JOPLIN CITY COUNCIL
REGULAR MEETING AGENDA
MONDAY, APRIL 19, 2021
5th FLOOR COUNCIL CHAMBERS
602 S. MAIN ST. JOPLIN MO
6:00 P.M.

This meeting can be viewed live on KGCS-TV channel 21 and regional cable television systems including Sparklight in Joplin; or livestream at http://www.joplinmo.org/182/Video-Multimedia
The number of guests in the Council Chambers is limited to 45 due to social distancing.

Persons wishing to address the City Council regarding an item on the agenda should complete a Request to Address Council and give it to the City Clerk prior to the start of the meeting. When your name is called, approach the podium, and state your name clearly for the record. If your request pertains to a Public Hearing item, you do not need to submit a request. You will have five (5) minutes to speak.

PLEASE NOTE: No outside electronic devices are allowed to be used on City equipment without prior City approval. If you have handouts, you must provide 12 copies of the material to the City Clerk.

1. **Call To Order**
   Invocation
   Pledge of Allegiance of the United States of America
2. **Roll Call**
3. **Presentations**
   1. Joplin High School STUCCO Update
4. **Finalization Of Consent Agenda**
5. **Reports And Communications**
   1. Annual Audit Report By Cochran, Head, Vick & Co

      Documents:

      2020 CITY OF JOPLIN ANNUAL REPORT - FINAL.PDF
      2020-10-31_VALUATION_JOPLINPF.PDF
      10 31 2020 JOPLIN SPORTS AUTHORITY AUDITED STMTS.PDF
      2020 JOPLIN REQ COMM - FINAL.PDF
      2020 JOPLIN SA REPORT - FINAL.PDF
      2020 POLICE PENSION - FINAL.PDF
      2020 PFC REPORT - FINAL.PDF
      1717 MARKETPLACE TIF OCTOBER 31 2020.PDF
      NORTHPARK CROSSING TIF OCTOBER 31 2020.PDF
   2. Health Department Update
   3. Discussion Of The Response And Recovery Plan
   4. News From The Public Information Office
6. **Citizen Requests And Petitions**
7. **Public Hearings**
8. **Consent Agenda**
   1. Minutes Of The April 5, 2021 City Council Meeting (Draft)

      Documents:

      CC MINS.APRIL 5.DRAFT.PDF
   2. COUNCIL BILL NO. 2021-261

      AN ORDINANCE amending Ordinance No. 2004-256, passed by the Council of the City of Joplin, Missouri, November 15, 2004, by removing from District M-2 (Heavy Industrial) and include in District R-2 (Two-family Residential) property as described below and located at 801, 805, 809, 813, 817, and 821 S Minnesota Ave., City of Joplin, Jasper County, Missouri.

      Documents:

CB2021-261.PDF

3. COUNCIL BILL NO. 2021-262

AN ORDINANCE amending Ordinance No. 2004-256, passed by the Council of the City of Joplin, Missouri, November 15, 2004, by removing from District R-1 (Single Family Residential) and include in District R-2 (Two-family Residential) property as described below and located at 1717, 1721, and 1725 S. Connecticut Ave, City of Joplin, Jasper County, Missouri.

Documents:

CB2021-262.PDF

4. COUNCIL BILL NO. 2021-263
AN ORDINANCE amending Ordinance No. 2004-256, passed by the Council of the City of Joplin, Missouri, November 15, 2004, by removing from District R-1 (Single Family Residential) and include in District R-2 (Two-family Residential) property as described below and located approximately 800′ North and 300′ West of the intersection of N. St. Louis Ave. and E. Fountain Rd. City of Joplin, Jasper County, Missouri.

Documents:

CB2021-263.PDF

5. COUNCIL BILL NO. 2021-264

AN ORDINANCE to vacate approximately 400' of street right-of-way extending North from E. 32nd St. located approximately 240' East and 350' North of the intersection of E. 32nd St. and S. Prosperity Ave.

Documents:

CB2021-264.PDF

6. COUNCIL BILL NO. 2021-265
AN ORDINANCE establishing grades and accepting the Final Plat of Charlie Jane Addition located at the Northwest Corner of S. Schifferdecker Ave. and W. 32nd Street. in the City of Joplin, Jasper County, Missouri.

Documents:

CB2021-265.PDF

**9. Resolutions**

1. RESOLUTION NO. 2021-008
A RESOLUTION authorizing the offering for sale of Sewerage System Refunding Revenue Bonds for the benefit of the City of Joplin, Missouri.

Documents:

RESOLUTION 2021-008 SUMMARY REFINANCE SEWER DEBT GO TO MARKET.PDF
RESOLUTION 2021-008 REFINANCE SEWER DEBT GO TO MARKET APPROVAL.PDF

2. RESOLUTION NO. 2021-009
A RESOLUTION authorizing the filing of a One Year Action Plan with the U.S. Department of Housing and Urban Development as required for use of the City of Joplin's Community Development Block Grant Program (Entitlement) and the Joplin Consortium HOME Investment Partnership Program for fiscal year 2021; and authorizing the City Manager to execute said Plan for and on behalf of the City of Joplin.

Documents:

RS 2021-009 SUMMARY.PDF
RS 2021-009.PDF
RS 2021-009 2021 ACTION PLAN.PDF

**10. Ordinances - Emergency**

1. COUNCIL BILL NO. 2021-110
AN ORDINANCE approving an agreement with Allied Services, LLC hereinafter referred to as "Republic Services" to provide curbside trash and recycling pick-up for single-family and duplex residential living units and authorizing the City Manager or his designee to execute the same by and on behalf of the City of Joplin with an emergency clause.

Documents:

CB2021-110 SUMMARY SHEET - CURBSIDE TRASH RECYCLING.PDF
REPUBLIC AGREEMENT 4 7 2021.PDF

CB 2021-110 COUNCIL BILL -CURBSIDE TRASH RECYCLING.PDF

2. COUNCIL BILL NO. 2021-122

AN ORDINANCE authorizing the acceptance of an agreement by and between the City of Joplin and the Department of Transportation, Federal Aviation Administration (FAA) Airport Improvement Program (AIP), for Phase 3 of Reconstruction to Runway 18-36 at the Joplin Regional Airport; and containing an emergency clause.

Documents:

GS 2021-122 FAA RUNWAY 18-36 CONSTRUCTION GRANT PROJECT 3.PDF
CB 2021-122 FAA RUNWAY 18-36 CONSTRUCTION GRANT PHASE 3 .PDF
3-29-0037-045-2021 GRANT AGREEMENT DRAFT.PDF
RUNWAY 18-36 MAP.JPG

3. COUNCIL BILL NO. 2021-123
AN ORDINANCE authorizing a supplemental agreement by and between the City of Joplin and Crawford, Murphy & Tilly, Inc., for Construction Observation Services to Reconstruct Runway 18-36 at the Joplin Regional Airport; and containing an emergency clause.

Documents:

GS 2021-123 CMT CONSTRUCTION OBS RNWY 18-36.PDF
CB 2021-123 CMT CONSTRUCTION OBS RNWY 18-36 .PDF
CMT CONSTRUCTION OBS RNW 18-36.PDF
RUNWAY 18-36 MAP.JPG

4. COUNCIL BILL NO. 2021-126
AN ORDINANCE declaring the necessity of acquiring for public use certain fee simple right of way and temporary construction easements for the purpose of street construction improvements associated with the proposed 32nd Street widening project between Schifferdecker Avenue and Central City Road; authorizing the City Manager and his designees to negotiate for the purpose of acquiring the necessary interests in land; authorizing the City Attorney and his designees to institute condemnation proceedings if such interests in land cannot be acquired by purchase through good faith negotiations; and containing an emergency clause.

Documents:

CB2021- 126 WATERVIEW SUMMARY.PDF
CB2021-126 WATERVIEW ESTATES COUNCIL ORDINANCE.PDF

5. COUNCIL BILL NO. 2021-127
AN ORDINANCE declaring the necessity of acquiring for public use certain fee simple right of way, permanent easements, and temporary construction easements for the purpose of street construction improvements associated with the proposed 32nd Street widening project between Schifferdecker Avenue and Central City Road; authorizing the City Manager and his designees to negotiate for the purpose of acquiring the necessary interests in land; authorizing the City Attorney and his designees to institute condemnation proceedings if such interests in land cannot be acquired by purchase through good faith negotiations; and containing an emergency clause.

Documents:

CB2021-127 RBC SUMMARY .PDF
CB2021-127 RBC COUNCIL ORDINANCE.PDF

6. COUNCIL BILL NO. 2021-128
ORDINANCE declaring the necessity of acquiring for public use certain permanent easements for the purpose of street construction improvements associated with the proposed 32nd Street widening project between Schifferdecker Avenue and Central City Road; authorizing the City Manager and his designees to negotiate for the purpose of acquiring the necessary interests in land; authorizing the City Attorney and his designees to institute condemnation proceedings if such interests in land cannot be acquired by purchase through good faith negotiations; and containing an emergency clause.

Documents:

CB2021-128 RBC SEWER SUMMARY.PDF
CB2021-128 RBC SEWER COUNCIL ORDINANCE.PDF

7. COUNCIL BILL NO. 2021-129
AN ORDINANCE declaring the necessity of acquiring for public use certain fee simple right of way, permanent easements, and temporary construction easements for the purpose of street construction improvements associated with the proposed 32nd Street widening project between Schifferdecker Avenue and Central City Road; authorizing the City Manager and his designees to negotiate for the purpose of acquiring the necessary interests in land; authorizing the City Attorney and his designees to institute condemnation proceedings if such interests in land cannot be acquired by purchase through good faith negotiations; and containing an emergency clause.

Documents:

CB2021-129 SOUTHERN TRAILS SUMMARY.PDF
CB2021-129 SOUTHERN TRAILS COUNCIL ORDINANCE.PDF

8. COUNCIL BILL NO. 2021-131
AN ORDINANCE declaring the necessity of acquiring for public use certain fee simple right of way and temporary construction easements for the purpose of street construction improvements associated with the proposed 32nd Street widening project between Schifferdecker Avenue and Central City Road; authorizing the City Manager and his designees to negotiate for the purpose of acquiring the necessary interests in land; authorizing the City Attorney and his designees to institute condemnation proceedings if such interests in land cannot be acquired by purchase through good faith negotiations; and containing an emergency clause.

Documents:

CB2021-131 ZAKI.PDF
CB2021-131 ABOUL-MAGD AND ZAKI COUNCIL ORDINANCE.PDF

9. COUNCIL BILL NO. 2021-510
AN ORDINANCE amending the Annual Budget of the City of Joplin for the Fiscal Year 2020-2021 as adopted by Ordinance 2020-156 on October 19, 2020, to adjust appropriations and containing an emergency clause.

Documents:

CB 2021-510 SUMMARY BUDGET AMENDMENT.PDF
CB 2021-510 BUDGET AMENDMENT ORDINANCE.PDF
CB 2021-510 SCHEDULE A BUDGET AMENDMENT.PDF

10. COUNCIL BILL NO. 2021-511
AN ORDINANCE amending the Part-Time/Seasonal Salary Administration Plan and authorizing a Nine Percent (9.0%) wage adjustment to certain grades for specific positions within the pay plan; and, containing an emergency clause.

Documents:

CB 2021-511 SUMMARY AMENDING PART-TIME SEASONAL SALARY ADMINISTRATION PLAN EFFECTIVE APRIL 20, 2021.PDF
CB 2021-511 ORDINANCE AMENDING SEASONAL PART-TIME PAY PLAN EFFECTIVE APRIL 20, 2021.PDF
SALARY ADMINISTRATION PLAN FOR PART-TIME SEASONALS EFFECTIVE APRIL 20 2021.PDF

**11. Ordinances - First Reading**

1. COUNCIL BILL NO. 2021-124
AN ORDINANCE authorizing an agreement by and between the City of Joplin and SkyWest Airlines, Inc., to establish operational guidelines and fees in the Commercial Terminal at the Joplin Regional Airport; authorizing the City Manager to execute the same by and on behalf of the City of Joplin.

Documents:

GS 2021-124 SKYWEST AIRPORT AGREEMENT.PDF
CB 2021-124 SKYWEST AIRPORT LEASE AGREEMENT.PDF
SKYWEST JLN EXCLUSIVE TERMINAL AGREEMENT - FINAL.PDF

2. COUNCIL BILL NO. 2021-125
AN ORDINANCE approving Work Authorization OLS-OC21-04 with Olsson in the not to exceed amount of Five Hundred Ninety-Nine Thousand Five Hundred and 00/100 dollars ($599,500.00) for professional engineering consulting services for Phases 2 and 3 of the Zora Widening project from Rangeline to MO-249, and authorizing the City Manager or his designee to execute the same by and on behalf of the City of Joplin.

Documents:

CB2021-125 ZORA PH. 2 AND 3 SUMMARY SHEET.PDF
CB2021-125 ZORA PH. 2 AND 3 WORK AUTHORIZATION.PDF
CB2021-125 ZORA PH. 2 AND 3 COUNCIL ORDINANCE.PDF
CB2021-125 ZORA MAP.PDF

3. COUNCIL BILL NO. 2021-512
AN ORDINANCE repealing Section 86-152, Admission Fee, of Article V, Swimming Pools, of Chapter 86, Parks and Recreation, of the Code of Ordinances of the City of Joplin and enacting in lieu thereof a new Section 86-152, Admission Fee, of Article V, Swimming Pools, of Chapter 86, Parks and Recreation, of the Code of Ordinances of the City of Joplin to implement certain fee changes; and setting a date when this Ordinance shall become effective.

Documents:

CB 2021-512 SUMMARY CHAPTER 86 PARKS CODE SWIMMING POOL FEE CHANGES.PDF
CB 2021-512 CHAPTER 86 PARKS FEE CHANGES SWIMMING POOLS.PDF

**12. Ordinances - Second Reading And Third Reading**

13. **Unfinished Business**

14. **New Business**

Joplin, built on generations of people with grit and determination, is a regional hub at the crossroads of America. Our diverse people and employers thrive because of our healthy lifestyles, exceptional neighborhoods, lifelong learning opportunities and cultural & recreational amenities. Together we are ready for anything. Ad Omnia Parata
-City of Joplin Vision Statement

Notice posted at 12:00 p.m. on this 15th day of April, 2021 (RSMo 610.020)

CITY OF

# JOPLIN

MISSOURI

# Comprehensive Annual Financial Report

**For the Year Ended**
**October 31, 2020**

THE CITY OF JOPLIN, MISSOURI

# COMPREHENSIVE ANNUAL FINANCIAL REPORT

**For the Year Ended October 31, 2020**

***Prepared by the Finance Department***

***Leslie Haase, CPA, CMA***

***Director of Finance***


CITY OF JOPLIN
STATE OF MISSOURI
ZINC IS KING
ADOPTED 1917

**THE CITY OF JOPLIN, MISSOURI**

**Table of Contents**


| | Exhibit | Page |
|---|---|---|
| **INTRODUCTORY SECTION** | | |
| List of Principal Officials | | 1 |
| Organization Chart | | 3 |
| Certificate of Achievement for Excellence in Financial Reporting | | 4 |
| Letter of Transmittal | | 5 |
| **FINANCIAL SECTION** | | |
| Independent Auditor's Report | | 9 |
| Management's Discussion and Analysis | | 12 |
| **Basic Financial Statements** | | |
| **Government-Wide** | | |
| Statement of Net Position | 1 | 20 |
| Statement of Activities | 2 | 21 |
| **Fund Financial Statements** | | |
| Governmental Funds: | | |
| Balance Sheet – Governmental Funds | 3 | 22 |
| Reconciliation of the Governmental Funds Balance Sheet to the Statement of Net Position | 3.1 | 23 |
| Statement of Revenues, Expenditures, and Changes in Fund Balances – Governmental Funds | 4 | 24 |
| Reconciliation of the Governmental Funds Statement of Revenues, Expenditures, and Changes in Fund Balances to the Statement of Activities | 4.1 | 25 |
| Proprietary Funds: | | |
| Statement of Net Position | 5 | 26 |
| Statement of Revenues, Expenses, and Changes in Fund Net Position | 6 | 27 |
| Statement of Cash Flows | 7 | 28 |
| Fiduciary Funds: | | |
| Statement of Fiduciary Net Position | 8 | 29 |
| Statement of Changes in Fiduciary Net Position | 9 | 30 |
| Component Units: | | |
| Combining Statement of Net Position – Discretely Presented Component Units | 10 | 31 |
| Combining Statement of Activities – Discretely Presented Component Units | 11 | 32 |
| **Notes to the Basic Financial Statements** | | 33 |

| **Required Supplementary Information** | **Exhibit** | **Page** |
|---|---|---|
| Budgetary Comparison Schedules: | | |
| General Fund | 12 | 69 |
| Parks/Storm Water Sales Tax | 13 | 70 |
| Transportation Sales Tax | 14 | 71 |
| Capital Improvement Sales Tax | 15 | 72 |
| Community Development Entitlement Grant | 16 | 73 |
| Public Safety Sales Tax | 17 | 74 |
| Police & Fire Pension Sales Tax | 18 | 75 |
| Schedule of Changes in Total OPEB Liability and Related Ratios | 19 | 76 |
| Schedule of Changes in Net Pension Asset and Related Ratios – LAGERS | 20 | 77 |
| Schedule of Employer Contributions – LAGERS | 21 | 78 |
| Schedule of Changes in Net Pension Liability and Related Ratios – Policemen's And Firemen's Pension | 22 | 79 |
| Schedule of Employer Contributions – Policemen's And Firemen's Pension | 23 | 80 |
| Notes to required supplementary information | | 81 |
| **Supplementary Information** | | |
| Combining Balance Sheet – Nonmajor Governmental Funds | 24 | 82 |
| Combining Statement of Revenues, Expenditures, and Changes in Fund Balances – Nonmajor Governmental Funds | 25 | 83 |
| Combining Balance Sheet – Nonmajor Special Revenue Funds | 26 | 84 |
| Combining Statement of Revenues, Expenditures, and Changes in Fund Balances – Nonmajor Special Revenue Funds | 27 | 85 |
| Budgetary Comparison Schedules: | | |
| Tourism and Convention Promotion | 28 | 86 |
| Health and Welfare | 29 | 87 |
| Parks and Recreation | 30 | 88 |
| Solid Waste Management | 31 | 89 |
| Economic Development Revolving | 32 | 90 |
| Debt Service | 33 | 91 |
| TIF Commission | 34 | 92 |
| Revolving Public Improvement | 35 | 93 |
| Major Capital Project Fund | | |
| Schedule of Revenues, Expenditures and Change in Fund Balance – Budget to Actual – Infrastructure Improvements | 36 | 94 |
| Combining Statement of Net Assets – Internal Service Funds | 37 | 95 |
| Combining Statement of Revenues, Expenses, and Changes in Fund Net Position – Internal Service Funds | 38 | 96 |
| Combining Statement of Cash Flows – Internal Service Funds | 39 | 97 |
| Balance Sheet—Discretely Presented Governmental Component Unit | 40 | 98 |
| Statement of Revenues, Expenditures, and Changes in Fund Balances—Discretely Presented Governmental Component Unit | 41 | 99 |
| Statement of Changes in Assets and Liabilities—Agency Funds | 42 | 100 |

| STATISTICAL SECTION (UNAUDITED) | Table | Page |
|---|---|---|
| **Financial Trends:** | | |
| Net Position by Component | 1 | 101 |
| Changes in Net Position | 2 | 102 |
| Fund Balances of Governmental Funds | 3 | 104 |
| Changes in Fund Balances of Governmental Funds | 4 | 105 |
| **Revenue Capacity:** | | |
| Tax Revenues by Source, Governmental Funds | 5 | 106 |
| Total City Taxable Sales by Category | 6 | 107 |
| Sales Tax Revenue Payers by Industry | 7 | 108 |
| Sales Tax Rates – Direct and Overlapping Rates | 8 | 109 |
| Assessed Value and Estimated Actual Value of Taxable Property | 9 | 110 |
| Property Tax Rates – Direct and Overlapping Governments | 10 | 111 |
| Principal Property Taxpayers | 11 | 112 |
| Property Tax Levies and Collections | 12 | 113 |
| **Debt Capacity:** | | |
| Ratios of Outstanding Debt by Type | 13 | 114 |
| Ratios of General Bonded Debt Outstanding | 14 | 115 |
| Direct and Overlapping Governmental Activities Debt | 15 | 116 |
| Legal Debt Margin Information | 16 | 117 |
| Pledged-Revenue Coverage | 17 | 118 |
| **Demographic and Economic Information:** | | |
| Demographic and Economic Statistics | 18 | 119 |
| Principal Employers | 19 | 120 |
| **Operating Information:** | | |
| Full-time Equivalent City Government Employees by Function/Program | 20 | 121 |
| Operating Indicators by Function/Program | 21 | 122 |
| Capital Asset Statistics by Function/Program | 22 | 123 |


CITY OF JOPLIN
STATE OF MISSOURI
ZINC IS KING
ADOPTED 1917

# INTRODUCTORY SECTION


CITY OF JOPLIN
STATE OF MISSOURI
ZINC IS KING
ADOPTED 1917

**THE CITY OF JOPLIN, MISSOURI**

List of Principal Officials

October 31, 2020

## MUNICIPAL OFFICIALS

### Mayor

*Ryan Stanley*

### City Council

| | |
|---|---|
| *Gary Shaw* | Zone I |
| *Charles Copple* | Zone II |
| *Phil Stinnett* | Zone III |
| *Diane Reid Adams* | Zone IV |
| *Doug Lawson* | General |
| *Anthony Monteleone* | General |
| *Christina Williams* | General |
| *Ryan Stanley* | General |
| *Keenan Cortez* | General |

### City Officials

| | |
|---|---|
| *Nicholas Edwards* | City Manager |
| *Peter Edwards* | City Attorney |
| *Barbara Gollhofer* | City Clerk |
| *John Podleski* | Municipal Judge |
| *David Hertzberg* | Public Works Director |
| *Troy Bolander* | Planning, Development & Neighborhood Services Director |
| *Paul Bloomberg* | Parks Director |
| *Sloan Rowland* | Chief of Police |
| *James Furgerson* | Fire Chief |
| *Ryan Talken* | Community Health Director |
| *Lamonte Ratcliff* | Municipal Court Administrator |
| *Jeana Gockley* | Joplin Public Library Director |
| *Patrick Hurn* | Interim Human Resources Director/Risk Manager |
| *Leslie Haase* | Director of Finance |
| *Mark Morris* | Information Technology Director |
| *Patrick Tuttle* | CVB Director |
| *Lynn Onstot* | Public Information Officer |

**THE CITY OF JOPLIN, MISSOURI**

List of Principal Officials

## DEPARTMENT OF FINANCE

### *DEPARTMENT STAFF*

| | |
|---|---|
| *Leslie Haase* | Director of Finance |
| *AJ Whistler* | Assistant Finance Director |
| *Sherri McCulloch* | Financial Analyst |
| *Joel Gibson* | Senior Accountant |
| *Mallory Wicklund* | Senior Accountant |
| *Hillary Kory* | Utility Billing Supervisor |
| *Soledad Zavala* | Purchasing, Project and Property & Accounts Receivable Clerk |
| *Carrie Kent* | Accounts Payable Clerk |
| *Victoria Maturino* | Licensing and Office Services Clerk |
| *Hailey Dininger* | Payroll Clerk |
| *Keisha Farmer* | Cashier |
| *Micaela Decow* | Cashier-Utility Billing |
| *Hannah Brown* | Utility Billing Clerk |
| *Hailee Hatfield* | Utility Billing Clerk |
| *Jennifer Wagler* | Utility Billing Clerk |

# CITY OF JOPLIN, MISSOURI

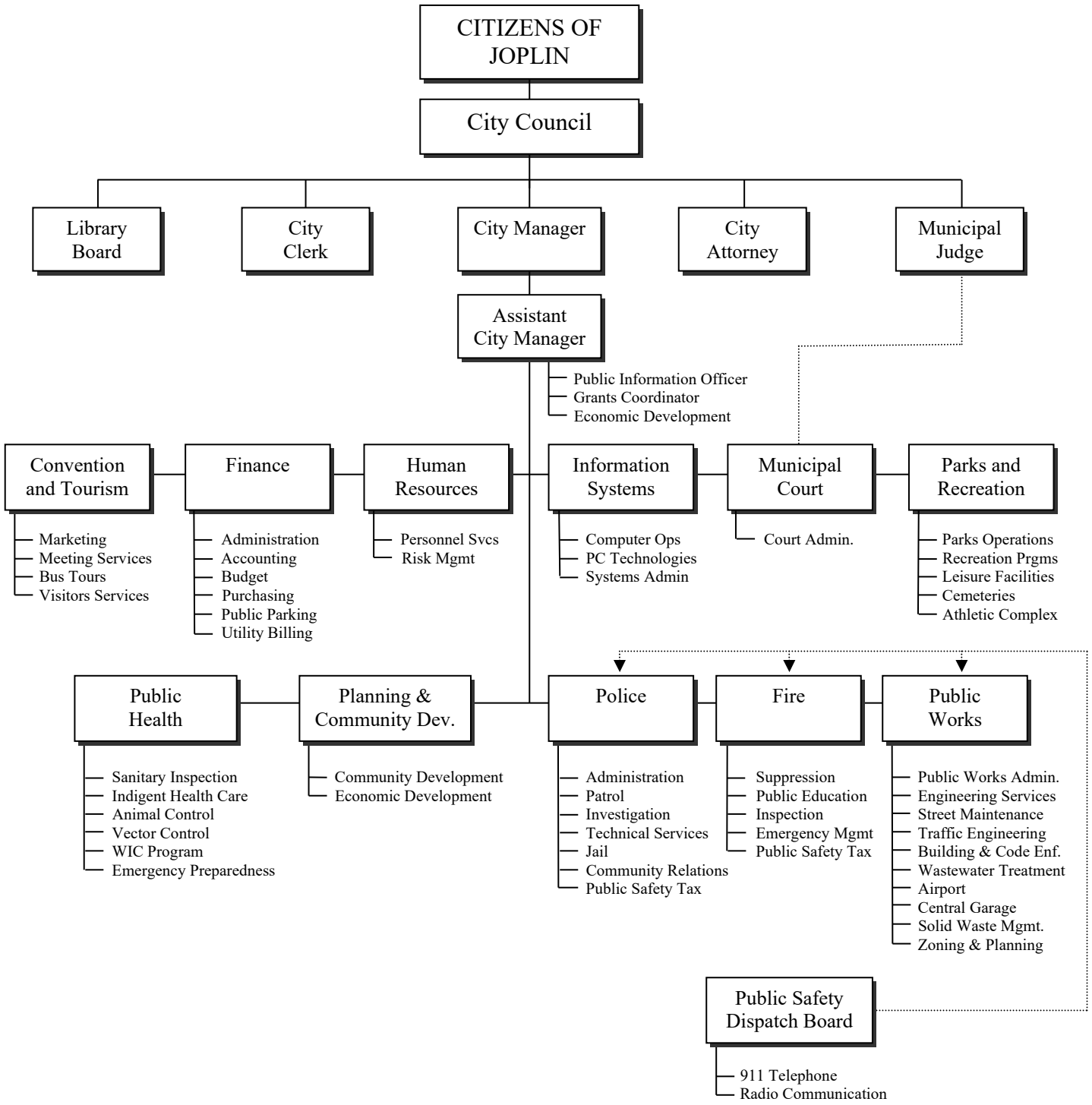

Government Finance Officers Association

# Certificate of Achievement for Excellence in Financial Reporting

Presented to

**City of Joplin**
**Missouri**

For its Comprehensive Annual
Financial Report
For the Fiscal Year Ended

October 31, 2019

Christopher P. Morrill

Executive Director/CEO

CITY OF JOPLIN MISSOURI

Finance Department
602 S. Main Street
Joplin, MO 64801
(417) 624-0820
(417) 624-4620 (Fax)

April 13, 2021

**To the Honorable Mayor, Members of the City Council**
**And the Citizens of the City of Joplin, Missouri:**

The comprehensive annual financial report of the City of Joplin, Missouri (the City) for the fiscal year ended October 31, 2020 is hereby submitted for your review in compliance with Section 2.14 of the City's Home Rule Charter. The independent certified public accounting firm of Cochran Head Vick & Co., P.C. audited the financial statements contained in this report.

To the best of our knowledge and belief, the financial and other data, as presented herein, is accurate in all material respects; is reported in a manner that presents fairly the financial position and results of operations on a Government-wide basis and on a Fund basis; and that all disclosures necessary to enable the reader to gain an understanding of the City's financial affairs have been included. The Director of Finance prepares this comprehensive annual financial report with the assistance of Finance staff. Responsibility for both the accuracy of the data and the completeness and fairness of the presentation, including all disclosures, rests with management.

Generally Accepted Accounting Principles (GAAP) requires that management provide a narrative introduction, overview, and analysis to accompany the basic financial statements in the form of Management's Discussion and Analysis (MD&A). This letter of transmittal is designed to complement the MD&A and should be read in conjunction with it. The City of Joplin's MD&A can be found in the Financial Section, immediately following the report of the independent auditors.

The City is required to undergo an annual audit in conformity with the provisions of the Single Audit Act Amendments of 1996 and by the requirements of Title 2 U.S. *Code of Federal Regulations* Part 200, *Uniform Administrative Requirements, Cost Principles, and Audit Requirements for Federal Awards* (Uniform Guidance). Information related to this single audit, including a schedule of expenditures of federal awards, the independent auditor's reports on internal control over financial reporting and compliance and other matters based on an audit of financial statements performed in accordance with *Government Auditing Standards* and on compliance for each major program and on internal control over compliance required by the Uniform Guidance, and a schedule of findings and questioned costs are included in a separately issued report.

The financial reporting entity (the City) encompasses all the funds of the primary government (i.e., the City of Joplin as legally defined), as well as all of its component units. Component units are legally separate entities for which the primary government is financially accountable. The City provides a full range of services to its residents as well as to visitors to the community. These services include police and fire protection, sanitary sewer service, low-income health care services, construction and maintenance of all City infrastructures, convention and tourism promotional activities, park facilities, recreational activities, a regional airport and other administrative services.

In addition, this document includes information relating to the financial activities of the Joplin Public Library, the Joplin Sports Authority, the Joplin Redevelopment Corporation (JRC), and the Joplin TIF Commission. The Library and the Authority are considered discretely presented component units of the government for financial reporting purposes. The Library and the Authority are reported in a separate column in the combined financial statements to emphasize that they are legally separate from the primary government and to differentiate their financial positions and results of operations from those of the primary government. The JRC and TIF Commission are presented as blended component units.

The City Council sets the annual property tax levy for the Library and has appointive authority over its Board of Trustees. The Joplin Sports Authority operates in accordance with its articles of incorporation and currently receives significant operating subsidies from the City. The JRC is an urban redevelopment corporation organized under the laws of the State of Missouri. The City Council has appointive authority over the Joplin TIF Commission's and JRC's Board of Trustees and the City is financially accountable for the Commission and the JRC. The City's Finance Department provides all accounting services for the Joplin Public Library, the Joplin Redevelopment Corporation, and the Joplin TIF Commission, while the Joplin Sports Authority maintains its own accounting records.

## PROFILE OF THE CITY

The City, incorporated in 1873, is located in the southwest corner of Missouri and is the State's fourth largest metropolitan area. Population growth within the City limits, which covers more than thirty square miles, continues to grow modestly while rapid growth is being experienced in the surrounding regional area.

The City has operated under the council-manager form of government since 1954. Policymaking and legislative authority are vested in the governing council, consisting of nine members. This council is responsible for passing ordinances, adopting the budget, appointing committees and hiring the government's manager, attorney, clerk and municipal judge. The City Manager is responsible for carrying out the policies and ordinances of the governing council, for overseeing the day-to-day operations of the City and for appointing the heads of the City's departments. The City Council is elected on a nonpartisan basis. Council members are elected to four-year staggered terms, with four members being elected from within their respective geographic zones and the remaining five members elected at large. The Mayor and Mayor Pro Tempore are chosen from within the membership of the council by the elected members of that body.

## FACTORS AFFECTING FINANCIAL CONDITION

***Local Economy*** **-** Due in part to Joplin's geographical location, Joplin's business foundation is comprised of a skilled labor force, easy transportation access, and a reasonable cost of living. With a daytime population of more than 240,000, Joplin is a regional economy. About sixty-two percent (62%) of the available labor pool in the area has at least some college experience and almost ninety-three percent (93%) of potential employees have a high school diploma. Many have technical skill training beyond high school. A recent Joplin Area Chamber of Commerce study identifies four major business sectors for growth. These sectors are distribution centers, administrative office operations, commercial machinery repair and custom computer programming. These sectors complement the existing successful firms in food processing, fabricated metals, transportation equipment, plastics and packaging technologies, customer service centers and retail.

As a service center for the four-state region, Joplin is home to two major hospitals that provide special services and treatment capabilities rivaling those found in major metropolitan areas. More than 300 physicians serve the hospitals and four-state region. Along with the state-of-the-art hospital care, there are two fully equipped sports medicine clinics, psychological and psychiatric services, major heart and cancer care facilities and many top-quality nursing/retirement centers and extended care facilities. Additionally, Kansas City University of Medicine & Biosciences built a $40 million medical school in Joplin several years ago and has announced plans for the addition of an $80 million dental school at the Joplin campus. This campus has further established Joplin as the medical hub of Southwest Missouri.

Joplin's economy is diversified with major medical, manufacturing, transportation and higher education keeping the City's unemployment rate below the state and national rates. Joplin's unemployment rate was 5.2% at the end of 2020 as compared to 6.9% nationally. In addition to the major medical employers in the community, some well-known companies with operations in Joplin are: Tri-State Motor Transit, Tamko Building Products, Liberty Utilities, Eagle Picher Technologies, CFI, General Mills, AT&T Mobility, Jasper Products, Schaeffler Group, Bemis Company, Hampshire Pet Products, and Able Manufacturing. Additionally, construction is underway on a $51.3 million Casey's General Store Distribution Center, as well as an Amazon Logistics Center in the Crossroads Industrial Park.

Missouri Southern State University, with an enrollment of 5,045 students, is located in Joplin along with two other colleges including Crowder College and Ozark Christian College. Crowder College provides vocational and technical training services to approximately 4,400 students within the region surrounding the City.

***Financial Information -*** Management of the City is responsible for establishing and maintaining an internal control structure designed to ensure all assets of the City are protected from loss, theft or misuse as well as to ensure that adequate accounting records are kept and compiled to allow for the preparation of financial statements in conformity with generally accepted accounting principles. The internal control structure is designed to provide reasonable, but not absolute, assurance that these objectives are met. The concept of reasonable assurance recognizes that: (1) the cost of a control should not exceed the benefits likely to be derived; and (2) the valuation of costs and benefits requires estimates and judgments by management. As demonstrated by the statements and schedules included in the financial section of this report, the City is committed to meeting its responsibility for sound financial management.

***Financial Policies*** – The City maintains budgetary controls as outlined in its Home Rule Charter. The objective of these budgetary controls is to ensure compliance with legal provisions embodied in the annual appropriated budget approved by the City Council. Activities of General, Special Revenue, Debt Service, Capital Projects, Enterprise, and Internal Service Funds are included in the annual budget appropriations. The level of budgetary control (that is, the level at which expenditures cannot legally exceed the appropriated amount) is maintained by each departmental unit within an individual fund. Any change in the level of appropriation, which increases expenditures for an individual fund, requires City Council action. The City maintains an encumbrance accounting system as one technique of accomplishing budgetary control. City policy also requires the general fund maintain a minimum fund balance equal to twenty-five percent (25%) of total operating expenditures.

***Long-Term Financial Planning*** – The annual budget serves as the foundation for the City's financial planning and control. The budget process begins with detailed requests from each department for evaluation by the Finance Department and the City Manager. Additionally, departments submit future capital requests and pending capital projects for the following five years. An estimate of needs is prepared and presented at a public hearing summarizing the anticipated budget levels for the next fiscal year. The City Manager may revise the budget requests to prepare a proposal that balances available revenues with expenditures for the following fiscal year, while reserving appropriate fund balance levels to meet future capital requests and pending capital projects. Legislative adoption occurs after the Council has reviewed and revised the budget proposal in a series of workshops open to the public.

***Major City Initiatives*** – During 2020, the City continued several major initiatives. The City continued to work on the projects outlined in the ten-year parks/stormwater sales tax initiative, along with projects outlined in the ten-year capital improvement sales tax initiative. The City began collecting a new ½-cent General Sales Tax effective April 1, 2020 dedicated to closing and funding the Policemen's and Firemen's Pension Plan. All public safety new hires will be covered by the Missouri Local Government Employees Retirement System (LAGERS). The airport continued the reconstruction of a major taxiway. Additionally, the City continued to utilize the disaster recovery-related grants to rebuild and make improvements, such as infrastructure projects and other community-based projects.

## OTHER INFORMATION

***Independent Audit*** – The Home Rule Charter of the City requires an independent certified public accounting firm to perform an annual audit. The Council contracted with the accounting firm of Cochran Head Vick & Co., P.C. to conduct the audit for the fiscal year ended October 31, 2020. In addition to meeting the requirements of the charter and State Statutes, the audit was designed to meet the requirements of the Uniform Guidance. Auditing standards generally accepted in the United States of America and the standards set forth in the Government Accountability Office's *Government Auditing Standards* were used by the auditors in conducting the engagement. The auditor's report regarding the basic financial statements along with statements and schedules relating to the individual fund account groups are included in the financial section of this report. Reports by the auditors relating specifically to the single audit requirements may be found in a separately issued report.

***Awards*** – The Government Finance Officers Association (GFOA) has again awarded its Certificate of Achievement for Excellence in Financial Reporting to the City for its comprehensive annual financial report for the fiscal year ended October 31, 2019. This certificate is the highest form of recognition awarded to state and local government entities for excellence in financial reporting. In order to receive the Certificate of Achievement, a governmental unit must publish a clearly readable and efficiently organized comprehensive annual financial report whose contents conform to program standards. Deserving reports must satisfy both generally accepted accounting principles and applicable legal requirements.

This certification, which is only valid for a period of one year, must be applied for annually. This marks the thirtieth consecutive year that the City has received this reporting distinction. We believe that our current comprehensive annual financial report for the year ended October 31, 2020 continues to meet the Certificate of Achievement program requirements and is being submitted to the GFOA to determine its eligibility for another certificate.

***Acknowledgments*** – The preparation of this comprehensive annual financial report is only possible through the dedicated efforts of the entire staff of the City's Finance Department and the cooperation of the numerous departments throughout the City organization. The contributions and assistance offered by each of these individuals is most sincerely appreciated. Due credit should also be given to the City Council for its continued interest and support in planning and conducting the operations of the City in a responsible and progressive manner.

Sincerely,



Leslie Haase, CPA, CMA
Director of Finance

# FINANCIAL SECTION


CITY OF JOPLIN
STATE OF MISSOURI
ZINC IS KING
ADOPTED 1917

C H V
& Co

COCHRAN HEAD VICK & CO., P.C.

*Certified Public Accountants*

1251 NW Briarcliff Pkwy
Suite 125
Kansas City, MO 64116
(816) 453-7014
Fax (816) 453-7016

Other offices in Missouri
and Kansas

## INDEPENDENT AUDITOR'S REPORT

The Honorable Mayor and Members of the City Council
City of Joplin, Missouri

**Report on the Financial Statements**

We have audited the accompanying financial statements of the governmental activities, the business-type activities, the aggregate discretely presented component units, each major fund, and the aggregate remaining fund information of the City of Joplin, Missouri, as of and for the year ended October 31, 2020, and the related notes to the financial statements, which collectively comprise the City's basic financial statements as listed in the table of contents.

**Management's Responsibility for the Financial Statements**

Management is responsible for the preparation and fair presentation of these financial statements in accordance with accounting principles generally accepted in the United States of America; this includes the design, implementation, and maintenance of internal control relevant to the preparation and fair presentation of financial statements that are free from material misstatement, whether due to fraud or error.

**Auditor's Responsibility**

Our responsibility is to express opinions on these financial statements based on our audit. We did not audit the financial statements of the Joplin Sports Authority, which represent 2 percent, 2 percent, and 18 percent, respectively of the assets, net position, and revenues of the discretely presented component units. Those statements were audited by other auditors whose report has been furnished to us, and our opinion, insofar as it relates to the amounts included for the Joplin Sports Authority is based solely on the report of the other auditors. We conducted our audit in accordance with auditing standards generally accepted in the United States of America and the standards applicable to financial audits contained in Government Auditing Standards, issued by the Comptroller General of the United States. Those standards require that we plan and perform the audit to obtain reasonable assurance about whether the financial statements are free of material misstatement.

An audit involves performing procedures to obtain audit evidence about the amounts and disclosures in the financial statements. The procedures selected depend on the auditor's judgment, including the assessment of the risks of material misstatement of the financial statements, whether due to fraud or error. In making those risk assessments, the auditor considers the internal control relevant to the entity's preparation and fair presentation of the financial statements in order to design audit procedures that are appropriate in the circumstances, but not for the purpose of expressing an opinion on the effectiveness of the entity's internal control. Accordingly, we express no such opinion. An audit also includes evaluating the appropriateness of accounting policies used and the reasonableness of significant accounting estimates made by management, as well as evaluating the overall presentation of the financial statements.

We believe that the audit evidence we have obtained is sufficient and appropriate to provide a basis for our audit opinions.

**Opinions**

In our opinion, based on our audit and the report of other auditors, the financial statements referred to above present fairly, in all material respects, the respective financial position of the governmental activities, the business-type activities, the aggregate discretely presented component units, each major fund, and the aggregate remaining fund information of the City, as of October 31, 2020, and the respective changes in financial position, and, where applicable, cash flows thereof for the year then ended in conformity with accounting principles generally accepted in the United States of America.

**Other Matters**

*Required Supplementary Information*

Accounting principles generally accepted in the United States of America require that the management's discussion and analysis, budgetary comparison information, schedule of changes in total Other Post-Employment (OPEB) liability and related ratios, schedule of changes in net pension liability/asset and related ratios and schedule of employer contributions as listed in the table of contents be presented to supplement the basic financial statements. Such information, although not a part of the basic financial statements, is required by the Governmental Accounting Standards Board, who considers it to be an essential part of financial reporting for placing the basic financial statements in an appropriate operational, economic, or historical context. We have applied certain limited procedures to the required supplementary information in accordance with auditing standards generally accepted in the United States of America, which consisted of inquiries of management about the methods of preparing the information and comparing the information for consistency with management's responses to our inquiries, the basic financial statements, and other knowledge we obtained during our audit of the basic financial statements. We do not express an opinion or provide any assurance on the information because the limited procedures do not provide us with sufficient evidence to express an opinion or provide any assurance.

*Other Information*

Our audit was conducted for the purpose of forming opinions on the financial statements that collectively comprise the City's basic financial statements. The introductory section, combining and individual nonmajor fund financial statements and schedules, and statistical section are presented for purposes of additional analysis and are not a required part of the basic financial statements.

The combining and individual nonmajor fund financial statements and schedules are the responsibility of management and were derived from and related directly to the underlying accounting and other records used to prepare the basic financial statements. Such information has been subjected to the auditing procedures applied in the audit of the basic financial statements and certain additional procedures, including comparing and reconciling such information directly to the underlying accounting and other records used to prepare the basic financial statements or to the basic financial statements themselves, and other additional procedures in accordance with auditing standards generally accepted in the United States of America. In our opinion, the combining and individual nonmajor fund financial statements and schedules are fairly stated in all material respects in relation to the basic financial statements as a whole.

The introductory and statistical sections have not been subjected to the auditing procedures applied in the audit of the basic financial statements and, accordingly, we do not express an opinion or provide any assurance on them.

**Other Reporting Required by Government Auditing Standards**

In accordance with Government Auditing Standards, we have also issued our report dated April 13, 2021 on our consideration of the City's internal control over financial reporting and on our tests of its compliance with certain provisions of laws, regulations, contracts, grant agreements and other matters. The purpose of that report is to describe the scope of our testing of internal control over financial reporting and compliance and the results of that testing, and not to provide an opinion on internal control over financial reporting or on compliance. That report is an integral part of an audit performed in accordance with Government Auditing Standards in considering the City's internal control over financial reporting and compliance.

Cochran Head Vick & Co., P.C.

Kansas City, Missouri
April 13, 2021


CITY OF JOPLIN
STATE OF MISSOURI
ZINC IS KING
ADOPTED 1917

# MANAGEMENT'S DISCUSSION AND ANALYSIS

As management of the City of Joplin, Missouri (the City), we offer readers this narrative overview and analysis of the financial activities of the City for the fiscal year ended October 31, 2020. We encourage readers to consider the information presented here, in conjunction with the transmittal letter at the beginning of this report, and the City's financial statements, which follow this section.

## Financial Highlights

The assets and deferred outflows of the City of Joplin, Missouri (the City) exceeded its liabilities and deferred inflows at the close of the most recent fiscal year by $466,329,166 (net position). Of this amount, $22,630,428 (unrestricted net position) may be used to meet the government's ongoing obligations to citizens and creditors. The low amount of unrestricted net position is primarily related to the liability from the Policemen's and Firemen's Pension Plan as the result of the implementation of GASB Statement No. 68 – *Accounting and Financial Reporting for Pensions – an amendment of GASB Statement No. 27.* Without the impact of the implementation of GASB No. 68, the City's unrestricted net position to be used to meet the government's ongoing obligations to citizens and creditors would be $46,552,903.

The City's total net position increased $22.0 million. Of this amount, the City's "governmental activities" increased $14.4 million, and the City's "business-type activities" increased $7.6 million.

The City's total debt decreased $5.5 million (17.3 percent) during the current fiscal year. The City redeemed all Economic Development Bonds during the current fiscal year. Additionally, the City also made payments to existing State of Missouri EIERA revenue bonds.

## Overview of the Financial Statements

This discussion and analysis is provided as an introduction to the basic financial statements. The basic financial statements consist of three components: government-wide financial statements, fund financial statements, and notes to the basic financial statements. This report also contains required and other supplementary information in addition to the basic financial statements.

***Government-Wide Financial Statements.*** The *government-wide financial statements* are a broad overview of the City's finances presented in a manner similar to a private business. These statements provide both long-term and short-term information about the City's overall financial status.

The *statement of net position* presents all the City's assets, liabilities and deferred outflows and inflows of resources, with the difference between the four reported as *net position.* Net position is an important measure of the City's overall financial health. The increases and decreases in net position can be monitored to determine whether the City's financial position is improving or deteriorating.

The *statement of activities* presents information showing how the City's net position changed during the most recent fiscal year. All changes in net position are reported as soon as the underlying event giving rise to the change occurs, regardless of the timing of the related cash flow. Thus, revenues and expenses are reported in this statement for certain items that will only result in cash flows in future fiscal periods (e.g. uncollected taxes and earned but unused vacation leave).

The government-wide financial statements report governmental activities of the City, which are principally supported by taxes and intergovernmental revenues, and business-type activities of the City, which are intended to recover all or a significant portion of their costs through user fees and charges. The governmental activities for the City include general government, public safety, public works, highways and streets, environmental, health services, culture and recreation, and social services. The business-type activities for the City include the airport, the sanitary sewerage system, and golf (which include all nonmajor enterprise funds). The City includes four other entities in its report-the Joplin Sports Authority, the Joplin Public Library, the Joplin Redevelopment Corporation (JRC), and the Joplin TIF Commission. These "component units" are important because the City is financially accountable for them.

***Fund Financial Statements.*** *Fund financial statements* focus on individual parts of the City's government. These statements report the City's operations in more detail than the government-wide financial statements. A *fund* is a grouping of related accounts that is used to maintain control over resources that have been segregated for specific activities or objectives. The City uses fund accounting to ensure compliance with finance-related legal requirements. These funds are divided into three categories: governmental funds, proprietary funds, and fiduciary funds.

***Governmental Funds.*** *Governmental funds* are used to account for essentially the same functions reported as *governmental activities* in the government-wide financial statements. However, unlike the government-wide financial statements, governmental fund financial statements focus on *near-term inflows and outflows of spendable resources,* as well as on *balances of spendable resources* available at the end of the fiscal year. This information may be useful in evaluating the City's near-term financing requirements.

The focus of governmental funds is narrower than that of the government-wide financial statements, thus it is useful to compare the information presented for *governmental funds* with similar information presented for *governmental activities* in the government-wide financial statements. This may enable the reader to better understand the long-term impact of the government's near-term financing decisions. Both the governmental fund balance sheet and the governmental fund statement of revenues, expenditures, and changes in fund balances provide a reconciliation to facilitate this comparison between *governmental funds* and *governmental activities.*

***Proprietary Funds.*** The City uses two different types of proprietary funds. *Enterprise funds* are used to report the same functions presented as business-type activities in the government-wide financial statements. *Internal service funds* are an accounting mechanism used to accumulate and allocate costs internally among the City's various functions. The City uses internal service funds to account for its garage service center, emergency communications center and self-insurance (health, workers' compensation and general liability) activities. Because these services predominately benefit governmental rather than business-type functions, they have been included within the *governmental activities* in the government-wide financial statements.

***Fiduciary Funds.*** Fiduciary funds are used to account for resources held for the benefit of parties outside the government. Fiduciary funds are not reflected in the government-wide financial statements, since the resources of those funds are not available to support the City's operations. The accounting used for fiduciary funds is much like that used for proprietary funds.

***Notes to the Basic Financial Statements.*** The notes provide additional information that is essential to obtain a full understanding of the data provided in the government-wide and fund financial statements.

***Other Information.*** In addition to the basic financial statements and accompanying notes, this report also contains certain *required supplementary information* that further explains and supports the information in the financial statements regarding budgetary and pension information. This report also contains *other supplementary information* that provides certain combining and individual fund statements and schedules.

## Government-Wide Financial Analysis

As indicated earlier, net position may serve as a useful indicator of the City's financial position. As of October 31, 2020, assets plus deferred outflows of resources exceeded liabilities plus deferred inflows of resources by $466,329,166. The largest portion of the City's net position, $385,909,146 (82.8 percent), reflects its investment in capital assets (e.g., land, construction in progress, buildings, improvements, machinery and equipment, and infrastructure) less any related outstanding debt that was used to acquire those assets. The City uses capital assets to provide services to citizens; therefore, these assets are not available for future spending.

### NET POSITION

The following table reflects the condensed Statement of Net Position as of October 31, 2020 and 2019:

**City of Joplin Net Position**

| | Governmental Activities | | Business-type Activities | | Total | |
|---|---|---|---|---|---|---|
| | 2020 | 2019 | 2020 | 2019 | 2020 | 2019 |
| Current and other assets | $ 96,348,962 | $ 96,710,922 | $ 22,668,516 | $ 21,070,055 | $ 119,017,478 | $ 117,780,977 |
| Capital assets | 280,521,140 | 274,992,288 | 133,531,606 | 131,153,593 | 414,052,746 | 406,145,881 |
| Total assets | 376,870,102 | 371,703,210 | 156,200,122 | 152,223,648 | 533,070,224 | 523,926,858 |
| Deferred outflows of resources | 6,671,816 | 2,686,259 | 524,704 | 178,506 | 7,196,520 | 2,864,765 |
| Other liabilities | 7,461,346 | 10,977,132 | 2,414,605 | 3,908,288 | 9,875,951 | 14,885,420 |
| Long-term debt | 34,250,723 | 34,791,129 | 26,813,893 | 28,404,659 | 61,064,616 | 63,195,788 |
| Total liabilities | 41,712,069 | 45,768,261 | 29,228,498 | 32,312,947 | 70,940,567 | 78,081,208 |
| Deferred inflows of resources | 2,866,063 | 4,088,201 | 130,948 | 284,079 | 2,997,011 | 4,372,280 |
| Net position: | | | | | | |
| Net investment in capital assets | 280,521,140 | 274,081,818 | 105,388,006 | 103,009,993 | 385,909,146 | 377,091,811 |
| Restricted | 53,438,803 | 50,913,612 | 4,350,789 | 4,217,566 | 57,789,592 | 55,131,178 |
| Unrestricted | 5,003,843 | (462,423) | 17,626,585 | 12,577,569 | 22,630,428 | 12,115,146 |
| Total net position | $ 338,963,786 | $ 324,533,007 | $ 127,365,380 | $ 119,805,128 | $ 466,329,166 | $ 444,338,135 |

The City is reporting positive balances in all net position categories, both for the government as a whole, as well as for its separate governmental and business-type activities. The City's combined net position increased to over $466.3 million from over $444.3 million as a result of the increase in net position reflected in the next table. The City's unrestricted net position for governmental activities was nearly $5.0 million. The City's unrestricted net position considers the implementation of GASB Statement No. 68 – *Accounting and Financial Reporting for Pensions – an amendment of GASB Statement No. 27* for the fiscal year ended October 31, 2015. Without the impact of the implementation of GASB No. 68, the City's unrestricted net position for governmental activities would be $29.1 million. Total unrestricted net position was over $17.6 million for the business-type activities.

An additional portion of the City's net position, nearly $57.8 million (12.4 percent), represents resources that are subject to external restrictions on their uses. The remaining balance of the City's net position, approximately $22.6 million, represents the unrestricted net position that may be used to meet the City's ongoing obligations to citizens and creditors. Without the impact of the implementation of GASB No. 68, the City's unrestricted net position to be used to meet the government's ongoing obligations to citizens and creditors would be approximately $46.6 million.

### *Change in Net Position*

The following table reflects the revenues and expenses from the City's activities for the year ended October 31, 2020 and 2019:

**City of Joplin Changes in Net Position**

| | Governmental Activities | | Business-type Activities | | Total | |
|---|---|---|---|---|---|---|
| | 2020 | 2019 | 2020 | 2019 | 2020 | 2019 |
| Revenues: | | | | | | |
| Program revenues: | | | | | | |
| Charges for services | $ 6,995,447 | $ 7,247,983 | $ 19,348,342 | $ 18,303,263 | $ 26,343,789 | $ 25,551,246 |
| Operating grants and contributions | 6,460,835 | 7,004,853 | - | - | 6,460,835 | 7,004,853 |
| Capital grants and contributions | 6,072,937 | 19,433,980 | 3,187,087 | 7,614,637 | 9,260,024 | 27,048,617 |
| General revenues | | | | | | |
| Property taxes | 1,130,371 | 1,100,853 | - | - | 1,130,371 | 1,100,853 |
| Sales and motor vehicle taxes | 48,374,619 | 42,592,947 | - | - | 48,374,619 | 42,592,947 |
| Franchise taxes | 5,868,522 | 6,307,526 | - | - | 5,868,522 | 6,307,526 |
| Other taxes | 2,321,289 | 4,214,378 | - | - | 2,321,289 | 4,214,378 |
| Unrestricted investment earnings | 776,067 | 1,852,566 | 1,879 | 7,608 | 777,946 | 1,860,174 |
| Other | 197,476 | 238,560 | 44,394 | 77,306 | 241,870 | 315,866 |
| Total revenues | 78,197,563 | 89,993,646 | 22,581,702 | 26,002,814 | 100,779,265 | 115,996,460 |
| Expenses: | | | | | | |
| General government | 8,277,976 | 7,688,065 | - | - | 8,277,976 | 7,688,065 |
| Public safety | 25,342,515 | 23,033,348 | - | - | 25,342,515 | 23,033,348 |
| Public works | 4,735,169 | 4,728,182 | - | - | 4,735,169 | 4,728,182 |
| Highways and streets | 10,805,169 | 13,078,814 | - | - | 10,805,169 | 13,078,814 |
| Environmental | 2,908,197 | 2,858,734 | - | - | 2,908,197 | 2,858,734 |
| Health services | 2,414,288 | 2,350,773 | - | - | 2,414,288 | 2,350,773 |
| Culture and recreation | 6,173,164 | 6,255,895 | - | - | 6,173,164 | 6,255,895 |
| Social services | 2,860,496 | 4,328,309 | - | - | 2,860,496 | 4,328,309 |
| Interest on long-term debt | 123,359 | 421,527 | - | - | 123,359 | 421,527 |
| Airport | - | - | 2,709,255 | 3,043,468 | 2,709,255 | 3,043,468 |
| Sanitary sewer | - | - | 11,611,387 | 12,560,202 | 11,611,387 | 12,560,202 |
| Recreation | - | - | 827,259 | 857,894 | 827,259 | 857,894 |
| Total expenses | 63,640,333 | 64,743,647 | 15,147,901 | 16,461,564 | 78,788,234 | 81,205,211 |
| Increase in net position before transfers | 14,557,230 | 25,249,999 | 7,433,801 | 9,541,250 | 21,991,031 | 34,791,249 |
| Transfers | (126,451) | (378,693) | 126,451 | 378,693 | - | - |
| Changes in net position | 14,430,779 | 24,871,306 | 7,560,252 | 9,919,943 | 21,991,031 | 34,791,249 |
| Net position, beginning | 324,533,007 | 299,661,701 | 119,805,128 | 109,885,185 | 444,338,135 | 409,546,886 |
| Net position, ending | $ 338,963,786 | $ 324,533,007 | $ 127,365,380 | $ 119,805,128 | $ 466,329,166 | $ 444,338,135 |

### *Governmental Activities*

Governmental activities increased the City's net position by over $14.4 million. Sales and motor vehicle taxes, the largest governmental category, totaled over $48.3 million or 61.9% of total governmental revenue. Revenues from governmental activities totaled over $78.1 million or 77.6% of the total City revenues.

The increase in governmental net position is primarily a result of total revenues exceeding total expenses. The decrease in revenues when compared to the prior year is primarily due to the decrease in capital grant funding due to the near completion of several disaster relief projects. Sales and motor vehicle taxes increased nearly $5.8 million from last year, due to the implementation of a new voter-approved ½-cent general sales tax, effective April 1, 2020, dedicated to funding and closing the Policemen's and Firemen's Pension Plan.

The following table shows total cost of services and net cost of services of the governmental activities for the year ended October 31, 2020 and 2019:

**Net Cost of City of Joplin's Governmental Activities**

| | Total Costs of Services | | Net Costs of Services | |
|---|---|---|---|---|
| | 2020 | 2019 | 2020 | 2019 |
| General government | $ 8,277,976 | $ 7,688,065 | $ 6,360,181 | $ 5,691,497 |
| Public safety | 25,342,515 | 23,033,348 | 24,440,178 | 22,132,958 |
| Public works | 4,735,169 | 4,728,182 | 3,498,418 | 3,971,997 |
| Highways and streets | 10,805,169 | 13,078,814 | 2,803,767 | (8,019,920) |
| Environmental | 2,908,197 | 2,858,734 | 224,163 | 273,254 |
| Health services | 2,414,288 | 2,350,773 | 966,142 | 1,119,512 |
| Culture and recreation | 6,173,164 | 6,255,895 | 5,709,980 | 5,417,640 |
| Social services | 2,860,496 | 4,328,309 | (15,074) | 48,366 |
| Interest on long-term debt | 123,359 | 421,527 | 123,359 | 421,527 |
| Total | $ 63,640,333 | $ 64,743,647 | $ 44,111,114 | $ 31,056,831 |

As previously noted, expenditures from governmental activities total nearly $63.6 million. However, the net costs of these services were nearly $44.1 million. The difference represents direct revenue received from charges for services of approximately $7.0 million, operating grants and contributions of approximately $6.5 million, and capital grants and contributions of nearly $6.1 million. Taxes and other revenues of $58.5 million were collected to cover these net costs.

***Business-Type Activities***

For the fiscal year ended October 31, 2020 business-type revenues totaled $22.6 million, or 22.4% of the total City revenues.

Business-type activities increased the City's net position by approximately $7.6 million.

- The sanitary sewer system recorded an increase of over $4.6 million in net position for the year, which is primarily attributed to user fees exceeding operating expenses.
- The airport recorded an increase of $2.9 million in net position for the year, which is attributed to operating revenue, grants and transfers covering the operating expenses.
- The nonmajor enterprise funds recorded a decrease of $89 thousand in net position for the year, which is primarily attributed to operating expenses exceeding operating revenues and transfers.

## Financial Analysis of the City's Funds

***Governmental Funds***

The City finished the fiscal year much better than it had anticipated given the impacts of the COVID-19 pandemic. The City implemented cost saving measures in April 2020 in anticipation of lower revenues, including the City's major revenue source, sales tax due to COVID-19. However, sales tax collections exceeded the budgeted amount.

As of the end of the current fiscal year, the City's governmental funds have a combined fund balance of nearly $79.1 million, which is an increase of 8.8 percent. The fund balance of the General Fund increased $1,961,775 during the fiscal year. The City met its City Resolution 2011-015 requiring a minimum fund balance equal to 25% of total operating expenditures.

The fund balance in the Parks/Storm Water Sales Tax fund decreased $381,362 during the fiscal year due to expenditures for storm water and parks infrastructure improvements throughout the community as set forth in the sales tax initiative.

The fund balance in the Transportation Sales Tax fund increased $1,248,134 as the City received grants related to the completion of disaster relief projects. This fund continues to build reserves to fund future transportation and infrastructure improvements throughout the community.

The fund balance in the Capital Improvement Sales Tax fund increased by $1,564,052 during the fiscal year as this fund continues to build reserves to fund future capital improvement projects as set forth in the sales tax initiative.

The fund balance in the Community Development Fund increased by $1,467,316, due to the receipt of disaster-related grants awarded to the City to help rebuild the community following the natural disaster.

The fund balance in the Joplin Redevelopment Corporation fund decreased by $2,589,463 during the fiscal year as the City redeemed Economic Development Bonds during the fiscal year.

The fund balance in the Infrastructure Improvement fund decreased by $195,561, due to the expenditure of disaster-related grants awarded to the City to help repair and rebuild the community following the federal disaster.

The fund balance in the Public Safety Sales Tax fund increased by $1,173,909 during the fiscal year as this fund continues to build reserves to fund future public safety capital expenditures.

The Police & Fire Pension Sales Tax fund is a newly created fund to account for the voter-approved ½-cent general sales tax, effective April 1, 2020, dedicated to closing and funding the Policemen's and Firemen's Pension Plan. The fund balance in the Police & Fire Pension Sales Tax fund at fiscal year-end is $2,050,811.

***Proprietary Funds***

The City's proprietary fund statements provide the same type of information found in the government-wide statements but in more detail.

Unrestricted net position of the airport and sanitary sewer funds at the end of the year amounted to $470,426 and $15,938,949, respectively. Other factors concerning the finances of these funds have been addressed in the discussion of the City's business-type activities.

**General Fund Budgetary Highlights**

Differences between the original and the final amended budget can be summarized as follows:

- The original revenue budget of $25,618,183 increased to $25,688,382, which represents an increase of $70,199.

- The original expenditure budget of $27,181,548 increased to $28,207,772, which represents an increase of $1,026,224.

The expenditure budget amendments were primarily due to additional expenditures related to the replacement of multiple police vehicles involved in accidents using insurance proceeds, as well as the replacement of a new fire apparatus truck.

Actual revenues were $366,963 more than budgeted, in large part due to an increase in taxes, intergovernmental, and licenses and permits. Tax revenue was $782,847 more than budgeted; intergovernmental was $301,758 more than budgeted and licenses and permits was $161,294 more than budgeted, while revenue from fines and forfeitures was $60,099 less than budgeted and internet and miscellaneous revenue was also less than anticipated by $938,550.

Actual government expenditures were $2,488,627 less than budgeted. Ending fund balance in the general fund increased to over $16.7 million ($2,996,379 higher than originally budgeted).

## Capital Asset and Debt Administration

### *Capital Assets*

The City's investment in capital assets for its governmental and business-type activities as of October 31, 2020, amounts to $414,052,746 (net of accumulated depreciation). This investment in capital assets includes land, buildings, improvements, collections systems, machinery and equipment, and infrastructure. Major capital events during the current fiscal year included the following:

- Continued work to improve streetscape, streets, sidewalks and storm water throughout the City using Disaster Relief grant funds.
- Continued City projects outlined in the capital improvement and parks and storm water sales tax initiatives.
- Continued the City overlay program to improve paving and roadway surfaces.
- Continued major taxiway improvements at the Airport.

**City of Joplin Capital Assets**
**(net of depreciation)**

| | Governmental Activities | | Business-Type Activities | | Total | |
|---|---|---|---|---|---|---|
| | 2020 | 2019 | 2020 | 2019 | 2020 | 2019 |
| Land | $ 15,714,535 | $ 15,150,684 | $ 1,820,040 | $ 1,813,990 | $ 17,534,575 | $ 16,964,674 |
| Historical Collection | 2,173,000 | 2,173,000 | - | - | 2,173,000 | 2,173,000 |
| Construction in Process | 120,805,717 | 110,913,061 | 16,320,325 | 14,031,454 | 137,126,042 | 124,944,515 |
| Buildings | 51,162,330 | 52,669,118 | 39,402,644 | 42,092,449 | 90,564,974 | 94,761,567 |
| Improvements | 6,852,457 | 7,696,915 | 10,698,919 | 11,385,713 | 17,551,376 | 19,082,628 |
| Machinery & Equipment | 8,778,877 | 8,250,734 | 2,069,735 | 2,160,655 | 10,848,612 | 10,411,389 |
| Infrastructure | 75,034,224 | 78,138,776 | - | - | 75,034,224 | 78,138,776 |
| Sewer System | - | - | 63,219,943 | 59,669,332 | 63,219,943 | 59,669,332 |
| Total | $ 280,521,140 | $ 274,992,288 | $ 133,531,606 | $ 131,153,593 | $ 414,052,746 | $ 406,145,881 |

For additional information on capital assets, see Note 7 to the Basic Financial Statements.

## Debt Administration

At the end of fiscal year 2020, the City had a total of over $26.3 million of outstanding debt. This is a decrease of $5,502,900 or 17.3% from the previous year. The decrease was due primarily to the repayment of Economic Development Bonds and the repayment of Revenue Bonds.

**City of Joplin Outstanding Debt**

| | Governmental Activities | | Business-Type Activities | | Total | |
|---|---|---|---|---|---|---|
| | 2020 | 2019 | 2020 | 2019 | 2020 | 2019 |
| Economic Development Bonds | $ - | $ 3,730,000 | $ - | $ - | $ - | $ 3,730,000 |
| Revenue Bonds | - | - | 26,370,700 | 28,143,600 | 26,370,700 | 28,143,600 |
| Total | $ - | $ 3,730,000 | $ 26,370,700 | $ 28,143,600 | $ 26,370,700 | $ 31,873,600 |

For additional information on debt administration, see Note 10 to the Basic Financial Statements.

**Economic Factors and Next Year's Budget and Rates**

- The City will continue several major capital projects as outlined in the two capital sales tax initiatives.
- The City will continue construction of a major sanitary sewer parallel line.
- The City will continue reconstruction of a major taxiway at the Joplin Regional Airport.
- The City continues to monitor the impact of online sales on city sales tax collections.
- The City will continue to monitor the economic impact of the coronavirus pandemic and submit any eligible reimbursable expenditures under the CARES Act and American Rescue Plan.

All of these factors were considered in preparing the City's budget for the 2021 fiscal year.

**Requests for Information**

This financial report is designed to provide the reader with a general overview of the City's finances. Questions or requests for more information concerning any of the information provided in this report should be directed to Leslie Haase, Finance Director, Finance Department, City of Joplin, 602 South Main Street, Joplin, MO 64801.

Exhibit 1

**City of Joplin, Missouri**
**Statement of Net Position**
**October 31, 2020**

| | Governmental Activities | Business-type Activities | Total Primary Government | Component Units |
|---|---|---|---|---|
| **Assets** | | | | |
| Cash and investments | $ 73,323,129 | $ 18,324,374 | $ 91,647,503 | $ 5,080,157 |
| Receivables: | | | | |
| Sales taxes | 7,703,133 | - | 7,703,133 | - |
| Property and other taxes | 169,693 | - | 169,693 | 99,680 |
| Accounts | 2,169,220 | 1,935,138 | 4,104,358 | 21,391 |
| Intergovernmental | 4,406,886 | 1,491,615 | 5,898,501 | - |
| Special assessments | 1,030,888 | - | 1,030,888 | - |
| Loans | 1,570,620 | - | 1,570,620 | - |
| Internal balances | (217,140) | 217,140 | - | - |
| Land held for redevelopment | 3,006,543 | - | 3,006,543 | - |
| Inventories and prepaids | 2,864,500 | 139,068 | 3,003,568 | 7,731 |
| Restricted assets: | | | | |
| Cash and cash equivalents | 321,490 | 561,181 | 882,671 | - |
| Capital Assets: | | | | |
| Not being depreciated | 138,693,252 | 18,140,365 | 156,833,617 | - |
| Being depreciated, net of depreciation | 141,827,888 | 115,391,241 | 257,219,129 | 2,018,231 |
| Total assets | 376,870,102 | 156,200,122 | 533,070,224 | 7,227,190 |
| **Deferred outflows of resources** | | | | |
| Pension related deferred outflows | 6,516,258 | 506,832 | 7,023,090 | 146,852 |
| OPEB related deferred outflows | 155,558 | 17,872 | 173,430 | 2,741 |
| Total deferred outflows of resources | 6,671,816 | 524,704 | 7,196,520 | 149,593 |
| **Liabilities** | | | | |
| Accounts payable | 3,626,939 | 2,192,628 | 5,819,567 | 50,532 |
| Accrued payroll and benefits | 943,261 | 78,445 | 1,021,706 | 26,704 |
| Payable from restricted assets: | | | | |
| Deposits | 432,940 | - | 432,940 | - |
| Accrued interest | - | 143,532 | 143,532 | - |
| Unearned revenue | 17,510 | - | 17,510 | - |
| Self insurance claims | 2,440,696 | - | 2,440,696 | - |
| Long term liabilities: | | | | |
| Due in one year | 3,118,320 | 1,910,816 | 5,029,136 | - |
| Due in more than one year | 3,322,102 | 24,755,624 | 28,077,726 | 23,587 |
| Net pension liability | 27,810,301 | 147,453 | 27,957,754 | 42,725 |
| Total liabilities | 41,712,069 | 29,228,498 | 70,940,567 | 143,548 |
| **Deferred inflows of resources** | | | | |
| Pension related deferred inflows | 2,857,811 | 130,000 | 2,987,811 | 37,669 |
| OPEB related deferred inflows | 8,252 | 948 | 9,200 | 145 |
| Total deferred inflows of resources | 2,866,063 | 130,948 | 2,997,011 | 37,814 |
| **Net Position** | | | | |
| Net investment in capital assets | 280,521,140 | 105,388,006 | 385,909,146 | 2,018,231 |
| Restricted : | | | | |
| Pension benefits | - | 229,379 | 229,379 | 66,458 |
| Capital projects | 34,221,365 | - | 34,221,365 | - |
| Culture and recreation | 1,510,061 | - | 1,510,061 | - |
| Health services | 1,381,422 | - | 1,381,422 | - |
| Economic development | 3,804,813 | - | 3,804,813 | - |
| Debt service | 293,246 | 417,649 | 710,895 | - |
| Capital replacement | - | 3,703,761 | 3,703,761 | - |
| Solid waste management | 1,545,914 | - | 1,545,914 | - |
| Public safety | 9,749,483 | - | 9,749,483 | - |
| Library services | - | - | - | 5,034,967 |
| Permanent funds: | | | | |
| Expendable | 101,291 | - | 101,291 | - |
| Nonexpendable | 831,208 | - | 831,208 | - |
| Unrestricted | 5,003,843 | 17,626,585 | 22,630,428 | 75,765 |
| Total net position | $ 338,963,786 | $ 127,365,380 | $ 466,329,166 | $ 7,195,421 |

See the notes to the basic financial statements

**City of Joplin, Missouri**
**Statement of Activities**
**For the Year Ended October 31, 2020**

| Functions/Programs | Expenses | Program Revenues: Charges for Services | Program Revenues: Operating Grants and Contributions | Program Revenues: Capital Grants and Contributions | Net Revenue (Expense) and Changes in Net Position: Primary Government: Governmental Activities | Primary Government: Business-Type Activities | Primary Government: Total | Component Units |
|---|---|---|---|---|---|---|---|---|
| **Primary government:** | | | | | | | | |
| Governmental activities: | | | | | | | | |
| General government | $ 8,277,976 | $ 1,736,708 | $ 181,087 | $ - | $ (6,360,181) | $ - | $ (6,360,181) | $ - |
| Public safety | 25,342,515 | 63,017 | 771,669 | 67,651 | (24,440,178) | - | (24,440,178) | - |
| Public works | 4,735,169 | 1,236,751 | - | - | (3,498,418) | - | (3,498,418) | - |
| Highways and streets | 10,805,169 | 667,370 | 1,340,120 | 5,993,912 | (2,803,767) | - | (2,803,767) | - |
| Environmental | 2,908,197 | 2,619,628 | 64,406 | - | (224,163) | - | (224,163) | - |
| Health services | 2,414,288 | 216,830 | 1,231,316 | - | (966,142) | - | (966,142) | - |
| Culture and recreation | 6,173,164 | 385,693 | 66,117 | 11,374 | (5,709,980) | - | (5,709,980) | - |
| Social services | 2,860,496 | 69,450 | 2,806,120 | - | 15,074 | - | 15,074 | - |
| Interest on general long term debt | 123,359 | - | - | - | (123,359) | - | (123,359) | - |
| Total governmental activities | 63,640,333 | 6,995,447 | 6,460,835 | 6,072,937 | (44,111,114) | - | (44,111,114) | - |
| Business-type activities: | | | | | | | | |
| Airport | 2,709,255 | 1,223,300 | - | 3,045,108 | - | 1,559,153 | 1,559,153 | - |
| Sanitary sewer | 11,611,387 | 17,502,809 | - | 140,757 | - | 6,032,179 | 6,032,179 | - |
| Recreation and other | 827,259 | 622,233 | - | 1,222 | - | (203,804) | (203,804) | - |
| Total business-type activities | 15,147,901 | 19,348,342 | - | 3,187,087 | - | 7,387,528 | 7,387,528 | - |
| Total primary government | $ 78,788,234 | $ 26,343,789 | $ 6,460,835 | $ 9,260,024 | (44,111,114) | 7,387,528 | (36,723,586) | - |
| Component Units: | | | | | | | | |
| Joplin Public Library | $ 1,848,488 | $ 62,474 | $ 261,974 | $ - | - | - | - | (1,524,040) |
| Joplin Sports Authority | 550,742 | 105,045 | 382,901 | - | - | - | - | (62,796) |
| Total component units | $ 2,399,230 | $ 167,519 | $ 644,875 | $ - | - | - | - | (1,586,836) |
| General revenues: | | | | | | | | |
| Taxes: | | | | | | | | |
| Sales taxes | | | | | 46,384,158 | - | 46,384,158 | - |
| Motor vehicle taxes | | | | | 1,990,461 | - | 1,990,461 | - |
| Property taxes | | | | | 1,130,371 | - | 1,130,371 | 1,789,137 |
| Franchise taxes | | | | | 5,868,522 | - | 5,868,522 | - |
| Tax increment financing | | | | | 748,663 | - | 748,663 | - |
| Hotel/motel taxes | | | | | 1,037,181 | - | 1,037,181 | - |
| Cigarette taxes | | | | | 241,081 | - | 241,081 | - |
| Other taxes | | | | | 294,364 | - | 294,364 | - |
| Gain on sale of capital assets | | | | | 70,286 | 27,412 | 97,698 | - |
| Unrestricted investment earnings | | | | | 776,067 | 1,879 | 777,946 | 73,203 |
| Miscellaneous | | | | | 127,190 | 16,982 | 144,172 | 105,743 |
| Transfers | | | | | (126,451) | 126,451 | - | - |
| Total general revenues and transfers | | | | | 58,541,893 | 172,724 | 58,714,617 | 1,968,083 |
| Change in net position | | | | | 14,430,779 | 7,560,252 | 21,991,031 | 381,247 |
| Net position - beginning of year | | | | | 324,533,007 | 119,805,128 | 444,338,135 | 6,814,174 |
| Net position - end of year | | | | | $ 338,963,786 | $ 127,365,380 | $ 466,329,166 | $ 7,195,421 |

See the notes to the basic financial statements

**City of Joplin, Missouri**
**Balance Sheet - Governmental Funds**
**October 31, 2020**

| | General | Parks/Storm Water Sales Tax | Transportation Sales Tax | Capital Improvement Sales Tax | Community Development Entitlement Grant | Joplin Redevelopment Corporation | Infrastructure Improvements | Public Safety Sales Tax | Police & Fire Pension Sales Tax | Nonmajor Governmental Funds | Total Governmental Funds |
|---|---|---|---|---|---|---|---|---|---|---|---|
| **Assets** | | | | | | | | | | | |
| Pooled cash and investments | $ 12,646,017 | $ 5,406,319 | $ 4,400,750 | $ 19,820,589 | $ 41,948 | $ 4,634,210 | $ 138,739 | $ 8,895,041 | $ 811,351 | $ 8,004,446 | $ 64,799,410 |
| Receivables: | | | | | | | | | | | |
| Sales taxes | 2,395,910 | 599,679 | 1,365,218 | 901,513 | - | - | - | 1,201,353 | 1,239,460 | - | 7,703,133 |
| Property and other taxes | - | - | - | - | - | - | - | - | - | 169,693 | 169,693 |
| Accounts | 919,580 | - | 671,567 | - | - | - | - | 2,020 | - | 288,210 | 1,881,377 |
| Intergovernmental | 474,793 | 45,177 | 199,492 | 598 | 501,971 | - | 2,356,547 | 18,101 | - | 805,253 | 4,401,932 |
| Special assessments | - | - | - | 830,181 | - | - | - | - | - | 200,707 | 1,030,888 |
| Loans | - | - | - | - | - | - | - | - | - | 1,570,620 | 1,570,620 |
| Due from other funds | 1,700,000 | - | 1,100,000 | - | - | - | - | - | - | - | 2,800,000 |
| Land held for redevelopment | - | - | - | - | - | 3,006,543 | - | - | - | - | 3,006,543 |
| Inventories | 83,218 | - | 423,655 | - | 261 | - | - | - | - | 38,285 | 545,419 |
| Prepaids | 20,486 | - | - | - | - | 2,119,736 | - | - | - | 1,475 | 2,141,697 |
| Total Assets | $ 18,240,004 | $ 6,051,175 | $ 8,160,682 | $ 21,552,881 | $ 544,180 | $ 9,760,489 | $ 2,495,286 | $ 10,116,515 | $ 2,050,811 | $ 11,078,689 | $ 90,050,712 |
| **Liabilities** | | | | | | | | | | | |
| Accounts payable | $ 295,464 | $ 367,326 | $ 238,606 | $ 1,206,417 | $ 102,377 | $ - | $ 664,396 | $ 66,190 | $ - | $ 663,079 | $ 3,603,855 |
| Accrued payroll and benefits | 461,516 | 8,997 | 47,839 | 1,945 | 14,046 | - | 1,538 | 284,861 | - | 87,577 | 908,319 |
| Deposits payable | 432,940 | - | - | - | - | - | - | - | - | - | 432,940 |
| Due to other funds | - | - | - | - | 100,000 | - | 1,700,000 | - | - | - | 1,800,000 |
| Unearned revenue | - | - | - | - | - | - | - | 15,981 | | 1,529 | 17,510 |
| Total Liabilities | 1,189,920 | 376,323 | 286,445 | 1,208,362 | 216,423 | - | 2,365,934 | 367,032 | - | 752,185 | 6,762,624 |
| **Deferred inflows of resources** | | | | | | | | | | | |
| Unavailable revenues - intergovernmental | 308,713 | 44,927 | 63,923 | 830,779 | 218,967 | - | 2,219,778 | - | - | 240,881 | 3,927,968 |
| Unavailable revenues - special assessments | - | - | - | - | - | - | - | - | - | 200,707 | 200,707 |
| Unavailable revenues - other | - | - | - | - | - | - | - | - | - | 77,759 | 77,759 |
| Total deferred inflows of resources | 308,713 | 44,927 | 63,923 | 830,779 | 218,967 | - | 2,219,778 | - | - | 519,347 | 4,206,434 |
| **Fund balances** | | | | | | | | | | | |
| Nonspendable | 103,704 | - | 423,655 | - | 261 | 2,119,736 | - | - | - | 870,968 | 3,518,324 |
| Restricted | - | 5,629,925 | 7,386,659 | 19,513,740 | 108,529 | - | - | 9,749,483 | 2,050,811 | 8,278,347 | 52,717,494 |
| Assigned | 961,894 | - | - | - | - | 7,640,753 | - | - | - | 657,842 | 9,260,489 |
| Unassigned (deficit) | 15,675,773 | - | - | - | - | - | (2,090,426) | - | - | - | 13,585,347 |
| Total fund balances | 16,741,371 | 5,629,925 | 7,810,314 | 19,513,740 | 108,790 | 9,760,489 | (2,090,426) | 9,749,483 | 2,050,811 | 9,807,157 | 79,081,654 |
| Total liabilities, deferred inflows, and fund balances | $ 18,240,004 | $ 6,051,175 | $ 8,160,682 | $ 21,552,881 | $ 544,180 | $ 9,760,489 | $ 2,495,286 | $ 10,116,515 | $ 2,050,811 | $ 11,078,689 | $ 90,050,712 |

See the notes to the basic financial statements

**City of Joplin, Missouri**
**Reconciliation of the Governmental Funds Balance Sheet to the Statement of Net Position**
**October 31, 2020**

| | | |
|---|---|---|
| Fund balances of governmental funds | $ | 79,081,654 |
| Amounts reported for governmental activities in the statement of net position are different because: | | |
| Capital assets used in governmental activities are not financial resources and therefore are not reported in the governmental fund statements (excluding $1,104,028 of capital assets related to internal service funds). | | 279,417,112 |
| Long-term liabilities for items such as bonds, certificates of participation, and developer obligations are not current obligations and, therefore, not recorded in the governmental fund statements (excluding $92,644 in accrued compensated absences and other post employment benefit obligations which are included in total charges for internal service funds). | | (6,347,778) |
| Certain revenues are not available to pay for current period expenditures and therefore are reported as unavailable revenue in the governmental funds. | | 4,206,434 |
| Internal service funds are used by management to charge the costs of certain activities to individual funds. The assets and liabilities of the internal service funds are included in the governmental activities in the statement of net position. | | 6,723,393 |
| Net pension and OPEB liabilities are not due and payable in the current period and therefore are not reported in the funds. This amount includes pension and OPEB related deferred outflows and inflows and excludes $69,780 of net pension liability, $239,852 and $4,151 of pension and OPEB related deffered outlflows, and $61,522, and $220 of pension and OPEB related deferred inflows for internal service funds. | | (24,117,029) |
| Net position of governmental activities | $ | 338,963,786 |

See the notes to the basic financial statements

**City of Joplin, Missouri**
**Statement of Revenues, Expenditures and**
**Changes in Fund Balances - Governmental Funds**
**Year Ended October 31, 2020**

| | General | Parks/Storm Water Sales Tax | Transportation Sales Tax | Capital Improvement Sales Tax | Community Development Entitlement Grant | Joplin Redevelopment Corporation | Infrastructure Improvements | Public Safety Sales Tax | Police & Fire Pension Sales Tax | Nonmajor Governmental Funds | Total Governmental Funds |
|---|---|---|---|---|---|---|---|---|---|---|---|
| Revenues: | | | | | | | | | | | |
| Taxes | $ 20,842,695 | $ 3,673,403 | $ 9,353,597 | $ 5,522,550 | $ - | $ 2,306,551 | $ - | $ 7,359,256 | $ 4,264,629 | $ 3,619,930 | $ 56,942,611 |
| Tax increment financing | - | - | - | - | - | (4,423) | - | - | - | 753,086 | 748,663 |
| Intergovernmental | 1,167,853 | 203,889 | 1,131,150 | 200,000 | 4,127,550 | - | 5,859,765 | 10,484 | - | 1,162,265 | 13,862,956 |
| Licenses and permits | 1,900,294 | - | - | - | 27,161 | - | - | - | - | - | 1,927,455 |
| Charges for services | 547,977 | - | 654,856 | - | 41,566 | - | - | 8,177 | - | 3,068,057 | 4,320,633 |
| Fines and forfeitures | 791,901 | - | - | - | - | - | - | - | - | - | 791,901 |
| Interest | 732,093 | - | - | - | - | 13,523 | - | - | - | 29,452 | 775,068 |
| Other | 72,532 | - | 23,410 | - | 27 | 1,000 | 546 | - | - | 28,007 | 125,522 |
| Total revenues | 26,055,345 | 3,877,292 | 11,163,013 | 5,722,550 | 4,196,304 | 2,316,651 | 5,860,311 | 7,377,917 | 4,264,629 | 8,660,797 | 79,494,809 |
| Expenditures: | | | | | | | | | | | |
| Current: | | | | | | | | | | | |
| General government | 6,248,407 | - | - | - | - | 1,058,410 | - | - | - | 40,296 | 7,347,113 |
| Public safety | 16,723,823 | - | - | - | - | - | - | 5,249,457 | 2,213,818 | - | 24,187,098 |
| Public works | 2,114,304 | - | - | 3,804,209 | - | - | - | - | - | 100,874 | 6,019,387 |
| Highway and streets | - | 3,344,328 | 7,274,073 | - | - | - | - | - | - | - | 10,618,401 |
| Environmental | - | - | - | - | - | - | - | - | - | 2,892,160 | 2,892,160 |
| Health services | - | - | - | - | - | - | - | - | - | 2,435,745 | 2,435,745 |
| Culture and recreation | 632,611 | 518,418 | - | - | - | - | - | - | - | 4,100,639 | 5,251,668 |
| Social services | - | - | - | - | 2,889,906 | - | - | - | - | 450 | 2,890,356 |
| Capital outlay | - | - | - | - | - | - | 6,055,872 | - | - | - | 6,055,872 |
| Debt service: | | | | | | | | | | | |
| Principal | - | - | - | - | - | 3,730,000 | - | - | - | 1,871,499 | 5,601,499 |
| Interest | - | - | - | - | - | 117,704 | - | - | - | 4,380 | 122,084 |
| Total expenditures | 25,719,145 | 3,862,746 | 7,274,073 | 3,804,209 | 2,889,906 | 4,906,114 | 6,055,872 | 5,249,457 | 2,213,818 | 11,446,043 | 73,421,383 |
| Excess of revenues over (under) expenditures | 336,200 | 14,546 | 3,888,940 | 1,918,341 | 1,306,398 | (2,589,463) | (195,561) | 2,128,460 | 2,050,811 | (2,785,246) | 6,073,426 |
| Other financing sources (uses): | | | | | | | | | | | |
| Transfers in | 5,023,736 | - | - | - | 165,000 | - | - | - | - | 3,367,496 | 8,556,232 |
| Transfers out | (3,537,976) | (395,908) | (2,786,785) | (354,289) | (4,082) | - | - | (954,551) | - | (502,294) | (8,535,885) |
| Insurance proceeds | 115,565 | - | 138,490 | - | - | - | - | - | - | 4,753 | 258,808 |
| Sale of capital assets | 24,250 | - | 7,489 | - | - | - | - | - | - | 35,847 | 67,586 |
| Total other financing sources (uses) | 1,625,575 | (395,908) | (2,640,806) | (354,289) | 160,918 | - | - | (954,551) | - | 2,905,802 | 346,741 |
| Net change in fund balances | 1,961,775 | (381,362) | 1,248,134 | 1,564,052 | 1,467,316 | (2,589,463) | (195,561) | 1,173,909 | 2,050,811 | 120,556 | 6,420,167 |
| Fund balances (deficit) - beginning of year | 14,779,596 | 6,011,287 | 6,562,180 | 17,949,688 | (1,358,526) | 12,349,952 | (1,894,865) | 8,575,574 | - | 9,686,601 | 72,661,487 |
| Fund balances (deficit) - end of year | $ 16,741,371 | $ 5,629,925 | $ 7,810,314 | $ 19,513,740 | $ 108,790 | $ 9,760,489 | $ (2,090,426) | $ 9,749,483 | $ 2,050,811 | $ 9,807,157 | $ 79,081,654 |

See the notes to the basic financial statements

**Exhibit 4.1**

**City of Joplin, Missouri**
**Reconciliation of the Governmental Funds Statement of Revenues, Expenditures and Changes in Fund Balances to the Statement of Activities**
**For the Year Ended October 31, 2020**

| | |
|---|---|
| Amounts reported for governmental activities in the statement of activities are different because: | |
| Net change in fund balances - total governmental funds | $ 6,420,167 |
| Governmental funds report capital outlays as expenditures. However, in the Statement of Activities the cost of those assets is allocated over their estimated useful lives and reported as depreciation expense. | |
| Capital outlay costs in excess of capitalization threshold | 17,058,434 |
| Depreciation | (11,313,753) |
| Disposals of capital assets | (60,131) |
| Revenues in the statement of activities that do not provide current financial resources are reported as unavailable revenue in the governmental funds. | (1,594,431) |
| The issuance of long-term debt provides current financial resources to governmental funds, while the repayment of the principal of long-term debt consumes the current financial resources of governmental funds. Neither transaction has any effect on net position. Also, governmental funds report the effect of premiums, discounts and similar items when debt is first issued, whereas these amounts are deferred and amortized in the statement of activities. This amount is the net effect of these differences in the treatment of long-term debt and related items. | |
| Payments on long term debt | 3,730,000 |
| Payments on developer obligations | 1,871,499 |
| Changes in original issue discount | (37,298) |
| Some expenses reported in the statement of activities do not require the use of current financial resources and, therefore, are not reported as expenditures in governmental funds. | |
| Change in net pension liability/asset | (1,993,641) |
| Change in accrued compensated absences | 192,784 |
| Change in net OPEB obligations | (222,411) |
| Change in accrued interest | 36,023 |
| Internal service funds are used by management to charge the costs of certain activities, such as insurance and garage charges, to individual funds. The net income of the internal service funds is reported with the governmental activities. | 343,537 |
| Change in net position of governmental activities | $ 14,430,779 |

See the notes to the basic financial statements

**Exhibit 5**

**City of Joplin, Missouri**
**Statement of Net Position**
**Proprietary Funds**
**October 31, 2020**

| | Enterprise Funds | | | | |
|---|---|---|---|---|---|
| | Airport | Sanitary Sewer | Nonmajor Enterprise Fund - Golf Course | Total | Internal Service Funds |
| **Assets** | | | | | |
| Current assets: | | | | | |
| Pooled cash and investments | $ 268,633 | $ 18,035,851 | $ 19,890 | $ 18,324,374 | $ 8,523,719 |
| Receivables, net: | | | | | |
| Accounts | 284,698 | 1,650,440 | - | 1,935,138 | 287,843 |
| Intergovernmental | 1,446,308 | 45,193 | 114 | 1,491,615 | 4,954 |
| Inventory | 36,738 | 86,781 | 15,549 | 139,068 | 177,384 |
| Restricted cash and cash equivalents: | | | | | |
| Deposits | - | - | - | - | 321,490 |
| Bond debt service | - | 561,181 | - | 561,181 | - |
| Total current assets | 2,036,377 | 20,379,446 | 35,553 | 22,451,376 | 9,315,390 |
| Noncurrent assets: | | | | | |
| Capital assets: | | | | | |
| Not being depreciated | 17,820,325 | 320,040 | - | 18,140,365 | - |
| Being depreciated, net of depreciation | 20,391,144 | 94,472,882 | 527,215 | 115,391,241 | 1,104,028 |
| Total noncurrent assets | 38,211,469 | 94,792,922 | 527,215 | 133,531,606 | 1,104,028 |
| Total assets | 40,247,846 | 115,172,368 | 562,768 | 155,982,982 | 10,419,418 |
| **Deferred outflows of Resources:** | | | | | |
| Pension related deferred outflows | 79,118 | 390,554 | 37,160 | 506,832 | 239,852 |
| OPEB related deferred outflows | 2,450 | 14,521 | 901 | 17,872 | 4,151 |
| Total deferred outflows of resources | 81,568 | 405,075 | 38,061 | 524,704 | 244,003 |
| **Liabilities** | | | | | |
| Current liabilities: | | | | | |
| Accounts payable | 509,136 | 1,677,845 | 5,647 | 2,192,628 | 23,084 |
| Accrued payroll and benefits | 13,433 | 57,977 | 7,035 | 78,445 | 34,942 |
| Self insurance claims | - | - | - | - | 715,396 |
| Current liabilities (payable from restricted assets): | | | | | |
| Accrued interest | - | 143,532 | - | 143,532 | - |
| Current portion of long-term debt, net | 16,496 | 1,883,668 | 10,652 | 1,910,816 | 38,142 |
| Total current liabilities: | 539,065 | 3,763,022 | 23,334 | 4,325,421 | 811,564 |
| Noncurrent liabilities: | | | | | |
| Self insurance claims | - | - | - | - | 1,725,300 |
| Due to other funds | 1,000,000 | - | - | 1,000,000 | - |
| Long-term debt, net | 29,206 | 24,713,416 | 13,002 | 24,755,624 | 54,502 |
| Net pension liability | 23,018 | 113,624 | 10,811 | 147,453 | 69,780 |
| Total noncurrent liabilities | 1,052,224 | 24,827,040 | 23,813 | 25,903,077 | 1,849,582 |
| Total liabilities | 1,591,289 | 28,590,062 | 47,147 | 30,228,498 | 2,661,146 |
| **Deferred inflows of Resources:** | | | | | |
| Pension related deferred inflows | 20,293 | 100,176 | 9,531 | 130,000 | 61,522 |
| OPEB related deferred inflows | 130 | 770 | 48 | 948 | 220 |
| Total deferred inflows of resources | 20,423 | 100,946 | 9,579 | 130,948 | 61,742 |
| **Net position** | | | | | |
| Net investment in capital assets | 38,211,469 | 66,649,322 | 527,215 | 105,388,006 | 1,104,028 |
| Restricted for pension benefits | 35,807 | 176,754 | 16,818 | 229,379 | 108,550 |
| Restricted for health services | - | - | - | - | 321,490 |
| Restricted for debt service | - | 417,649 | - | 417,649 | - |
| Restricted for capital replacement | - | 3,703,761 | - | 3,703,761 | - |
| Unrestricted | 470,426 | 15,938,949 | 70 | 16,409,445 | 6,406,465 |
| Total net position | $ 38,717,702 | $ 86,886,435 | $ 544,103 | 126,148,240 | $ 7,940,533 |
| Adjustment to reflect the consolidation of internal service fund activities related to enterprise funds. | | | | 1,217,140 | |
| Total net position | | | | $ 127,365,380 | |

See the notes to the basic financial statements

**Exhibit 6**

**City of Joplin, Missouri**
**Statement of Revenues, Expenses, and Changes in Fund Net Position**
**Proprietary Funds**
**For the Year Ended October 31, 2020**

| | Airport | Sanitary Sewer | Nonmajor Enterprise Fund - Golf Course | Total | Internal Service Funds |
|---|---|---|---|---|---|
| Operating revenues: | | | | | |
| Charges for services | $ 1,223,300 | $ 17,502,809 | $ 622,233 | $ 19,348,342 | $ 11,303,561 |
| Total operating revenues | 1,223,300 | 17,502,809 | 622,233 | 19,348,342 | 11,303,561 |
| Operating expenses: | | | | | |
| Personnel services | 548,929 | 2,419,455 | 351,968 | 3,320,352 | 1,473,025 |
| Supplies | 88,637 | 242,980 | 111,674 | 443,291 | 101,423 |
| Contractual services | 604,488 | 2,973,443 | 268,036 | 3,845,967 | 9,106,428 |
| Depreciation and amortization | 1,500,721 | 5,574,871 | 132,930 | 7,208,522 | 243,389 |
| Total operating expenses | 2,742,775 | 11,210,749 | 864,608 | 14,818,132 | 10,924,265 |
| Operating income (loss) | (1,519,475) | 6,292,060 | (242,375) | 4,530,210 | 379,296 |
| Nonoperating revenues (expenses): | | | | | |
| Intergovernmental grants | - | - | - | - | 9,967 |
| Insurance reimbursements and settlements | 875 | - | - | 875 | 207,839 |
| Interest income | - | 1,879 | - | 1,879 | 2,443 |
| Interest expense and fiscal charges | - | (442,624) | - | (442,624) | - |
| Gain on sale of capital assets | 1,987 | 21,300 | 4,125 | 27,412 | 2,700 |
| Other income | 11,361 | 2,496 | 2,250 | 16,107 | 945 |
| Total nonoperating revenues (expenses) | 14,223 | (416,949) | 6,375 | (396,351) | 223,894 |
| Income (loss) before contributions and transfers | (1,505,252) | 5,875,111 | (236,000) | 4,133,859 | 603,190 |
| Capital grants and contributions | 3,045,108 | 140,757 | 1,222 | 3,187,087 | - |
| Transfers in | 1,525,000 | - | 170,480 | 1,695,480 | - |
| Transfers out | (176,197) | (1,368,027) | (24,805) | (1,569,029) | (146,798) |
| Change in net position | 2,888,659 | 4,647,841 | (89,103) | 7,447,397 | 456,392 |
| Net position -beginning of year | 35,829,043 | 82,238,594 | 633,206 | 118,700,843 | 7,484,141 |
| Net position -end of year | $ 38,717,702 | $ 86,886,435 | $ 544,103 | 126,148,240 | $ 7,940,533 |

| | |
|---|---|
| Change in net position, enterprise funds | 7,447,397 |
| Adjustment to reflect the consolidation of internal service fund activities related to enterprise funds. | 112,855 |
| Change in net position | $ 7,560,252 |

See the notes to the basic financial statements

**City of Joplin, Missouri**
**Statement of Cash Flows**
**Proprietary Funds**
**For the Year Ended October 31, 2020**

| | Airport | Sanitary Sewer | Nonmajor Enterprise Fund - Golf Course | Total | Internal Service Funds |
|---|---|---|---|---|---|
| Cash Flows From Operating Activities: | | | | | |
| Receipts from customers | $ 1,205,782 | $ 17,230,284 | $ 624,369 | $ 19,060,435 | $ 11,073,018 |
| Payments to suppliers | (2,899,952) | (2,376,158) | (383,593) | (5,659,703) | (8,536,536) |
| Payments to employees | (574,247) | (2,567,281) | (363,349) | (3,504,877) | (1,565,785) |
| Net Cash Provided by (Used in) Operating Activities | (2,268,417) | 12,286,845 | (122,573) | 9,895,855 | 970,697 |
| Cash Flows From Noncapital Financing Activities | | | | | |
| Transfers in | 1,525,000 | - | 170,480 | 1,695,480 | - |
| Transfers out | (176,197) | (1,368,027) | (24,805) | (1,569,029) | - |
| Advances/repayments from other funds | (2,320,000) | - | - | (2,320,000) | (146,798) |
| Net Cash Provided by (Used in) Noncapital Financing Activities | (971,197) | (1,368,027) | 145,675 | (2,193,549) | (146,798) |
| Cash Flows From Investing Activities: | | | | | |
| Interest received | - | 1,879 | - | 1,879 | 2,443 |
| Net Cash Provided by Investing Activities | - | 1,879 | - | 1,879 | 2,443 |
| Cash Flows From Capital and Related Financing Activities: | | | | | |
| Interest paid | - | (452,243) | - | (452,243) | - |
| Principal payments | - | (1,772,900) | - | (1,772,900) | - |
| Intergovernmental grants | 5,973,787 | 107,132 | 1,222 | 6,082,141 | 8,896 |
| Purchases of capital assets | (2,471,523) | (7,043,366) | (44,234) | (9,559,123) | (84,991) |
| Net Cash Provided by (Used in) Capital and Related Financing Activities | 3,502,264 | (9,161,377) | (43,012) | (5,702,125) | (76,095) |
| Net Increase (Decrease) in Cash and Cash Equivalents | 262,650 | 1,759,320 | (19,910) | 2,002,060 | 750,247 |
| Cash and cash equivalents, beginning of year | 5,983 | 16,837,712 | 39,800 | 16,883,495 | 8,094,962 |
| Cash and cash equivalents, end of year | $ 268,633 | $ 18,597,032 | $ 19,890 | $ 18,885,555 | $ 8,845,209 |
| Cash and investments as reported on the Statement of net position: | | | | | |
| Pooled cash and investments | $ 268,633 | $ 18,035,851 | $ 19,890 | $ 18,324,374 | $ 8,523,719 |
| Restricted cash and cash equivalents | - | 561,181 | - | 561,181 | 321,490 |
| Total pooled cash and cash equivalents | $ 268,633 | $ 18,597,032 | $ 19,890 | $ 18,885,555 | $ 8,845,209 |
| Reconciliation of operating income (loss) to net cash provided by (used in) operating activities: | | | | | |
| Operating Income (Loss) | $ (1,519,475) | $ 6,292,060 | $ (242,375) | $ 4,530,210 | $ 379,296 |
| Adjustments to reconcile operating income (loss) to net cash provided by (used in) operations: | | | | | |
| Depreciation and amortization | 1,500,721 | 5,574,871 | 132,930 | 7,208,522 | 243,389 |
| Net pension asset/liability | 57,460 | 292,097 | 32,049 | 381,606 | 177,418 |
| Deferred outflows of resources | (55,566) | (267,480) | (23,152) | (346,198) | (166,588) |
| Deferred inflows of resources | (21,363) | (115,580) | (16,188) | (153,131) | (68,846) |
| Non-operating income | 12,236 | 2,496 | 2,250 | 16,982 | 208,784 |
| Change in operating assets and liabilities | | | | | |
| Accounts receivable | (17,518) | (275,021) | (114) | (292,653) | (230,543) |
| Inventories | (7,213) | 6,430 | 683 | (100) | (4,011) |
| Accounts payable | (2,211,850) | 833,835 | (4,566) | (1,382,581) | (22,701) |
| Accrued payroll and benefits | (5,849) | (56,863) | (4,090) | (66,802) | (34,744) |
| Insurance claims | - | - | - | - | 489,243 |
| Net Cash Provided by (Used in) Operating Activities | $ (2,268,417) | $ 12,286,845 | $ (122,573) | $ 9,895,855 | $ 970,697 |

See the notes to the basic financial statements

**Exhibit 8**

**City of Joplin, Missouri**
**Statement of Fiduciary Net Position**
**Fiduciary Funds**
**October 31, 2020**

| **Assets** | Agency | Policemen's and Firemen's Pension |
|---|---|---|
| Pooled cash and cash equivalents | $ 5,024 | $ - |
| Cash | - | 1,296,623 |
| Investments: | | |
| Real estate fund | - | 7,352,017 |
| Mutual funds: | | |
| Equity | - | 23,123,336 |
| Fixed income | - | 12,342,378 |
| Interest receivable | - | 13 |
| Total assets | 5,024 | 44,114,367 |
| **Liabilities** | | |
| Held for other parties | 5,024 | - |
| Total liabilities | $ 5,024 | - |
| **Net position** | | |
| Restricted for pension benefits | | $ 44,114,367 |

See the notes to the basic financial statements

**Exhibit 9**

**City of Joplin, Missouri**
**Statement of Changes in Fiduciary Net Position**
**Fiduciary Funds**
**For the Year Ended October 31, 2020**

| | Policemen's and Firemen's Pension |
|---|---|
| **Additions** | |
| Contributions: | |
| Employer | $ 3,440,455 |
| Plan members | 881,238 |
| Total contributions | 4,321,693 |
| Investment income: | |
| Net appreciation in fair value of investments | 1,752,952 |
| Interest and dividends | 873,701 |
| Investment expenses | (89,271) |
| Total investment income | 2,537,382 |
| Total additions | 6,859,075 |
| **Deductions** | |
| Benefits paid | 3,734,680 |
| Refunds of contributions | 3,633,191 |
| Administrative expenses | 25,600 |
| Total deductions | 7,393,471 |
| Change in net position | (534,396) |
| Net position, beginning of year | 44,648,763 |
| Net position, end of year | $ 44,114,367 |

See the notes to the basic financial statements

**Exhibit 10**

**City of Joplin, Missouri**
**Combining Statement of Net Position - Discretely Presented Component Units**
**October 31, 2020**

| | Joplin Public Library | Joplin Sports Authority | **Total Discretely Presented Component Units** |
|---|---|---|---|
| **Assets** | | | |
| Cash and investments | $ 5,019,943 | $ 60,214 | $ 5,080,157 |
| Receivables: | | | |
| Property and other taxes | 99,680 | - | 99,680 |
| Accounts | - | 21,391 | 21,391 |
| Inventories and prepaids | 5,682 | 2,049 | 7,731 |
| Capital assets: | | | |
| Being depreciated, net of depreciation | 1,955,110 | 63,121 | 2,018,231 |
| Total Assets | 7,080,415 | 146,775 | 7,227,190 |
| **Deferred outflows of resources** | | | |
| Pension related deferred outflows | 146,852 | - | 146,852 |
| OPEB related deferred outflows | 2,741 | - | 2,741 |
| Total deferred outflows of resources | 149,593 | - | 149,593 |
| **Liabilities** | | | |
| Accounts payable | 42,643 | 7,889 | 50,532 |
| Accrued payroll and benefits | 26,704 | - | 26,704 |
| Long term liabilities: | | | |
| Due in more than one year | 23,587 | - | 23,587 |
| Net pension liability | 42,725 | - | 42,725 |
| Total liabilities | 135,659 | 7,889 | 143,548 |
| **Deferred inflows of resources** | | | |
| Pension related deferred inflows | 37,669 | - | 37,669 |
| OPEB related deferred inflows | 145 | - | 145 |
| Total deferred inflows of resources | 37,814 | - | 37,814 |
| **Net Position** | | | |
| Net investment in capital assets | 1,955,110 | 63,121 | 2,018,231 |
| Restricted for pension benefits | 66,458 | - | 66,458 |
| Restricted for library services | 5,034,967 | - | 5,034,967 |
| Unrestricted | - | 75,765 | 75,765 |
| Total Net Position | $ 7,056,535 | $ 138,886 | $ 7,195,421 |

See the notes to the basic financial statements

**Exhibit 11**

**City of Joplin, Missouri**
**Combining Statement of Activities - Discretely Presented Component Units**
**For the Year Ended October 31, 2020**

| | Joplin Public Library | Joplin Sports Authority | **Total Component Units** |
|---|---|---|---|
| **Expenses:** | | | |
| Library services | $ 1,848,488 | $ - | $ 1,848,488 |
| Culture and recreation | - | 550,742 | 550,742 |
| Total expenses | 1,848,488 | 550,742 | 2,399,230 |
| **Program Revenues:** | | | |
| Charges for services | 62,474 | 105,045 | 167,519 |
| Operating grants and contributions | 261,974 | 382,901 | 644,875 |
| Total program revenues | 324,448 | 487,946 | 812,394 |
| Net income/(expense) | (1,524,040) | (62,796) | (1,586,836) |
| **General revenues:** | | | |
| Property taxes | 1,789,137 | - | 1,789,137 |
| Unrestricted investment earnings | 73,203 | - | 73,203 |
| Miscellaneous | 105,743 | - | 105,743 |
| Total general revenues | 1,968,083 | - | 1,968,083 |
| Change in net position | 444,043 | (62,796) | 381,247 |
| Net position - beginning of year | 6,612,492 | 201,682 | 6,814,174 |
| Net position - end of year | $ 7,056,535 | $ 138,886 | $ 7,195,421 |

See the notes to the basic financial statements


CITY OF JOPLIN
STATE OF MISSOURI
ZINC IS KING
ADOPTED 1917

## 1. Summary of Significant Accounting Policies

The City of Joplin, Missouri (the City) was incorporated in 1873. The City has operated under the council-manager form of government since 1954. Policymaking and legislative authority are vested in the governing council, consisting of nine members. The City provides services to over 50,000 residents in many areas, including general government, law enforcement and fire protection, public works, environmental, health, cultural and recreation, sewer services, health community enrichment and development, and various social services.

The accounting and reporting policies of the City conform to generally accepted accounting principles (GAAP) in the United States of America applicable to local governments. The following represent the more significant accounting and reporting policies and practices of the City.

### Reporting Entity

In evaluating how to define the government for financial reporting purposes, management has considered all potential component units. Component units are separate legal entities which are included in the primary government's financial report. The decision to include a potential component unit in the reporting entity was made by applying the criteria set forth in GAAP. The basic, but not only, criterion for including a potential component unit within the reporting entity is the City's financial accountability for the potential component unit. An entity is considered a component unit if City officials appoint a voting majority of the component unit's governing body specific financial benefits to or imposes specific financial burdens on the City, it may be considered a component unit.

This report includes the financial statements of the City (the primary government) and its component units, the Joplin Public Library (the Library), the Joplin Sports Authority (the Authority), the Joplin Tax Increment Financing (TIF) Commission (the Commission), and the Joplin Redevelopment Corporation, Inc. (the JRC), entities for which the City is considered to be financially accountable. The Commission and the JRC are presented as blended component units. The Library and the Authority are discretely presented component units and are reported in a separate column in the government-wide financial statements to emphasize that they are separate from the City.

The City Council appoints nine members for three-year terms to the Library Board of Trustees and sets the annual tax levy, which is the major financing source of the Library.

The City Council appoints ten members of the Joplin Sports Authority's Board of Trustees. The City provides significant operating subsidies to the Authority.

The City Council appoints six members of the eleven total members of the Joplin Tax Increment Financing Commission's Board of Trustees, which constitutes a voting majority of that body. The management of the City has determined that it is financially accountable for the Commission as financial transactions are processed by the Finance Department of the City on the Commission's behalf. The Commission is reported as a component unit of the City because its sole function is to use TIF as a method to finance infrastructure improvements within the City through payments in lieu of taxes and economic activity taxes.

The officers and directors of the Joplin Redevelopment Corporation (JRC) are appointed by City Council for three-year terms. The JRC, an urban redevelopment corporation organized under the laws of the State of Missouri for the purpose of acquiring, constructing, maintaining, and operating a redevelopment project or redevelopment projects in accordance with the provisions of this law. The JRC is reported as a blended component unit as the JRC's debt is expected to be repaid primarily with resources of the primary government.

Complete financial statements for the Authority can be obtained from the City Finance Department, City of Joplin, 602 South Main Street, Joplin, Missouri, 64801. Separate financial statements are not issued for the Library, Commission, or the JRC.

**Basis of Presentation**

The City's basic financial statements include both government-wide (reporting the City as a whole) and fund financial statements (reporting the City's major funds).

*Government-wide Financial Statements*

The statement of net position and the statement of activities display information about the City, the primary government, as a whole, with the exclusion of the fiduciary funds which contain assets not available for use by the City. Eliminations have been made to minimize the doubling effects of internal activities, however, interfund services provided and used are not eliminated in the process of consolidation. These statements distinguish between the governmental and business-type activities of the City and its discretely presented component units. Governmental activities generally are financed through taxes, intergovernmental revenues, and other nonexchange transactions. Business-type activities are financed in whole or in part by fees charged to external parties.

The statement of activities presents a comparison between direct expenses and program revenues for the different business-type activities of the City and for each function of the City's governmental activities. Direct expenses are those that are specifically associated with a program or function and, therefore, are clearly identifiable to a particular function. Program revenues include (a) fees, fines, and charges paid by the recipients of goods or services offered by that function and (b) grants and contributions that are restricted to meeting the operational or capital requirements of a particular program.

Revenues that are not classified as program revenues, including all taxes, are presented as general revenues. The comparison of program revenues and expenses identifies the extent to which each program is self-financing or draws from the general revenues of the City.

The City's net position are reported in three parts—net investment in capital assets; restricted net position; and unrestricted net position. The City first utilizes restricted resources to finance restricted activities.

The government-wide financial statements are more focused on the sustainability of the City as an entity and the change in the City's net position resulting from the current year's activities.

*Fund Financial Statements*

The fund financial statements provide information about the City's funds, including its fiduciary funds. Separate statements for each fund category—governmental, proprietary, and fiduciary funds—are presented. The emphasis of fund financial statements is on major governmental and enterprise funds, each displayed in a separate column. All remaining governmental and enterprise funds are aggregated and reported as nonmajor funds.

Operating revenues and expenses for proprietary funds are those that result from providing services and producing and delivering goods and/or services. All other revenues and expenses are considered nonoperating.

The major governmental funds of the City are described below:

*General Fund*

This fund is the main operating fund of the City. It accounts for all financial resources of the general government, except those required to be accounted for in a different fund.

*Parks/Storm Water Sales Tax Fund*

This fund accounts for revenues generated by a Parks/Storm Water Sales Tax that are to be used for the maintenance of storm water control and local parks improvements.

*Transportation Sales Tax Fund*

This fund accounts for revenues generated by a Transportation Sales Tax that are to be used for the maintenance of streets, street markings and traffic signal systems, energy costs for streetlights, and transfers to street capital project funds.

*Capital Improvement Sales Tax Fund*

This fund accounts for revenues generated by a Capital Improvement Sales Tax that are to be used for certain voter-approved capital improvement projects.

*Community Development Entitlement Grant Fund*

This fund accounts for federal grants under the Department of Housing and Urban Development Community Development Block Grant Program.

*Joplin Redevelopment Corporation (JRC) Fund*

This fund accounts for activities of acquiring, constructing, maintaining, and operating the City's redevelopment plan.

*Infrastructure Improvements Fund*

This fund accounts for the right-of-way acquisition, demolition, and construction of major street improvement projects undertaken by the City.

*Public Safety Sales Tax Fund*

This fund accounts for revenues generated by a half (½) cent General Sales Tax that are to be used for public safety expenditures.

*Police & Fire Pension Sales Tax Fund*

This fund accounts for revenues generated by a half (½) cent General Sales Tax that are to be used to fund the Policemen's and Firemen's pension plan.

**The major enterprise funds of the City are described below:**

*Airport Fund*

This fund accounts for the operation of Joplin Regional Airport.

*Sanitary Sewer Fund*

This fund accounts for the operation and maintenance of the sewer collection and treatment system.

**The City also reports the following additional nonmajor fund types:**

*Special Revenue Funds*—These funds account for specific revenue sources (other than major capital projects) that are restricted by enabling legislation to expenditures for specified purposes.

*Debt Service Fund*—This fund is used to account for the accumulation of resources for the payments of principal and interest on long-term debt.

*Capital Projects Funds*—These funds are used to account for capital project related resources and project costs.

*Permanent Funds*—These funds account for principal trust amounts received and related interest income. The interest portion of these trusts can be used to support the main operating activities of the government, to fund various activities related to health and welfare, and to maintain the community cemetery.

*Internal Service Funds*—These funds account for operations that provide services to other departments or agencies of the City on a cost-reimbursement basis. The City maintains three internal service funds that provide health and risk management activities for the City and two internal service funds that provide central garage and emergency communications services, respectively.

*Pension Trust Fund*—This fund accounts for activities of the Policemen's and Firemen's Pension, which accumulates resources for pension payments.

*Agency Fund*—This fund accounts for the resources held by the City in a trustee capacity for the reimbursement of employee health, dental and dependent care costs.

**Measurement Focus and Basis of Accounting**

*Government-wide, Proprietary and Fiduciary Fund Financial Statements*

The government-wide, proprietary, and fiduciary fund financial statements are reported using the economic resources measurement focus and the accrual basis of accounting, with the exception of the agency funds, which do not have a measurement focus. Revenue from exchange and exchange-like transactions is recognized when earned. Nonexchange transactions, in which the City gives (or receives) value without directly receiving (or giving) equal value in exchange, can include certain grants and donations. Revenue from non-exchange transactions is recognized when all eligibility requirements or other measurement criteria have been satisfied. Revenue from property taxes is recognized in the fiscal year for which the taxes are levied. Expenses are recorded at the time liabilities are incurred, regardless of when the related cash flows take place.

*Governmental Fund Financial Statements*

All governmental funds are reported using the modified accrual basis of accounting and the current financial resources measurement focus. Under this basis of accounting, revenues are recognized in the accounting period in which they become both measurable and available. Expenditures are recognized in the accounting period in which the related fund liability is incurred, if measurable.

*Revenue Recognition*

In applying the susceptible to accrual concept under the modified accrual basis, certain revenue sources are deemed both measurable and available. The City considers all revenues for investment earnings, special assessments and state-levied, locally shared taxes (including motor vehicle fees) and other intergovernmental revenues to be available if the revenues are collected within sixty days after year-end. Proceeds and payments of long-term debt are reported as other financing sources and uses.

*Expenditure Recognition*

The measurement focus of governmental fund accounting is on decreases in net financial resources (expenditures) rather than expenses. Most expenditures are measurable and are recorded when the related fund liability is incurred, except for principal and interest on long-term debt, claims and judgments, and compensated absences, which are recognized as expenditures to the extent that they have matured. General capital asset acquisitions are reported as expenditures in the governmental funds. Allocations of cost, such as depreciation and amortization, are not recognized in the governmental funds.

This approach differs from the manner in which the government-wide financial statements are prepared. Therefore, the governmental fund financial statements include reconciliations with brief explanations to better identify the relationship between the government-wide statements and the governmental fund financial statements.

**Fund Balances**
In the fund financial statements, governmental funds report the following fund balance classifications:

*Non-Spendable* - This consists of amounts that cannot be spent because they are either not in spendable form or legally or contractually required to be maintained intact.

*Restricted* - This consists of amounts where constraints are placed on the use of those resources which are either externally imposed by creditors, grantors, contributors, laws or regulations of other governments, or imposed by law through constitutional provisions or enabling legislation.

*Committed* - This consists of amounts which can only be used for specific purposes pursuant to constraints imposed by an ordinance passed by the City Council. Committed amounts cannot be used for any other purpose unless the City Council removes or changes the specified amounts by use of the same formal action that it employed to previously commit those amounts.

*Assigned* - This consists of amounts which are constrained by City management's intent for these to be used for a specific purpose but are neither formally restricted by external sources nor committed by City Council action. The City’s GASB 54 policy authorizes informal City Council action or the City Manager to assign amounts for a specific purpose in this category. Likewise, the City Manager has the authority to take necessary actions to un-assign amounts in this category.

*Unassigned* - This consists of the residual fund balance that does not meet the requirements for the non-spendable, restricted, committed, or assigned classifications. A positive unassigned fund balance is only possible in the general fund.

The City has a fund balance policy that provides guidance for programs with multiple revenue sources. The policy is to use restricted resources first when an expenditure is incurred for purposes for which both restricted and unrestricted fund balance is available. For purposes of fund balance classification, expenditures are to be spent from restricted fund balance first, followed in order by committed fund balance, assigned fund balance and lastly unassigned fund balance.

The City has a minimum Unassigned Fund Balance policy for the General Fund equal to 25% of operating expenditures. If the fund balance falls below this level, then the City shall reduce operating expenditures to the lowest possible level until such time as the minimum level of fund balance is reached.

**Pooled Cash, Cash Equivalents, and Investments**

The City's policy is to consider demand deposits, certificates of deposit, and short-term investments with original maturities of less than 90 days from the date of acquisition (including restricted assets) to be cash and cash equivalents.

The City maintains a cash pool that is available for use by most funds. Each fund type's portion of this pool is displayed in the financial statements as pooled cash or in restricted assets. Investment income earned is allocated to the funds on the basis of the month-end fund cash balances.

Investments for the City, as well as for its component units, are reported at fair value. The value of marketable securities is based on quotations which are generally obtained from the National Securities Exchanges. Where marketable securities are not listed on an exchange, quotations are obtained from brokerage firms.

**Receivables and Interfund Payables**

Activities between funds that are representative of lending/borrowing arrangements outstanding at the end of the fiscal year are referred to as either "due to/from other funds." Any residual balances outstanding between the governmental activities and business-type activities are reported in the government-wide financial statements as "internal balances."

All trade and property tax receivables are shown net of an allowance for uncollectibles.

The City's property tax is levied each November 1 on the assessed value of real estate listed as of the prior January 1, the lien date, and is due on or before December 31. Unpaid taxes are delinquent on January 1. Assessed values are established and assessed by Jasper and Newton counties. The assessed value at January 1, 2019 was $618,302,725.

**Inventories and Prepaid Items**

Inventories in all funds are priced at cost of the latest purchase, which approximates average cost, and are based on year-end physical counts. Inventories in the Governmental Funds, as well as the Public Library, consist of expendable supplies held for consumption. The cost of inventories is recorded as an expenditure when consumed. Inventories in the Enterprise and Internal Service Funds consist of expendable supplies and merchandise held for consumption or resale. The costs of these inventories are recorded as an expense when consumed or sold.

Certain payments to vendors reflect costs applicable to future accounting periods and are recorded as prepaid items in both the government-wide and fund financial statements. Prepaid items are recorded using the consumption method in the governmental funds.

**Capital Assets**

Capital assets include property, plant and equipment and infrastructure assets (i.e., roads, bridges, drainage systems, and similar items) and are reported in the applicable governmental or business-type activities columns in the government-wide financial statements and the proprietary fund financial statements. An asset is capitalized if it has useful life of more than one year and has an acquisition cost exceeding $1,500.

All capital assets are valued at historical cost or estimated historical cost if actual historical cost is not available. Donated capital assets are valued at their estimated acquisition value on the date donated. Capital assets are not included in the governmental fund financial statements but are allocated to governmental activities in the government-wide statements. Major outlays for capital assets and improvements are capitalized as constructed and recorded as construction-in-progress until the project is placed in service.

Depreciable assets (which do not include land or construction-in-progress assets) are depreciated using the straight-line method over the following estimated useful lives:

| | |
|---|---|
| Land improvements | 20 years |
| Buildings | 20-40 years |
| Machinery and equipment | 3-10 years |
| Sewer system | 50 years |
| Infrastructure | 20-30 years |

**Restricted Assets**

Certain proceeds and accounts established related to certain City bond indentures as well as other City resources set aside for their repayment or the funding of capital repair and replacement are classified as restricted assets. Funds are either held by a trustee or segregated within the City's financial accounting system and their uses are limited by applicable bond covenants and/or investment agreements. In compliance with Missouri Workers' Compensation laws, an escrow account is held by a trustee to cover claims processed under the City's self-insured workers' compensation program.

**Deferred Outflows/Inflows of Resources**

In addition to assets, the statement of net position will sometimes report a separate section for deferred outflows of resources. This separate financial statement element, *deferred outflows of resources*, represents a consumption of net position that applies to a future period(s) and so will not be recognized as an outflow of resources (expense/ expenditure) until then. The City has two items that qualifies for reporting in this category. This first item results from assumption changes, the difference in experience, and pension contributions made by the City subsequent to the pension valuation date. The contribution amounts will be applied during the next fiscal year while the changes in assumption amounts will be amortized over 5 to 12 years. The second item results from assumption changes, and the difference in experience in calculating the Other Post-Employment Benefit (OPEB) obligation.

In addition to liabilities, the statement of net position and balance sheet will sometimes report a separate section for deferred inflows of resources. This separate financial statement element, *deferred inflows of resources*, represents an acquisition of net position that applies to a future period(s) and so will not be recognized as an inflow of resources (revenue) until that time. The City has three types of items that qualify for reporting in this category. The first arises under the modified accrual basis of accounting. The item, unavailable revenue, is reported in the governmental funds balance sheet for intergovernmental grants, special assessments and other items that are not yet available under the modified accrual basis of accounting. These amounts are deferred and recognized as an inflow of resources in the period that the amounts become available. The second item results from differences in experience, and the difference between actual and projected earnings in calculating the pension liability. These amounts will be amortized over five to seven years. The third item results from assumption changes, and the difference in experience in calculating the OPEB obligation.

**Pensions**

For purposes of measuring the net pension liability (asset), deferred outflows of resources and deferred inflows of resources related to pensions, and pension expense, information about the fiduciary net position of the Missouri Local Government Employees Retirement System (LAGERS) and Police Pension Fund additions to/deductions from LAGERS and Police Pension Fund's fiduciary net position have been determined on the same basis as they are reported by each plan. For this purpose, benefit payments (including refunds of employee contributions) are recognized when due and payable in accordance with the benefit terms. Investments are reported at fair value.

**Transfers**

Transfers of resources from a fund receiving revenue to the fund through which the resources are to be expended are recorded as other financing sources (uses) in the governmental funds and as a separate component of the change in net position in the proprietary funds. Transfers of capital assets to/from governmental funds to/from proprietary funds are recorded as other financing sources (uses) in the proprietary funds, with the corresponding other financing source (use) being recorded as a reconciling item between the governmental fund statements and the government-wide financial statements. All transfers of capital assets are recorded at the item's book value as of the date of the transfer.

**Compensated Absences**

City policy permits full-time employees, other than policemen and firemen, who have one full year of service to earn two weeks per year of vacation leave and accrue up to a maximum of four weeks, those with ten years of service to earn three weeks per year of vacation leave and accrue up to a maximum of six weeks, and those with fifteen years of service to earn four weeks per year of vacation and accrue up to a maximum of six weeks. These employees may also accrue up to six weeks of compensated leave time from the commencement of employment. Firemen may accrue up to 336 hours of vacation and both policemen and firemen may accrue up to 480 hours compensated leave time.

Vacation benefits and compensated leave are recorded when earned in the government-wide and proprietary fund financial statements.

Full-time employees may accumulate sick leave at a rate of one day per month with no limit to the maximum amount that may be accrued and used. Sick leave that is unused does not vest and is forfeited upon termination. Such leave is not included in the basic financial statements.

**Permanent Funds**

The City from time to time receives endowments from outside donors. The nature of these endowments is that the principal of the gift is to remain intact and the interest is to be spent on certain activities of the City. These donations are accounted for in Permanent Funds. The State of Missouri requires that recipients of endowment gifts maintain the original principal intact at the original donation date. Currently, the City maintains two permanent funds, the Connor and Barbee Trusts and the Cemetery Trust. The City does not adopt budgets for these two funds.

*Connor and Barbee Trusts* - During the year ended October 31, 2020, the Connor and Barbee Trusts had net appreciation on investments available for expenditure of $2,016. It is the City's policy to expend investment income as earned, in accordance with the provisions of the endowments. Accordingly, as of October 31, 2020, there were no amounts available for spending and a nonspendable balance of $200,000.

*Cemetery Trust* - During the year ended October 31, 2020, the Cemetery Trust Fund had net appreciation on investments available for expenditure of $7,006. It is the City's policy to expend income earned as necessary to fund Cemetery operations to the extent they are available. As of October 31, 2020, the nonspendable balance and net position available for spending (expendable net position) was $631,208 and $101,291, respectively.

**Budgeting**

The Missouri Revised Statutes (RSMo) require all political subdivisions of the State prepare an annual budget. Governmental funds required to have legally adopted budgets include the general fund. Annual budgets for all governmental funds are adopted using the modified accrual basis of accounting. Budgeted expenditures cannot exceed budgeted revenues and positive fund balances as required by Section 67.010 RSMo.

**Use of Estimates**

The preparation of basic financial statements in conformity with accounting principles generally accepted in the United States of America requires management to make estimates and assumptions that affect the reported amounts of assets and liabilities and disclosure of contingent assets and liabilities at the date of the basic financial statements and the reported amounts of revenues and expenditures during the reporting period. Actual results could differ from those estimates.

**2. Tax Abatements**

Tax abatements are granted under the Urban Redevelopment program described under Chapter 353 of the RSMo, the Industrial Development program described under Chapter 100 of RSMo, and the Enhanced Enterprise Zone program described under Sections 135.950 to 135.973 of RSMo. For each of these programs, property taxes are abated by reducing the assessed valuation of the associated properties. For the fiscal year ended October 31, 2020, taxes abated for the City in connection with the Urban Redevelopment program, Industrial Development program and Enhanced Enterprise Zone program were estimated at $11,443, $15,055, and $16,6504, respectively.

## 3. Deposits and Investments

At October 31, 2020, the carrying values of deposits and investments are summarized as follows:

| | Governmental and Business-type Activities | Fiduciary funds | Component units | Total |
|---|---|---|---|---|
| Deposits and money market funds | $ 91,812,513 | $ 1,301,647 | $ 4,600,964 | $ 97,715,124 |
| Petty cash | 5,662 | - | 190 | 5,852 |
| Short term investments held in trust | 561,181 | - | - | 561,181 |
| Total cash and cash equivalents | 92,379,356 | 1,301,647 | 4,601,154 | 98,282,157 |
| Investments | | | | |
| Treasury notes | 150,818 | - | - | 150,818 |
| Real estate fund | - | 7,352,017 | - | 7,352,017 |
| Mutual Funds | - | 35,465,714 | 479,003 | 35,944,717 |
| Total investments | 150,818 | 42,817,731 | 479,003 | 43,447,552 |
| Total cash and investments | $ 92,530,174 | $ 44,119,378 | $ 5,080,157 | $ 141,729,709 |
| **Cash and Investments as reported on the Statements of Net Position:** | | | | |
| Cash and investments | $ 91,647,503 | $ 44,119,378 | $ 5,080,157 | $ 140,847,038 |
| Restricted cash and cash equivalents | 882,671 | - | - | 882,671 |
| Total cash and investments | $ 92,530,174 | $ 44,119,378 | $ 5,080,157 | $ 141,729,709 |

A summary of the City's significant accounting policies regarding cash, cash equivalents and investments may be found in Note 1 of the Basic Financial Statements. The City's deposits and investments are generally segregated into two parts: City-wide deposits and investments, including the City's component units, and the Policemen's and Firemen's Pension deposits and investments. Below is a description of the policies associated with these categories of deposits and investments.

### ***City-Wide Deposits and Investments***

*Investment Policy*

Missouri state statutes authorize the City, with certain restrictions, to deposit or invest in open accounts, time deposits, U.S. Treasury notes, and certificates of deposit. Statutes also require that collateral pledged must have a fair value equal to 100% of the funds on deposit, less insured amounts. Collateral securities must be held by the City or a disinterested third party and must be of the kind prescribed by state statutes and approved by the State of Missouri.

The City maintains a cash and investment pool, which is available for use by most funds. Substantially all excess cash is invested in U.S. Treasury securities and money market funds. Each fund's portion of this pool is displayed as pooled cash and investments or in restricted assets. Interest earned is allocated to the funds on the basis of average monthly cash and investment balances. Cash and investments are held separately by some of the City's funds. Additionally, certain restricted assets, related to bond ordinances and indentures and capital lease certificates, are held in escrow by financial institutions' trust departments.

*Credit Risk*

The credit risk for deposits and investments is the possibility that the issuer/counterparty to an investment will be unable to fulfill its obligations. It is the City's policy to limit its investments to certificates of deposit and bonds or other obligations of the United States. Presented below is the actual rating by Moody's Investors Service as of yearend for each investment type subject to credit risk:

| Investment Type | Fair Value | Rating As of Oct. 31, 2020 |
|---|---|---|
| U.S. Treasury Notes | $ 150,818 | Aaa |

*Custodial Credit Risk*

The custodial credit risk for deposits is the risk that, in the event of the failure of a depository financial institution, the City will not be able to recover deposits or will not be able to recover collateral securities that are in the possession of an outside party. The custodial credit risk for investments is the risk that, in the event of the failure of the counterparty to a transaction, the City will not be able to recover the value of investment or collateral securities that are in the possession of an outside party. The City's policy is to collateralize all demand deposits with securities held by the financial institution's agent and in the City's name.

At October 31, 2020, the City's deposits were insured by Federal depository insurance and uninsured deposits were fully collateralized by securities held in the City's name by their financial institution's agent. The City's securities were registered and held by the City's financial institution in the City's name. Accordingly, management has determined that none of the City's deposits or investments were exposed to custodial credit risk as of October 31, 2020.

*Interest Rate Risk*

The City's investment policy does not limit investment maturities as a means of managing its exposure to fair value losses arising from increasing interest rates. The City has elected to use the segmented time distribution method of disclosure for its interest rate risk. The following table summarizes the maturities of U.S. agency and U.S. treasury investments:

| | Fair Value | Investment Maturities (in Years) | |
|---|---|---|---|
| | | Less than 1 | 1 - 5 |
| U.S. Treasury Notes | $ 150,818 | $ 75,000 | $ 75,818 |

*Concentration of Credit Risk*

The City's investment policy does not specify maximum or minimum investment concentrations by investment type. As of October 31, 2020, the only credit risk from the City's investments stems from the U.S. Treasury Notes shown above. Thus, the City does not have any significant concentrations of credit risk.

*Fair Value Measurements*

The City categorizes its fair value measurements within the fair value hierarchy established by generally accepted accounting principles. The hierarchy is based on the valuation inputs used to measure the fair value of the asset. Level 1 inputs are quoted in active markets for identical assets; Level 2 inputs are significant other observable inputs such as third party pricing services for identical assets; Level 3 inputs are significant unobservable inputs. The City has the following recurring fair value measurements as of October 31, 2020:

| Investments | Total | Level 1 | Level 2 | Level 3 |
|---|---|---|---|---|
| U.S. Treasury Notes | $ 150,818 | $ 150,818 | $ - | $ - |

US Treasury Notes are classified as Level 1 of the fair value hierarchy and are valued using prices quoted in active markets for those securities.

***Policemen's and Firemen's Pension Deposits and Investments***

Investments of the Policemen's and Firemen's Pension Fund at October 31, 2020 consisted of the following:

| | |
|---|---|
| Real Estate Fund | $ 7,352,017 |
| Mutual Funds: | |
| Equity | 23,123,336 |
| Fixed Income | 12,342,378 |
| | $ 42,817,731 |

*Investment Policy*

The investments of the Policemen's and Firemen's Pension Fund (the Plan) are held separately from those of other City funds and are generally not restricted as to type. Wells Fargo, (the Custodian) and Investment Manager(s) chosen by the Trustees have discretionary authority concerning purchases of investments in the Plan subject to the overall investment policy guidelines as approved by the Board of Trustees and adopted by the City Council. The investment policy follows sections 86.590 and 105.688 of the Missouri Revised Statutes regarding constraints on the deposit and investment of Plan assets. The value of investments and changes therein have been reported to the Plan by the Custodian as having been determined through the use of fair value for all investments of the Plan.

The Plan's investment policy permits investments in domestic fixed income securities, domestic equity securities, and international equities. Under the policy, the investment manager may select fixed income securities in domestic markets, including corporate debt securities and obligations of the U.S. government or its agencies. The investment manager may select domestic equity securities traded on major U.S. exchanges.

Investments are reported at fair value. Securities traded on a national or international exchange are valued at the last reported sales price at current exchange rates.

*Credit Risk*

Credit risk is the risk that an issuer or other counterparty to an investment will not fulfill its obligations to the Plan. The Plan has no specific policy regarding credit risk. The Plan uses the credit ratings issued by Standard and Poor's for disclosure of credit risk. The following table summarizes the average credit rating of each fund's holdings for Plan investments subject to credit risk as of October 31, 2020:

| Fund Name | Fair Value | Credit Rating |
|---|---|---|
| Metropolitan West Total Return Bond Fund | $ 6,037,311 | BBB |
| Vanguard Intermediate Term Treasury Fund | 6,305,067 | AAA |
| | $ 12,342,378 | |

*Custodial Credit Risk*

The custodial credit risk for deposits is the risk that, in the event of the failure of the counterparty to the investment, the Plan will not be able to recover the value of investments that are in the possession of an outside party. Open-ended mutual funds are not subject to this risk as they are not evidenced by securities. At October 31, 2020, the Plan's investments were held by the Plan's investment custodian in the Plan's name and, accordingly, there were no investment securities subject to custodial credit risk.

*Interest Rate Risk*

Interest rate risk is the risk that changes in investment rates will adversely affect the fair value of an investment. The Plan has no specific policy regarding interest rate risk. For the year ended October 31, 2020, 100% of the Plan's fixed income mutual funds had maturities of 5 to 11 years. As a result, the Plan is exposed to the risk of fair value losses arising from increasing interest rates. The Plan has elected to use the segmented time distribution method of disclosure for its fixed income mutual funds. The following table summarizes these investments at October 31, 2020:

| | Fair Value | Investment Maturities (in Years) | | |
|---|---|---|---|---|
| | | Less than 1 | 1 - 5 | 5-11 |
| Fixed Income Mutual Funds | $ 12,342,378 | $ - | $ - | $ 12,342,378 |

*Concentration of Credit Risk*

Concentration of credit risk is the risk of loss that may be attributed to the magnitude of the Plan's investment in a single issue. The Plan has no specific policy regarding the amount that may be invested in any one issuer. At October 31, 2020, the Plan's investments in mutual funds are designed, in part, to provide diversification and therefore reduce this risk. The real estate fund exceeds 17% of the Plan's total investment balance.

*Fair Value Measurements*

The Plan categorizes its fair value measurements within the fair value hierarchy established by generally accepted accounting principles. The hierarchy is based on the valuation inputs used to measure the fair value of the asset. Level 1 inputs are quoted in active markets for identical assets; Level 2 inputs are significant other observable inputs such as third party pricing services for identical assets; Level 3 inputs are significant unobservable inputs. The Plan has the following recurring fair value measurements as of October 31, 2020:

| Investments | Total | Level 1 | Level 2 | Level 3 |
|---|---|---|---|---|
| Mutual funds | $ 35,465,714 | $ 35,465,714 | $ - | $ - |
| Real estate fund | 7,352,017 | - | - | 7,352,017 |
| Total investments | $ 42,817,731 | $ 35,465,714 | $ - | $ 7,352,017 |

Mutual funds classified as Level 1 of the fair value hierarchy are valued using prices quoted in active markets for those securities. Real estate fund classified in Level 3 is valued using the net asset value per share of the Plan's investment in a limited partnership formed as an open-end investment fund (the Fund). The Fund was created with the purpose of allowing various different retirement plans and foundations to pool their resources together to make investments in office, retail, industrial and multi-family residential properties. The Fund is audited annually and obtains appraisals on all real estate investments quarterly. The fair value of the real estate fund reported in the Plan's financial statement is calculated by multiplying the number of shares in the Fund that the Plan owns times the net asset value per share of the Fund as of September 30, 2020, which is the last valuation performed before the Plan's year end.

## 4. Taxes

Tax revenues for the year ended October 31, 2020 are as follows:

| | City sales taxes | Gas/Motor vehicle taxes | Franchise taxes | Hotel/ motel taxes | Property taxes | Other taxes | Tax Increment Financing | Total |
|---|---|---|---|---|---|---|---|---|
| Major governmental funds: | | | | | | | | |
| General | $ 14,764,379 | $ - | $ 5,837,234 | $ - | $ - | $ 241,082 | $ - | $ 20,842,695 |
| Parks/storm water sales tax | 3,673,403 | - | - | - | - | - | - | 3,673,403 |
| Transportation sales tax | 7,363,136 | 1,990,461 | - | - | - | - | - | 9,353,597 |
| Capital improvement sales tax | 5,522,550 | - | - | - | - | - | - | 5,522,550 |
| Joplin Redevelopment Corporation | 2,289,653 | - | 16,898 | - | - | - | (4,423) | 2,302,128 |
| Public Safety sales tax | 7,359,256 | - | - | - | - | | - | 7,359,256 |
| Police & Fire pension sales tax | 4,264,629 | - | - | - | - | | - | 4,264,629 |
| Nonmajor funds | 1,147,152 | - | 14,390 | 1,037,181 | 1,126,844 | 294,363 | 753,086 | 4,373,016 |
| Governmental funds | 46,384,158 | 1,990,461 | 5,868,522 | 1,037,181 | 1,126,844 | 535,445 | 748,663 | 57,691,274 |
| Total primary government | 46,384,158 | 1,990,461 | 5,868,522 | 1,037,181 | 1,126,844 | 535,445 | 748,663 | 57,691,274 |
| Component units | - | - | - | - | 1,789,137 | - | - | 1,789,137 |
| Grand total | $ 46,384,158 | $ 1,990,461 | $ 5,868,522 | $ 1,037,181 | $ 2,915,981 | $ 535,445 | $ 748,663 | $ 59,480,411 |

Tax increment financing revenues result from the incremental sales and property taxes generated within the City's tax increment financing districts and levied by governments other than the City. The incremental sales and property taxes generated in the tax increment financing districts that result from the City's levies are included in sales and property tax line items, as applicable.

Property taxes are recorded as receivables, net of estimated uncollectibles. However, revenue recognition of property taxes estimated to be collected more than two months after year-end or levied for use in a subsequent period is deferred, if material. The current tax levy per $100 of assessed valuation is as follows:

| | |
|---|---|
| Special revenue funds: | |
| Health and welfare | $ 0.0598 |
| Parks and recreation | 0.0598 |
| Solid waste management | 0.0598 |
| Total | $ 0.1794 |
| | |
| Component unit - library | $ 0.2545 |

## 5. Intergovernmental Revenue and Receivables

Intergovernmental revenue and capital contributions during the year consist of the following:

| | General | Parks/Storm Water Sales Tax | Transportation Sales Tax | Capital Improvement Sales Tax | Community Development Entitlement Grant | Infrastructure Improvements |
|---|---|---|---|---|---|---|
| Federal: | $ 978,932 | $ 2,334 | $ 1,115,957 | $ - | $ 4,113,750 | $ 5,752,531 |
| State: | 15,270 | 201,555 | - | - | 13,800 | 107,234 |
| Local: | 173,651 | - | 15,193 | 200,000 | - | - |
| Total | $ 1,167,853 | $ 203,889 | $ 1,131,150 | $ 200,000 | $ 4,127,550 | $ 5,859,765 |

| | Public Safety Sales Tax | Nonmajor Governmental Funds | Airport | Sanitary Sewer | Golf Course | Internal Service Funds | Total |
|---|---|---|---|---|---|---|---|
| Federal: | $ 10,484 | $ 972,950 | $ 3,045,108 | $ 51,057 | $ 1,222 | $ 9,967 | $ 16,054,292 |
| State: | - | 189,315 | - | - | - | - | 527,174 |
| Local: | - | - | - | 89,700 | - | - | 478,544 |
| Total | $ 10,484 | $ 1,162,265 | $ 3,045,108 | $ 140,757 | $ 1,222 | $ 9,967 | $ 17,060,010 |

Amounts due from other governments at October 31, 2020 include the following:

| | General | Parks/Storm Water Sales Tax | Transportation Sales Tax | Capital Improvement Sales Tax | Community Development Entitlement Grant | Infrastructure Improvements |
|---|---|---|---|---|---|---|
| Federal: | $ 470,289 | $ 9,929 | $ 199,492 | $ 598 | $ 501,971 | $ 2,356,547 |
| State: | 1,034 | 35,248 | - | - | - | - |
| Local: | 3,470 | - | - | 830,181 | - | - |
| Total | $ 474,793 | $ 45,177 | $ 199,492 | $ 830,779 | $ 501,971 | $ 2,356,547 |

| | Public Safety Sales Tax | Nonmajor Governmental Funds | Airport | Sanitary Sewer | Golf Course | Internal Service Funds | Total |
|---|---|---|---|---|---|---|---|
| Federal: | $ 18,101 | $ 473,400 | $ 1,446,308 | $ 45,193 | $ 114 | $ 4,954 | $ 5,526,896 |
| State: | - | 11,379 | - | - | - | - | 47,661 |
| Local: | - | 320,474 | - | - | - | - | 1,154,125 |
| Total | $ 18,101 | $ 805,253 | $ 1,446,308 | $ 45,193 | $ 114 | $ 4,954 | $ 6,728,682 |

## 6. Loans Receivable

Loans receivable of $1,570,620 at October 31, 2020, consist of two economic development loans funded through the U.S. Department of Housing and Urban Development's Community Development Block Grant, Rental Rehabilitation and Urban Development Action Grant Programs, and the City's relending program.

## 7. Capital Assets

A summary of changes in capital assets for the City's governmental activities is as follows:

| Governmental Activities: | Beginning Balance | Increases | Decreases | Ending Balance |
|---|---|---|---|---|
| Capital assets not being depreciated: | | | | |
| Land | $ 15,150,684 | $ 594,751 | $ (30,900) | $ 15,714,535 |
| Art Collection | 2,173,000 | - | - | 2,173,000 |
| Construction in process | 110,913,061 | 13,209,792 | (3,317,136) | 120,805,717 |
| Total capital assets not being depreciated | 128,236,745 | 13,804,543 | (3,348,036) | 138,693,252 |
| Capital assets being depreciated: | | | | |
| Buildings | 68,151,602 | 353,971 | - | 68,505,573 |
| Improvements other than infrastructure | 16,943,479 | 48,344 | - | 16,991,823 |
| Machinery and equipment | 35,933,446 | 2,851,576 | (1,094,110) | 37,690,912 |
| Infrastructure | 174,101,524 | 3,317,136 | - | 177,418,660 |
| Total capital assets being depreciated | 295,130,051 | 6,571,027 | (1,094,110) | 300,606,968 |
| Less accumulated depreciation for: | | | | |
| Buildings | (15,536,449) | (1,852,344) | - | (17,388,793) |
| Improvements other than infrastructure | (9,316,927) | (881,579) | - | (10,198,506) |
| Machinery and equipment | (28,818,110) | (2,158,142) | 1,064,879 | (29,911,373) |
| Infrastructure | (95,962,748) | (6,421,688) | - | (102,384,436) |
| Total accumulated depreciation | (149,634,234) | (11,313,753) | 1,064,879 | (159,883,108) |
| Total capital assets being depreciated, net | 145,495,817 | (4,742,726) | (29,231) | 140,723,860 |
| Internal Service-Governmental Activities: | | | | |
| Capital assets being depreciated: | | | | |
| Building | 300,510 | - | - | 300,510 |
| Improvements other than infrastructure | 162,977 | - | - | 162,977 |
| Machinery and equipment | 6,722,873 | 87,691 | (11,710) | 6,798,854 |
| Total capital assets being depreciated | 7,186,360 | 87,691 | (11,710) | 7,262,341 |
| Less accumulated depreciation for: | | | | |
| Buildings | (246,545) | (8,415) | - | (254,960) |
| Improvements other than infrastructure | (92,614) | (11,223) | - | (103,837) |
| Machinery and equipment | (5,587,475) | (223,751) | 11,710 | (5,799,516) |
| Total accumulated depreciation | (5,926,634) | (243,389) | 11,710 | (6,158,313) |
| Total capital assets being depreciated, net | 1,259,726 | (155,698) | - | 1,104,028 |
| Governmental activities capital assets, net | $ 274,992,288 | $ 8,906,119 | $ (3,377,267) | $ 280,521,140 |

Depreciation expense was charged to the functions/programs of the primary government in the government-wide statements as follows:

| | |
|---|---|
| General government | $ 1,050,916 |
| Public safety | 1,245,121 |
| Highways and streets | 5,015,534 |
| Environmental | 13,139 |
| Health services | 34,907 |
| Culture and recreation | 1,414,382 |
| Social services | 14,475 |
| Public works | 2,525,279 |
| | $ 11,313,753 |
| Internal service | $ 243,389 |

A summary of changes in capital assets for the City's business-type activities is as follows:

| Business-type activities: | Beginning Balance | Increases | Decreases | Ending Balance |
|---|---|---|---|---|
| Airport fund: | | | | |
| Non depreciable capital assets: | | | | |
| Land | $ 1,500,000 | $ - | $ - | $ 1,500,000 |
| Construction in process | 13,928,612 | 2,391,713 | - | 16,320,325 |
| Total non depreciable capital assets | 15,428,612 | 2,391,713 | - | 17,820,325 |
| Depreciable capital assets: | | | | |
| Buildings | 21,941,288 | - | - | 21,941,288 |
| Improvements other than infrastructure | 26,484,359 | - | - | 26,484,359 |
| Machinery and equipment | 1,513,730 | 81,797 | (40,575) | 1,554,952 |
| Total depreciable capital assets | 49,939,377 | 81,797 | (40,575) | 49,980,599 |
| Less accumulated depreciation: | | | | |
| Buildings | (12,000,036) | (741,933) | - | (12,741,969) |
| Improvements other than infrastructure | (15,359,682) | (642,125) | - | (16,001,807) |
| Machinery and equipment | (769,591) | (116,663) | 40,575 | (845,679) |
| Total accumulated depreciation | (28,129,309) | (1,500,721) | 40,575 | (29,589,455) |
| Total depreciable capital assets, net | 21,810,068 | (1,418,924) | - | 20,391,144 |
| Total airport capital assets, net | 37,238,680 | 972,789 | - | 38,211,469 |
| Sanitary Sewer fund: | | | | |
| Non depreciable capital assets: | | | | |
| Land | 313,990 | 6,050 | - | 320,040 |
| Construction in process | 102,842 | - | (102,842) | - |
| Total non depreciable capital assets | 416,832 | 6,050 | (102,842) | 320,040 |
| Depreciable capital assets: | | | | |
| Buildings | 81,383,677 | - | - | 81,383,677 |
| Improvements other than infrastructure | 1,231,258 | - | - | 1,231,258 |
| Machinery and equipment | 7,701,036 | 258,857 | (131,117) | 7,828,776 |
| Sewer system | 94,615,510 | 6,902,601 | - | 101,518,111 |
| Total depreciable capital assets | 184,931,481 | 7,161,458 | (131,117) | 191,961,822 |
| Less accumulated depreciation: | | | | |
| Buildings | (49,315,515) | (1,943,886) | - | (51,259,401) |
| Improvements other than infrastructure | (1,179,283) | (25,088) | - | (1,204,371) |
| Machinery and equipment | (6,604,210) | (253,907) | 131,117 | (6,727,000) |
| Sewer system | (34,946,178) | (3,351,990) | - | (38,298,168) |
| Total accumulated depreciation | (92,045,186) | (5,574,871) | 131,117 | (97,488,940) |
| Total depreciable capital assets, net | 92,886,295 | 1,586,587 | - | 94,472,882 |
| Total sanitary sewer capital assets, net | 93,303,127 | 1,592,637 | (102,842) | 94,792,922 |
| Nonmajor proprietary funds: | | | | |
| Depreciable capital assets: | | | | |
| Buildings | 271,298 | 1,956 | - | 273,254 |
| Improvements other than infrastructure | 1,281,122 | 2,896 | - | 1,284,018 |
| Machinery and equipment | 918,335 | 43,507 | (21,687) | 940,155 |
| Total depreciable capital assets | 2,470,755 | 48,359 | (21,687) | 2,497,427 |
| Less accumulated depreciation: | | | | |
| Buildings | (188,263) | (5,942) | - | (194,205) |
| Improvements other than infrastructure | (1,072,061) | (22,477) | - | (1,094,538) |
| Machinery and equipment | (598,645) | (104,511) | 21,687 | (681,469) |
| Total accumulated depreciation | (1,858,969) | (132,930) | 21,687 | (1,970,212) |
| Total depreciable capital assets, net | 611,786 | (84,571) | - | 527,215 |
| Total nonmajor proprietary funds capital assets, net | 611,786 | (84,571) | - | 527,215 |
| Total business-type activities capital assets, net | $ 131,153,593 | $ 2,480,855 | $ (102,842) | $ 133,531,606 |

A summary of changes in the capital assets of the City's discretely presented component units is contained in the following table:

**Discretely Presented Component Units:**

| | Beginning Balance | Additions | Deletions | Ending Balance |
|---|---|---|---|---|
| Capital assets, depreciable | | | | |
| Equipment | 169,345 | 23,545 | - | 192,890 |
| Library collection | 2,926,188 | 207,783 | (183,074) | 2,950,897 |
| | 3,095,533 | 231,328 | (183,074) | 3,143,787 |
| Less accumulated depreciation for: | | | | |
| Equipment | (75,928) | (15,761) | - | (91,689) |
| Library collection | (1,069,396) | (147,545) | 183,074 | (1,033,867) |
| | (1,145,324) | (163,306) | 183,074 | (1,125,556) |
| Capital assets, depreciable net | 1,950,209 | 68,022 | - | 2,018,231 |
| Discretely presented component unit capital assets, net | $ 1,950,209 | $ 68,022 | $ - | $ 2,018,231 |

## 8. Interfund Activity

Interfund transfers for the year ended October 31, 2020 were as follows:

| | Transfer to: | | | | | |
|---|---|---|---|---|---|---|
| | Major funds | | | Nonmajor funds | | |
| | General fund | Comm. Dev. Ent. Grant | Airport | Govern-mental | Enterprise | Total |
| Transfer from: | | | | | | |
| Major funds: | | | | | | |
| General fund | $ - | $ - | $ - | $ 3,367,496 | $ 170,480 | $ 3,537,976 |
| Parks/Stormwater Sales Tax | 395,908 | - | - | - | - | 395,908 |
| Transportation Sales Tax | 1,296,785 | 165,000 | 1,325,000 | - | - | 2,786,785 |
| Capital Improvement Sales Tax | 354,289 | - | - | - | - | 354,289 |
| Comm Dev Ent. Grant | 4,082 | - | - | - | - | 4,082 |
| Public Safety Sales Tax | 954,551 | - | - | - | - | 954,551 |
| Airport | 176,197 | - | - | - | - | 176,197 |
| Sanitary Sewer | 1,368,027 | - | - | - | - | 1,368,027 |
| Nonmajor funds: | | | | | | |
| Governmental | 302,294 | - | 200,000 | - | - | 502,294 |
| Enterprise | 24,805 | - | - | - | - | 24,805 |
| Internal Service Funds | 146,798 | - | - | - | - | 146,798 |
| | $ 5,023,736 | $ 165,000 | $ 1,525,000 | $ 3,367,496 | $ 170,480 | $ 10,251,712 |

Transfers are used to (1) move revenues from the fund that statute or budget requires to collect them to the fund that statute or budget requires to expend them, (2) move receipts restricted to debt service from the funds collecting the receipts to the debt service fund as debt service payments become due, and (3) use unrestricted revenues collected in the general fund to finance various programs accounted for in other funds in accordance with budgetary authorizations. Any transfers within the governmental funds or within the proprietary funds have been eliminated in the government-wide statement of activities.

Interfund receivable and payable balances as of October 31, 2020 were as follows:

| | Due to: | | |
|---|---|---|---|
| | General fund | Transportation Sales Tax Fund | Total |
| **Due from:** | | | |
| Major funds: | | | |
| Community Development | $ - | $ 100,000 | $ 100,000 |
| Infrastructure Improvements | 1,700,000 | - | 1,700,000 |
| Airport | - | 1,000,000 | 1,000,000 |
| | $ 1,700,000 | $ 1,100,000 | $ 2,800,000 |

The interfund balances receivable in the General Fund and Transportation Sales Tax Fund represent advances to various other funds for short-term cash flow needs. The majority of these funds will be repaid when grant reimbursements are received by the funds expending the amounts.

**9. Property Held for Redevelopment and Short-term Development Loans**

The JRC has acquired parcels of land in the redevelopment area in establishing a land bank. The JRC will perform any necessary re-platting or title work and will own the acquired parcels until the parcels are resold.

A summary of the changes in property held for redevelopment for the year ended October 31, 2020 is as follows:

| | Beginning Balance | Additions | Reductions | Ending Balance |
|---|---|---|---|---|
| Property Held for Redevelopment | $ 4,237,498 | $ - | $ 1,230,955 | $ 3,006,543 |

## 10. Long-Term Obligations

The following is a summary of the changes in long-term obligations for the year ended October 31, 2020:

| | Beginning of year | Additions | Deletions | End of Year | Amount Due in One Year |
|---|---|---|---|---|---|
| **Governmental activities:** | | | | | |
| Economic development bonds | $ 3,730,000 | $ - | $ 3,730,000 | $ - | $ - |
| Original issue discount | (37,298) | - | (37,298) | - | - |
| Economic development bonds, net | 3,692,702 | - | 3,692,702 | - | - |
| Developer agreements | 5,155,069 | - | 1,871,499 | 3,283,570 | 1,900,000 |
| Compensated absences* | 2,005,336 | 1,101,184 | 1,288,132 | 1,818,388 | 1,218,320 |
| Other postemployment benefits* | 1,136,208 | 202,256 | - | 1,338,464 | - |
| *Total governmental activities long-term liabilities* | $ 11,989,315 | $ 1,303,440 | $ 6,852,333 | $ 6,440,422 | $ 3,118,320 |
| **Business-type activities:** | | | | | |
| Revenue bonds | $ 28,143,600 | $ - | $ 1,772,900 | $ 26,370,700 | $ 1,815,700 |
| Other postemployment benefits | 142,596 | 11,179 | - | 153,775 | - |
| Compensated absences | 118,463 | 108,261 | 84,759 | 141,965 | 95,116 |
| *Total business-type activities long-term liabilities* | $ 28,404,659 | $ 119,440 | $ 1,857,659 | $ 26,666,440 | $ 1,910,816 |
| **Component Units:** | | | | | |
| Other postemployment benefits | $ 25,296 | $ - | $ 1,709 | $ 23,587 | $ - |
| *Total component unit long-term liabilities* | $ 25,296 | $ - | $ 1,709 | $ 23,587 | $ - |

*This liability has been typically liquidated in the General Fund in prior years

The annual payments required to retire the revenue bonds are as follows:

| | Business-type Activities | |
|---|---|---|
| | Revenue Bonds Payable | |
| | Principal | Interest |
| 2021 | $ 1,815,700 | $ 430,595 |
| 2022 | 1,859,600 | 401,041 |
| 2023 | 1,903,800 | 370,770 |
| 2024 | 1,950,100 | 339,777 |
| 2025 | 1,996,600 | 308,026 |
| 2026-2030 | 10,737,000 | 1,036,276 |
| 2031-2035 | 6,107,900 | 206,456 |
| | $ 26,370,700 | $ 3,092,941 |

**Governmental activities**

**Economic Development Bonds**

Tax Increment Financing Revenue Bonds

The Tax Increment Financing revenue bonds obligation indebtedness are recorded as a liability of the JRC to match revenue streams to the related obligations for which they have been pledged. The obligation of the City and the JRC to pay principal and interest on these bonds is limited solely to the tax increment financing (TIF) revenues generated from each project. The series 2013B bonds were redeemed in April 2020.

**Tax Increment Financing - Developer Agreements**

These agreements represent developer project costs that have been certified by the City as eligible for reimbursement from tax increment financing revenues attributable to each respective project. Under tax increment financing plans, the developer may be reimbursed up to the certified cost amount from incremental taxes during a period not to exceed 23 years. Accordingly, certified project costs in excess of amounts reimbursed to date are reflected as a long-term obligation of the Commission. Tax increment financing revenues were projected to produce sufficient funds to reimburse the developers for certified costs. These developer agreements are limited solely to the amount of tax incremental financing revenues received attributable to each respective project; any deficiencies are solely the responsibility of the developer and do not constitute a legal obligation of the Commission or of the City.

At October 31, 2020, amounts due under these agreements totaled $3,283,570 and are payable to the extent incremental taxes are available for a period not to exceed 23 years.

For the current year, total debt service payments related to the developer agreements totaled $1,871,499. Incremental revenues from the City were $1,161,542 in sales and franchise taxes. The remaining funds necessary to meet the current year debt service requirements were derived from incremental tax revenues from other taxing districts and governmental entities.

**Business-type activities**

**Series 2010 Sewer Revenue Bonds**

In 2010, the City issued its not to exceed $6,000,000 Sewage System Revenue Bonds (State of Missouri - Direct Loan Program), Series 2010. The City is participating in the State of Missouri's Direct Loan Program of the DNR and the Clean Water Commission of the State of Missouri. The 2010 revenue bonds mature through 2031 with interest at 1.48%. As eligible project costs are incurred, the City requests reimbursements from project funds held by the bond trustee. As the City receives reimbursements, the outstanding balance of the bonds increases. The City anticipates utilizing the full amount of the bonds to fund current and future projects. A debt service schedule will be established once the project is completed and the final amount of the bonds has been determined. As of October 31, 2020, the outstanding balance of the bonds was $3,782,800.

**Series 2011 Sewer Revenue Bonds**

In 2011, the City issued its not to exceed $26,000,000 Sewage System Revenue Bonds (State of Missouri - Direct Loan Program), Series 2011A. The City is participating in the State of Missouri's Direct Loan Program of the DNR and the Clean Water Commission of the State of Missouri. The 2011 revenue bonds mature through 2033 with interest at 1.70%. As eligible project costs are incurred, the City requests reimbursements from project funds held by the bond trustee. As the City receives reimbursements, the outstanding balance of the bonds increases. The City anticipates utilizing the full amount of the bonds to fund current and future projects. A debt service schedule will be established once the project is completed and the final amount of the bonds has been determined. As of October 31, 2020, the outstanding balance of the bonds was $19,600,000.

**Series 2014 Sewer Revenue Bonds**

In 2014, the City approved the issuance of not to exceed $3,282,000 Sewage System Revenue Bonds (State of Missouri - Direct Loan Program), Series 2014. The 2014 revenue bonds mature through 2035 with interest at 1.70%. The City anticipates utilizing the full amount of the bonds to fund current and future projects. A final debt service schedule will be established once the project is completed and the final amount of the bonds has been determined. As of October 31, 2020, the outstanding balance of the bonds was $2,162,300.

**Silver Creek Bonds**

In 2009, the Village of Silver Creek issued its not to exceed $1,406,800 Sewage System Revenue Bonds (State of Missouri - Direct Loan Program), Series 2009. The Village was participating in the State of Missouri's Direct Loan Program of the DNR and the Clean Water Commission of the State of Missouri. The 2009 revenue bonds mature through 2031 with interest at 1.48%. As of October 31, 2013, the City, with voter approval, consolidated with the Village of Silver Creek and, accordingly, now reports these bonds. The outstanding balance of the bonds at October 31, 2020 was $825,600.

**Conduit Debt**

The City has issued taxable industrial revenue bonds to provide financial assistance to private business for economic development. Under related agreements, the City will lease the projects to the businesses and the corresponding rental receipts shall be applied to pay the debt service on the bonds. The bonds and the interest thereon are special obligations of the City payable solely from the rental payments and shall not constitute obligations of the City. Accordingly, the bonds are not reported as liabilities in the accompanying basic financial statements. As of October 31, 2020, there are six series of taxable industrial revenue bonds outstanding, with a principal amount payable of approximately $126.3 million.

**11. Commitments**

Capital project expenditures often extend over more than one fiscal year. Estimates of each project are prepared by the City Engineer and approved by the City Council. As of October 31, 2020, the City had approximately $9.7 million in outstanding construction commitments for ongoing City capital projects.

Outstanding encumbrances at October 31, 2020 were as follows: General Fund $961,894, Parks/Stormwater Sales Tax $2,013,116, Transportation Sales Tax $734,156, Capital Improvement Sales Tax $3,424,226, Community Development $6,660, Infrastructure Improvements $387,738, Public Safety Sales Tax $14,153, Nonmajor governmental funds $41,546, Airport $373,873, and Sewer $3,238,049.

## 12. Pension Plans

### Local Government Employees Retirement System (LAGERS)

*General Information about the Pension Plan*

*Plan description.* The City's defined benefit pension plan provides certain retirement, disability and death benefits to plan members and beneficiaries. The City participates in the Missouri Local Government Employees Retirement System (LAGERS). LAGERS is an agent multiple-employer, statewide public employee pension plan established in 1967 and administered in accordance with RSMo. 70.600-70.755. As such, it is LAGERS responsibility to administer the law in accordance with the expressed intent of the General Assembly. The plan is qualified under the Internal Revenue Code Section 401(a) and is tax exempt. The responsibility for the operations and administration of LAGERS is vested in the LAGERS Board of Trustees consisting of seven persons. LAGERS issues a publicly available financial report that includes financial statements and required supplementary information. This report may be obtained by accessing the LAGERS website at www.molagers.org.

*Benefits provided.* LAGERS provides retirement, death, and disability benefits. Benefit provisions are adopted by the governing body of the employer, within the options available in the state statutes governing LAGERS. All benefits vest after 5 years of credited service. Employees who retire on or after age 60 (55 for police and fire) with 5 or more years of service are entitled to an allowance for life based upon the benefit program information provided below. Employees may retire with an early retirement benefit with a minimum of 5 years of credited service and after attaining age 55 (50 for police and fire) and receive a reduced allowance.

| | 2020 Valuation |
|---|---|
| Benefit Multiplier: | 2.00% |
| Final Average Salary: | 5 Years |
| Member Contributions: | 0% |

Benefit terms provide for annual post retirement adjustments to each member's retirement allowance subsequent to the member's retirement date. The annual adjustment is based on the increase in the Consumer Price Index and is limited to 4% per year.

*Component Unit*

The Library's employees participate in the City's pension plan. The above plan description and the plan provisions described in the following paragraphs also apply to the Library's employees. The City has estimated that the Library accounts for approximately 5.4% of the general pension activity and have allocated $42,725, $146,852, and $37,669, to the Library for the pension liability, deferred outflows, and deferred inflows, respectively. Separate schedule of changes in net pension liability, sensitivity analysis, and schedule of deferred outflows and inflows of resources are not available for the Library.

*Employees covered by benefit terms.* At June 30, 2020, the following employees were covered by the benefit terms:

| | |
|---|---|
| Inactive employees or beneficiaries currently receiving benefits | 200 |
| Inactive employees entitled to but not yet receiving benefits | 122 |
| Active employees | 294 |
| | 616 |

*Contributions.* The City is required to contribute amounts at least equal to the actuarially determined rate, as established by LAGERS. The actuarially determined rate is the estimated amount necessary to finance the cost of benefits earned by employees during the year, with an additional amount to finance an unfunded accrued liability. Full-time employees of the City do not contribute to the pension plan. The City's contribution rates are 12.5%(General), 16.4% (Police), and 19.8% (Fire) of annual covered payroll.

*Net Pension Liability.* The City's net pension liability was measured as of June 30, 2020, and the total pension liability used to calculate the net pension liability was determined by an actuarial valuation as of February 29, 2020.

*Actuarial assumptions.* The total pension liability in the February 29, 2020 actuarial valuation was determined using the following actuarial assumptions, applied to all periods included in the measurement:

| | |
|---|---|
| Inflation | 3.25 % wage inflation; 2.5% price inflation |
| Salary Increase | 3.25 % to 6.55% (General and Police) 3.25 % to 7.15 % (Fire) including wage inflation |
| Investment rate of return | 7.25 %, net of investment expenses |

The healthy retiree mortality tables, for post-retirement mortality, were the RP-2014 Health Annuitant mortality table for males and females. The disabled retiree mortality tables, for post-retirement mortality, were the RP-2014 disabled mortality table for males and females. The pre-retirement mortality tables used were the RP-2014 employees mortality table for males and females.

Both the post-retirement and pre-retirement tables were adjusted for mortality improvement back to the observation period base year of 2006. The base year for males was then established to be 2017. Mortality rate for a particular calendar year are determined by applying the MP-2015 mortality improvement scale to the above described tables.

The long-term expected rate of return on pension plan investments was determined using a model method in which the best-estimate ranges of expected future real rates of return (expected returns, net of investment expenses and inflation) are developed for each major asset class. These ranges are combined to produce the long-term expected rate of return by weighting the expected future real rates of return by the target asset allocation percentage and by adding expected inflation. The target allocation and best estimates of arithmetic real rates of return for each major asset class are summarized in the following table:

| Asset Class | Target Allocation | Long-Term Expected Real Rate of Return |
|---|---|---|
| Alpha | 15.00% | 3.67% |
| Equity | 35.00% | 4.78% |
| Fixed Income | 31.00% | 1.41% |
| Real Assets | 36.00% | 3.29% |
| Strategic Assets | 8.00% | 5.25% |
| Cash | 10.00% | 0.00% |
| Leverage | -35.00% | -0.51% |

*Discount rate.* The discount rate used to measure the total pension liability is 7.25%. The projection of cash flows used to determine the discount rate assumes that employer and employee contributions will be made at the rates agreed upon for employees and the actuarially determined rates for employers. Based on these assumptions, the pension plan's fiduciary net position was projected to be available to pay all projected future benefit payments of current active and inactive employees. Therefore, the long-term expected rate of return on pension plan investments was applied to all periods of projected benefit payment to determine the total pension liability.

*Changes in the Net Pension Liability/(Asset)*

| | Increase (Decrease) | | |
|---|---|---|---|
| | Total Pension Liability (a) | Plan Fiduciary Net Position (b) | Net Pension Liability/(Asset) (a) - (b) |
| Balances at 6/30/2019 | $ 58,552,787 | $ 61,032,736 | $ (2,479,949) |
| Changes for the year: | | | |
| Service Cost | 1,410,594 | - | 1,410,594 |
| Interest | 4,209,378 | - | 4,209,378 |
| Change in benefit terms | 37,895 | - | 37,895 |
| Difference between expected and actual experience | (107,706) | - | (107,706) |
| Contributions - employer | - | 1,616,794 | (1,616,794) |
| Contributions - employee | - | 82,106 | (82,106) |
| Net investment income | - | 793,425 | (793,425) |
| Benefit payments, including refunds | (2,412,924) | (2,412,924) | - |
| Administrative expense | - | (79,627) | 79,627 |
| Other changes | - | (15,997) | 15,997 |
| Net changes | 3,137,237 | (16,223) | 3,153,460 |
| Balances at 6/30/2020 | $ 61,690,024 | $ 61,016,513 | $ 673,511 |

*Sensitivity of the net pension liability/(asset) to changes in the discount rate.* The following presents the Net Pension Liability/(Asset) of the City, calculated using the discount rate of 7.25%, as well as what the City's Net Pension Liability/(Asset) would be using a discount rate that is 1 percentage point lower (6.25%), or one percentage point higher, (8.25%) than the current rate.

| | 1% Decrease 6.25% | Current Single Discount Rate Assumption 7.25% | 1% Increase 8.25% |
|---|---|---|---|
| Net Pension Liability/(Asset) | $ 9,172,380 | $ 673,511 | $ (6,345,092) |

*Pension Expense and Deferred Outflows of Resources and Deferred Inflows of Resources Related to Pensions*

For the year ended October 31, 2020, the City recognized pension expense of $1,486,680 ($1,523,977 (General), ($39,391) (Police) and $2,094 (Fire)). The City reported deferred outflows of resources related to pensions from the following sources:

| | Deferred Outflows of Resources | Deferred Inflows of Resources | Net Deferred Outflows of Resources |
|---|---|---|---|
| Difference in experience | $ 427,138 | $ (707,798) | $ (280,660) |
| Assumption changes | 198,538 | - | 198,538 |
| Differences in projected and actual investments returns | 1,550,543 | - | 1,550,543 |
| Contributions subsequent to the measurement date * | 781,166 | - | 781,166 |
| Total | $ 2,957,385 | $ (707,798) | $ 2,249,587 |

* The amount reported as deferred outflows of resources resulting from contributions subsequent to the measurement date will be recognized as a reduction in the Total Pension Liability for the year ending October 31, 2021.

Amounts reported as deferred outflows and inflows of resources related to pensions will be recognized in pension expense as follows:

| Year Ending June 30 | Net Deferred Outflows/Inflows of Resources |
|---|---|
| 2021 | $ (334,340) |
| 2022 | 209,613 |
| 2023 | 891,602 |
| 2024 | 704,208 |
| 2025 | (497) |
| Thereafter | (2,165) |
| Total | $ 1,468,421 |

*Payable to the Pension Plan*

At October 31, 2020, the City reported a payable of $256,987 for the outstanding amount of contributions due to the pension plan.

**Policemen's and Firemen's Pension Plan**

Plan Description

The City of Joplin Policemen's and Firemen's Pension Plan (the Plan) is a single employer defined benefit plan and covers certain full-time police officers and firefighters beginning on the date of their employment. The Plan provides retirement, disability and death benefits to Plan members and beneficiaries. The Plan issues a publicly available financial report that includes financial statements and required supplementary information. That report may be obtained from Joplin City Hall, Joplin, Missouri.

Beginning February 1, 2020, the Plan was closed to new entrants and all new eligible Police and Fire employees hired after that date will participate in the Missouri Local Government Employees Retirement System (LAGERS). Tier 2 members (members hired on or after February 1, 2009) of the Plan as of February 1, 2020, were giving an option to stay in the Plan or migrate to LAGERS. If the member chose to migrate to LAGERS, they relinquish their service credits that had accrued in the Plan but have the option to acquire their relinquished years of service credits upon vesting in LAGERS. For Tier 2 employees electing this option, their return of contributions to the Plan must be used to acquire prior service credits in LAGERS. Any shortfall in the cost of an equal number of service credits in LAGERS will be covered by a portion of the proceeds from a voter approved tax levy as described below.

In November of 2019, voters approved a ½ cent sales tax to fully fund the Plan and to raise funds to cover the transition costs to LAGERS as described above. The proceeds of the tax levy will be used to 1) fully fund the net pension liability of the Plan, which will be considered to be fully funded once it reaches 120% funded status as determined by an independent actuarial study, 2) fund a $1,000,000 per year contribution for the first two years of LAGERS, and 3) to acquire service credits for employees switching to LAGERS to replace the service credits relinquished from the Plan.

*Benefits provided.* Retirement benefits accrue to members of the Plan according to the formula prescribed by the Plan and based upon earning levels and years of service. For all members who were hired on or before January 31, 2009 (Tier 1 members), the benefits which accrue to members become 100% vested after twenty (20) years of service or upon reaching the age of sixty (60). In addition, upon retirement, such members are entitled to a lump sum distribution of all employee contributions. For all members who were hired on or after February 1, 2009 (Tier 2 members), the benefits which accrue to members become 100% vested after twenty-five (25) years of service or upon reaching the age of sixty (60). Upon retirement, the contributions of these members remain with the plan.

Retirement benefits shall be paid to participants as monthly annuity payments for their lifetime, beginning in the month in which their retirement date falls. Benefits are to be paid for a period not longer than the lives (or, if applicable, the joint life expectancies) of the participant and their beneficiary. In the event of the death of a participant, benefits are to be paid to the participant's eligible spouse, qualified child or other designated beneficiary if no eligible spouse or qualified child exists. The amount of benefits to be received is determined based upon whether the participant is actively employed or retired and whether their death was related to the performance of their duties.

*Employees covered by benefit terms.* At October 31, 2020, the following employees were covered by the benefit terms:

| | |
|---|---|
| Inactive employees or beneficiaries currently receiving benefits | 171 |
| Active employees | 57 |
| | 228 |

*Contributions.* The contribution requirements of Plan members and the City are established by and may be amended by ordinance. For the plan year 2020, the employee contribution rate was 18.08% of the current year covered payroll for all Tier 1 members and 10% for all Tier 2 members. For the plan year 2020, the City's contribution rate was 31.75% of covered payroll, which was the actuarial determined rate.

*Net Pension Liability.* The City's net pension liability was measured as of October 31, 2020, and the total pension liability used to calculate the net pension liability was determined by an actuarial valuation as of October 31, 2020.

*Actuarial assumptions.* The total pension liability in the October 31, 2020 actuarial valuation was determined using the following actuarial assumptions, applied to all periods included in the measurement:

| | |
|---|---|
| Wage Inflation | 2.50 % |
| Salary Increases | 3.00 % to 11.00 % (Police) including wage inflation |
| | 2.50 % to 11.00 % (Fire) including wage inflation |
| Investment rate of return | 6.75 % |

The standard mortality table used is the RP 2016 projected to the valuation date. There is no margin for future mortality improvements. The projection of this table is reset each year to the valuation date. 25% of active deaths are assumed to be duty related, and 75% of active deaths are assumed to be non-duty related. The disabled mortality table used in this valuation is the RP 2016 disabled table.

The long-term expected rate of return on pension plan investments was determined using a model method in which the best-estimate ranges of expected future real rates of return (expected returns, net of investment expenses and inflation) are developed for each major asset class. These ranges are combined to produce the long-term expected rate of return by weighting the expected future real rates of return by the target asset allocation percentage and by adding expected inflation. The target allocation and best estimates of arithmetic real rates of return for each major asset class are summarized in the following table:

| Asset Class | Target Allocation | Long-Term Expected Real Rate of Return |
|---|---|---|
| US Equity | 35.00% | 8.40% |
| Developed Non US Equity | 9.00% | 9.00% |
| Emerging Market Equity | 6.00% | 11.90% |
| Core Fixed Income | 30.00% | 4.00% |
| Global Fixed Income | 5.00% | 3.80% |
| Real Estate | 15.00% | 6.80% |

*Discount rate.* The discount rate used to measure the total pension liability is 6.75%. The projection of cash flows used to determine the discount rate assumes that employer and employee contributions will be made at the rates agreed upon for employees and the actuarially determined rates for employers. Based on these assumptions, the pension plan's fiduciary net position was projected to be available to pay all projected future benefit payments of current active and inactive employees. Therefore, the long-term expected rate of return on pension plan investments was applied to all periods of projected benefit payment to determine the total pension liability.

*Changes in the Net Pension Liability*

| | Increase (Decrease) | | |
|---|---|---|---|
| | Total Pension Liability (a) | Plan Fiduciary Net Position (b) | Net Pension Liability/(Asset) (a) - (b) |
| Balances at 10/31/2019 | $ 67,450,577 | $ 44,648,763 | $ 22,801,814 |
| Changes for the year: | | | |
| Service Cost | 1,215,697 | - | 1,215,697 |
| Interest | 4,346,768 | - | 4,346,768 |
| Difference between expected and actual experience | (1,223,992) | - | (1,223,992) |
| Changes of assumptions | 6,976,020 | - | 6,976,020 |
| Contributions - employer | - | 3,440,455 | (3,440,455) |
| Contributions - employee | - | 881,238 | (881,238) |
| Net investment income | - | 2,553,066 | (2,553,066) |
| Benefit payments, including refunds | (7,323,735) | (7,323,735) | - |
| Administrative expense | - | (85,420) | 85,420 |
| Net changes | 3,990,758 | (534,396) | 4,525,154 |
| Balances at 10/31/2020 | $ 71,441,335 | $ 44,114,367 | $ 27,326,968 |

*Sensitivity of the net pension liability to changes in the discount rate.* The following presents the Net Pension Liability of the City, calculated using the discount rate of 6.75%, as well as what the City's Net Pension Liability would be using a discount rate that is 1 percentage point lower (5.75%), or one percentage point higher, (7.75%) than the current rate.

| | 1% Decrease 5.75% | Current Single Discount Rate Assumption 6.75% | 1% Increase 7.75% |
|---|---|---|---|
| Net Pension Liability | $ 35,814,337 | $ 27,326,968 | $ 20,350,948 |

*Pension Expense and Deferred Outflows of Resources Related to Pension*

For the year ended October 31, 2020, the City recognized pension expense of $5,667,413, which includes $3,440,455 of contributions made by the City during the year, $2,298,196 in changes to the deferred outflows and inflows of resources and $4,525,154 due to net changes in the net pension liability. The City reported deferred outflows of resources related to pensions from the following sources:

| | Deferred Outflows of Resources | Deferred Inflows of Resources | Net Deferred Outflows of Resources |
|---|---|---|---|
| Differences in experience | $ 151,061 | $ (656,832) | $ (505,771) |
| Assumption changes | 2,996,316 | - | 2,996,316 |
| Excess investments returns | 1,065,180 | (1,660,850) | (595,670) |
| Total | $ 4,212,557 | $ (2,317,682) | $ 1,894,875 |

Amounts reported as deferred outflows of resources related to pension will be recognized in pension expense as follows:

| Year Ending October 31 | Net Deferred Outflows/Inflows of Resources |
|---|---|
| 2021 | $ 1,821,165 |
| 2022 | 324,150 |
| 2023 | (328,585) |
| 2024 | 78,145 |
| Total | $ 1,894,875 |

*Payable to the Pension Plan*

At October 31, 2020, there were no outstanding amount contributions due to the pension plan.

Summary of financial reporting of the City's pension plans:

| | LAGERS | Police & Fire | Total |
|---|---|---|---|
| Total pension expense | $ 1,486,680 | $ 5,667,413 | $ 7,154,093 |
| **Governmental activities:** | | | |
| Net pension liability | $ 483,333 | $ 27,326,968 | $ 27,810,301 |
| **Business-type activities:** | | | |
| Net pension liability | 147,453 | - | 147,453 |
| **Component Units:** | | | |
| Net pension liability | 42,725 | - | 42,725 |
| Total Net Pension Liability | $ 673,511 | $ 27,326,968 | $ 28,000,479 |
| **Governmental activities:** | | | |
| Pension related deferred outflow | $ 2,303,701 | $ 4,212,557 | $ 6,516,258 |
| **Business-type activities:** | | | |
| Pension related deferred outflow | 506,832 | - | 506,832 |
| **Component Units:** | | | |
| Pension related deferred outflow | 146,852 | - | 146,852 |
| Total deferred outflows | $ 2,957,385 | $ 4,212,557 | $ 7,169,942 |
| **Governmental activities:** | | | |
| Pension related deferred inflow | $ 540,129 | $ 2,317,682 | $ 2,857,811 |
| **Business-type activities:** | | | |
| Pension related deferred inflow | 130,000 | - | 130,000 |
| **Component Units:** | | | |
| Pension related deferred inflow | 37,669 | - | 37,669 |
| Total deferred inflows | $ 707,798 | $ 2,317,682 | $ 3,025,480 |

## 13. Post Employment Health Benefits

Plan Description

The City provides for a continuation of medical, prescription drug, hearing, vision and dental insurance benefits to employees that retire from City employment and who participate in the Missouri Local Government Employees Retirement System (LAGERS) or the City of Joplin, Missouri Policemen's and Firemen's Pension Plan. The benefits are provided through fully-insured arrangements that collectively operate as a single-employer defined benefit plan.

The City requires the retirees to pay 100% of the group plan COBRA rate. The rates being paid by retirees for benefits are typically lower than those for individual health insurance policies. (The retiree insurance is guaranteed issue; no medical questionnaire is required.) The difference between these amounts is the implicit rate subsidy, which is considered other post employment benefits (OPEB) under Governmental Accounting Standards Board Statement No. 75 (GASB Statement 75). The City's OPEB plan does not issue a separate report.

Retirees and their dependents have the same benefits as active employees. Coverage is available for up to ten years from the date of retirement. However, all retiree coverage terminates if a premium payment is not received on a timely basis.

Employees Covered by Benefit Terms

As of the February 1, 2020 actuarial valuation, the following employees were covered by the benefit terms:

| | |
|---|---|
| Inactive members or beneficiaries currently receiving benefit payments | 10 |
| Active employees | 487 |
| | 497 |

Total OPEB Liability

The City's total OPEB liability of $1,515,826 was measured as of October 31, 2020, and was determined by an actuarial valuation as of February 1, 2020.

Actuarial Assumptions

The total OPEB liability in the February 1, 2020 actuarial valuation was determined using the following actuarial assumptions and other inputs, applied to all periods included in the measurement:

| | |
|---|---|
| Salary increase | 2.5% per year |
| Discount rate | 2.31% as of the measurement date; 3.26% for the prior year |
| Healthcare cost trend rates (includes inflation) | 6.0% for 2020 fiscal year, decreasing by 0.5% for 2021 and .25% per year to an ultimate rate of 4.50% for 2025 and later years |
| Retirees' share of benefit-related costs | Retirees pay 100% of the group plan COBRA rate |

The discount rate was based on the S&P Municipal Bond 20 year High Grade and the Fidelity GO AA-20 Years indexes.

Healthy Life Mortality rates were based on the Society of Actuaries RPH-2014 tables adjusted to 2006 total dataset headcount-weighted mortality table with MP-2019 full generational improvement,

The actuarial assumptions used in the February 1, 2020 valuation were based on an experience analysis of the plan's past experience, the actuary's experience with plans of similar size, plan design, and retiree contribution level.

Change in the Total OPEB Liability

| | Total OPEB Liability |
|---|---|
| Beginning of year | $ 1,304,100 |
| Changes for the year: | |
| Service cost | 118,947 |
| Interest | 45,886 |
| Change in benefit terms | 88,087 |
| Differences between expected and actual results | (6,938) |
| Changes in assumptions and other inputs | (3,256) |
| Benefit payments, net of contributions | (31,000) |
| Net changes | 211,726 |
| End of year | $ 1,515,826 |

Total OPEB Liability to Changes in the Discount Rate

The following presents the Total OPEB Liability of the City, calculated using the discount rate of 2.31%, as well as what the City's Total OPEB Liability would be using a discount rate that is 1 percentage point lower (1.31%) or one percentage point higher (3.31%) than the current rate.

| | 1% Decrease 1.31% | Discount Rate 2.31% | 1% Increase 3.31% |
|---|---|---|---|
| Total OPEB Liability | $ 1,664,855 | $ 1,515,826 | $ 1,380,777 |

Sensitivity of the Total OPEB Liability to Changes in the Healthcare Cost Trend Rates

The following presents the Total OPEB Liability of the City, calculated using the healthcare cost trend rate of 6.0%, as well as what the City's Total OPEB Liability would be using a discount rate that is 1 percentage point lower (5.0% decreasing to 3.5%) or one percentage point higher (7.0% decreasing to 5.5% ) than the current rate.

| | 1% Decrease (5.0% decreasing to 3.5%) | Healthcare Rate (6.0 decreasing to 4.5%) | 1% Increase (7.0% decreasing to 5.5%) |
|---|---|---|---|
| Total OPEB Liability | $ 1,323,519 | $ 1,515,826 | $ 1,748,019 |

OPEB Expense and Deferred Outflows of Resources Related to OPEB

For the year ended October 31, 2020, the City recognized OPEB expense of $270,901. The City reported deferred outflows related to OPEB from the following sources:

| | Deferred Outflows of Resources | Deferred Inflows of Resources |
|---|---|---|
| Differences between expected and actual experience | $ 13,126 | $ (6,360) |
| Changes in assumptions | 163,045 | (2,985) |
| Total | $ 176,171 | $ (9,345) |

Amounts reported as deferred outflows of resources related to OPEB will be recognized as a reduction of OPEB expense as follows:

| Fiscal Year Ending | Amount |
|---|---|
| 2021 | $ 17,981 |
| 2022 | 17,981 |
| 2023 | 17,981 |
| 2024 | 17,981 |
| 2025 | 17,981 |
| 2026 and thereafter | 76,921 |
| Total | $ 166,826 |

The following table summarizes the City's OPEB reporting:

| | Total OPEB Liability | Deferred Outflows of Resources | Deferred Inflows of Resources |
|---|---|---|---|
| Governmental activities: | $ 1,338,464 | $ 155,558 | $ (8,252) |
| Business-type activities: | 153,775 | 17,872 | (948) |
| Component unit: | 23,587 | 2,741 | (145) |
| Total | $ 1,515,826 | $ 176,171 | $ (9,345) |

## 14. Risk Financing

The City is exposed to various risks of loss related to torts; theft of, damage to, and destruction of assets; errors and omissions; injuries to employees; and natural disasters. As a result, there are a number of claims and/or lawsuits to which the City is a party as a result of certain law enforcement activities, injuries and various other matters and complaints arising from the ordinary course of City activities. The City is entitled to the defense of sovereign and official immunity against tort action that provides immunity except in two areas: motor vehicles and the condition of property of governmental entities. The City's management and legal counsel anticipate that the potential claims against the City not covered by the insurance, if any, resulting from such matters would not materially affect the financial position of the City.

The City has established internal service funds to account for and finance its uninsured risks of loss. The Worker's Compensation Insurance fund provides coverage for up to a maximum of $500,000. The Liability and Property Insurance fund provides coverage for a maximum of $100,000 for each general liability claim and no aggregate amount. The Health Insurance Fund provides coverage for a maximum of $150,000 for each claim and no aggregate amount. The City purchases commercial insurance for claims in excess of coverage provided by these funds and for all other risks of loss. Settled claims have not exceeded this commercial coverage in any of the past three fiscal years.

In order to maintain this self-insured status for worker's compensation, the State of Missouri required the City to deposit $305,000 into an escrow account. At October 31, 2020, the escrow account balance is $321,490, which is reflected as restricted cash in the statement of net position.

All funds of the City participate in the self-insurance programs and make payments to the insurance fund based on estimates of the amounts needed to pay prior- and current-year claims and to establish net position sufficient for catastrophic losses. Net position at October 31, 2020, in the Health Care, Worker's Compensation, and Liability and Property Insurance funds were $3,237,795, $1,027,959, and $1,582,803, respectively. The claims liabilities in these funds at October 31, 2020, are based on the requirement that a liability for claims be reported if information prior to the issuance of the financial statements indicates that it is probable that a liability has been incurred at the date of the financial statements and the amount of loss can be reasonably estimated. Changes in claims liability in fiscal 2020 and 2019 are as follows:

| | Beginning of Year | Claims Incurred | Payments/ Adjustments | End of Year |
|---|---|---|---|---|
| **2019** | $ 1,292,700 | $ 5,704,885 | $ 5,046,132 | $ 1,951,453 |
| **2020** | 1,951,453 | 5,744,328 | 5,255,085 | 2,440,696 |

**15. Leases**

The City has entered into a land lease as the lessee. The City will use the leased land for various redevelopment projects. The lease required a prepayment of the first 20 years of rent payments which amounted to $3,164,132. For the year ended October 31, 2020, $150,011 was amortized as an expenditure. At October 31, 2020 the prepaid balance $2,119,736 was reported in the Joplin Redevelopment Corporation Fund. After 15 years, the City has an option to purchase the land at the higher of the fair value of the land at the date of purchase, or $2 million, with the remaining prepaid balance credited towards the purchase. The City intends to exercise this option and, accordingly, only the next 9 years of lease payments are shown below in the schedule of future lease expense. The prepaid rent will be amortized as lease expense in the following manner:

| Year Ended October 31: | Future Amortized Lease Expense |
|---|---|
| 2021 | $ 150,011 |
| 2022 | 150,011 |
| 2023 | 156,261 |
| 2024 | 165,012 |
| 2025 | 165,012 |
| 2026-2028 | 501,912 |
| Total | $ 1,288,219 |

Airport Grounds Lease

In 2000, the City signed lease agreements with three local businesses to lease parcels of vacant land located adjacent to the Joplin Regional Airport. Rental payments are due annually and are calculated based upon the number of square feet occupied by each lessee. In addition, each lease contract calls for set rate increases, which are scheduled to occur at specific dates at varying amounts.

Each lease is set for a term of 25 years and may be renewed, at the option of lessee, for an unlimited number of five-year terms following the initial lease term. The portion of the airport that is subject to this lease is considered an integral part of the airport's total land, which has a cost of $1,500,000. The expected future minimum lease payments due under these agreements for each of the five following years and every five-year increment thereafter are shown in the schedule shown below:

| Year Ending October 31: | Future Minimum Lease Payments |
|---|---|
| 2021 | $ 37,969 |
| 2022 | 37,969 |
| 2023 | 37,969 |
| 2024 | 43,855 |
| Total | $ 157,762 |

## 16. Fund Balance Classifications

The City classifies fund balance based on the nature of the particular net resources reported in a governmental fund and on the constraints placed on their use.

| | General | Parks/Storm Water Sales Tax | Transportation Sales Tax | Capital Improvement Sales Tax | Community Development Entitlement Grant |
|---|---|---|---|---|---|
| Nonspendable | | | | | |
| Inventories | $ 83,218 | $ - | $ 423,655 | $ - | $ - |
| Prepaids | 20,486 | - | - | - | 261 |
| Endowments | - | - | - | - | - |
| Restricted | | | | | |
| Public Works Improvements | - | - | - | 19,513,740 | - |
| Public Safety | - | - | - | - | - |
| Transportation Projects | - | 5,629,925 | 7,386,659 | - | 108,529 |
| Community Redevelopment | - | - | - | - | - |
| Waste management services | - | - | - | - | - |
| Health and Welfare | - | - | - | - | - |
| Tourism promotion | - | - | - | - | - |
| Park operations | - | - | - | - | - |
| Cemetary Maintenance | - | - | - | - | - |
| Debt Service | - | - | - | - | - |
| Assigned | | | | | |
| Community Redevelopment | 961,894 | - | - | - | - |
| Transportation Projects | - | - | - | - | - |
| Unassigned (deficit): | 15,675,773 | - | - | - | - |
| Total Fund Balance | $ 16,741,371 | $ 5,629,925 | $ 7,810,314 | $ 19,513,740 | $ 108,790 |

| | Joplin Redevelopment Corporation | Infrastructure Improvements | Public Safety Sales Tax | Police & Fire Pension Sales Tax | Nonmajor Governmental Funds | Total |
|---|---|---|---|---|---|---|
| Nonspendable | | | | | | |
| Inventories | $ - | $ - | $ - | $ - | $ 38,285 | $ 545,158 |
| Prepaids | 2,119,736 | - | - | - | 1,475 | 2,141,958 |
| Endowments | - | - | - | - | 831,208 | 831,208 |
| Restricted | | | | | | |
| Public Works Improvements | - | - | - | - | - | 19,513,740 |
| Public Safety | - | - | 9,749,483 | 2,050,811 | - | 11,800,294 |
| Transportation Projects | - | - | - | - | - | 13,125,113 |
| Community Redevelopment | - | - | - | - | 3,804,813 | 3,804,813 |
| Waste management services | - | - | - | - | 1,505,123 | 1,505,123 |
| Health and Welfare | - | - | - | - | 1,141,168 | 1,141,168 |
| Tourism promotion | - | - | - | - | 1,308,352 | 1,308,352 |
| Park operations | - | - | - | - | 124,354 | 124,354 |
| Cemetary Maintenance | - | - | - | - | 101,291 | 101,291 |
| Debt Service | - | - | - | - | 293,246 | 293,246 |
| Assigned | | | | | | |
| Community Redevelopment | 7,640,753 | - | - | - | - | 8,602,647 |
| Transportation Projects | - | - | - | - | 657,842 | 657,842 |
| Unassigned (deficit): | - | (2,090,426) | - | - | - | 13,585,347 |
| Total Fund Balance | $ 9,760,489 | $ (2,090,426) | $ 9,749,483 | $ 2,050,811 | $ 9,807,157 | $ 79,081,654 |

## 17. Subsequent Events

The City evaluated subsequent events through April 13, 2021, the date the financial statements were available to be issued. There were no subsequent events that require recognition or disclosure in the financial statements.

## Required Supplementary Information


CITY OF JOPLIN
STATE OF MISSOURI
ZINC IS KING
ADOPTED 1917

**Exhibit 12**

**City of Joplin, Missouri**
**Required Supplementary Information**
**Budgetary Comparison Schedule--General Fund**
**Year Ended October 31, 2020**

| | Budgeted Amounts | | | Variance with final budget--positive (negative) |
|---|---|---|---|---|
| | Original | Final | Actual | |
| Revenues: | | | | |
| Taxes | $ 20,059,848 | $ 20,059,848 | $ 20,842,695 | $ 782,847 |
| Intergovernmental | 795,896 | 866,095 | 1,167,853 | 301,758 |
| Licenses and permits | 1,739,000 | 1,739,000 | 1,900,294 | 161,294 |
| Charges for services | 428,264 | 428,264 | 547,977 | 119,713 |
| Fines and forfeitures | 852,000 | 852,000 | 791,901 | (60,099) |
| Interest and miscellaneous | 1,743,175 | 1,743,175 | 804,625 | (938,550) |
| Total Revenues | 25,618,183 | 25,688,382 | 26,055,345 | 366,963 |
| Expenditures: | | | | |
| General government: | | | | |
| City council | 183,098 | 228,098 | 193,928 | 34,170 |
| City manager | 752,863 | 752,863 | 703,604 | 49,259 |
| City clerk | 241,709 | 242,709 | 222,786 | 19,923 |
| Legal services | 654,238 | 654,238 | 622,022 | 32,216 |
| Human resources | 385,850 | 398,850 | 385,033 | 13,817 |
| Building regulations | 476,801 | 483,201 | 482,052 | 1,149 |
| Finance | 1,153,100 | 1,233,300 | 1,191,134 | 42,166 |
| Information systems | 1,747,625 | 1,794,375 | 1,765,730 | 28,645 |
| Municipal court | 691,526 | 691,526 | 682,118 | 9,408 |
| Total general government | 6,286,810 | 6,479,160 | 6,248,407 | 230,753 |
| Public works: | | | | |
| Public works | 2,072,971 | 2,118,294 | 1,875,372 | 242,922 |
| Neighborhood improvement | 269,910 | 271,910 | 238,932 | 32,978 |
| Total public works | 2,342,881 | 2,390,204 | 2,114,304 | 275,900 |
| Public safety: | | | | |
| Police | 10,454,490 | 10,741,625 | 10,184,277 | 557,348 |
| Fire | 7,275,682 | 7,768,798 | 6,368,328 | 1,400,470 |
| Emergency management | 171,870 | 178,170 | 171,218 | 6,952 |
| Total public safety | 17,902,042 | 18,688,593 | 16,723,823 | 1,964,770 |
| Culture and recreation | 649,815 | 649,815 | 632,611 | 17,204 |
| Total Expenditures | 27,181,548 | 28,207,772 | 25,719,145 | 2,488,627 |
| Excess of Revenues Over (Under) Expenditures | (1,563,365) | (2,519,390) | 336,200 | 2,855,590 |
| Other Financing Sources (Uses): | | | | |
| Transfers in | 3,970,741 | 3,970,741 | 5,023,736 | 1,052,995 |
| Transfers out | (3,461,980) | (3,461,980) | (3,537,976) | (75,996) |
| Insurance proceeds | 20,000 | 159,494 | 115,565 | (43,929) |
| Sale of capital assets | - | - | 24,250 | 24,250 |
| Total Other Financing Sources | 528,761 | 668,255 | 1,625,575 | 957,320 |
| Excess of Revenues and Other Sources Over (Under) Expenditures and Other Uses | $ (1,034,604) | $ (1,851,135) | 1,961,775 | $ 3,812,910 |
| Fund Balances, Beginning of Year | | | 14,779,596 | |
| Fund Balances, End of Year | | | $ 16,741,371 | |

See accompanying notes to the required supplementary information

**Exhibit 13**

**City of Joplin, Missouri**
**Required Supplementary Information**
**Budgetary Comparison Schedule--Parks / Storm Water Sales Tax Fund**
**Year Ended October 31, 2020**

| | Budgeted Amounts | | | Variance with final budget-- positive |
|---|---|---|---|---|
| | Original | Final | Actual | (negative) |
| Revenues: | | | | |
| Taxes | $ 3,672,475 | $ 3,672,475 | $ 3,673,403 | $ 928 |
| Intergovernmental | - | - | 203,889 | 203,889 |
| Total Revenues | 3,672,475 | 3,672,475 | 3,877,292 | 204,817 |
| Expenditures: | | | | |
| Highways and streets | 4,559,773 | 6,306,355 | 3,344,328 | 2,962,027 |
| Culture and recreation | 376,900 | 542,154 | 518,418 | 23,736 |
| Total Expenditures | 4,936,673 | 6,848,509 | 3,862,746 | 2,985,763 |
| Excess of Revenues Over (Under) Expenditures | (1,264,198) | (3,176,034) | 14,546 | 3,190,580 |
| Other Financing Sources (Uses): | | | | |
| Transfers out | (422,647) | (422,647) | (395,908) | 26,739 |
| Total Other Financing Sources (Uses) | (422,647) | (422,647) | (395,908) | 26,739 |
| Excess of Revenues and Other Sources Over (Under) Expenditures and Other Uses | $ (1,686,845) | $ (3,598,681) | (381,362) | $ 3,217,319 |
| Fund Balances, Beginning of Year | | | 6,011,287 | |
| Fund Balances, End of Year | | | $ 5,629,925 | |

See accompanying notes to the required supplementary information

Exhibit 14

**City of Joplin, Missouri**
**Required Supplementary Information**
**Budgetary Comparison Schedule--Transportation Sales Tax Fund**
**Year Ended October 31, 2020**

| | Budgeted Amounts | | | Variance with final budget--positive (negative) |
|---|---|---|---|---|
| | Original | Final | Actual | |
| Revenues: | | | | |
| Taxes | $ 9,369,950 | $ 9,369,950 | $ 9,353,597 | $ (16,353) |
| Intergovernmental | 806,472 | 861,778 | 1,131,150 | 269,372 |
| Charges for services | 1,008,100 | 1,008,100 | 654,856 | (353,244) |
| Interest and miscellaneous | 31,000 | 58,784 | 23,410 | (35,374) |
| Total Revenues | 11,215,522 | 11,298,612 | 11,163,013 | (135,599) |
| Expenditures: | | | | |
| Highways and streets: | | | | |
| Street maintenance | 5,844,177 | 5,959,869 | 4,655,389 | 1,304,480 |
| Street cleaning | 545,537 | 545,537 | 420,397 | 125,140 |
| Traffic control | 445,536 | 453,467 | 551,417 | (97,950) |
| Traffic signal maintenance | 173,488 | 296,676 | 289,071 | 7,605 |
| Paratransit system | 1,545,632 | 1,696,818 | 1,269,143 | 427,675 |
| Cab assistance program | 105,000 | 105,000 | 88,656 | 16,344 |
| Total Expenditures | 8,659,370 | 9,057,367 | 7,274,073 | 1,783,294 |
| Excess of Revenues Over (Under) Expenditures | 2,556,152 | 2,241,245 | 3,888,940 | 1,647,695 |
| Other Financing Sources (Uses): | | | | |
| Transfers out | (3,062,249) | (3,612,249) | (2,786,785) | 825,464 |
| Insurance proceeds | - | - | 138,490 | 138,490 |
| Sale of capital assets | - | - | 7,489 | 7,489 |
| Total Other Financing Sources (Uses) | (3,062,249) | (3,612,249) | (2,640,806) | 971,443 |
| Excess of Revenues and Other Sources Over (Under) Expenditures and Other Uses | $ (506,097) | $ (1,371,004) | 1,248,134 | $ 2,619,138 |
| Fund Balances, Beginning of Year | | | 6,562,180 | |
| Fund Balances, End of Year | | | $ 7,810,314 | |

See accompanying notes to the required supplementary information

**Exhibit 15**

**City of Joplin, Missouri**
**Required Supplementary Information**
**Budgetary Comparison Schedule--Capital Improvement Sales Tax**
**Year Ended October 31, 2020**

| | Budgeted Amounts | | | Variance with final budget--positive (negative) |
|---|---|---|---|---|
| | Original | Final | Actual | |
| Revenues: | | | | |
| Taxes | $ 5,508,713 | $ 5,508,713 | $ 5,522,550 | $ 13,837 |
| Intergovernmental | - | - | 200,000 | 200,000 |
| Interest and miscellaneous | 100,000 | 100,000 | - | (100,000) |
| Total Revenues | 5,608,713 | 5,608,713 | 5,722,550 | 113,837 |
| Expenditures: | | | | |
| Capital improvement projects | 11,606,325 | 13,757,627 | 3,804,209 | 9,953,418 |
| Total Expenditures | 11,606,325 | 13,757,627 | 3,804,209 | 9,953,418 |
| Excess of Revenues Over (Under) Expenditures | (5,997,612) | (8,148,914) | 1,918,341 | 10,067,255 |
| Other Financing Sources (Uses): | | | | |
| Transfers out | (683,325) | (683,325) | (354,289) | 329,036 |
| Total Other Financing Sources | (683,325) | (683,325) | (354,289) | 329,036 |
| Excess of Revenues and Other Sources Over (Under) Expenditures and Other Uses | $ (6,680,937) | $ (8,832,239) | 1,564,052 | $ 10,396,291 |
| Fund Balances, Beginning of Year | | | 17,949,688 | |
| Fund Balances, End of Year | | | $ 19,513,740 | |

See accompanying notes to the required supplementary information

**Exhibit 16**

**City of Joplin, Missouri**
**Required Supplementary Information**
**Budgetary Comparison Schedule-Community Development Entitlement Grant Fund**
**Year Ended October 31, 2020**

| | Budgeted Amounts | | | Variance with final budget--positive |
|---|---|---|---|---|
| | Original | Final | Actual | (negative) |
| Revenues: | | | | |
| Intergovernmental | $ 5,814,559 | $ 6,022,809 | $ 4,127,550 | $ (1,895,259) |
| Licenses and permits | 20,300 | 20,300 | 27,161 | 6,861 |
| Charges for services | 46,800 | 46,800 | 41,566 | (5,234) |
| Interest and other | - | - | 27 | 27 |
| Total Revenues | 5,881,659 | 6,089,909 | 4,196,304 | (1,893,605) |
| Expenditures: | | | | |
| Social services: | | | | |
| Community development administration | 149,046 | 149,046 | 116,755 | 32,291 |
| CDBG projects | 339,500 | 339,500 | 63,984 | 275,516 |
| Historic preservation | 43,860 | 43,860 | 24,410 | 19,450 |
| Planning and zoning | 152,460 | 152,789 | 146,793 | 5,996 |
| 2012 CDBG Special Allocation | 2,820,075 | 2,820,075 | 1,529,509 | 1,290,566 |
| CDBG - DR II Special Allocation | 1,765,957 | 1,765,957 | 411,357 | 1,354,600 |
| CDBG - CARES | - | 55,000 | 55,000 | - |
| Home Consortium | 547,300 | 547,300 | 218,275 | 329,025 |
| Grants--state | 216,601 | 408,163 | 323,823 | 84,340 |
| Total Expenditures | 6,034,799 | 6,281,690 | 2,889,906 | 3,391,784 |
| Excess of Revenues Over (Under) Expenditures | (153,140) | (191,781) | 1,306,398 | 1,498,179 |
| Other Financing Sources (Uses): | | | | |
| Transfers in | 165,000 | 165,000 | 165,000 | - |
| Transfers out | (4,082) | (4,082) | (4,082) | - |
| Total Other Financing Sources (Uses) | 160,918 | 160,918 | 160,918 | - |
| Excess of Revenues and Other Sources Over (Under) Expenditures and Other Uses | $ 7,778 | $ (30,863) | 1,467,316 | $ 1,498,179 |
| Fund Balance (deficit), Beginning of Year | | | (1,358,526) | |
| Fund Balance, End of Year | | | $ 108,790 | |

See accompanying notes to the required supplementary information

**City of Joplin, Missouri**
**Budgetary Comparison Schedule-Public Safety Sales Tax Fund**
**Year Ended October 31, 2020**

| | Budgeted Amounts | | | Variance with final budget--positive |
|---|---|---|---|---|
| | Original | Final | Actual | (negative) |
| Revenues: | | | | |
| Taxes | $ 7,344,950 | $ 7,344,950 | $ 7,359,256 | $ 14,306 |
| Intergovernmental | - | - | 10,484 | 10,484 |
| Charges for services | 23,000 | 23,000 | 8,177 | (14,823) |
| Total Revenues | 7,367,950 | 7,367,950 | 7,377,917 | 9,967 |
| Expenditures: | | | | |
| Public Safety | | | | |
| Public works | 400,000 | 400,000 | 320,764 | 79,236 |
| Police | 2,649,404 | 2,680,804 | 2,750,585 | (69,781) |
| Fire | 2,008,166 | 2,011,358 | 1,849,147 | 162,211 |
| Public safety training center | 243,536 | 343,095 | 328,961 | 14,134 |
| Total Expenditures | 5,301,106 | 5,435,257 | 5,249,457 | 185,800 |
| Excess of Revenues Over Expenditures | 2,066,844 | 1,932,693 | 2,128,460 | 195,767 |
| Other Financing Sources (Uses): | | | | |
| Transfers out | (1,823,478) | (1,823,478) | (954,551) | 868,927 |
| Total Other Financing Sources (Uses) | (1,823,478) | (1,823,478) | (954,551) | 868,927 |
| Excess of Revenues and Other Sources Over (Under) Expenditures and Other Uses | $ 243,366 | $ 109,215 | 1,173,909 | $ 1,064,694 |
| Fund Balance, Beginning of Year | | | 8,575,574 | |
| Fund Balance, End of Year | | | $ 9,749,483 | |

**Exhibit 18**

**City of Joplin, Missouri**
**Budgetary Comparison Schedule-Police & Fire Pension Sales Tax Fund**
**Year Ended October 31, 2020**

| | Budgeted Amounts | | | Variance with final budget-- positive (negative) |
|---|---|---|---|---|
| | Original | Final | Actual | |
| Revenues: | | | | |
| Taxes | $ - | $ 3,150,442 | $ 4,264,629 | $ 1,114,187 |
| Total Revenues | - | 3,150,442 | 4,264,629 | 1,114,187 |
| Expenditures: | | | | |
| Public Safety | - | 3,144,442 | 2,213,818 | 930,624 |
| Total Expenditures | - | 3,144,442 | 2,213,818 | 930,624 |
| Excess of Revenues Over (Under) Expenditures | $ - | $ 6,000 | 2,050,811 | $ 2,044,811 |
| Fund Balance, Beginning of Year | | | - | |
| Fund Balance, End of Year | | | $ 2,050,811 | |

**City of Joplin, Missouri**
**Required Supplementary Information**
**Schedule of Changes in Total OPEB Liability**
**and Related Ratios***

| | 2020 | 2019 | 2018 |
|---|---|---|---|
| **Total OPEB Liability** | | | |
| Service costs | $ 118,947 | $ 102,782 | $ 93,645 |
| Interest costs | 45,886 | 46,821 | 32,078 |
| Changes in benefit terms | 88,087 | - | - |
| Difference between actual and expected experience | (6,938) | 15,752 | - |
| Changes of assumptions | (3,256) | 64,648 | 145,561 |
| Benefit payments | (31,000) | (29,000) | (25,000) |
| Net changes in total OPEB liability | 211,726 | 201,003 | 246,284 |
| Total OPEB liability - beginning of year | 1,304,100 | 1,103,097 | 856,813 |
| Total OPEB liability - end of year | $ 1,515,826 | $ 1,304,100 | $ 1,103,097 |
| Covered employee payroll** | $ 19,566,567 | $ 18,612,509 | $ 18,612,509 |
| OPEB liability as a percentage of covered payroll | 7.75% | 7.01% | 5.93% |

* GASB 75 requires presentation of ten years. As of October 31, 2020, only three years are available.
** Covered employee payroll is annualized pay based on amounts as of January 1 in the fiscal year

**Notes to Schedule:**
No assets are accumulated in a trust that meets the criteria in paragraph 4 of GASB Statement 75

**City of Joplin, Missouri**
**Required Supplementary Information**
**Schedule of Changes in Net Pension Liability/(Asset)**
**and Related Ratios - LAGERS**

| | 2015 | 2016 | 2017 | 2018 | 2019 | 2020 |
|---|---|---|---|---|---|---|
| **Total Pension Liability** | | | | | | |
| Service Cost | $ 1,314,331 | $ 1,330,613 | $ 1,355,542 | $ 1,313,904 | $ 1,339,895 | $ 1,410,594 |
| Interest on the Total Pension Liability | 3,307,226 | 3,396,438 | 3,663,793 | 3,767,369 | 3,943,040 | 4,209,378 |
| Change in benefit terms | - | - | - | - | - | 37,895 |
| Difference between expected and actual experience | (1,612,452) | (1,466,659) | (1,447,343) | (308,477) | 732,412 | (107,706) |
| Changes of assumptions | - | 2,274,833 | - | - | - | - |
| Benefit payments | (1,726,933) | (1,848,360) | (1,871,688) | (2,383,066) | (2,341,226) | (2,412,924) |
| Net Change in Total Pension Liability | 1,282,172 | 3,686,865 | 1,700,304 | 2,389,730 | 3,674,121 | 3,137,237 |
| Total Pension Liability beginning | 45,819,595 | 47,101,767 | 50,788,632 | 52,488,936 | 54,878,666 | 58,552,787 |
| Total Pension Liability ending | $ 47,101,767 | $ 50,788,632 | $ 52,488,936 | $ 54,878,666 | $ 58,552,787 | $ 61,690,024 |
| **Plan Fiduciary Net Position** | | | | | | |
| Contributions-employer | $ 1,845,929 | $ 1,804,454 | $ 1,684,196 | $ 1,571,084 | $ 1,582,663 | $ 1,616,794 |
| Contributions-employees | - | - | - | - | 68,935 | 82,106 |
| Pension Plan Net Investment income | 899,523 | (90,943) | 5,639,019 | 6,513,503 | 3,813,695 | 793,425 |
| Benefit Payments | (1,726,933) | (1,848,360) | (1,871,688) | (2,383,066) | (2,341,226) | (2,412,924) |
| Pension Plan Administrative expense | (50,610) | (45,852) | (46,105) | (47,893) | (67,866) | (79,627) |
| Other | (1,059) | (20,204) | (73,651) | (229,415) | 105,529 | (15,997) |
| Net Change in Plan Fiduciary Net Position | 966,850 | (200,905) | 5,331,771 | 5,424,213 | 3,161,730 | (16,223) |
| Plan Fiduciary Net Position beginning | 46,349,077 | 47,315,927 | 47,115,022 | 52,446,793 | 57,871,006 | 61,032,736 |
| Plan Fiduciary Net Position ending | $ 47,315,927 | $ 47,115,022 | $ 52,446,793 | $ 57,871,006 | $ 61,032,736 | $ 61,016,513 |
| Employer Net Pension Liability (Asset) | $ (214,160) | $ 3,673,610 | $ 42,143 | $ (2,992,340) | $ (2,479,949) | $ 673,511 |
| Plan Fiduciary Net Position as a percentage of the total Pension Liability | 100.45% | 92.77% | 99.92% | 105.45% | 104.24% | 98.91% |
| Covered Payroll | $ 11,441,705 | $ 11,949,666 | $ 11,363,024 | $ 11,186,165 | $ 11,929,654 | $ 12,204,552 |
| Employer's Net Pension Asset as a percentage of covered payroll | -1.87% | 30.74% | 0.37% | -26.75% | -20.79% | 5.52% |

Note
10 years of data will be displayed once it is available. GASB statement 68 was implemented in the 2015 fiscal year.

**City of Joplin, Missouri**
**Required Supplementary Information**
**Schedule of Employer Contributions - LAGERS**

| Fiscal Year | Actuarially Determined Contribution | Contribution in Relation to Actuarially Determined Contributions | Contribution Excess (Deficiency) | Covered Payroll | Contribution as Percentage of Covered Payroll |
|---|---|---|---|---|---|
| 2011 | $ 1,127,771 | $ 1,064,533 | $ (63,238) | $ 10,539,920 | 11.30% |
| 2012 | 1,440,104 | 1,184,087 | (256,017) | 10,667,433 | 15.90% |
| 2013 | 1,550,946 | 1,330,955 | (219,991) | 10,999,620 | 16.10% |
| 2014 | 1,832,149 | 1,820,095 | (12,054) | 11,444,637 | 16.11% |
| 2015 | 1,826,168 | 1,826,168 | - | 11,781,730 | 15.50% |
| 2016 | 1,774,909 | 1,774,909 | - | 11,912,138 | 14.90% |
| 2017 | 1,553,491 | 1,553,491 | - | 11,593,219 | 13.40% |
| 2018 | 1,606,173 | 1,606,173 | - | 11,810,076 | 13.60% |
| 2019 | 1,540,289 | 1,540,289 | - | 12,128,262 | 12.70% |
| 2020 | 1,926,783 | 1,926,783 | - | 14,619,866 | 13.18% |

**Notes to Schedule of Employer Contributions**

**Valuation Date** February 29, 2020

**Notes:** The roll-forward of total pension liability from February 29, 2020 to June 30, 2020 reflects expected service cost and interest reduced by actual benefit payments.

**Methods and Assumptions used to determine contribution rates:**

**Actuarial cost method** Entry age normal and modified terminal funding

**Amortization method** A level percentage of payroll amortization method is used to amortize the Unfunded Actuarial Accrued Liability (UAAL) over a closed period of years. If the UAAL (excluding the UAAL associated with benefit changes) is negative, then this amount is amortized over the greater of (i) the remaining initial amortization period or (ii) 15 years.

**Remaining amortization period** Multiple bases from 15 to 24 years

**Asset valuation method** 5-year smoothed market; 20% corridor

**Inflation** 3.25% wage inflation; 2.5% price inflation

**Salary increases** 3.25% to 6.55% including wage inflation (General)

**Investment rate of return** 7.25%, net of investment expenses

**Retirement age** Experience-based table of rates that are specific to the type of eligibility condition.

**Mortality**

The healthy retiree mortality tables, for post-retirement mortality, were the RP-2014 Healthy Annuitant mortality table for males and females. The disabled retiree mortality tables, for post-retirement mortality, were the RP-2014 disabled mortality table for males and females. The pre-retirement mortality tables used were the RP-2014 employees mortality table for males and females.

Both the post-retirement and pre-retirement tables were adjusted for mortality improvement back to the observation period base year of 2006. The base year for males was then established to be 2017. Mortality rates for a particular calendar year are determined by applying the MP-2015 mortality improvement scale to the above described tables.

**Other Information** None

**City of Joplin, Missouri**
**Required Supplementary Information**
**Schedule of Changes in Net Pension Liability**
**and Related Ratios - Policemen's and Firemen's Pension**

| | 2014 | 2015 | 2016 | 2017 | 2018 | 2019 | 2020 (1) |
|---|---|---|---|---|---|---|---|
| **Total Pension Liability** | | | | | | | |
| Service Cost | $ 2,078,349 | $ 2,054,031 | $ 2,089,863 | $ 1,980,873 | $ 1,838,426 | $ 1,849,542 | $ 1,215,697 |
| Interest on the Total Pension Liability | 3,823,752 | 3,992,441 | 4,110,293 | 4,166,508 | 4,274,460 | 4,364,016 | 4,346,768 |
| Difference between expected and actual experience | 197,958 | - | (648,907) | 284,357 | (306,033) | 97,460 | (1,223,992) |
| Assumption changes | 56,769 | - | 60,721 | 1,708,040 | - | - | 6,976,020 |
| Benefit payments | (3,483,119) | (3,986,515) | (4,775,056) | (4,733,773) | (3,795,756) | (5,175,531) | (7,323,735) |
| Net Change in Total Pension Liability | 2,673,709 | 2,059,957 | 836,914 | 3,406,005 | 2,011,097 | 1,135,487 | 3,990,758 |
| Total Pension Liability beginning | 55,327,408 | 58,001,117 | 60,061,074 | 60,897,988 | 64,303,993 | 66,315,090 | 67,450,577 |
| Total Pension Liability ending | $ 58,001,117 | $ 60,061,074 | $ 60,897,988 | $ 64,303,993 | $ 66,315,090 | $ 67,450,577 | $ 71,441,335 |
| **Plan Fiduciary Net Position** | | | | | | | |
| Contributions-employer | $ 2,919,862 | $ 2,662,322 | $ 2,619,993 | $ 2,601,983 | $ 2,620,298 | $ 2,999,709 | $ 3,440,455 |
| Contributions-employee | 1,414,636 | 1,334,923 | 1,281,360 | 1,254,486 | 1,234,842 | 1,307,243 | 881,238 |
| Pension Plan Net Investment income | 2,100,142 | (90,411) | 1,004,989 | 4,957,308 | 763,367 | 4,678,184 | 2,553,066 |
| Benefit Payments | (3,483,119) | (3,986,515) | (4,775,056) | (4,733,773) | (3,795,756) | (5,175,531) | (7,323,735) |
| Pension Plan Administrative expense | (36,615) | (53,590) | (71,284) | (66,544) | (52,286) | (74,034) | (85,420) |
| Net Change in Plan Fiduciary Net Position | 2,914,906 | (133,271) | 60,002 | 4,013,460 | 770,465 | 3,735,571 | (534,396) |
| Plan Fiduciary Net Position beginning | 33,287,630 | 36,202,536 | 36,069,265 | 36,129,267 | 40,142,727 | 40,913,192 | 44,648,763 |
| Plan Fiduciary Net Position ending | $ 36,202,536 | $ 36,069,265 | $ 36,129,267 | $ 40,142,727 | $ 40,913,192 | $ 44,648,763 | $ 44,114,367 |
| Employer Net Pension Liability | $ 21,798,581 | $ 23,991,809 | $ 24,768,721 | $ 24,161,266 | $ 25,401,898 | $ 22,801,814 | $ 27,326,968 |
| Plan Fiduciary Net Position as a percentage of the total Pension Liability | 62.42% | 60.05% | 59.33% | 62.43% | 61.70% | 66.19% | 61.75% |
| Covered Payroll | $ 9,109,859 | $ 9,056,584 | $ 9,042,460 | $ 9,119,704 | $ 9,049,761 | $ 9,489,931 | $ 3,847,920 |
| Employer's Net Pension Asset as a percentage of covered payroll | 239.29% | 264.91% | 273.92% | 264.93% | 280.69% | 240.27% | 710.18% |

Notes

(1) - Beginning February 1, 2020, the Plan was closed to new entrants and all new eligible Police and Fire employees hired after that date will participate in the Missouri Local Government Employees Retirement System (LAGERS). Tier 2 members (members hired on or after February 1, 2009) of the Plan as of February 1, 2020, were given an option to stay in the Plan or migrate to LAGERS.
10 years of data will be displayed once it is available. GASB statement 67 was implemented in the 2014 fiscal year.

**City of Joplin, Missouri**
**Required Supplementary Information**
**Schedule of Employer Contributions - Policemen's and Firemen's Pension**

| Fiscal Year | | Actuarially Determined Contribution | Contribution in Relation to Actuarially Determined Contributions | Contribution Excess (Deficiency) | Covered Payroll | Contribution as Percentage of Covered Payroll |
|---|---|---|---|---|---|---|
| 2014 | | $ 2,919,862 | $ 2,919,862 | $ - | $ 9,109,859 | 32.05% |
| 2015 | | 2,662,322 | 2,662,322 | - | 9,056,584 | 29.40% |
| 2016 | | 2,619,993 | 2,619,993 | - | 9,042,460 | 28.97% |
| 2017 | | 2,601,983 | 2,601,983 | - | 9,119,704 | 28.53% |
| 2018 | | 2,620,298 | 2,620,298 | - | 9,049,761 | 28.95% |
| 2019 | | 2,999,709 | 2,999,709 | - | 9,489,931 | 31.61% |
| 2020 | (1) | 2,921,839 | 3,440,455 | 518,616 | 3,847,920 | 62.46% |

Note: 10 years of data will be displayed once it is available. GASB statement 67 was implemented in the 2014 fiscal year.

**Notes to Schedule of Employer Contributions**

| | |
|---|---|
| **Valuation Date** | October 31, 2020 |
| **Notes:** | Actuarially determined contribution rates are calculated as of October 31, which is 12 months prior to the beginning of the fiscal year in which contributions are reported. |

**Methods and Assumptions used to determine contribution rates:**

| | |
|---|---|
| **Actuarial cost method** | Entry Age Normal |
| **Amortization method** | Level dollar, closed |
| **Remaining amortization period** | 18 years |
| **Asset valuation method** | 5-year smoothed market; 20% corridor |
| **Inflation** | 2.50% |
| **Salary increases** | 3.0% to 11.0% including wage inflation (Police)<br>2.5% to 11.0% including wage inflation (Fire) |
| **Investment rate of return** | 6.75% |
| **Retirement age** | Experience-based table of rates that are specific to the type of eligibility condition. Active members age 60 and over are assumed to retire immediately. |
| **Mortality** | RP-2014 healthy annuitant tables adjusted for mortality improvement back to the observation period base years for men and women of 2017 and 2006 respectively. Future mortality improvement was modeled using the 2-dimensional MP-2016 mortality projection scales. 25% of active deaths are assumed to be duty related, and 75% of active deaths are assumed to be nonduty related. |

**Other Information:**

Notes

The Employer Contribution for FY Ending October 31, 2020 was determined in the October 31, 2018 actuarial valuation report.

(1) - Beginning February 1, 2020, the Plan was closed to new entrants and all new eligible Police and Fire employees hired after that date will participate in the Missouri Local Government Employees Retirement System (LAGERS). Tier 2 members (members hired on or after February 1, 2009) of the Plan as of February 1, 2020, were given an option to stay in the Plan or migrate to LAGERS.

**Legal Compliance—Budgetary Control**

Although the City is required to prepare an annual operating budget for all funds, there is no requirement to report on the budget for proprietary and similar trust funds. Therefore, the financial statements include a comparison of budget to actual only for the governmental funds. However, an annual budget is not prepared for the Joplin Redevelopment Corporation as it is a separate legal entity. Annual budgets are adopted on a basis consistent with accounting principles generally accepted in the United States of America.

The City follows these procedures in establishing the budgetary data reflected in the financial statements:

1. During the first week of May, a budget meeting is held with the City Manager and all department heads to discuss budget procedures.

2. By mid-June, preliminary budget requests are turned in to the City Manager by the department heads.

3. Approximately two weeks before the tax levy is set for the coming year, usually by mid-August, the City Manager prepares and submits to the City Council an estimate of needs for the next budget year.

4. A proposed budget is presented to the City Council by September 1. A public hearing is held regarding the budget approximately ten days after the proposed budget is presented to the City Council.

5. The City Council holds various meetings to obtain public input and reviews and makes any changes it deems necessary to the budget.

6. The budget is adopted by the City Council prior to November 1.

Amendments to the budget may be made only by the City Council by ordinance. Departments may not legally exceed their total appropriations without City Council approval. All appropriations expire at the end of the year.

The City Council approved changes to the budget during the fiscal year, these changes are reflected as the difference between the original and final columns in the budgetary comparison statements.


CITY OF JOPLIN
STATE OF MISSOURI
ZINC IS KING
ADOPTED 1917

# Combining and Individual Fund Financial Statements and Schedules


CITY OF JOPLIN
STATE OF MISSOURI
ZINC IS KING
ADOPTED 1917

## Non-Major Governmental Funds

The City's Non-Major Governmental Funds, along with a brief description of each, are as follows:

**Special Revenue Funds**

*Tourism and Convention Promotion*—to account for the operation of the Convention and Visitors Bureau. Financing is provided almost entirely by a 4% gross receipts tax on room charges at motels within the City.

*Health and Welfare*—to account for operations of health care services to low-income citizens, regulatory control of food suppliers and restaurants, and animal control functions. Financing is provided primarily by state and federal grants, a separate property tax levy of $0.0602 per $100 assessed valuation, and operating transfers from the General Fund.

*Parks and Recreation*—to account for the operation of all parks and recreation facilities and programs provided by the City. Financing is provided by transfers from the General Fund, users fees and a separate property tax levy of $0.0602 per $100 assessed valuation.

*Solid Waste Management*—to account costs associated with the City's waste management and recycling programs. Financing is provided by a separate property tax levy of $0.0602 per $100 assessed valuation and reserves developed for the purpose of monitoring the landfill.

*Economic Development Revolving*—to account for a revolving low interest economic development loan program to private companies using federally approved guidelines. The original funding source was from Urban Development Action Grants and the Community Development Block Grant Program.

**Debt Service Funds**

*Debt Service*–This fund is used to account for the accumulation of resources for the payments of principal and interest on long-term debt.

*TIF Commission*–This fund is used to account for the accumulation of resources for the payments of principal and interest on TIF projects.

**Capital Projects Funds**

*Revolving Public Improvements*—to account for construction of relatively small street and sewer improvements that are initiated at the request of property owners. These improvements are typically street paving, construction of curb and gutter, and sewer extensions. Financing is provided from assessments based on a proportionate share of front footage.

**Permanent Funds**

*Connor and Barbee Trusts*—Used to account for City endowments.

*Cemetery Trust*—to account for monies invested to provide earnings in support of cemetery maintenance.

**City of Joplin, Missouri**
**Combining Balance Sheet - Nonmajor Governmental Funds**
**October 31, 2020**

| Assets | Special Revenue Funds | Debt Service: Debt Service | Debt Service: TIF Commission | Capital Projects: Revolving Public Improvements | Permanent Funds: Connor and Barbee Trusts | Permanent Funds: Cemetery Trust | Total Nonmajor Governmental Funds |
|---|---|---|---|---|---|---|---|
| Pooled cash and investments | $ 6,413,778 | $ - | $ 15 | $ 674,092 | $ 200,000 | $ 716,561 | $ 8,004,446 |
| Receivables: | | | | | | | |
| Property and other taxes | 169,693 | - | - | - | - | - | 169,693 |
| Accounts | 272,272 | - | - | - | - | 15,938 | 288,210 |
| Intergovernmental | 484,779 | - | 320,474 | - | - | - | 805,253 |
| Special assessments | - | - | - | 200,707 | - | - | 200,707 |
| Loans | 1,570,620 | - | - | - | - | - | 1,570,620 |
| Inventory | 38,285 | - | - | - | - | - | 38,285 |
| Prepaids | 1,475 | - | - | - | - | - | 1,475 |
| Total assets | $ 8,950,902 | $ - | $ 320,489 | $ 874,799 | $ 200,000 | $ 732,499 | $ 11,078,689 |
| **Liabilities** | | | | | | | |
| Accounts payable | $ 619,586 | $ - | $ 27,243 | $ 16,250 | $ - | $ - | $ 663,079 |
| Accrued payroll and benefits | 87,577 | - | - | - | - | - | 87,577 |
| Unearned revenue | 1,529 | - | - | - | - | - | 1,529 |
| Total liabilities | 708,692 | - | 27,243 | 16,250 | - | - | 752,185 |
| **Deferred inflows of resources** | | | | | | | |
| Unavailable revenues - intergovernmental | 240,881 | - | - | - | - | - | 240,881 |
| Unavailable revenues - special assessments | - | - | - | 200,707 | - | - | 200,707 |
| Unavailable revenues - other | 77,759 | - | - | - | - | - | 77,759 |
| Total deferred inflows of resources | 318,640 | - | - | 200,707 | - | - | 519,347 |
| **Fund balances** | | | | | | | |
| Nonspendable | 39,760 | - | - | - | 200,000 | 631,208 | 870,968 |
| Restricted | 7,883,810 | - | 293,246 | - | - | 101,291 | 8,278,347 |
| Assigned | - | - | - | 657,842 | - | - | 657,842 |
| Total fund balances | 7,923,570 | - | 293,246 | 657,842 | 200,000 | 732,499 | 9,807,157 |
| Total liabilities, deferred inflows, and fund balances | $ 8,950,902 | $ - | $ 320,489 | $ 874,799 | $ 200,000 | $ 732,499 | $ 11,078,689 |

Exhibit 25

**City of Joplin, Missouri**
**Combining Statement of Revenues, Expenditures and Changes in Fund Balances - Nonmajor Governmental Funds**
**Year Ended October 31, 2020**

| | Special Revenue Funds | Debt Service | | Capital Projects | Permanent Funds | | Total Nonmajor Governmental Funds |
|---|---|---|---|---|---|---|---|
| | | Debt Service | TIF Commission | Revolving Public Improvements | Connor and Barbee Trusts | Cemetery Trust | |
| Revenues: | | | | | | | |
| Taxes | $ 2,458,387 | $ - | $ 1,161,543 | $ - | $ - | $ - | $ 3,619,930 |
| Tax increment financing | - | - | 753,086 | - | - | - | 753,086 |
| Intergovernmental | 1,162,265 | - | - | - | - | - | 1,162,265 |
| Charges for services | 3,039,165 | - | - | 12,514 | - | 16,378 | 3,068,057 |
| Interest | 20,430 | - | - | - | 2,016 | 7,006 | 29,452 |
| Other | 27,284 | - | 723 | - | - | - | 28,007 |
| Total Revenues | 6,707,531 | - | 1,915,352 | 12,514 | 2,016 | 23,384 | 8,660,797 |
| Expenditures: | | | | | | | |
| Current: | | | | | | | |
| General government | 40,295 | 1 | - | - | - | - | 40,296 |
| Public works | - | - | - | 100,874 | - | - | 100,874 |
| Environmental | 2,892,160 | - | - | - | - | - | 2,892,160 |
| Health services | 2,433,729 | - | - | - | 2,016 | - | 2,435,745 |
| Culture and recreation | 4,100,639 | - | - | - | - | - | 4,100,639 |
| Social services | - | - | 450 | - | - | - | 450 |
| Debt service: | | | | | | | |
| Principal | - | - | 1,871,499 | - | - | - | 1,871,499 |
| Interest | - | - | 4,380 | - | - | - | 4,380 |
| Total Expenditures | 9,466,823 | 1 | 1,876,329 | 100,874 | 2,016 | - | 11,446,043 |
| Excess of Revenues Over (Under) Expenditures: | (2,759,292) | (1) | 39,023 | (88,360) | - | 23,384 | (2,785,246) |
| Other Financing Sources (Uses): | | | | | | | |
| Transfers in | 3,367,496 | - | - | - | - | - | 3,367,496 |
| Transfers out | (502,294) | - | - | - | - | - | (502,294) |
| Insurance proceeds | 4,753 | - | - | - | - | - | 4,753 |
| Sale of capital assets | 35,847 | - | - | - | - | - | 35,847 |
| Total Other Financing Sources (Uses): | 2,905,802 | - | - | - | - | - | 2,905,802 |
| Net changes in fund balances | 146,510 | (1) | 39,023 | (88,360) | - | 23,384 | 120,556 |
| Fund balances, beginning of year | 7,777,060 | 1 | 254,223 | 746,202 | 200,000 | 709,115 | 9,686,601 |
| Fund balances, end of year | $ 7,923,570 | $ - | $ 293,246 | $ 657,842 | $ 200,000 | $ 732,499 | $ 9,807,157 |

**City of Joplin, Missouri**
**Combining Balance Sheet - Nonmajor Special Revenue Funds**
**October 31, 2020**

| Assets | Tourism and Convention Promotion | Health and Welfare | Parks and Recreation | Solid Waste Management | Economic Development Revolving | Total Nonmajor Special Revenue Funds |
|---|---|---|---|---|---|---|
| Pooled cash and investments | $ 1,264,893 | $ 999,219 | $ 240,274 | $ 1,675,199 | $ 2,234,193 | $ 6,413,778 |
| Receivables | | | | | | |
| Taxes | 91,934 | 26,581 | 26,581 | 24,597 | - | 169,693 |
| Accounts | 2,030 | 2,986 | 462 | 266,794 | - | 272,272 |
| Intergovernmental | 15,935 | 427,346 | 25,516 | 15,982 | - | 484,779 |
| Loans | - | - | - | - | 1,570,620 | 1,570,620 |
| Inventory | 18,168 | 12,819 | 6,400 | 898 | - | 38,285 |
| Prepaids | 1,475 | - | - | - | - | 1,475 |
| Total assets | $ 1,394,435 | $ 1,468,951 | $ 299,233 | $ 1,983,470 | $ 3,804,813 | $ 8,950,902 |
| **Liabilities** | | | | | | |
| Accounts payable | $ 58,901 | $ 41,798 | $ 85,746 | $ 433,141 | $ - | $ 619,586 |
| Accrued payroll and benefits | 6,010 | 45,731 | 31,421 | 4,415 | - | 87,577 |
| Unearned revenue | 1,529 | - | - | - | - | 1,529 |
| Total liabilities | 66,440 | 87,529 | 117,167 | 437,556 | - | 708,692 |
| **Deferred inflows of resources** | | | | | | |
| Unavailable revenues - intergovernmental | - | 200,854 | 24,731 | 15,296 | - | 240,881 |
| Unavailable revenues - other | - | 26,581 | 26,581 | 24,597 | - | 77,759 |
| Total deferred inflows of resources | - | 227,435 | 51,312 | 39,893 | - | 318,640 |
| **Fund balances** | | | | | | |
| Nonspendable | 19,643 | 12,819 | 6,400 | 898 | - | 39,760 |
| Restricted | 1,308,352 | 1,141,168 | 124,354 | 1,505,123 | 3,804,813 | 7,883,810 |
| Total fund balances | 1,327,995 | 1,153,987 | 130,754 | 1,506,021 | 3,804,813 | 7,923,570 |
| Total liabilities, deferred inflows, and fund balances | $ 1,394,435 | $ 1,468,951 | $ 299,233 | $ 1,983,470 | $ 3,804,813 | $ 8,950,902 |

**City of Joplin, Missouri**
**Combining Statement of Revenues, Expenditures and Changes in Fund Balances**
**Nonmajor Special Revenue Funds**
**Year Ended October 31, 2020**

| | Tourism and Convention Promotion | Health and Welfare | Parks and Recreation | Solid Waste Management | Economic Development Revolving | Total Nonmajor Special Revenue Funds |
|---|---|---|---|---|---|---|
| Revenues: | | | | | | |
| Taxes | $ 1,037,181 | $ 473,735 | $ 473,735 | $ 473,736 | $ - | $ 2,458,387 |
| Intergovernmental | 14,727 | 1,056,473 | 26,659 | 64,406 | - | 1,162,265 |
| Charges for services | 145 | 146,139 | 273,253 | 2,619,628 | - | 3,039,165 |
| Interest | - | 2,016 | - | - | 18,414 | 20,430 |
| Other | - | 19,754 | 7,530 | - | - | 27,284 |
| Total Revenues | 1,052,053 | 1,698,117 | 781,177 | 3,157,770 | 18,414 | 6,707,531 |
| Expenditures: | | | | | | |
| Current: | | | | | | |
| General government | - | - | - | - | 40,295 | 40,295 |
| Environmental | - | - | - | 2,892,160 | - | 2,892,160 |
| Health services | - | 2,433,729 | - | - | - | 2,433,729 |
| Culture and recreation | 978,928 | - | 3,121,711 | - | - | 4,100,639 |
| Total Expenditures | 978,928 | 2,433,729 | 3,121,711 | 2,892,160 | 40,295 | 9,466,823 |
| Excess of Revenues Over (Under) Expenditures: | 73,125 | (735,612) | (2,340,534) | 265,610 | (21,881) | (2,759,292) |
| Other Financing Sources (Uses): | | | | | | |
| Transfers in | - | 1,020,000 | 2,346,500 | - | 996 | 3,367,496 |
| Transfers out | (264,666) | (54,019) | (136,957) | (46,652) | - | (502,294) |
| Insurance proceeds | - | - | 4,753 | - | - | 4,753 |
| Sale of capital assets | - | 11,927 | 23,920 | - | - | 35,847 |
| Total Other Financing Sources (Uses): | (264,666) | 977,908 | 2,238,216 | (46,652) | 996 | 2,905,802 |
| Net changes in fund balances | (191,541) | 242,296 | (102,318) | 218,958 | (20,885) | 146,510 |
| Fund Balances, beginning of year | 1,519,536 | 911,691 | 233,072 | 1,287,063 | 3,825,698 | 7,777,060 |
| Fund Balances, end of year | $ 1,327,995 | $ 1,153,987 | $ 130,754 | $ 1,506,021 | $ 3,804,813 | $ 7,923,570 |

**City of Joplin, Missouri**

**Budgetary Comparison Schedule--Tourism and Convention Promotion Fund**

**Year Ended October 31, 2020**

| | Budgeted Amounts | | | Variance with final budget--positive (negative) |
|---|---|---|---|---|
| | Original | Final | Actual | |
| Revenues: | | | | |
| Taxes | $ 1,408,000 | $ 1,408,000 | $ 1,037,181 | $ (370,819) |
| Intergovernmental | - | - | 14,727 | 14,727 |
| Charges for services | - | - | 145 | 145 |
| Interest and other | 1,000 | 1,000 | - | (1,000) |
| Total Revenues | 1,409,000 | 1,409,000 | 1,052,053 | (356,947) |
| Expenditures: | | | | |
| Culture and recreation: | | | | |
| Administration | 640,769 | 640,769 | 501,570 | 139,199 |
| Special projects | 667,445 | 673,662 | 467,978 | 205,684 |
| Other | 11,000 | 11,000 | 9,380 | 1,620 |
| Total Expenditures | 1,319,214 | 1,325,431 | 978,928 | 346,503 |
| Excess of Revenues Over (Under) Expenditures | 89,786 | 83,569 | 73,125 | (10,444) |
| Other Financing Sources (Uses): | | | | |
| Transfers out | (64,666) | (264,666) | (264,666) | - |
| Total Other Financing Sources (Uses) | (64,666) | (264,666) | (264,666) | - |
| Excess of Revenues and Other Sources Over (Under) Expenditures and Other Uses | $ 25,120 | $ (181,097) | (191,541) | $ (10,444) |
| Fund Balance, Beginning of Year | | | 1,519,536 | |
| Fund Balance, End of Year | | | $ 1,327,995 | |

**City of Joplin, Missouri**
**Budgetary Comparison Schedule--Health and Welfare Fund**
**Year Ended October 31, 2020**

| | Budgeted Amounts | | | Variance with final budget--positive (negative) |
|---|---|---|---|---|
| | Original | Final | Actual | |
| Revenues: | | | | |
| Taxes | $ 439,700 | $ 439,700 | $ 473,735 | $ 34,035 |
| Intergovernmental | 1,021,688 | 1,021,688 | 1,056,473 | 34,785 |
| Charges for services | 135,260 | 135,260 | 146,139 | 10,879 |
| Interest and other | 23,000 | 40,500 | 21,770 | (18,730) |
| Total Revenues | 1,619,648 | 1,637,148 | 1,698,117 | 60,969 |
| Expenditures: | | | | |
| Health services: | | | | |
| Public health administration | 393,141 | 398,730 | 302,926 | 95,804 |
| WIC services | 625,025 | 625,025 | 534,601 | 90,424 |
| Environmental health | 421,344 | 438,844 | 418,442 | 20,402 |
| Medical services | 543,098 | 543,098 | 492,337 | 50,761 |
| Animal control | 473,012 | 473,012 | 486,246 | (13,234) |
| Public health preparedness | 99,764 | 99,764 | 99,196 | 568 |
| Federal Grant | - | 75,000 | 99,981 | (24,981) |
| Total Expenditures | 2,555,384 | 2,653,473 | 2,433,729 | 219,744 |
| Excess of Revenues Over (Under) Expenditures | (935,736) | (1,016,325) | (735,612) | 280,713 |
| Other Financing Sources (Uses): | | | | |
| Transfers in | 1,020,000 | 1,020,000 | 1,020,000 | - |
| Transfers out | (65,497) | (65,497) | (54,019) | 11,478 |
| Sale of capital assets | - | - | 11,927 | 11,927 |
| Total Other Financing Sources (Uses) | 954,503 | 954,503 | 977,908 | 23,405 |
| Excess of Revenues and Other Sources Over (Under) Expenditures and Other Uses | $ 18,767 | $ (61,822) | 242,296 | $ 304,118 |
| Fund Balance, Beginning of Year | | | 911,691 | |
| Fund Balance, End of Year | | | $ 1,153,987 | |

**City of Joplin, Missouri**
**Budgetary Comparison Schedule--Parks and Recreation Fund**
**Year Ended October 31, 2020**

| | Budgeted Amounts | | | Variance with final budget--positive |
|---|---|---|---|---|
| | Original | Final | Actual | (negative) |
| Revenues: | | | | |
| Taxes | $ 439,700 | $ 439,700 | $ 473,735 | $ 34,035 |
| Intergovernmental | - | - | 26,659 | 26,659 |
| Charges for services | 697,000 | 697,000 | 273,253 | (423,747) |
| Interest and other | 10,250 | 10,250 | 7,530 | (2,720) |
| Total Revenues | 1,146,950 | 1,146,950 | 781,177 | (365,773) |
| Expenditures: | | | | |
| Culture and recreation: | | | | |
| Parks administration | 259,844 | 259,844 | 259,146 | 698 |
| Pools | 556,071 | 556,071 | 328,006 | 228,065 |
| Recreation programs | 291,661 | 291,661 | 233,733 | 57,928 |
| Senior adult services | 63,540 | 63,540 | 66,092 | (2,552) |
| Memorial hall operations | 200,363 | 200,363 | 171,703 | 28,660 |
| Museum operations | 252,911 | 252,911 | 220,075 | 32,836 |
| Athletic complex | 685,467 | 710,467 | 699,130 | 11,337 |
| Stadium maintenance | 131,263 | 137,763 | 128,754 | 9,009 |
| Parks and public grounds | 1,000,290 | 1,038,040 | 1,015,072 | 22,968 |
| Total Expenditures | 3,441,410 | 3,510,660 | 3,121,711 | 388,949 |
| Excess of Revenues Over (Under) Expenditures | (2,294,460) | (2,363,710) | (2,340,534) | 23,176 |
| Other Financing Sources (Uses): | | | | |
| Transfers in | 2,346,500 | 2,346,500 | 2,346,500 | - |
| Transfers out | (143,522) | (143,522) | (136,957) | 6,565 |
| Insurance proceeds | - | - | 4,753 | 4,753 |
| Sale of capital assets | - | - | 23,920 | 23,920 |
| Total Other Financing Sources (Uses) | 2,202,978 | 2,202,978 | 2,238,216 | 35,238 |
| Excess of Revenues and Other Sources Over (Under) Expenditures and Other Uses | $ (91,482) | $ (160,732) | (102,318) | $ 58,414 |
| Fund Balance, Beginning of Year | | | 233,072 | |
| Fund Balance, End of Year | | | $ 130,754 | |

**Exhibit 31**

**City of Joplin, Missouri**
**Budgetary Comparison Schedule--Solid Waste Management Fund**
**Year Ended October 31, 2020**

| | Budgeted Amounts | | | Variance with final budget--positive (negative) |
|---|---|---|---|---|
| | Original | Final | Actual | |
| Revenues: | | | | |
| Taxes | $ 439,700 | $ 439,700 | $ 473,736 | $ 34,036 |
| Intergovernmental | 32,836 | 32,836 | 64,406 | 31,570 |
| Charges for services | 2,560,000 | 2,560,000 | 2,619,628 | 59,628 |
| Interest and other | 2,750 | 2,750 | - | (2,750) |
| Total Revenues | 3,035,286 | 3,035,286 | 3,157,770 | 122,484 |
| Expenditures: | | | | |
| Environmental: | | | | |
| Billing | 51,079 | 51,079 | 48,916 | 2,163 |
| Planning and management administration | 225,585 | 225,585 | 177,915 | 47,670 |
| Special programs | 174,500 | 174,500 | 123,023 | 51,477 |
| Trash services | 2,400,000 | 2,495,000 | 2,490,306 | 4,694 |
| Grants-state | 51,334 | 52,334 | 52,000 | 334 |
| Total Expenditures | 2,902,498 | 2,998,498 | 2,892,160 | 106,338 |
| Excess of Revenues Over (Under) Expenditures | 132,788 | 36,788 | 265,610 | 228,822 |
| Other Financing Sources (Uses): | | | | |
| Transfers out | (46,652) | (46,652) | (46,652) | - |
| Total Other Financing Sources (Uses) | (46,652) | (46,652) | (46,652) | - |
| Excess of Revenues and Other Sources Over (Under) Expenditures and Other Uses | $ 86,136 | $ (9,864) | 218,958 | $ 228,822 |
| Fund Balance, Beginning of Year | | | 1,287,063 | |
| Fund Balance, End of Year | | | $ 1,506,021 | |

**Exhibit 32**

**City of Joplin, Missouri**

**Budgetary Comparison Schedule-Economic Development Revolving Fund**

**Year Ended October 31, 2020**

| | Budgeted Amounts | | | Variance with final budget--positive |
|---|---|---|---|---|
| | Original | Final | Actual | (negative) |
| Revenues: | | | | |
| Interest and other | $ 20,000 | $ 20,000 | $ 18,414 | $ (1,586) |
| Total Revenues | 20,000 | 20,000 | 18,414 | (1,586) |
| Expenditures: | | | | |
| General government: | | | | |
| Economic development | - | 39,300 | 40,295 | (995) |
| Total Expenditures | - | 39,300 | 40,295 | (995) |
| Other Financing Sources (Uses): | | | | |
| Transfers In | - | - | 996 | 996 |
| Total Other Financing Sources (Uses) | - | - | 996 | 996 |
| Excess of Revenues Over (Under) Expenditures | $ 20,000 | $ (19,300) | (20,885) | $ (1,585) |
| Fund Balance, Beginning of Year | | | 3,825,698 | |
| Fund Balance, End of Year | | | $ 3,804,813 | |

**Exhibit 33**

**City of Joplin, Missouri**
**Budgetary Comparison Schedule-Debt Service Fund**
**Year Ended October 31, 2020**

| | Budgeted Amounts | | | Variance with final budget--positive (negative) |
|---|---|---|---|---|
| | Original | Final | Actual | |
| Revenues: | | | | |
| Rental income charges | $ - | $ - | $ - | $ - |
| Interest and other | - | - | - | - |
| Total Revenues | - | - | - | - |
| Expenditures: | | | | |
| General government | - | 1,000 | 1 | 999 |
| Total Expenditures | - | 1,000 | 1 | 999 |
| Excess of Revenues Over (Under) Expenditures | - | (1,000) | (1) | 999 |
| Other Financing Sources (Uses): | | | | |
| Transfers in | - | - | - | - |
| Total Other Financing Sources (Uses) | - | - | - | - |
| Excess of Revenues and Other Sources Over (Under) Expenditures and Other Uses | $ - | $ (1,000) | (1) | $ 999 |
| Fund Balance, Beginning of Year | | | 1 | |
| Fund Balance, End of Year | | | $ - | |

**Exhibit 34**

**City of Joplin, Missouri**
**Budgetary Comparison Schedule--TIF Commission**
**Year Ended October 31, 2020**

| | Original and Final Budget | Actual | Variance with final budget--positive (negative) |
|---|---|---|---|
| Revenues: | | | |
| Taxes | $ 1,860,000 | $ 1,914,629 | $ 54,629 |
| Interest and other | 3,000 | 723 | (2,277) |
| Total Revenues | 1,863,000 | 1,915,352 | 52,352 |
| Expenditures: | | | |
| Social Services: | | | |
| TIF projects | 13,000 | 450 | 12,550 |
| Debt Service: | | | |
| Principal | 2,100,000 | 1,871,499 | 228,501 |
| Interest | - | 4,380 | (4,380) |
| Total Expenditures | 2,113,000 | 1,876,329 | 236,671 |
| Excess of Revenues Over (Under) Expenditures | $ (250,000) | 39,023 | $ 289,023 |
| Fund Balance, Beginning of Year | | 254,223 | |
| Fund Balance, End of Year | | $ 293,246 | |

**Exhibit 35**

**City of Joplin, Missouri**
**Budgetary Comparison Schedule-Revolving Public Improvements Fund**
**Year Ended October 31, 2020**

| | Budgeted Amounts | | | Variance with final budget--positive |
|---|---|---|---|---|
| | Original | Final | Actual | (negative) |
| Revenues: | | | | |
| Charges for services | $ 70,000 | $ 70,000 | $ 12,514 | $ (57,486) |
| Total Revenues | 70,000 | 70,000 | 12,514 | (57,486) |
| Expenditures: | | | | |
| Public works: | | | | |
| Special assessment projects | 68,250 | 104,250 | 100,874 | 3,376 |
| Total Expenditures | 68,250 | 104,250 | 100,874 | 3,376 |
| Excess of Revenues Over (Under) Expenditures | 1,750 | (34,250) | (88,360) | (54,110) |
| Other Financing Sources (Uses): | | | | |
| Transfers in | - | - | - | - |
| Total Other Financing Sources (Uses) | - | - | - | - |
| Excess of Revenues and Other Sources Over (Under) Expenditures and Other Uses | $ 1,750 | $ (34,250) | (88,360) | $ (54,110) |
| Fund Balance, Beginning of Year | | | 746,202 | |
| Fund Balance, End of Year | | | $ 657,842 | |

**Exhibit 36**

**City of Joplin, Missouri**
**Budgetary Comparison Schedule-Infrastructure Improvements Fund**
**Year Ended October 31, 2020**

| | Budgeted Amounts | | | Variance with final budget--positive |
|---|---|---|---|---|
| | Original | Final | Actual | (negative) |
| Revenues: | | | | |
| Intergovernmental | $ 3,705,000 | $ 4,070,782 | $ 5,859,765 | $ 1,788,983 |
| Interest and other | - | - | 546 | 546 |
| Total Revenues | 3,705,000 | 4,070,782 | 5,860,311 | 1,789,529 |
| Expenditures: | | | | |
| Highways and streets: | | | | |
| Infrastructure projects | 3,945,000 | 6,603,880 | 6,055,872 | 548,008 |
| Total Expenditures | 3,945,000 | 6,603,880 | 6,055,872 | 548,008 |
| Excess of Revenues Over (Under) Expenditures | $ (240,000) | $ (2,533,098) | (195,561) | $ 2,337,537 |
| Fund Balance (deficit), Beginning of Year | | | (1,894,865) | |
| Fund Balance (deficit), End of Year | | | $ (2,090,426) | |

## Internal Service Funds

*Central Garage*—to account for the operation of the central garage, which performs maintenance on all City vehicles and equipment. Financing is provided from transfers to cover labor charges and charges to the respective departments for fuel and parts.

*Health Care*—to account for the payment of premiums on self-insured health insurance coverage. Financing is provided by premiums charged to employees and the employer.

*Workers' Compensation*—to account for the payment of premiums on workers' compensation insurance policies and self-insured retention on losses. Financing is provided from assessed charges to the departments based on levels of risk and history of claims paid.

*Liability and Property Insurance*—to account for the payment of premiums on liability and property insurance policies and self-insured retention on losses. Financing is provided from assessed charges to the departments based on levels of risk and history of claims paid.

*Emergency Communications*—to account for the operation of the emergency communication center, which performs emergency dispatching services for the City. Financing is provided from charges to the Police and Fire Departments for use of the dispatching services.

**City of Joplin, Missouri**
**Combining Statement of Net Position**
**Internal Service Funds**
**October 31, 2020**

| | Central Garage | Health Care | Workman's Compensation | Liability and Property Insurance | Emergency Communications | Total |
|---|---|---|---|---|---|---|
| **Assets** | | | | | | |
| Current assets: | | | | | | |
| Pooled cash and investments | $ 27,793 | $ 3,593,881 | $ 1,736,047 | $ 2,377,471 | $ 788,527 | $ 8,523,719 |
| Receivables, net: | | | | | | |
| Accounts | 15,684 | 241,694 | - | - | 30,465 | 287,843 |
| Intergovernmental | 1,697 | - | - | - | 3,257 | 4,954 |
| Inventory | 172,685 | - | - | - | 4,699 | 177,384 |
| Restricted cash and cash equivalents | - | - | 321,490 | - | - | 321,490 |
| Total current assets | 217,859 | 3,835,575 | 2,057,537 | 2,377,471 | 826,948 | 9,315,390 |
| Noncurrent assets: | | | | | | |
| Capital assets: | | | | | | |
| Being depreciated, net of depreciation | 146,542 | 19,151 | - | - | 938,335 | 1,104,028 |
| Total noncurrent assets | 146,542 | 19,151 | - | - | 938,335 | 1,104,028 |
| Total assets | 364,401 | 3,854,726 | 2,057,537 | 2,377,471 | 1,765,283 | 10,419,418 |
| **Deferred outflows of resources** | | | | | | |
| Pension related deferred outflows | 42,416 | - | 15,617 | 12,631 | 169,188 | 239,852 |
| OPEB related deferred outflows | 904 | - | - | - | 3,247 | 4,151 |
| Total deferred outflows of resources | 43,320 | - | 15,617 | 12,631 | 172,435 | 244,003 |
| **Liabilities** | | | | | | |
| Current liabilities: | | | | | | |
| Accounts payable | 11,400 | 50 | 2,250 | 7,218 | 2,166 | 23,084 |
| Accrued payroll and benefits | 5,726 | - | 2,081 | 1,666 | 25,469 | 34,942 |
| Self-insurance claims | - | 616,881 | 98,515 | - | - | 715,396 |
| Current portion of long-term debt, net | 8,158 | - | - | - | 29,984 | 38,142 |
| Total current liabilities: | 25,284 | 616,931 | 102,846 | 8,884 | 57,619 | 811,564 |
| Noncurrent liabilities: | | | | | | |
| Self-insurance claims | - | - | 933,800 | 791,500 | - | 1,725,300 |
| Long-term debt, net | 11,792 | - | - | - | 42,710 | 54,502 |
| Net pension liability | 12,340 | - | 4,543 | 3,675 | 49,222 | 69,780 |
| Total noncurrent liabilities: | 24,132 | - | 938,343 | 795,175 | 91,932 | 1,849,582 |
| Total liabilities: | 49,416 | 616,931 | 1,041,189 | 804,059 | 149,551 | 2,661,146 |
| **Deferred inflows of resources** | | | | | | |
| Pension related deferred inflows | 10,880 | - | 4,006 | 3,240 | 43,396 | 61,522 |
| OPEB related deferred inflows | 48 | - | - | - | 172 | 220 |
| Total deferred inflows of resources | 10,928 | - | 4,006 | 3,240 | 43,568 | 61,742 |
| **Net position** | | | | | | |
| Net investment in capital assets | 146,542 | 19,151 | - | - | 938,335 | 1,104,028 |
| Restricted: Pension benefits | 19,196 | - | 7,068 | 5,716 | 76,570 | 108,550 |
| Restricted: Health services | - | - | 321,490 | - | - | 321,490 |
| Unrestricted | 181,639 | 3,218,644 | 699,401 | 1,577,087 | 729,694 | 6,406,465 |
| Total net position | $ 347,377 | $ 3,237,795 | $ 1,027,959 | $ 1,582,803 | $ 1,744,599 | $ 7,940,533 |

**City of Joplin, Missouri**
**Combining Statement of Revenues, Expenses, and Changes in Fund Net Position**
**Internal Service Funds**
**For the Year Ended October 31, 2020**

| | Central Garage | Health Care | Workman's Compensation | Liability and Property Insurance | Emergency Communications | Total |
|---|---|---|---|---|---|---|
| Operating revenues: | | | | | | |
| Charges for services | $ 1,409,801 | $ 5,675,312 | $ 655,750 | $ 1,763,607 | $ 1,799,091 | $ 11,303,561 |
| Total operating revenues | 1,409,801 | 5,675,312 | 655,750 | 1,763,607 | 1,799,091 | 11,303,561 |
| Operating expenses: | | | | | | |
| Personnel services | 240,573 | - | 84,301 | 67,550 | 1,080,601 | 1,473,025 |
| Supplies | 14,559 | - | - | - | 86,864 | 101,423 |
| Contractual services | 1,061,862 | 5,636,251 | 951,879 | 1,187,886 | 268,550 | 9,106,428 |
| Depreciation | 32,296 | 7,214 | - | - | 203,879 | 243,389 |
| Total operating expenses | 1,349,290 | 5,643,465 | 1,036,180 | 1,255,436 | 1,639,894 | 10,924,265 |
| Operating income (loss) | 60,511 | 31,847 | (380,430) | 508,171 | 159,197 | 379,296 |
| Nonoperating revenues (expenses): | | | | | | |
| Intergovernmental grants | 1,697 | - | 5,013 | - | 3,257 | 9,967 |
| Insurance reimbursements and settlements | - | - | 363 | 207,476 | - | 207,839 |
| Interest income | - | - | 2,443 | - | - | 2,443 |
| Gain on sale of capital assets | 2,700 | - | - | - | - | 2,700 |
| Other income | - | 945 | - | - | - | 945 |
| Total nonoperating revenues | 4,397 | 945 | 7,819 | 207,476 | 3,257 | 223,894 |
| Income (loss) before transfers | 64,908 | 32,792 | (372,611) | 715,647 | 162,454 | 603,190 |
| Transfers out | (51,435) | - | - | - | (95,363) | (146,798) |
| Change in net position | 13,473 | 32,792 | (372,611) | 715,647 | 67,091 | 456,392 |
| Net position-beginning of year | 333,904 | 3,205,003 | 1,400,570 | 867,156 | 1,677,508 | 7,484,141 |
| Net position-end of year | $ 347,377 | $ 3,237,795 | $ 1,027,959 | $ 1,582,803 | $ 1,744,599 | $ 7,940,533 |

**City of Joplin, Missouri**
**Combining Statement of Cash Flows**
**Internal Service Funds**
**Year Ended October 31, 2020**

| | Central Garage | Health Care | Workman's Compensation | Liability and Property Insurance | Emergency Communications | Total |
|---|---|---|---|---|---|---|
| Cash Flows From Operating Activities: | | | | | | |
| Receipts from customers | $ 1,416,325 | $ 5,433,618 | $ 655,750 | $ 1,763,607 | $ 1,803,718 | $ 11,073,018 |
| Payments to suppliers | (1,097,967) | (5,414,163) | (715,241) | (949,453) | (359,712) | (8,536,536) |
| Payments to employees | (252,843) | - | (92,264) | (73,984) | (1,146,694) | (1,565,785) |
| Net Cash Provided by (Used in) Operating Activities | 65,515 | 19,455 | (151,755) | 740,170 | 297,312 | 970,697 |
| Cash Flows From Noncapital Financing Activities | | | | | | |
| Transfers out | (51,435) | - | - | - | (95,363) | (146,798) |
| Net Cash (Used in) Noncapital Financing Activities | (51,435) | - | - | - | (95,363) | (146,798) |
| Cash Flows From Investing Activities: | | | | | | |
| Interest received | - | - | 2,443 | - | - | 2,443 |
| Net Cash Provided by Investing Activities | - | - | 2,443 | - | - | 2,443 |
| Cash Provided by (Used In) Capital and Related Financing Activities: | | | | | | |
| Intergovernmental grants | 3,883 | - | 5,013 | - | - | 8,896 |
| Purchases of capital assets | (8,491) | - | - | - | (76,500) | (84,991) |
| Net Cash Provided by (Used in) Capital and Related Financing Activities | (4,608) | - | 5,013 | - | (76,500) | (76,095) |
| Net Increase (Decrease) in Cash and Cash Equivalents | 9,472 | 19,455 | (144,299) | 740,170 | 125,449 | 750,247 |
| Cash and equivalents, beginning of year | 18,321 | 3,574,426 | 2,201,836 | 1,637,301 | 663,078 | 8,094,962 |
| Cash and equivalents, end of year | $ 27,793 | $ 3,593,881 | $ 2,057,537 | $ 2,377,471 | $ 788,527 | $ 8,845,209 |
| Cash and investments reported on the Statement of Net Position: | | | | | | |
| Pooled cash and investments | $ 27,793 | $ 3,593,881 | $ 1,736,047 | $ 2,377,471 | $ 788,527 | $ 8,523,719 |
| Restricted cash and cash equivalents | - | - | 321,490 | - | - | 321,490 |
| Total Cash and Investments | $ 27,793 | $ 3,593,881 | $ 2,057,537 | $ 2,377,471 | $ 788,527 | $ 8,845,209 |
| Reconciliation of operating income to net cash provided by operating activities: | | | | | | |
| Operating Income (loss) | $ 60,511 | $ 31,847 | $ (380,430) | $ 508,171 | $ 159,197 | $ 379,296 |
| Adjustments to reconcile operating income to net cash provided by operations: | | | | | | |
| Depreciation | 32,296 | 7,214 | - | - | 203,879 | 243,389 |
| Net pension asset/liabilty | 29,513 | - | 8,785 | 7,081 | 132,039 | 177,418 |
| Deferred outflows of resources | (30,886) | - | (12,770) | (10,345) | (112,587) | (166,588) |
| Deferred inflows of resources | (9,907) | - | (1,140) | (892) | (56,907) | (68,846) |
| Non-operating income (expense) | - | 945 | 363 | 207,476 | - | 208,784 |
| Change in assets and liabilities: | | | | | | |
| Accounts receivable | 6,524 | (241,694) | - | - | 4,627 | (230,543) |
| Inventories | (2,023) | - | - | - | (1,988) | (4,011) |
| Accounts payable | (19,523) | (1,075) | 400 | (193) | (2,310) | (22,701) |
| Accrued liabilities | (990) | - | (2,838) | (2,278) | (28,638) | (34,744) |
| Insurance claims | - | 222,218 | 235,875 | 31,150 | - | 489,243 |
| Net Cash Provided by Operating Activities | $ 65,515 | $ 19,455 | $ (151,755) | $ 740,170 | $ 297,312 | $ 970,697 |

## Discretely Presented Governmental Component Unit

**Exhibit 40**

**City of Joplin, Missouri**
**Balance Sheet - Discretely Presented Governmental Component Unit**
**October 31, 2020**

| | Joplin Public Library |
|---|---|
| **Assets** | |
| Pooled cash and investments | $ 5,019,943 |
| Receivables: | |
| Taxes | 99,680 |
| Inventories and prepaids | 5,682 |
| Total Assets | $ 5,125,305 |
| | |
| **Liabilities** | |
| Accounts payable | $ 42,643 |
| Accrued payroll and benefits | 26,704 |
| Total Liabilities | 69,347 |
| | |
| **Deferred inflows of resources** | |
| Unavailable revenues | 114,348 |
| | |
| **Fund balances** | |
| Nonspendable: | 5,682 |
| Restricted: | |
| Library services | 4,935,928 |
| Total fund balances | 4,941,610 |
| | |
| Total liabilities, deferred inflows, and fund balances | $ 5,125,305 |
| | |
| Amounts reported in the government-wide statements are different because: | |
| | |
| Fund balances | $ 4,941,610 |
| | |
| Capital assets used in governmental activities are not financial resources and therefore are not reported in the fund statements | 1,955,110 |
| | |
| Certain revenues are not available to pay for current period expenditures and are therefore deferred in the fund statements | 114,348 |
| | |
| Net pension liability are not due and payable in the current period and therefore are not reported in the governmental fund statements. This amount includes $146,852 of pension related deferred outflows and $37,669 of pension related deferred inflows. | 66,458 |
| | |
| Long term liabilities are not due and payable in the current period and therefore are not reported in the funds | |
| Net OPEB obligation | (23,587) |
| Net OPEB related deferred outflows and inflows | 2,596 |
| | |
| Net position of component unit | $ 7,056,535 |

**Exhibit 41**

**City of Joplin, Missouri**
**Statement of Revenues, Expenditures and Changes in Fund Balance -**
**Discretely Presented Governmental Component Unit**
**For the Year Ended October 31, 2020**

| | Joplin Public Library |
|---|---|
| Revenues: | |
| Taxes | $ 1,788,047 |
| Intergovernmental | 261,974 |
| Charges for services | 60,472 |
| Fines and forfeitures | 2,002 |
| Interest | 73,203 |
| Miscellaneous | 105,743 |
| Total Revenues | 2,291,441 |
| | |
| Expenditures: | |
| Current: | |
| Culture and recreation | 1,939,218 |
| Total expenditures | 1,939,218 |
| | |
| Net change in fund balance | 352,223 |
| | |
| Fund balance - beginning of year | 4,589,387 |
| | |
| Fund balance - end of year | $ 4,941,610 |
| | |
| Amounts reported in the government-wide statements are different because: | |
| | |
| Change in fund balances | $ 352,223 |
| | |
| Governmental funds report capital outlays as expenditures. However, in the Statement of Activities the cost of those assets is allocated over their estimated useful lives as depreciation expense. | |
| Capital outlay costs in excess of capitalization threshold and disposals | 212,338 |
| Depreciation expense | (147,545) |
| | |
| Revenues in the Statement of Activities that do not provide current financial resources are reported as deferred revenue in the governmental funds. | 1,090 |
| | |
| Change in net pension liability, including changes of $86,703 of pension related deferred outflows and $71,039 of pension related deferred inflows. | 25,414 |
| | |
| Change in OPEB obligation, including changes of $1,041 of OPEB related deferred outflows and $145 of OPEB related deferred inflows. | 523 |
| | |
| Change in net position of discretely presented component units | $ 444,043 |


CITY OF JOPLIN
STATE OF MISSOURI
ZINC IS KING
ADOPTED 1917

# Agency Funds

**Exhibit 42**

**City of Joplin, Missouri**
**Statement of Changes in Assets and Liabilities -**
**Agency Funds**
**For the Year Ended October 31, 2020**

| | Balance October 31, 2019 | Additions | Deductions | Balance October 31, 2020 |
|---|---|---|---|---|
| **Flexible Benefit Fund** | | | | |
| Assets: | | | | |
| Cash | $ 1,434 | $ 243,470 | $ 239,880 | $ 5,024 |
| Liabilities: | | | | |
| Held for other parties | $ 1,434 | $ 243,470 | $ 239,880 | $ 5,024 |

# STATISTICAL SECTION

This part of the City of Joplin's comprehensive annual financial report presents detailed information as a context for understanding what the information in the financial statements, note disclosures, and required supplementary information indicates about the City's overall financial health.


| Contents | Table |
|---|---|
| **Financial Trends** | |
| These tables contain trend information to help the reader understand how the City's financial performance and well-being have changed over time. | **1-4** |
| **Revenue Capacity** | |
| These tables contain information to help the reader assess the City's two most significant local revenue sources: sales tax and property tax. | **5-12** |
| **Debt Capacity** | |
| These tables present information to help the reader assess the affordability of the City's current levels of outstanding debt and the City's ability to issue additional debt in the future. | **13-17** |
| **Demographic and Economic Information** | |
| These tables offer demographic and economic indicators to help the reader understand the environment within which the City's financial activities take place. | **18-19** |
| **Operating Information** | |
| These tables contain service and infrastructure data to help the reader understand how the information in the City's financial report relates to the services the City provides and the activities it performs. | **20-22** |


**Sources:** Unless otherwise noted, the information in these tables is derived from the comprehensive annual financial reports for the relevant year.


CITY OF JOPLIN
STATE OF MISSOURI
ZINC IS KING
ADOPTED 1917

**CITY OF JOPLIN, MISSOURI**
NET POSITION BY COMPONENT
LAST TEN FISCAL YEARS
(ACCRUAL BASIS OF ACCOUNTING)

| Governmental activities | 2011 | 2012 | 2013* | 2014 | 2015** | 2016 | 2017 | 2018 | 2019 | 2020 |
|---|---|---|---|---|---|---|---|---|---|---|
| Net investment in capital assets | $ 112,007,851 | 115,482,574 | 127,421,527 | 137,473,508 | 160,610,704 | 187,045,516 | 231,998,950 | 257,404,198 | 274,081,818 | 280,521,140 |
| Restricted | 23,115,022 | 25,487,697 | 21,144,372 | 37,835,266 | 43,881,964 | 46,425,851 | 34,427,712 | 39,865,202 | 50,913,612 | 53,438,803 |
| Unrestricted | 37,904,820 | 41,512,151 | 23,915,434 | 13,991,537 | (9,298,532) | (9,326,060) | (4,533,104) | 2,392,301 | (462,423) | 5,003,843 |
| Total governmental activities net position | $ 173,027,693 | 182,482,422 | 172,481,333 | 189,300,311 | 195,194,136 | 224,145,307 | 261,893,558 | 299,661,701 | 324,533,007 | 338,963,786 |
| **Business-type activities** | | | | | | | | | | |
| Net investment in capital assets | $ 58,773,142 | 62,052,524 | 61,380,617 | 65,324,261 | 76,318,216 | 85,241,306 | 94,800,455 | 94,594,801 | 103,009,993 | 105,388,006 |
| Restricted | 4,116,665 | 4,334,498 | 4,537,782 | 5,041,115 | 3,831,200 | 4,332,292 | 4,157,892 | 4,152,165 | 4,217,566 | 4,350,789 |
| Unrestricted | 4,892,461 | 1,789,851 | 3,409,915 | 2,569,341 | 4,791,291 | 6,713,453 | 8,603,479 | 11,138,219 | 12,577,569 | 17,626,585 |
| Total business-type activities net position | $ 67,782,268 | 68,176,873 | 69,328,314 | 72,934,717 | 84,940,707 | 96,287,051 | 107,561,826 | 109,885,185 | 119,805,128 | 127,365,380 |
| **Primary government** | | | | | | | | | | |
| Net investment in capital assets | $ 170,780,993 | 177,535,098 | 188,802,144 | 202,797,769 | 236,928,920 | 272,286,822 | 326,799,405 | 351,998,999 | 377,091,811 | 385,909,146 |
| Restricted | 27,231,687 | 29,822,195 | 25,682,154 | 42,876,381 | 47,713,164 | 50,758,143 | 38,585,604 | 44,017,367 | 55,131,178 | 57,789,592 |
| Unrestricted | 42,797,281 | 43,302,002 | 27,325,349 | 16,560,878 | (4,507,241) | (2,612,607) | 4,070,375 | 13,530,520 | 12,115,146 | 22,630,428 |
| Total primary government net position | $ 240,809,961 | 250,659,295 | 241,809,647 | 262,235,028 | 280,134,843 | 320,432,358 | 369,455,384 | 409,546,886 | 444,338,135 | 466,329,166 |

* - In 2013, the City implemented GASB statement 61; as a result of this, the TIF Commission component unit is now blended with the Governmental Activities
** - In 2015, the City implemented GASB statement 68; the City's unrestricted net position decreased significantly due to the addition of a net pension liability.

**CITY OF JOPLIN, MISSOURI**
CHANGES IN NET POSITION
LAST TEN FISCAL YEARS
(ACCRUAL BASIS OF ACCOUNTING)

| **Expenses** | 2011 | 2012 | 2013* | 2014 | 2015 | 2016 | 2017 | 2018 | 2019 | 2020 |
|---|---|---|---|---|---|---|---|---|---|---|
| Governmental activities: | | | | | | | | | | |
| General government | $ 7,327,504 | 6,142,546 | 7,096,946 | 6,291,540 | 4,285,037 | 6,667,127 | 6,303,023 | 7,122,664 | 7,688,065 | 8,277,976 |
| Public safety | 18,099,212 | 20,280,854 | 19,928,969 | 21,009,661 | 21,501,335 | 21,290,380 | 21,461,939 | 21,377,111 | 23,033,348 | 25,342,515 |
| Public works | 3,513,910 | 5,578,328 | 5,238,581 | 4,410,904 | 4,580,492 | 5,101,759 | 3,115,720 | 5,994,680 | 4,728,182 | 4,735,169 |
| Highways and streets | 10,279,373 | 10,892,685 | 10,641,547 | 10,409,750 | 9,552,680 | 10,141,262 | 11,107,234 | 9,937,844 | 13,078,814 | 10,805,169 |
| Environmental | 2,115,599 | 2,159,631 | 2,280,063 | 2,638,597 | 2,858,003 | 2,761,918 | 2,707,011 | 2,732,545 | 2,858,734 | 2,908,197 |
| Health services | 2,342,228 | 2,757,934 | 4,914,576 | 3,898,522 | 4,388,313 | 3,600,050 | 2,370,088 | 2,421,331 | 2,350,773 | 2,414,288 |
| Culture and recreation | 4,749,032 | 6,810,232 | 5,552,053 | 6,426,786 | 7,957,656 | 7,101,417 | 6,404,033 | 5,719,170 | 6,255,895 | 6,173,164 |
| Social services | 1,772,318 | 1,622,820 | 3,076,394 | 9,611,107 | 12,894,811 | 11,390,536 | 10,089,012 | 4,236,842 | 4,328,309 | 2,860,496 |
| Interest on long-term debt | 287,027 | 311,889 | 1,539,862 | 1,486,115 | 1,447,420 | 1,385,451 | 1,309,924 | 853,976 | 421,527 | 123,359 |
| Total governmental activities expenses | 50,486,203 | 56,556,919 | 60,268,991 | 66,182,982 | 69,465,747 | 69,439,900 | 64,867,984 | 60,396,163 | 64,743,647 | 63,640,333 |
| Business-type activities: | | | | | | | | | | |
| Airport | 2,406,838 | 2,344,311 | 2,294,599 | 2,188,751 | 2,209,854 | 2,287,471 | 2,082,793 | 2,031,215 | 3,043,468 | 2,709,255 |
| Sanitary sewer | 6,373,283 | 7,189,535 | 6,608,780 | 7,316,518 | 7,691,329 | 9,870,381 | 11,609,534 | 11,930,841 | 12,560,202 | 11,611,387 |
| Recreation | 1,153,791 | 720,683 | 762,959 | 776,329 | 740,582 | 747,193 | 699,029 | 784,730 | 857,894 | 827,259 |
| Total business-type activities expenses | 9,933,912 | 10,254,529 | 9,666,338 | 10,281,598 | 10,641,765 | 12,905,045 | 14,391,356 | 14,746,786 | 16,461,564 | 15,147,901 |
| Total primary government expenses | $ 60,420,115 | 66,811,448 | 69,935,329 | 76,464,580 | 80,107,512 | 82,344,945 | 79,259,340 | 75,142,949 | 81,205,211 | 78,788,234 |
| **Program Revenues** | | | | | | | | | | |
| Governmental activities: | | | | | | | | | | |
| Charges for services | | | | | | | | | | |
| General government | $ 2,430,276 | 3,134,158 | 2,756,978 | 2,908,776 | 3,162,048 | 2,368,169 | 2,147,164 | 2,174,523 | 1,870,143 | 1,736,708 |
| Public safety | 281,103 | 368,550 | 334,853 | 316,628 | 327,859 | 205,672 | 198,574 | 109,451 | 71,115 | 63,017 |
| Public works | 1,050,696 | 2,400,976 | 908,200 | 714,575 | 629,941 | 883,591 | 1,136,071 | 880,739 | 756,185 | 1,236,751 |
| Highways and streets | 576,587 | 798,408 | 555,107 | 540,801 | 744,951 | 1,228,445 | 814,392 | 1,031,568 | 872,436 | 667,370 |
| Environmental | 1,868,526 | 1,937,212 | 2,117,489 | 2,362,444 | 2,587,113 | 2,457,514 | 2,408,361 | 2,477,907 | 2,571,738 | 2,619,628 |
| Health services | 108,217 | 112,831 | 121,849 | 131,363 | 137,031 | 177,464 | 174,020 | 194,374 | 216,189 | 216,830 |
| Culture and recreation | 327,348 | 519,641 | 645,226 | 769,660 | 823,210 | 949,644 | 857,456 | 946,393 | 827,320 | 385,693 |
| Social Services | 36,551 | 182,288 | 171,398 | 86,411 | 46,030 | 38,496 | 42,995 | 62,796 | 62,857 | 69,450 |
| Operating grants and contributions | 10,006,729 | 9,616,016 | 11,216,119 | 14,736,102 | 20,774,242 | 15,502,386 | 12,255,089 | 6,728,744 | 7,004,853 | 6,460,835 |
| Capital grants and contributions | 719,879 | 1,298,047 | 2,310,648 | 6,943,196 | 15,619,232 | 23,519,833 | 29,576,984 | 30,549,737 | 19,433,980 | 6,072,937 |
| Total governmental activities program revenues | 17,405,912 | 20,368,127 | 21,137,867 | 29,509,956 | 44,851,657 | 47,331,214 | 49,611,106 | 45,156,232 | 33,686,816 | 19,529,219 |
| Business-type activities: | | | | | | | | | | |
| Charges for services | | | | | | | | | | |
| Airport | 601,905 | 622,846 | 621,906 | 648,243 | 739,841 | 647,820 | 737,385 | 825,226 | 906,169 | 1,223,300 |
| Sanitary sewer | 7,699,260 | 7,929,771 | 8,257,128 | 9,186,079 | 10,815,986 | 11,173,913 | 12,955,805 | 14,326,745 | 16,884,645 | 17,502,809 |
| Recreation | 1,027,727 | 1,039,560 | 945,577 | 833,257 | 476,952 | 519,976 | 530,549 | 552,206 | 512,449 | 622,233 |
| Capital grants and contributions | 693,974 | 1,354,068 | 1,594,429 | 4,781,176 | 11,884,717 | 12,667,934 | 11,884,195 | 1,440,018 | 7,614,637 | 3,187,087 |
| Total business-type activities program revenues | 10,022,866 | 10,946,245 | 11,419,040 | 15,448,755 | 23,917,496 | 25,009,643 | 26,107,934 | 17,144,195 | 25,917,900 | 22,535,429 |
| Total primary government program revenues | $ 27,428,778 | 31,314,372 | 32,556,907 | 44,958,711 | 68,769,153 | 72,340,857 | 75,719,040 | 62,300,427 | 59,604,716 | 42,064,648 |
| Net (expense)/revenue | | | | | | | | | | |
| Governmental activities | $ (33,080,291) | (36,188,792) | (39,131,124) | (36,673,026) | (24,614,090) | (22,108,686) | (15,256,878) | (15,239,931) | (31,056,831) | (44,111,114) |
| Business-type activities | 88,954 | 691,716 | 1,752,702 | 5,167,157 | 13,275,731 | 12,104,598 | 11,716,578 | 2,397,409 | 9,456,336 | 7,387,528 |
| Total primary government net expense | $ (32,991,337) | (35,497,076) | (37,378,422) | (31,505,869) | (11,338,359) | (10,004,088) | (3,540,300) | (12,842,522) | (21,600,495) | (36,723,586) |

* - In 2013, the City implemented GASB statement 61; as a result of this, the TIF Commission component unit is now blended with the Governmental Activities

Table 2

| General Revenue/Other Changes in Net Position | | 2011 | 2012 | 2013* | 2014 | 2015 | 2016 | 2017 | 2018 | 2019 | 2020 |
|---|---|---|---|---|---|---|---|---|---|---|---|
| Governmental activities: | | | | | | | | | | | |
| Property taxes | $ | 819,063 | 824,116 | 849,311 | 948,763 | 992,761 | 1,016,347 | 1,050,895 | 1,074,621 | 1,100,853 | 1,130,371 |
| Sales and motor vehicle taxes | | 33,875,180 | 34,512,788 | 34,201,351 | 35,804,327 | 37,917,422 | 38,226,403 | 39,892,126 | 40,033,992 | 42,592,947 | 48,374,619 |
| Other taxes | | 1,656,952 | 1,712,307 | 2,734,577 | 4,033,442 | 3,671,342 | 10,029,724 | 10,270,151 | 10,439,242 | 10,290,736 | 7,895,448 |
| Unrestricted investment earnings | | 314,938 | 158,669 | 158,598 | 121,746 | 192,706 | 388,952 | 510,573 | 995,083 | 1,852,566 | 776,067 |
| Gain on Impairment | | 1,887,043 | - | - | - | - | - | - | - | - | - |
| Gain on sale of capital assets | | - | - | - | 50,850 | 20,340 | 101,434 | 134,077 | 24,363 | - | 70,286 |
| Other | | 749,866 | 1,416,855 | 371,479 | 4,163,390 | 536,961 | 457,948 | 473,462 | 413,146 | 469,728 | 421,553 |
| Transfers | | 7,203,321 | 7,018,786 | 8,612,691 | 8,369,486 | 7,889,823 | 839,049 | 673,845 | 183,001 | (378,693) | (126,451) |
| Total governmental activities | | 46,506,363 | 45,643,521 | 46,928,007 | 53,492,004 | 51,221,355 | 51,059,857 | 53,005,129 | 53,163,448 | 55,928,137 | 58,541,893 |
| Business-type activities: | | | | | | | | | | | |
| Franchise taxes | | 6,929,062 | 6,407,371 | 6,577,704 | 6,649,802 | 6,389,210 | - | - | - | - | - |
| Unrestricted investment earnings | | 376,741 | 278,818 | 209,347 | 149,852 | 84,852 | 9,704 | 5,762 | 9,829 | 7,608 | 1,879 |
| Gain on sale of capital assets | | - | - | - | - | 6,403 | - | 2,597 | 2,597 | 43,250 | 27,412 |
| Other | | 23,832 | 35,486 | 7,787 | 9,078 | 7,355 | 71,091 | 223,683 | 123,642 | 34,056 | 16,982 |
| Transfers | | (7,203,321) | (7,018,786) | (8,612,691) | (8,369,486) | (7,889,823) | (839,049) | (673,845) | (183,001) | 378,693 | 126,451 |
| Total business-type activities | | 126,314 | (297,111) | (1,817,853) | (1,560,754) | (1,402,003) | (758,254) | (441,803) | (46,933) | 463,607 | 172,724 |
| Total primary government | $ | 46,632,677 | 45,346,410 | 45,110,154 | 51,931,250 | 49,819,352 | 50,301,603 | 52,563,326 | 53,116,515 | 56,391,744 | 58,714,617 |
| **Change in Net Position** | | | | | | | | | | | |
| Governmental activities | $ | 13,426,072 | 9,454,729 | 7,796,883 | 16,818,978 | 26,607,265 | 28,951,171 | 37,748,251 | 37,923,517 | 24,871,306 | 14,430,779 |
| Business-Type activities | | 215,268 | 394,605 | (65,151) | 3,606,403 | 11,873,728 | 11,346,344 | 11,274,775 | 2,350,476 | 9,919,943 | 7,560,252 |
| Total primary government | $ | 13,641,340 | 9,849,334 | 7,731,732 | 20,425,381 | 38,480,993 | 40,297,515 | 49,023,026 | 40,273,993 | 34,791,249 | 21,991,031 |

* - In 2013, the City implemented GASB statement 61; as a result of this, the TIF Commission component unit is now blended with the Governmental Activities

**CITY OF JOPLIN, MISSOURI**
FUND BALANCES OF GOVERNMENTAL FUNDS
LAST TEN FISCAL YEARS
(MODIFIED ACCRUAL BASIS OF ACCOUNTING)

| | 2011 | 2012 | 2013* | 2014 | 2015 | 2016 | 2017 | 2018 | 2019 | 2020 |
|---|---|---|---|---|---|---|---|---|---|---|
| General Fund: | | | | | | | | | | |
| Nonspendable | $ 111,236 | 143,363 | 85,815 | 82,376 | 94,099 | 119,140 | 166,692 | 107,341 | 152,741 | 103,704 |
| Committed | 1,848,176 | 1,278,945 | 1,173,052 | 1,164,471 | - | 4,093,670 | 10,560 | 704 | 12,831 | - |
| Assigned | 601,806 | 573,958 | 205,358 | 38,376 | 275,598 | 30,696 | 111,223 | 365,768 | 485,332 | 961,894 |
| Unassigned | 23,102,847 | 26,141,924 | 21,322,376 | 21,434,170 | 21,244,096 | 17,156,068 | 18,271,492 | 20,735,433 | 14,128,692 | 15,675,773 |
| Total General Fund | $ 25,664,065 | 28,138,190 | 22,786,601 | 22,719,393 | 21,613,793 | 21,399,574 | 18,559,967 | 21,209,246 | 14,779,596 | 16,741,371 |
| All other governmental funds: | | | | | | | | | | |
| Nonspendable | $ 1,167,370 | 1,093,308 | 4,212,254 | 4,242,191 | 4,168,712 | 4,062,961 | 4,050,518 | 3,744,403 | 3,665,536 | 3,414,620 |
| Restricted | 21,986,579 | 24,394,389 | 35,031,432 | 29,769,043 | 36,986,766 | 42,754,130 | 32,056,708 | 37,152,009 | 47,664,105 | 52,717,494 |
| Committed | - | 12,671 | - | 2,816,024 | 4,589,237 | 4,115,319 | 4,839,223 | 255,669 | 577,260 | - |
| Assigned | 2,621,358 | 2,879,867 | 2,837,530 | 10,929,054 | 10,260,923 | 8,762,274 | 9,752,031 | 10,107,300 | 9,805,736 | 8,298,595 |
| Unassigned | (38,927) | (437,043) | (2,271,976) | (6,297,179) | (6,652,931) | (4,669,426) | (18,625,880) | (5,614,094) | (3,830,746) | (2,090,426) |
| Total all other governmental funds | $ 25,736,380 | 27,943,192 | 39,809,240 | 41,459,133 | 49,352,707 | 55,025,258 | 32,072,600 | 45,645,287 | 57,881,891 | 62,340,283 |

* - In 2013, the City implemented GASB statement 61; as a result of this, the TIF Commission component unit is now blended with the Governmental Activities

Note: In 2011, GASB 54 was implemented, which changes the Fund Balance classifications.

Note: In 2019, the City created the Public Safety Sales Tax Fund to report the collection of the ½ -cent public safety sales tax and the associated expenditures. In prior years, this activity was included in the General Fund.

**CITY OF JOPLIN, MISSOURI**
CHANGES IN FUND BALANCES, GOVERNMENTAL FUNDS
LAST TEN FISCAL YEARS
(MODIFIED ACCRUAL BASIS OF ACCOUNTING)

| **Revenues** | 2011 | 2012 | 2013* | 2014 | 2015 | 2016 | 2017 | 2018 | 2019 | 2020 |
|---|---|---|---|---|---|---|---|---|---|---|
| Taxes (see table 5) | $ 36,376,817 | 37,048,294 | 36,739,251 | 38,521,703 | 40,802,234 | 47,425,787 | 49,242,141 | 49,395,492 | 51,871,689 | 56,942,611 |
| Intergovernmental activity taxes | - | - | 1,050,718 | 2,262,397 | 1,774,886 | 2,111,598 | 2,242,155 | 2,402,341 | 2,340,802 | 748,663 |
| Intergovernmental | 4,283,092 | 5,462,902 | 8,766,463 | 17,155,440 | 37,995,035 | 45,221,666 | 32,320,218 | 44,587,344 | 27,673,858 | 13,862,956 |
| Licenses and permits | 1,810,191 | 3,246,114 | 1,648,604 | 1,512,004 | 1,429,600 | 1,666,567 | 1,972,837 | 1,923,072 | 1,750,289 | 1,927,455 |
| Charges for services | 3,459,213 | 4,229,148 | 4,499,933 | 4,700,988 | 5,561,111 | 5,625,022 | 4,564,981 | 4,968,182 | 4,760,523 | 4,320,633 |
| Fines and forfeitures | 1,995,189 | 2,506,014 | 2,065,486 | 2,164,984 | 1,929,096 | 1,461,223 | 1,274,322 | 1,076,486 | 859,987 | 791,901 |
| Interest | 320,207 | 147,912 | 153,832 | 118,690 | 187,754 | 378,258 | 509,493 | 992,920 | 1,842,890 | 775,068 |
| Other | 720,990 | 1,395,448 | 371,479 | 4,157,176 | 426,946 | 194,804 | 200,913 | 157,178 | 235,804 | 125,522 |
| Total revenues | 48,965,699 | 54,035,832 | 55,295,766 | 70,593,382 | 90,106,662 | 104,084,925 | 92,327,060 | 105,503,015 | 91,335,842 | 79,494,809 |
| **Expenditures** | | | | | | | | | | |
| General government | 6,974,460 | 6,030,802 | 7,071,821 | 6,200,573 | 5,881,534 | 6,502,306 | 5,956,262 | 6,211,699 | 6,983,445 | 7,347,113 |
| Public safety | 19,279,398 | 22,295,864 | 25,120,079 | 22,418,295 | 23,363,975 | 22,549,626 | 25,418,829 | 21,042,583 | 22,050,983 | 24,187,098 |
| Public works | 6,087,228 | 7,302,386 | 9,008,478 | 8,484,134 | 10,526,816 | 11,951,716 | 10,736,656 | 3,514,932 | 7,233,093 | 6,019,387 |
| Highways and streets | 7,922,506 | 9,310,728 | 9,884,431 | 12,058,000 | 10,979,601 | 9,372,387 | 11,067,132 | 9,760,729 | 8,960,897 | 10,618,401 |
| Environmental | 2,127,995 | 2,162,317 | 2,302,353 | 2,632,027 | 2,856,265 | 2,750,359 | 2,699,454 | 2,729,961 | 2,863,906 | 2,892,160 |
| Health services | 2,410,738 | 2,785,105 | 4,989,715 | 3,988,302 | 4,445,722 | 3,502,256 | 2,726,458 | 2,404,086 | 2,383,533 | 2,435,745 |
| Culture and recreation | 5,940,151 | 7,358,019 | 11,153,233 | 6,317,560 | 11,651,447 | 14,268,453 | 17,323,758 | 6,634,677 | 5,997,131 | 5,251,668 |
| Social services | 1,781,086 | 1,636,645 | 3,092,929 | 9,615,837 | 12,929,382 | 11,369,382 | 9,921,650 | 4,228,810 | 4,332,575 | 2,890,356 |
| Capital Outlay | 844,507 | 383,001 | 580,496 | 2,303,477 | 8,918,701 | 13,816,462 | 21,205,753 | 27,615,445 | 16,291,693 | 6,055,872 |
| Debt service: | | | | | | | | | | |
| Principal | 275,000 | 5,005,000 | 1,886,816 | 2,236,822 | 2,378,078 | 2,350,516 | 11,039,067 | 4,852,839 | 8,901,701 | 5,601,499 |
| Interest | 207,766 | 317,740 | 1,387,618 | 1,445,655 | 1,425,448 | 1,373,374 | 1,201,894 | 830,142 | 496,328 | 122,084 |
| Total expenditures | 53,850,835 | 64,587,607 | 76,477,969 | 77,700,682 | 95,356,969 | 99,806,837 | 119,296,913 | 89,825,903 | 86,495,285 | 73,421,383 |
| Excess of revenues over/(under) expenditures | (4,885,136) | (10,551,775) | (21,182,203) | (7,107,300) | (5,250,307) | 4,278,088 | (26,969,853) | 15,677,112 | 4,840,557 | 6,073,426 |
| **Other Financing Sources (Uses)** | | | | | | | | | | |
| Transfers in | 13,040,523 | 12,806,616 | 15,848,289 | 13,545,411 | 20,435,083 | 9,620,567 | 13,273,935 | 8,378,114 | 10,714,734 | 8,556,232 |
| Transfers out | (6,696,245) | (5,640,269) | (7,127,754) | (5,035,554) | (11,400,012) | (8,747,110) | (12,450,726) | (8,051,877) | (9,901,620) | (8,535,885) |
| Issuance of debt | - | - | 18,250,000 | - | 2,000,000 | - | - | - | - | - |
| Premium on refunding bonds issued | - | - | - | - | 61,402 | - | - | - | - | - |
| Discount on debt issued | - | - | (194,788) | - | - | - | - | - | - | - |
| Refunding bonds issued | - | 4,400,000 | - | - | - | - | - | - | - | - |
| Insurance Proceeds | 377,875 | 3,642,014 | 33,737 | 119,983 | 919,197 | 61,388 | 200,049 | 188,754 | 93,713 | 258,808 |
| Sale of capital assets | 4,800 | 24,351 | 360,418 | 60,145 | 22,611 | 245,399 | 154,330 | 29,863 | 59,570 | 67,586 |
| Total other financing sources (uses) | 6,726,953 | 15,232,712 | 27,169,902 | 8,689,985 | 12,038,281 | 1,180,244 | 1,177,588 | 544,854 | 966,397 | 346,741 |
| Net change in fund balances | $ 1,841,817 | 4,680,937 | 5,987,699 | 1,582,685 | 6,787,974 | 5,458,332 | (25,792,265) | 16,221,966 | 5,806,954 | 6,420,167 |
| Debt service as a percentage of non-capital expenditures | 1.08% | 9.82% | 5.81% | 6.28% | 6.03% | 5.99% | 18.27% | 10.73% | 15.39% | 10.15% |

* - In 2013, the City implemented GASB statement 61; as a result of this, the TIF Commission component unit is now blended with the Governmental Activities

Table 5

**CITY OF JOPLIN, MISSOURI**
TAX REVENUES BY SOURCE, GOVERNMENTAL FUNDS
LAST TEN FISCAL YEARS
(MODIFIED ACCRUAL BASIS OF ACCOUNTING)

| Fiscal Year | Sales Tax | Motor Vehicle Tax | Property Tax | Franchise Tax | Cigarette Tax | Hotel/ Motel Tax | Other Taxes (a) | Total |
|---|---|---|---|---|---|---|---|---|
| 2011 | $ 32,147,243 | $ 1,727,937 | $ 844,685 | $ - | $ 289,131 | $ 1,197,064 | $ 170,757 | $ 36,376,817 |
| 2012 | 32,720,597 | 1,792,191 | 823,198 | - | 288,984 | 1,228,221 | 195,103 | 37,048,294 |
| 2013 | 32,377,023 | 1,824,328 | 837,023 | 32,262 | 278,178 | 1,191,120 | 199,317 | 36,739,251 |
| 2014 | 33,885,209 | 1,919,118 | 946,331 | 15,398 | 258,494 | 1,268,376 | 228,777 | 38,521,703 |
| 2015 | 35,927,819 | 1,989,603 | 988,356 | 110,286 | 251,273 | 1,291,003 | 243,894 | 40,802,234 |
| 2016 | 36,223,390 | 2,003,013 | 1,016,091 | 6,306,123 (b) | 246,911 | 1,365,092 | 265,167 | 47,425,787 |
| 2017 | 37,844,322 | 2,047,804 | 1,049,535 | 6,388,739 | 239,534 | 1,399,723 | 272,484 | 49,242,141 |
| 2018 | 37,985,540 | 2,048,452 | 1,070,439 | 6,397,315 | 236,990 | 1,402,596 | 254,160 | 49,395,492 |
| 2019 | 40,531,060 | 2,061,887 | 1,097,640 | 6,307,526 | 237,182 | 1,405,226 | 231,168 | 51,871,689 |
| 2020 | 46,384,158 (c) | 1,990,461 | 1,126,844 | 5,868,522 | 241,082 | 1,037,181 | 294,363 | 56,942,611 |
| % Change from base year | 44.29% | 15.19% | 33.40% | 0.00% | -16.62% | -13.36% | 72.39% | 56.54% |

Notes:
(a) Other Taxes - amounts for Commercial Surtax under Property Tax.
(b) Franchise taxes reported in Business-type activities prior to fiscal year 2016.
(c) Voters passed new ½-cent General Sales Tax effective 4/1/2020 dedicated to closing and funding the Policemen's and Firemen's Pension Plan.

**CITY OF JOPLIN, MISSOURI**
TOTAL CITY TAXABLE SALES BY CATEGORY
LAST TEN CALENDAR YEARS
(IN THOUSANDS OF DOLLARS)

| Sales by Retail Category: | 2010 | 2011 | 2012 | 2013 | 2014 | 2015 | 2016 |
|---|---|---|---|---|---|---|---|
| General merchandise | $ 323,815 | $ 305,741 | $ 320,397 | $ 319,255 | $ 334,757 | $ 350,683 | $ 356,389 |
| Eating and drinking places | 142,559 | 149,547 | 156,295 | 157,106 | 164,482 | 165,665 | 168,163 |
| Home furnishings & appliances | 48,747 | 51,343 | 55,785 | 48,036 | 53,131 | 55,347 | 54,901 |
| Food stores | 76,328 | 79,008 | 81,546 | 84,139 | 95,275 | 96,189 | 96,155 |
| Wholesale - durable goods | 24,504 | 38,148 | 43,287 | 41,852 | 40,539 | 37,222 | 39,878 |
| Apparel & accessory stores | 51,381 | 53,552 | 54,050 | 50,370 | 53,142 | 53,820 | 49,149 |
| Hardware stores | 67,210 | 104,011 | 94,546 | 78,760 | 82,945 | 85,628 | 89,961 |
| Utilities | 38,120 | 32,531 | 22,678 | 20,623 | 23,297 | 21,954 | 22,132 |
| Auto dealers and supplies | 28,285 | 31,645 | 28,876 | 26,567 | 28,773 | 29,812 | 32,384 |
| Miscellaneous services | 16,734 | 19,353 | 21,592 | 18,407 | 22,346 | 23,310 | 21,219 |
| Hotels and motels | 21,407 | 21,536 | 21,392 | 19,928 | 22,447 | 25,274 | 24,735 |
| Automotive repair & rentals | 15,462 | 19,074 | 18,599 | 19,042 | 22,518 | 24,123 | 23,337 |
| Business services | 16,540 | 19,474 | 17,559 | 14,748 | 18,266 | 23,177 | 21,682 |
| Other retail | 126,948 | 116,988 | 139,668 | 129,037 | 132,335 | 136,987 | 145,740 |
| All other outlets | 179,587 | 214,240 | 225,220 | 212,778 | 233,379 | 233,636 | 249,516 |
| Total | $ 1,177,627 | $ 1,256,191 | $ 1,301,490 | $ 1,240,648 | $ 1,327,632 | $ 1,362,827 | $ 1,395,341 |

| Sales by Retail Category: | 2017 | 2018 | 2019 |
|---|---|---|---|
| Electric Power Distribution | $ - | $ 60,956 | $ - |
| Natural Gas Distribution | - | 5,020 | - |
| Instrument Manufacturing for Measuring & Testing Electricity | - | 7,667 | - |
| Plumbing & Heating Equipment & Supplies | - | - | 7,887 |
| Wholesale Trade Agents & Brokers | 6,071 | 7,312 | 8,209 |
| New Car Dealers | 12,927 | 11,561 | 10,998 |
| Automotive Parts & Accessories Stores | 7,981 | 8,266 | 9,818 |
| Tire Dealers | 8,381 | 8,901 | 10,364 |
| Furniture Stores | 18,085 | 17,384 | 18,461 |
| Floor Covering Stores | - | - | 6,532 |
| All Other Home Furnishing Stores | 6,434 | 6,324 | 5,956 |
| Home Centers | 84,219 | 84,780 | 92,232 |
| Hardware Stores | 8,710 | 8,670 | 9,172 |
| Other Building Material Dealers | 22,304 | 24,430 | 25,637 |
| Supermarket & Other Grocery (except Convenience) Stores | 8,329 | 40,938 | 36,360 |
| Beer, Wine & Liquor Stores | 10,241 | 9,775 | 11,257 |
| Cosmetics, Beauty Supplies & Perfume Stores | 5,971 | 6,154 | 6,497 |
| Gasoline Stations with Convenience Stores | 47,599 | 49,380 | 52,714 |
| Other Gasoline Station | - | - | 20,934 |
| Women's Clothing Stores | 5,201 | - | - |
| Family Clothing Stores | 12,421 | 13,525 | 13,538 |
| Other Clothing Stores | 10,424 | 9,876 | 9,295 |
| Shoe Stores | 10,445 | 10,538 | 10,850 |
| Jewelry Stores | 6,997 | 6,212 | 6,736 |
| Sporting Good Stores | 28,151 | 28,296 | 26,836 |
| Hobby, Toy & Game Stores | 19,482 | 16,990 | 13,261 |
| Department Stores (except Discount Department Stores) | - | - | 5,447 |
| Discount Department Stores | 43,710 | 48,811 | 51,215 |
| Department Stores | - | 265,713 | - |
| All Other General Merchandise Stores | 54,710 | 77,305 | 96,680 |
| Gift, Novelty & Souvenir Stores | 6,172 | 5,669 | 5,282 |
| All Other Miscellaneous Stores Retailers (except Tobacco Stores) | 9,651 | 12,671 | 13,169 |
| Electronic Shopping & Mail Order Houses | - | - | 5,103 |
| Cable & Other Subscription Programming | - | - | 5,480 |
| Wired Communication Carriers | 7,054 | 8,959 | 8,625 |
| Telecommunications Resellers | 5,878 | 5,261 | 6,696 |
| Passenger Car Leasing | 5,718 | 5,361 | - |
| Hotels & Motels | 27,225 | 27,552 | 28,116 |
| Caterers | 17,466 | 19,712 | 20,449 |
| Full-Service Restaurants | 72,522 | 70,922 | 74,557 |
| Limited-Service Restaurants | 77,227 | 78,518 | 80,736 |
| Snack & Nonalcoholic Beverage Bars | 8,157 | 8,103 | 8,705 |
| All Other Outlets | 743,452 | 344,699 | 678,023 |
| Total | $ 1,419,315 | $ 1,422,211 | $ 1,501,827 |

Notes:
(a) Amounts for 2020 are not provided due to the availability of only partial year figures.
(b) In 2017, the Missouri Department of Revenue implemented the North American Industry Classification System (NAICS), which changes the category classifications. The Standard Industry Code (SIC) was used prior to 2017.
(c) Due to the number of NAICS category classifications, the top categories are listed above. All remaining categories are included in "All Other Outlets" category classification.

Source: Missouri Department of Revenue Standard Industry Code Report (SIC) and North American Industry Classification System (NAICS)

**CITY OF JOPLIN, MISSOURI**
SALES TAX REVENUE PAYERS BY INDUSTRY
CURRENT YEAR AND NINE YEARS AGO
(IN THOUSANDS OF DOLLARS)

| | 2019 | | | |
|---|---|---|---|---|
| | Number of Filers | Percentage of Total Filers | Taxable Sales | Percentage of Taxable Sales |
| Plumbing & Heating Equipment & Supplies (Hydronics) | 6 | 0.25% | $ 7,887 | 0.53% |
| Wholesale Trade Agents & Brokers | 126 | 5.18% | 8,209 | 0.55% |
| New Car Dealers | 24 | 0.99% | 10,998 | 0.73% |
| Automotive Parts & Accessories Stores | 6 | 0.25% | 9,818 | 0.65% |
| Tire Dealers | 14 | 0.58% | 10,364 | 0.69% |
| Furniture Stores | 23 | 0.94% | 18,461 | 1.23% |
| Floor Covering Stores | 10 | 0.41% | 6,532 | 0.43% |
| All Other Home Furnishings Stores | 18 | 0.74% | 5,956 | 0.40% |
| Home Centers | 13 | 0.53% | 92,232 | 6.14% |
| Hardware Stores | 9 | 0.37% | 9,172 | 0.61% |
| Other Building Material Dealers | 22 | 0.90% | 25,637 | 1.71% |
| Supermarkets & Other Grocery (Except Convenience) Stores | 8 | 0.33% | 36,260 | 2.41% |
| Beer, Wine & Liquor Stores | 9 | 0.37% | 11,257 | 0.75% |
| Cosmetics, Beauty Supplies & Perfume Stores | 20 | 0.82% | 6,497 | 0.43% |
| Gasoline Stations with Convenience Stores | 24 | 0.99% | 52,714 | 3.51% |
| Other Gasoline Stations | 6 | 0.25% | 20,934 | 1.39% |
| Family Clothing Stores | 25 | 1.03% | 13,538 | 0.90% |
| Other Clothing Stores | 24 | 0.99% | 9,295 | 0.62% |
| Shoe Stores | 17 | 0.70% | 10,850 | 0.72% |
| Jewelry Stores | 16 | 0.66% | 6,736 | 0.45% |
| Sporting Goods Stores | 20 | 0.82% | 26,836 | 1.79% |
| Hobby, Toy & Game Stores | 20 | 0.82% | 13,261 | 0.88% |
| Department Stores (Except Discount Department Stores) | 5 | 0.21% | 5,447 | 0.36% |
| Discount Department Stores | 9 | 0.37% | 51,215 | 3.41% |
| All Other General Merchandise Stores | 32 | 1.31% | 96,680 | 6.44% |
| Gift, Novelty & Souvenir Stores | 42 | 1.73% | 5,282 | 0.35% |
| All Other Miscellaneous Store Retailers (Except Tobacco Stores) | 90 | 3.70% | 13,169 | 0.88% |
| Electronic Shopping & Mail-Order Houses | 77 | 3.16% | 5,103 | 0.34% |
| Cable & Other Subscription Programming | 23 | 0.94% | 5,480 | 0.36% |
| Wired Telecommunications Carriers | 50 | 2.05% | 8,625 | 0.57% |
| Telecommunications Resellers | 26 | 1.07% | 6,696 | 0.45% |
| Hotels (Except Casino Hotels) & Motels | 33 | 1.36% | 28,116 | 1.87% |
| Caterers | 20 | 0.82% | 20,449 | 1.36% |
| Full-Service Restaurants | 81 | 3.33% | 74,557 | 4.96% |
| Limited-Service Restaurants | 63 | 2.59% | 80,736 | 5.38% |
| Snack & Nonalcoholic Beverage Bars | 18 | 0.74% | 8,705 | 0.58% |
| All Other Outlets | 1,405 | 57.72% | 678,023 | 45.15% |
| Total | 2,434 | 100.00% | $ 1,501,727 | 100.00% |

| | 2010 | | | |
|---|---|---|---|---|
| | Number of Filers | Percentage of Total Filers | Taxable Sales | Percentage of Taxable Sales |
| General merchandise | 51 | 3.06% | $ 323,815 | 27.50% |
| Eating and drinking places | 149 | 8.93% | 142,559 | 12.11% |
| Home furnishings and appliances | 83 | 4.97% | 48,747 | 4.14% |
| Food stores | 50 | 3.00% | 76,328 | 6.48% |
| Wholesale - durable goods | 54 | 3.24% | 24,504 | 2.08% |
| Apparel and accessory stores | 66 | 3.95% | 51,381 | 4.36% |
| Hardware stores | 45 | 2.70% | 67,210 | 5.71% |
| Utilities | 122 | 7.31% | 38,120 | 3.24% |
| Auto dealers and supplies | 54 | 3.24% | 28,285 | 2.40% |
| Miscellaneous services | 80 | 4.79% | 16,734 | 1.42% |
| Hotels and motels | 22 | 1.32% | 21,407 | 1.82% |
| Automotive repair and rentals | 80 | 4.79% | 15,462 | 1.31% |
| Business services | 98 | 5.87% | 16,540 | 1.40% |
| Other retail | 306 | 18.33% | 126,948 | 10.78% |
| All other outlets | 409 | 24.51% | 179,587 | 15.25% |
| | 1,669 | 100.00% | $ 1,177,627 | 100.00% |

Note:
(a) Amounts for 2020 are not provided due to the availability of only partial year figures.
(b) In 2017, the Missouri Department of Revenue implemented the North American Industry Classification System (NAICS), which changes the category classifications. The Standard Industry Code (SIC) was used prior to 2017.
(c) Due to the number of NAICS category classifications, the top categories are listed above. All remaining categories are included in "All Other Outlets" category classification.

Source: Missouri Department of Revenue Standard Industry Code Report (SIC) and North American Industry Classification System (NAICS)

**CITY OF JOPLIN, MISSOURI**
SALES TAX RATES
DIRECT AND OVERLAPPING RATES
LAST TEN FISCAL YEARS
(IN PERCENT)

| Direct Sales Tax Rate City of Joplin | 2010 | 2011 | 2012 | 2013 | 2014 | 2015 | 2016 | 2017 | 2018 | 2019 | 2020 |
|---|---|---|---|---|---|---|---|---|---|---|---|
| General Fund | 1.5000 | 1.5000 | 1.5000 | 1.5000 | 1.5000 | 1.5000 | 1.5000 | 1.5000 | 1.5000 | 1.5000 | 2.0000 |
| Transportation | 0.5000 | 0.5000 | 0.5000 | 0.5000 | 0.5000 | 0.5000 | 0.5000 | 0.5000 | 0.5000 | 0.5000 | 0.5000 |
| Parks & Stormwater-sunsets 4/1/22 | 0.2500 | 0.2500 | 0.2500 | 0.2500 | 0.2500 | 0.2500 | 0.2500 | 0.2500 | 0.2500 | 0.2500 | 0.2500 |
| Capital Improvements-sunsets 1/1/25 | 0.3750 | 0.3750 | 0.3750 | 0.3750 | 0.3750 | 0.3750 | 0.3750 | 0.3750 | 0.3750 | 0.3750 | 0.3750 |
| Total direct sales tax rate City of Joplin | 2.6250 | 2.6250 | 2.6250 | 2.6250 | 2.6250 | 2.6250 | 2.6250 | 2.6250 | 2.6250 | 2.6250 | 3.1250 |
| Overlapping Government Rates | | | | | | | | | | | |
| State of Missouri | 4.0000 | 4.0000 | 4.0000 | 4.0000 | 4.0000 | 4.0000 | 4.0000 | 4.0000 | 4.0000 | 4.0000 | 4.0000 |
| State Conservation | 0.1250 | 0.1250 | 0.1250 | 0.1250 | 0.1250 | 0.1250 | 0.1250 | 0.1250 | 0.1250 | 0.1250 | 0.1250 |
| State Parks & Soils | 0.1000 | 0.1000 | 0.1000 | 0.1000 | 0.1000 | 0.1000 | 0.1000 | 0.1000 | 0.1000 | 0.1000 | 0.1000 |
| Jasper County | 0.9750 | 0.9750 | 0.9750 | 0.9750 | 0.9750 | 0.9750 | 1.2250 | 1.2250 | 1.2250 | 1.2250 | 1.2250 |
| Newton County | 0.8750 | 0.8750 | 1.1250 | 1.1250 | 1.1250 | 1.1250 | 1.1250 | 1.1250 | 1.1250 | 1.1250 | 1.6250 |
| Total Jasper County Government Rates | 5.2000 | 5.2000 | 5.2000 | 5.2000 | 5.2000 | 5.2000 | 5.4500 | 5.4500 | 5.4500 | 5.4500 | 5.4500 |
| Total Newton County Government Rates | 5.1000 | 5.1000 | 5.3500 | 5.3500 | 5.3500 | 5.3500 | 5.3500 | 5.3500 | 5.3500 | 5.3500 | 5.8500 |
| Total Jasper County Direct & Overlapping Rate | 7.8250 | 7.8250 | 7.8250 | 7.8250 | 7.8250 | 7.8250 | 8.0750 | 8.0750 | 8.0750 | 8.0750 | 8.5750 |
| Total Newton County Direct & Overlapping Rate | 7.7250 | 7.7250 | 7.9750 | 7.9750 | 7.9750 | 7.9750 | 7.9750 | 7.9750 | 7.9750 | 7.9750 | 8.9750 |

Source: Missouri Department of Revenue

**CITY OF JOPLIN, MISSOURI**
ASSESSED VALUE AND ESTIMATED ACTUAL VALUE OF TAXABLE PROPERTY
LAST TEN FISCAL YEARS

| Fiscal Year | Real Property | | | | Total Taxable Assessed Value | Total Direct Tax Rate | Estimated Actual Value | Ratio of Total Assessed Value to Total Estimated Actual Value |
|---|---|---|---|---|---|---|---|---|
| | Residential Property | Agricultural Property | Commercial Property | Railroads & Utilities | | | | |
| 2011 | $ 303,163,790 | $ 1,256,910 | $ 232,585,550 | $ 11,307,283 | $ 548,313,533 | 0.1473 | $ 2,368,238,248 | 23.15% |
| 2012 | 283,950,230 | 1,268,540 | 237,992,330 | 13,442,599 | 536,653,699 | 0.1521 | 2,290,780,215 | 23.43% |
| 2013 | 277,578,830 | 1,151,210 | 224,600,330 | 13,072,633 | 516,403,003 | 0.1620 | 2,213,262,367 | 23.33% |
| 2014 | 301,645,940 | 1,305,350 | 238,585,690 | 15,502,588 | 557,039,568 | 0.1689 | 2,392,513,996 | 23.28% |
| 2015 | 302,056,480 | 2,360,210 | 243,069,700 | 17,331,105 | 564,817,495 | 0.1728 | 2,423,191,880 | 23.31% |
| 2016 | 309,827,920 | 3,261,650 | 250,697,370 | 19,211,658 | 582,998,598 | 0.1734 | 2,501,319,392 | 23.31% |
| 2017 | 312,362,860 | 3,233,990 | 255,194,170 | 18,594,230 | 589,385,250 | 0.1758 | 2,526,553,719 | 23.33% |
| 2018 | 311,897,050 | 3,420,250 | 258,187,800 | 18,811,300 | 592,316,400 | 0.1794 | 2,535,687,692 | 23.36% |
| 2019 | 314,202,540 | 3,489,010 | 269,073,010 | 16,800,322 | 603,564,882 | 0.1797 | 2,576,126,825 | 23.43% |
| 2020 | 318,435,710 | 3,478,620 | 273,609,650 | 22,778,745 | 618,302,725 | 0.1806 | 2,631,179,655 | 23.50% |

Note:
(a) The assessed value is set at 19% for residential property, 32% for commercial and railroads/utilities, and 12% for agricultural of the estimated actual value.

Source: Jasper County and Newton County Assessor's Office

**CITY OF JOPLIN, MISSOURI**
PROPERTY TAX RATES
DIRECT AND OVERLAPPING GOVERNMENTS
LAST TEN FISCAL YEARS
(RATE PER $100 ASSESSED VALUE)

| | | | | | | Overlapping Rates | | | | | | |
|---|---|---|---|---|---|---|---|---|---|---|---|---|
| Fiscal Year | Health/ Welfare | Parks & Recreation | Solid Waste Mgmt. | Component Unit- Library | Total City Direct Tax Rate | Joplin R-VIII School District | State of Missouri | Joplin Special Road District | Jasper County | Newton County | Total Jasper County Direct & Overlapping Tax Rate | Total Newton County Direct & Overlapping Tax Rate |
| 2011 | $ 0.0475 | 0.0475 | 0.0475 | 0.2402 | 0.3827 | 3.3100 | 0.0300 | 0.1979 | 0.2541 | 0.0475 | 4.1747 | 3.9681 |
| 2012 | 0.0491 | 0.0491 | 0.0491 | 0.2545 | 0.4018 | 3.3100 | 0.0300 | 0.2031 | 0.2617 | 0.1419 | 4.2066 | 4.0868 |
| 2013 | 0.0507 | 0.0507 | 0.0507 | 0.2545 | 0.4066 | 3.6600 | 0.0300 | 0.2087 | 0.2603 | 0.1413 | 4.5656 | 4.4466 |
| 2014 | 0.0540 | 0.0540 | 0.0540 | 0.2545 | 0.4165 | 3.6600 | 0.0300 | 0.2161 | 0.2399 | 0.1425 | 4.5625 | 4.4651 |
| 2015 | 0.0563 | 0.0563 | 0.0563 | 0.2545 | 0.4234 | 3.6600 | 0.0300 | 0.2194 | 0.2654 | 0.1425 | 4.5982 | 4.4753 |
| 2016 | 0.0576 | 0.0576 | 0.0576 | 0.2545 | 0.4273 | 3.6600 | 0.0300 | 0.2216 | 0.2736 | 0.1425 | 4.6125 | 4.4814 |
| 2017 | 0.0578 | 0.0578 | 0.0578 | 0.2545 | 0.4279 | 3.6600 | 0.0300 | 0.2226 | 0.2754 | 0.1420 | 4.6159 | 4.4825 |
| 2018 | 0.0586 | 0.0586 | 0.0586 | 0.2545 | 0.4303 | 3.6600 | 0.0300 | 0.2243 | 0.2729 | 0.1423 | 4.6175 | 4.4869 |
| 2019 | 0.0598 | 0.0598 | 0.0598 | 0.2545 | 0.4339 | 3.7029 | 0.0300 | 0.2261 | 0.2872 | 0.1433 | 4.6801 | 4.5362 |
| 2020 | 0.0599 | 0.0599 | 0.0599 | 0.2545 | 0.4342 | 3.6964 | 0.0300 | 0.2270 | 0.2739 | 0.1433 | 4.6615 | 4.5309 |

Source: Jasper County and Newton County Assessor's Office

Note:
(a) Overlapping rates are those of local and county governments that apply to property owners of the City. Not all overlapping rates apply to all City property owners (e.g., the rates for special districts apply only to the proportion of the government's property owners whose property is located within the geographic boundaries of the special district).

Table 11

**CITY OF JOPLIN, MISSOURI**
PRINCIPAL PROPERTY TAXPAYERS
CURRENT YEAR AND NINE YEARS AGO

| | 2020 | | | 2011 | | |
|---|---|---|---|---|---|---|
| Taxpayer | Total Assessed Value | Rank | Percentage of Total Assessed Value | Total Assessed Value | Rank | Percentage of Total Assessed Value |
| Joseph Family Properties | $ 10,121,490 | 1 | 1.52% | $ 8,840,880 | 2 | 1.71% |
| Northpark Mall | 9,401,740 | 2 | 1.42% | 8,928,320 | 1 | 1.72% |
| Laclede Gas/Missouri Gas Energy/Spire | 9,290,180 | 3 | 1.40% | 3,895,360 | 8 | 0.75% |
| Freeman Health Systems | 7,975,570 | 4 | 1.20% | 8,055,740 | 3 | 1.55% |
| Wal-Mart | 7,558,160 | 5 | 1.14% | 5,590,860 | 5 | 1.08% |
| Fletcher Realty | 5,613,920 | 6 | 0.85% | 2,852,780 | 10 | 0.55% |
| Majzoub Family Partnership | 5,107,850 | 7 | 0.77% | 3,543,690 | 9 | 0.68% |
| Northpark Crossing | 4,761,610 | 8 | 0.72% | 4,716,970 | 6 | 0.91% |
| Transportation Property Leasing (CFI) | 3,437,480 | 9 | 0.52% | 4,304,710 | 7 | 0.83% |
| Truck Stop Distributors, Inc. (Petro) | 3,317,720 | 10 | 0.50% | - | | |
| Missouri American Water | - | | | 5,840,900 | 4 | 1.13% |
| Total | $ 66,585,720 | | 10.04% | 56,570,210 | | 10.91% |

Source: Jasper County and Newton County Assessor's Office

Table 12

**CITY OF JOPLIN, MISSOURI**
PROPERTY TAX LEVIES AND COLLECTIONS
LAST TEN FISCAL YEARS

| Fiscal Year Ended Oct. 31, | Taxes Levied for Fiscal Year | Collected within Fiscal Year of Levy | | Collections in Subsequent Years | Total Collections to Date | |
|---|---|---|---|---|---|---|
| | | Amount | Percentage of Levy | | Amount | Percentage of Levy |
| 2011 | $ 2,005,875 | $ 1,959,492 | 97.69% | $ 34,481 | $ 1,993,973 | 99.41% |
| 2012 | 1,969,660 | 1,919,841 | 97.47% | 49,795 | 1,969,636 | 100.00% |
| 2013 | 1,957,045 | 1,917,573 | 97.98% | 39,472 | 1,957,045 | 100.00% |
| 2014 | 2,159,666 | 2,115,311 | 97.95% | 39,230 | 2,154,541 | 99.76% |
| 2015 | 2,197,158 | 2,150,537 | 97.88% | 43,073 | 2,193,610 | 99.84% |
| 2016 | 2,212,067 | 2,171,656 | 98.17% | 40,411 | 2,212,067 | 100.00% |
| 2017 | 2,255,467 | 2,214,842 | 98.20% | 40,625 | 2,255,467 | 100.00% |
| 2018 | 2,288,546 | 2,242,787 | 98.00% | 45,759 | 2,288,546 | 100.00% |
| 2019 | 2,354,193 | 2,307,337 | 98.01% | 46,856 | 2,354,193 | 100.00% |
| 2020 | 2,384,735 | 2,343,311 | 98.26% | 41,424 | 2,384,735 | 100.00% |

Source: City of Joplin Finance Department

**CITY OF JOPLIN, MISSOURI**
RATIOS OF OUTSTANDING DEBT BY TYPE
LAST TEN FISCAL YEARS

| | Governmental Activities | | | | Business-Type Activities | Total | Percentage | |
|---|---|---|---|---|---|---|---|---|
| Fiscal Year | Capital Leases | Certificates of Participation | Economic Development Bonds | Total | Revenue Bonds | Primary Government | of Personal Income (a) | Per Capita (a) |
| 2011 | $ 1,384,844 | $ 4,720,000 | $ - | $ 6,104,844 | $ 10,474,327 | $ 16,579,171 | 1.59% | 331 |
| 2012 | 1,063,006 | 4,115,000 | - | 5,178,006 | 14,617,327 | 19,795,333 | 1.90% | 395 |
| 2013 | 725,440 | 3,780,000 | 18,057,329 | 22,562,769 | 20,197,739 | 42,760,508 | 4.09% | 863 |
| 2014 | 371,374 | 3,435,000 | 18,065,798 | 21,872,172 | 26,543,423 | 48,415,595 | 4.20% | 978 |
| 2015 | - | 5,063,332 | 18,074,267 | 23,137,599 | 31,112,666 | 54,250,265 | 5.01% | 1,095 |
| 2016 | - | 4,635,262 | 18,082,736 | 22,717,998 | 32,971,478 | 55,689,476 | 4.79% | 1,124 |
| 2017 | - | 1,827,192 | 11,737,061 | 13,564,253 | 31,567,914 | 45,132,167 | 3.75% | 911 |
| 2018 | - | 1,749,122 | 8,866,031 | 10,615,153 | 29,875,400 | 40,490,553 | 3.06% | 818 |
| 2019 | - | - | 3,692,702 | 3,692,702 | 28,143,600 | 31,836,302 | 2.46% | 643 |
| 2020 | - | - | - | - | 26,370,700 | 26,370,700 | 2.15% | 518 |

Note:
(a) The percentage of personal income and per capita ratios are calculated from Table 18, which is an estimate.

Table 14

**CITY OF JOPLIN, MISSOURI**
RATIOS OF GENERAL BONDED DEBT OUTSTANDING
LAST TEN FISCAL YEARS

| | General Bonded Debt Outstanding | | | | |
|---|---|---|---|---|---|
| Fiscal Year | General Obligation Bonds | Less Amounts Available in Debt Service | Total | Percentage of Est Actual Taxable Value of Property (a) | Per Capita (b) |
| 2011 | - | - | - | 0.00% | - |
| 2012 | - | - | - | 0.00% | - |
| 2013 | - | - | - | 0.00% | - |
| 2014 | - | - | - | 0.00% | - |
| 2015 | - | - | - | 0.00% | - |
| 2016 | - | - | - | 0.00% | - |
| 2017 | - | - | - | 0.00% | - |
| 2018 | - | - | - | 0.00% | - |
| 2019 | - | - | - | 0.00% | - |
| 2020 | - | - | - | 0.00% | - |

Notes:
(a) See Table 9 for property value data.
(b) See Table 18 for population data.
(c) The City has not had any General Bonded Debt during the last ten fiscal years. Details regarding the City's outstanding debt can be found in the notes to the financial statements.

Table 15

**CITY OF JOPLIN, MISSOURI**
DIRECT AND OVERLAPPING GOVERNMENTAL ACTIVITIES DEBT
AS OF OCTOBER 31, 2020

| Governmental Unit | | Debt Outstanding | Estimated Percentage Applicable | Estimated Share of Overlapping Debt |
|---|---|---|---|---|
| Debt repaid with property taxes | | | | |
| Jasper County | $ | - | 0.00% | - |
| Newton County | | - | 0.00% | - |
| Joplin R-VIII School District | | 128,350,000 | 61.17% | 78,511,695 |
| Subtotal, overlapping debt | | | | 78,511,695 |
| City direct debt | | | | - |
| Total direct and overlapping debt | $ | | | 78,511,695 |

Note:
(a) Overlapping governments are those that coincide, at least in part, with the geographic boundaries of the City. This table estimates the portion of the outstanding debt of those overlapping governments that is borne by the residents and businesses of Joplin. This process recognizes that, when considering the City's ability to issue and repay long-term debt, the entire debt burden borne by the residents and businesses should be taken into account. However, this does not imply that every taxpayer is a resident, and therefore responsible for repaying the debt, of each overlapping government.

Source: The debt outstanding data and applicable percentages is provided by each governmental entity.

**CITY OF JOPLIN, MISSOURI**
LEGAL DEBT MARGIN INFORMATION
LAST TEN FISCAL YEARS

| | 2011 | 2012 | 2013 | 2014 | 2015 | 2016 | 2017 | 2018 | 2019 | 2020 |
|---|---|---|---|---|---|---|---|---|---|---|
| Debt limit (a) | $ 109,662,707 | 107,330,740 | 103,280,601 | 111,407,914 | 112,963,499 | 116,599,720 | 117,877,050 | 118,463,280 | 120,712,976 | 123,660,545 |
| Total net debt applicable to limit | - | - | - | - | - | - | - | - | - | - |
| Legal debt margin | $ 109,662,707 | 107,330,740 | 103,280,601 | 111,407,914 | 112,963,499 | 116,599,720 | 117,877,050 | 118,463,280 | 120,712,976 | 123,660,545 |
| Total net debt applicable to the limit as a percentage of debt limit | 0.00% | 0.00% | 0.00% | 0.00% | 0.00% | 0.00% | 0.00% | 0.00% | 0.00% | 0.00% |

**Legal Debt Margin Calculation for Fiscal Year 2020**

| | |
|---|---|
| Assessed Value | 618,302,725 |
| Debt Limit (20% of assessed value) | 123,660,545 |
| Amount of debt applicable to debt limit: | |
| Total bonded debt | - |
| Less Certificates of Participation | - |
| Total amount of debt applicable to debt limit | - |
| Legal debt margin | 123,660,545 |

Note:
(a) The State Constitution permits a city, by vote of four-sevenths or two-thirds of the voting electorate (depending on the election), to incur general obligation indebtedness for "city purposes" not to exceed 10% of the assessed value of taxable tangible property. The State Constitution also permits a city, by the same voting margins a general election, to incur additional general obligation indebtedness not exceeding, in the aggregate, an additional 10% of the assessed value of taxable tangible property for the purpose of acquiring rights-of-way, constructing, extending and improving streets and avenues and/or sanitary or storm sewer systems, and purchasing or constructing waterworks, electric or other light and plants, provided that the total general obligation indebtedness of the city does not exceed 20% of the assessed valuation of taxable property.

Table 17

**CITY OF JOPLIN, MISSOURI**
PLEDGED-REVENUE COVERAGE
LAST TEN FISCAL YEARS

| | Sewer Revenue Bonds | | | | | |
|---|---|---|---|---|---|---|
| | Sewer and Other | Less: Operating | Net Available | Debt Service (b) | | |
| Fiscal Year | Revenue | Expenses (a) | Revenue | Principal | Interest | Coverage |
| 2011 | $ 15,631,067 | $ 3,572,285 | $ 12,058,782 | $ 1,360,000 | $ 446,139 | 667.66% |
| 2012 | 14,645,359 | 4,464,793 | 10,180,566 | 1,541,000 | 368,681 | 533.10% |
| 2013 | 15,050,058 | 3,815,500 | 11,234,558 | 1,627,000 | 294,797 | 584.59% |
| 2014 | 15,996,123 | 4,254,872 | 11,741,251 | 1,881,900 | 412,813 | 511.67% |
| 2015 | 17,297,803 | 4,419,981 | 12,877,822 | 2,075,300 | 454,272 | 509.09% |
| 2016 | 11,199,742 | 5,443,422 | 5,756,320 | 1,486,800 | 507,461 | 288.64% |
| 2017 | 13,151,610 | 5,381,418 | 7,770,192 | 1,661,038 | 538,338 | 353.29% |
| 2018 | 14,354,519 | 5,549,986 | 8,804,533 | 1,692,514 | 515,134 | 398.82% |
| 2019 | 16,894,907 | 5,918,336 | 10,976,571 | 1,731,800 | 487,634 | 494.57% |
| 2020 | 17,528,484 | 5,635,878 | 11,892,606 | 1,772,900 | 487,634 | 526.10% |

Notes:
(a) Operating expenses excludes depreciation, amortization and all nonoperating expenses.
(b) Details regarding the City's outstanding debt can be found in the notes to the financial statements.

Table 18

**CITY OF JOPLIN, MISSOURI**
DEMOGRAPHIC AND ECONOMIC STATISTICS
LAST TEN FISCAL YEARS

| Fiscal Year | Population (a) | Personal Income (amounts expressed in thousands) (a) | Avg Household Income (b) | Per Capita Personal Income (b) | Median Age (b) | Public School Enrollment (c) | Unemployment Rate (b) |
|---|---|---|---|---|---|---|---|
| 2011 | 50,150 | 1,042,318 | 50,208 | 20,784 | 35.9 | 7,911 | 7.40% |
| 2012 | 50,150 | 1,039,459 | 52,453 | 20,727 | 36.8 | 7,397 | 5.60% |
| 2013 | 49,526 | 1,044,652 | 50,428 | 21,093 | 35.9 | 7,492 | 6.70% |
| 2014 | 49,526 | 1,153,609 | 54,392 | 23,293 | 36.2 | 7,587 | 6.30% |
| 2015 | 49,526 | 1,082,787 | 54,560 | 21,863 | 37.1 | 7,878 | 4.20% |
| 2016 | 49,526 | 1,163,762 | 54,736 | 23,498 | 36.3 | 7,770 | 4.40% |
| 2017 | 49,526 | 1,202,244 | 56,136 | 24,275 | 36.7 | 7,826 | 3.20% |
| 2018 | 49,526 | 1,321,502 | 61,286 | 26,683 | 36.7 | 7,778 | 3.50% |
| 2019 | 49,526 | 1,295,848 | 58,807 | 26,165 | 37.1 | 7,714 | 2.00% |
| 2020 | 50,925 | 1,226,580 | 46,929 | 24,086 | 36.7 | 7,817 | 5.20% |

Source:
(a) Data provided by City of Joplin Planning Department.
(b) Data provided by Joplin Chamber of Commerce.
(c) Data provided by Joplin R-VIII School District for grades K-12.

Table 19

**CITY OF JOPLIN, MISSOURI**
PRINCIPAL EMPLOYERS
CURRENT YEAR AND NINE YEARS AGO

| | 2020 | | | 2011 | | |
|---|---|---|---|---|---|---|
| Employer | Employees | Rank | Percentage of Total City Employment | Employees | Rank | Percentage of Total City Employment |
| Freeman Health System | 4,500 | 1 | 5.29% | 2,897 | 1 | 3.52% |
| Walmart Stores Inc. | 2,400 | 2 | 2.82% | 920 | 6 | 1.12% |
| Mercy Hospital Joplin | 1,538 | 3 | 1.81% | 2,200 | 3 | 2.67% |
| Joplin School District | 1,480 | 4 | 1.74% | 1,200 | 4 | 1.46% |
| Tri-State Motor Transit Co. | 1,135 | 5 | 1.33% | 417 | 15 | 0.51% |
| Tamko Building Products, Inc. | 1,000 | 6 | 1.17% | 645 | 9 | 0.78% |
| Liberty Utilities (Empire District) | 896 | 7 | 1.05% | 632 | 10 | 0.77% |
| EaglePicher Technologies LLC | 778 | 8 | 0.91% | 1,022 | 5 | 1.24% |
| Alorica | 595 | 9 | 0.70% | 750 | 7 | 0.91% |
| City of Joplin | 583 | 10 | 0.68% | 531 | 12 | 0.65% |
| CFI | 567 | 11 | 0.67% | 2,677 | 2 | 3.25% |
| Ozark Center | 567 | 12 | 0.67% | 324 | 17 | 0.39% |
| Missouri Southern State University | 560 | 13 | 0.66% | 508 | 13 | 0.62% |
| General Mills Inc. | 490 | 14 | 0.58% | 471 | 14 | 0.57% |
| AT&T Mobility | 448 | 15 | 0.53% | 688 | 8 | 0.84% |
| Jasper Products LLC | 399 | 16 | 0.47% | 400 | 16 | 0.49% |
| Teleperformance (Aegis Communications) | 350 | 17 | 0.41% | 540 | 11 | 0.66% |
| Schaeffler Group USA | 310 | 18 | 0.36% | 310 | 18 | 0.38% |
| Bemis Company, Inc. | 275 | 19 | 0.32% | - | - | - |
| Hampshire Pet Products LLC | 245 | 20 | 0.29% | - | - | - |
| Economic Security Corp | | | | 300 | 19 | 0.36% |
| Able Manufacturing | | | | 280 | 20 | 0.34% |
| Total | 19,116 | | 22.45% | 17,712 | | 21.53% |

Source: The Joplin Area Chamber of Commerce.

**CITY OF JOPLIN, MISSOURI**
FULL-TIME EQUIVALENT CITY GOVERNMENT EMPLOYEES BY FUNCTION/PROGRAM
LAST TEN FISCAL YEARS

| **Function/Program** | 2011 | 2012 | 2013 | 2014 | 2015 | 2016 | 2017 | 2018 | 2019 | 2020 |
|---|---|---|---|---|---|---|---|---|---|---|
| General operating fund departments | | | | | | | | | | |
| City manager | 5.00 | 5.00 | 5.00 | 5.00 | 5.00 | 4.00 | 3.00 | 3.00 | 3.00 | 4.00 |
| City clerk | 2.00 | 2.00 | 2.00 | 2.00 | 2.00 | 2.00 | 2.00 | 2.00 | 2.00 | 2.00 |
| Legal services | 6.90 | 6.65 | 6.65 | 6.65 | 6.65 | 6.65 | 6.40 | 6.40 | 6.40 | 6.25 |
| Human resources | 4.00 | 4.00 | 4.50 | 4.50 | 4.50 | 4.50 | 4.50 | 4.00 | 4.00 | 3.60 |
| Building regulations | 6.00 | 6.00 | 8.00 | 7.00 | 6.00 | 6.00 | 6.00 | 6.00 | 6.00 | 6.00 |
| Finance | 9.00 | 9.00 | 10.00 | 11.00 | 11.00 | 11.00 | 10.00 | 10.00 | 10.00 | 10.00 |
| Information Services | 5.00 | 5.00 | 5.00 | 5.00 | 5.00 | 5.00 | 4.00 | 4.00 | 6.00 | 6.00 |
| Municipal Court | 8.50 | 8.50 | 9.50 | 10.00 | 10.00 | 10.00 | 10.00 | 10.00 | 10.00 | 9.00 |
| Public works administration | 2.00 | 2.00 | 2.00 | 2.00 | 2.00 | 2.00 | 1.00 | 1.00 | 1.00 | 1.00 |
| Public works maintenance | 4.00 | 4.00 | 4.00 | 4.00 | 4.00 | 4.00 | 4.00 | 4.00 | 4.00 | 4.00 |
| Engineering | 14.10 | 14.10 | 14.10 | 14.10 | 14.10 | 14.10 | 14.10 | 14.10 | 13.10 | 12.20 |
| Public works operations | 0.50 | 0.50 | 0.50 | 0.50 | 0.20 | 0.20 | 0.20 | 0.20 | 0.20 | 0.20 |
| Police | 142.10 | 142.10 | 140.80 | 141.80 | 141.80 | 142.80 | 139.80 | 139.80 | 109.80 | 109.80 |
| Fire | 78.00 | 93.00 | 102.00 | 93.00 | 95.00 | 95.00 | 96.00 | 96.00 | 71.00 | 71.00 |
| Cemetery | 7.20 | 7.20 | 7.20 | 7.20 | 7.20 | 7.20 | 7.20 | 7.20 | 7.20 | 7.20 |
| Emergency management | 2.00 | 2.00 | 2.00 | 2.00 | 2.00 | 2.00 | 2.00 | 2.00 | 2.00 | 2.00 |
| Neighborhood Improvement | 5.00 | 5.00 | 5.00 | 5.00 | 6.10 | 6.20 | 4.20 | 4.20 | 4.20 | 4.20 |
| Special revenue funds/Capital funds | | | | | | | | | | |
| Public Safety Sales Tax | - | - | - | - | - | - | - | - | 55.00 | 55.00 |
| Convention and visitor's bureau | 4.35 | 4.35 | 4.25 | 4.25 | 4.25 | 4.25 | 4.25 | 4.25 | 4.25 | 4.25 |
| Public health | 31.05 | 31.05 | 34.70 | 34.30 | 34.30 | 34.30 | 34.30 | 33.55 | 31.80 | 31.80 |
| Parks department | 39.50 | 39.50 | 42.25 | 44.25 | 44.25 | 44.25 | 39.65 | 39.65 | 39.65 | 39.65 |
| Solid waste management | 2.35 | 2.35 | 2.35 | 3.75 | 4.20 | 4.20 | 4.20 | 4.20 | 4.20 | 4.20 |
| Parks/Stormwater sales tax | 4.75 | 4.75 | 9.85 | 11.85 | 11.75 | 11.90 | 14.50 | 14.50 | 14.50 | 14.50 |
| Streets/Traffic Engineering | 56.60 | 56.60 | 58.35 | 58.35 | 58.20 | 58.20 | 58.20 | 59.20 | 59.20 | 59.20 |
| Capital Improvements sales tax | 0.75 | 0.75 | 0.75 | 0.75 | 0.75 | 1.90 | 1.90 | 1.90 | 1.90 | 1.90 |
| Community planning and development | 6.00 | 6.00 | 7.00 | 10.00 | 12.90 | 12.80 | 12.80 | 12.80 | 12.80 | 8.80 |
| Enterprise and internal service funds | | | | | | | | | | |
| Airport | 7.15 | 7.15 | 7.15 | 7.15 | 7.15 | 8.55 | 8.55 | 8.55 | 8.55 | 13.80 |
| Golf course | 10.50 | 10.50 | 10.50 | 10.50 | 10.50 | 10.50 | 10.50 | 10.50 | 10.50 | 10.50 |
| Sanitary sewer | 39.50 | 39.50 | 40.50 | 44.50 | 44.70 | 50.70 | 52.70 | 52.70 | 52.70 | 52.95 |
| Public parking | 1.00 | 1.00 | 1.00 | 1.00 | 1.00 | 1.00 | - | - | - | - |
| Central garage | 5.30 | 5.30 | 5.30 | 5.30 | 6.20 | 6.20 | 5.20 | 5.20 | 5.20 | 5.20 |
| Workers Compensation | - | - | - | - | - | - | - | 0.50 | 0.50 | 0.80 |
| Liability & Property Self-Insurance | - | - | 0.50 | 0.50 | 0.50 | 0.50 | 0.50 | 0.50 | 0.50 | 0.60 |
| Communications | 22.00 | 22.00 | 22.00 | 22.00 | 22.00 | 22.00 | 22.00 | 22.00 | 22.00 | 22.00 |
| Total | 532.10 | 546.85 | 574.70 | 579.20 | 585.20 | 593.90 | 583.65 | 583.90 | 583.15 | 583.60 |

Source: City of Joplin annual budget

**CITY OF JOPLIN, MISSOURI**
OPERATING INDICATORS BY FUNCTION/PROGRAM
LAST TEN FISCAL YEARS

| Function/Program | 2011 | 2012 | 2013 | 2014 | 2015 | 2016 | 2017 | 2018 | 2019 | 2020 |
|---|---|---|---|---|---|---|---|---|---|---|
| Police: | | | | | | | | | | |
| Police Incident Calls | 91,455 | 88,732 | 88,846 | 89,554 | 84,436 | 81,572 | 78,297 | 80,265 | 86,013 | 82,564 |
| Traffic Unit Violations Issued | 20,490 | 18,324 | 19,489 | 18,703 | 12,782 | 14,565 | 12,165 | 10,588 | 7,511 | 5,480 |
| Parking Violations Issued | 196 | 1,244 | 852 | 818 | 225 | 48 | 1 | 12 | 7 | 16 |
| Accident Reports | 1,992 | 2,137 | 1,811 | 1,634 | 1,725 | 1,875 | 1,801 | 1,850 | 1,855 | 1,661 |
| Fire: | | | | | | | | | | |
| Total Fire Calls for Service | 16,232 | 7,472 | 8,042 | 8,313 | 8,296 | 8,269 | 8,431 | 8,943 | 9,654 | 8,413 |
| Smoke Detectors installed | 20 | 17 | 23 | 90 | 60 | 100 | 100 | 90 | 110 | 75 |
| Fire Safety information contacts | 1,200 | 1,450 | 2,693 | 6,643 | 18,788 | 8,980 | 9,997 | 12,199 | 12,662 | 2,338 |
| Public Works: | | | | | | | | | | |
| Major Street Maintenance (miles) | 3.80 | 5.50 | 15.00 | 5.00 | 18.05 | 18.05 | 45.50 | 1.59 | 7.50 | 0.20 |
| Intermediate Street Maintenance (miles) | 37.18 | 15.00 | 15.00 | 45.00 | 36.50 | 45.50 | 57.00 | 39.15 | 28.10 | 20.86 |
| Street cleaning (curb miles) | 8,106 | 5,533 | 5,533 | 6,057 | 6,057 | 6,057 | 6,076 | 8,145 | 7,439 | 7,439 |
| Street cleaning (times per year) | 6.00 | 6.00 | 6.00 | 7.00 | 7.00 | 7.00 | 7.00 | 7.00 | 7.00 | 7.00 |
| Right-of-Way mowing (miles) | 3,390 | 3,425 | 3,425 | 3,425 | 3,425 | 3,425 | 3,425 | 3,425 | 3,649 | 3,649 |
| Right-of-Way mowing (times per year) | 10.00 | 10.00 | 10.00 | 10.00 | 10.00 | 10.00 | 10.00 | 10.00 | 10.00 | 10.00 |
| Building Regulations: | | | | | | | | | | |
| Construction permits issued | 4,739 | 2,640 | 1,280 | 1,272 | 1,224 | 1,344 | 1,388 | 1,698 | 1,622 | 1,718 |
| Value of construction permits | 206,367,765 | 554,797,872 | 250,846,085 | 95,453,945 | 92,803,693 | 144,967,327 | 176,920,630 | 116,162,091 | 91,202,274 | 245,786,967 |
| Licensing: | | | | | | | | | | |
| New permanent business licenses | 2,623 | 3,066 | 1,865 | 1,625 | 2,467 | 2,253 | 2,173 | 2,091 | 1,477 | 879 |
| Business license renewals | 1,665 | 3,027 | 3,383 | 2,975 | 3,288 | 3,676 | 3,602 | 4,032 | 3,187 | 3,537 |
| Culture and Recreation: | | | | | | | | | | |
| Park shelter reservations | 352 | 578 | 511 | 551 | 650 | 630 | 600 | 462 | 448 | 337 |
| Rounds of golf played at City course | 23,558 | 25,687 | 20,599 | 21,496 | 16,904 | 21,848 | 21,308 | 20,932 | 19,988 | 25,782 |
| Admissions to City pool facilities | 25,419 | 42,462 | 47,952 | 45,244 | 64,566 | 67,140 | 62,666 | 67,669 | 58,575 | 15,273 |
| Public Health: | | | | | | | | | | |
| Animal Control service calls | 4,863 | 5,696 | 4,982 | 4,679 | 4,757 | 4,803 | 5,057 | 5,057 | 5,101 | 4,828 |
| Vaccinations provided | 5,220 | 2,601 | 2,609 | 2,617 | 2,524 | 2,714 | 2,826 | 3,309 | 3,135 | 2,445 |
| Vital Records provided | 3,191 | 3,505 | 4,228 | 4,375 | 4,730 | 5,097 | 5,479 | 6,263 | 7,440 | 9,020 |
| Airport: | | | | | | | | | | |
| Enplanements | 23,919 | 24,373 | 23,098 | 25,630 | 27,574 | 28,528 | 34,881 | 40,836 | 45,828 | 31,244 |
| Deplanements | 23,496 | 24,425 | 23,190 | 26,415 | 28,802 | 29,553 | 35,329 | 40,553 | 45,778 | 30,787 |
| Sanitary Services: | | | | | | | | | | |
| Average daily sewage treatment | 13,013 | 11,357 | 13,982 | 12,127 | 13,600 | 12,377 | 13,985 | 14,489 | 19,800 | 17,448 |
| Number of sewer customers | 18,392 | 19,826 | 17,153 | 19,739 | 21,755 | 23,224 | 22,075 | 22,199 | 22,477 | 22,740 |

Source: Various City Departments

Table 22

**CITY OF JOPLIN, MISSOURI**
CAPITAL ASSET STATISTICS BY FUNCTION/PROGRAM
LAST TEN FISCAL YEARS

| **Function/Program** | 2010 | 2011 | 2012 | 2013 | 2014 | 2015 | 2016 | 2017 | 2018 | 2019 | 2020 |
|---|---|---|---|---|---|---|---|---|---|---|---|
| Police: | | | | | | | | | | | |
| Police stations | 2 | 2 | 2 | 2 | 2 | 2 | 2 | 2 | 2 | 2 | 2 |
| Vehicles | 100 | 97 | 100 | 105 | 106 | 107 | 107 | 101 | 100 | 100 | 100 |
| Fire: | | | | | | | | | | | |
| Fire stations | 5 | 5 | 6 | 6 | 6 | 6 | 6 | 6 | 6 | 6 | 6 |
| Vehicles | 21 | 21 | 26 | 26 | 31 | 30 | 30 | 30 | 29 | 23 | 22 |
| Fire hydrants | 2,800 | 3,500 | 3,600 | 3,600 | 1,790 | 1,782 | 1,800 | 1,800 | 1,694 | 1,923 | 1,923 |
| Public Works: | | | | | | | | | | | |
| Total area (square miles) | 35.90 | 36.02 | 36.10 | 37.13 | 37.13 | 37.77 | 38.20 | 38.20 | 38.25 | 38.30 | 38.30 |
| Miles of streets | 365 | 367 | 369 | 373 | 373 | 376 | 378 | 380 | 381 | 384 | 386 |
| Dump trucks | 19 | 31 | 28 | 15 | 15 | 15 | 15 | 15 | 15 | 15 | 15 |
| Street sweepers | 4 | 4 | 4 | 4 | 4 | 4 | 3 | 3 | 3 | 3 | 3 |
| Backhoes | 2 | 3 | 4 | 4 | 4 | 4 | 4 | 4 | 4 | 4 | 4 |
| Tractors/mowers | 12 | 12 | 13 | 11 | 11 | 11 | 11 | 11 | 11 | 11 | 11 |
| Culture and Recreation: | | | | | | | | | | | |
| Park acreage | 933 | 1,070 | 1,070 | 1,070 | 1,070 | 1,070 | 1,070 | 1,070 | 1,070 | 1,070 | 1,070 |
| Park facilities | 19 | 19 | 19 | 19 | 19 | 19 | 19 | 19 | 24 | 24 | 24 |
| Community centers | 1 | 1 | 1 | 1 | 1 | 1 | 1 | 1 | 2 | 2 | 2 |
| Amphitheater | 1 | 1 | 1 | 1 | 1 | 1 | 1 | 1 | 2 | 2 | 2 |
| Swimming pools | 3 | 3 | 3 | 3 | 3 | 3 | 3 | 3 | 3 | 3 | 3 |
| Athletic Complex | 1 | 1 | 1 | 1 | 1 | 1 | 1 | 1 | 1 | 1 | 1 |
| Tennis courts | 27 | 18 | 18 | 18 | 14 | 14 | 14 | 14 | 13 | 13 | 13 |
| Cemeteries | 4 | 4 | 4 | 4 | 4 | 4 | 4 | 4 | 4 | 4 | 4 |
| Library volumes | 128,220 | 128,717 | 128,100 | 117,869 | 114,752 | 122,382 | 123,925 | 117,706 | 122,723 | 124,749 | 123,457 |
| Sanitary Services: | | | | | | | | | | | |
| Number of treatment plants | 2 | 2 | 2 | 2 | 2 | 2 | 2 | 2 | 2 | 2 | 2 |
| Sanitary sewers (miles) | 482 | 350 | 375 | 412 | 412 | 420 | 425 | 430 | 431 | 440 | 442 |
| Sanitary sewer manholes | 7,250 | 6,576 | 7,000 | 7,680 | 7,680 | 7,816 | 7,866 | 7,920 | 7,933 | 8,051 | 8,080 |
| Treatment capacity (MGD) | 21.5 | 21.5 | 21.5 | 21.5 | 21.5 | 21.5 | 21.5 | 21.5 | 21.5 | 21.5 | 21.5 |

Source: Various City Departments


CITY OF JOPLIN
STATE OF MISSOURI
ZINC IS KING
ADOPTED 1917

# City of Joplin Policemen's and Firemen's Pension Plan

## Actuarial Valuation Report
## as of October 31, 2020



# Outline of Contents
# Report of October 31, 2020 Actuarial Valuation


**Page**

**Section A Summary of Valuation Results**

Introduction ..... 1
Summary of Valuation Results ..... 3
Valuation Results – Funded Progress ..... 4
Status Measures ..... 5
Benefit Projection ..... 6
Risk Measures ..... 7
Other Observations ..... 9

**Section B Detailed Valuation Results**

Contribution Requirement ..... 1
Experience Gain (Loss) ..... 2
Contribution History ..... 3

**Section C Summary of the Principal Provisions of the Plan and Valuation Data Submitted by the Pension Plan**

Benefit Provisions ..... 1
Financial Information Submitted for Valuation ..... 4
Derivation of Actuarial Value of Assets ..... 5
Participant Data ..... 6

**Section D Actuarial Cost Method, Actuarial Assumptions and Definitions of Technical Terms**

Actuarial Cost Method ..... 1
Actuarial Assumptions ..... 2
Miscellaneous and Technical Assumptions ..... 7
Definitions of Technical Terms ..... 8

800.521.0498 | P: 248.799.9000 | www.grsconsulting.com

February 22, 2021

Board of Trustees
City of Joplin Policemen's and Firemen's Pension Plan
602 S. Main
Joplin, Missouri 64801

Dear Board Members:

The results of the October 31, 2020 Annual Actuarial Valuation of the City of Joplin Policemen's and Firemen's Pension Plan are presented in this report.

This report was prepared at the request of the City of Joplin and is intended for use by the Pension Plan and those designated or approved by the City. This report may be provided to parties other than the City only in its entirety and only with the permission of the City. GRS is not responsible for unauthorized use of this report.

The purposes of the valuation are to measure the Plan's funding progress and to determine the employer contribution rate for the fiscal year ending October 31, 2022. Information required by Statement Nos. 67 and 68 of the Governmental Accounting Standards Board (GASB) are provided in separate reports. This report should not be relied on for any purpose other than the purposes described herein. Determinations of financial results, associated with the benefits described in this report, for purposes other than those identified above may be significantly different.

The contribution amount in this report is determined using the actuarial assumptions and methods disclosed in Section D of this report. This report includes risk measures in Section A, but does not include a more robust assessment of the risks of future experience not meeting the actuarial assumptions. Additional assessment of risks was outside the scope of this assignment.

This valuation assumed the continuing ability of the plan sponsor to make the contributions necessary to fund this plan. A determination regarding whether or not the plan sponsor is actually able to do so is outside our scope of expertise and was not performed.

The findings in this report are based on data and other information through October 31, 2020. The valuation was based upon information furnished by the City, concerning Pension Plan benefits, financial transactions, plan provisions and active members, terminated members, retirees and beneficiaries. We checked for internal reasonability and year-to-year consistency, but did not audit the data. We are not responsible for the accuracy or completeness of the information provided by the City.

This report was prepared using assumptions adopted by the Board. All actuarial assumptions used in this report are reasonable for the purposes of this valuation. Additional information about the actuarial assumptions is included in Section D of this report.

This report was prepared using our proprietary valuation model and related software which in our professional judgment has the capability to provide results that are consistent with the purposes of the valuation and has no material limitations or known weaknesses. We performed tests to ensure that the model reasonably represents that which is intended to be modeled.

This report has been prepared by actuaries who have substantial experience valuing public employee retirement systems. To the best of our knowledge, the information contained in this report is accurate and fairly presents the actuarial position of the City of Joplin Policemen's and Firemen's Pension Plan as of the valuation date. All calculations have been made in conformity with generally accepted actuarial principles and practices, and with the Actuarial Standards of Practice issued by the Actuarial Standards Board.

This report does not fully reflect the recent and still developing impact of COVID-19, which is likely to influence demographic experience and economic expectations, at least in the short term. We will continue to monitor these developments and their impact.

Brad Lee Armstrong, Abra D. Hill and Derek Henning are Members of the American Academy of Actuaries (MAAA) and meet the Qualification Standards of the American Academy of Actuaries to render the actuarial opinions contained herein.

The signing actuaries are independent of the plan sponsor.

Gabriel, Roeder, Smith & Company will be pleased to review this valuation and report with the Board of Trustees and to answer any questions pertaining to the valuation.

Respectfully submitted,



Brad Lee Armstrong, ASA, EA, FCA, MAAA



Abra D. Hill, ASA, FCA, MAAA



Derek Henning, ASA, EA, MAAA

BLA/ADH/DH:sc

C3326

# SECTION A

## SUMMARY OF VALUATION RESULTS

# Introduction

This is the actuarial valuation of the City of Joplin Policemen's and Firemen's Pension Plan prepared as of October 31, 2020. Valuations are prepared annually, as of November 1 of each year, the first day of the plan year.

The primary purposes of the valuation report are to measure the Pension Plan's liabilities; to determine the required employer contribution rate based upon the Plan's funding policy and to analyze changes in the Plan's actuarial position.

# Changes Since the Last Actuarial Valuation

## Pension Plan Closure

During the 2020 plan year, fundamental changes to plan funding and plan membership occurred:

- The pension plan was closed to new hires,
- 128 Tier 2 members elected to transition to the Missouri Local Government Employees Retirement System (LAGERS), and
- Proposition B was passed, a general sales tax of ½-percent, to fund these plan changes.

These changes were reflected in a supplemental valuation of the October 31, 2019 valuation, along with updated actuarial assumptions and methods more appropriate to the new circumstances facing the plan. In particular:

- The assumed investment return was lowered to 5.75%,
- The Actuarial Cost Method utilized was the Aggregate Cost Method, and
- The Actuarial Value of Assets were restated as the Market Value of Assets less the Accumulated Contributions of transferring members.

In general, the results of the supplemental valuation are shown throughout this report, replacing those issued in the original actuarial valuation report as of October 31, 2019.

## Valuation Results

Section A of the report gives a summary of valuation results. A discussion of the results is given in the comments portion. Detailed valuation results, including the derivation of contributions, are shown in Section B.

## Plan Amendments

The principal provisions of the Plan are unchanged since the last valuation. These provisions of the Plan are summarized in Section C.

## Actuarial Assumptions and Methods

Actuarial assumptions, along with an explanation of the actuarial cost method, are set forth in Section D.

# Introduction

## Derivation of Actuarial Value of Assets

The impact of the Tier 2 members transferring to LAGERS was reflected as of the beginning of the period, October 31, 2019. For purposes of deriving the Actuarial Value of Assets, the cash-flows were likewise adjusted to reflect a transfer of assets as of the beginning of the year.

Specifically, the beginning of year Market Value of Assets was reduced by the Accumulated Contributions of transferring members ($2,350,845) as of the same date while the Non-Investment Net Cash Flow was increased by the same amount ($2,350,845).

This exercise is set forth on Page C-5. Otherwise, the Market Value of Assets is displayed as reported throughout this report.

## Plan Experience

Actuarial experience was unfavorable for the year ended October 31, 2020, resulting in an experience loss of $1,129,577. The loss was primarily due to higher salary increases than expected. The market value rate of return on plan assets this year was 5.9%. The actuarial value rate of return on assets used to determine the contribution requirements and funded ratio for this valuation was 5.8% versus 5.75% expected. The aggregate experience loss resulted in a higher dollar contribution than last year. Please refer to Section B for more Gain/Loss detail.

The general sales tax of ½-percent to fund the Pension Plan took effect during the plan year. This resulted in a contribution in excess of the Actuarial Determined Contribution for the fiscal year ending 2020. The actual employer contribution of $3,440,455 exceeded the expected contribution of $2,921,839 by $518,616 and served to mitigate the impact of the experience loss explained above.

## Funded Status

As of the valuation date, the Plan has an Unfunded Present Value of Future Benefits of $32,979,725. The Plan's current funded ratio as of October 31, 2020 is 57.2% (57.3%on a market value basis) as compared to 55.3% on October 31, 2019. Valuation assets are 99.7% of market value (the market value exceeds actuarial value by $113,454). In the absence of lower than expected investment returns in the near future, the scheduled recognition of this difference will put downward pressure on the City's contribution and assist funding progress for the next few years.

## Contribution Requirement

The Actuarially Determined Contribution (ADC) for the fiscal year ending October 31, 2022 is $4,014,359. This compares with an ADC for the fiscal year ending October 31, 2021 of $3,942,972.

# Summary of Valuation Results

The following is a summary of the key actuarial valuation results for the current and prior plan years.

| | Valuation Date: | October 31, 2020 | October 31, 2019 | |
|---|---|---|---|---|
| | Fiscal Year Ending: | October 31, 2022 | October 31, 2021 | |
| **A.** | **Summary of Data** | | *After Transition* | *Before Transition* |
| | (1) Participants | | | |
| | (a) Active | 57 | 63 | 192 |
| | (b) Retirees | 134 | 130 | 130 |
| | (c) Disabled | 3 | 4 | 4 |
| | (d) Beneficiaries | 34 | 32 | 32 |
| | (e) Total Inactive | 171 | 166 | 166 |
| | (f) Total Participants | 228 | 229 | 358 |
| | (2) Total Annual Benefits on Valuation Date | $ 3,724,703 | $ 3,564,860 | $ 3,564,860 |
| | (3) Refunds During Prior Plan Year | $ 3,633,191 | $ 1,700,492 | $ 1,700,492 |
| | (4) Compensation | | | |
| | (a) Current Compensation | $ 3,600,244 | $ 3,824,339 | $ 9,342,201 |
| | (b) Average Compensation | $ 63,162 | $ 60,704 | $ 48,657 |
| | (c) Projected Compensation to Contribution Fiscal Year | $ 3,058,010 | $ 3,370,593 | $ 8,856,596 |
| **B.** | **Summary of Assets** | | | |
| | (1) Market Value of Assets (MVA) | $ 44,114,367 | $ 44,648,763 | $ 44,648,763 |
| | (2) Actuarial Value of Assets (AVA) | 44,000,913 | 42,297,918 | 43,779,962 |
| **C.** | **Summary of Valuation Results** | | | |
| | (1) Present Value of Future Benefits (PVFB) | $ 76,980,638 | $ 76,427,319 | N/A |
| | (2) Unfunded Present Value of Future Benefits (UPVFB) | $ 32,979,725 | $ 34,129,401 | N/A |
| | (3) Present Value of Future Member Contributions | $ 2,868,656 | $ 3,261,652 | N/A |
| | (4) Funded Ratio (Based on AVA) | 57.20% | 55.30% | 63.50% |
| **D.** | **Actuarially Determined Contribution (ADC):** | | | |
| | (1) City Normal Cost | $ 3,928,939 | $ 3,868,938 | N/A |
| | (2) Administrative Expenses | $ 85,420 | $ 74,034 | N/A |
| | (3) Total City Contribution | $ 4,014,359 | $ 3,942,972 | $ 3,047,758 |

.

# Valuation Results - Funded Progress

## Funded Ratio

With the Fund closed to new hires, costs have been computed using the aggregate cost method. The design of the aggregate cost method is to target that all benefits are fully funded when the plan has no active members. This is being accomplished through level-dollar amortization. Under the aggregate cost method, the Present Value of Future Benefits (PVFB) is reduced by the actuarial value of assets and the present value of future member contributions. The remainder is financed by City contributions as a level dollar amount. The method does not generate an Actuarial Accrued Liability (AAL). The percentage of PVFB funded by the actuarial value of assets is shown below. For comparison purposes, the percentage of the AAL, calculated under the Entry Age Normal Cost Method, funded by the actuarial value of assets is also shown below.

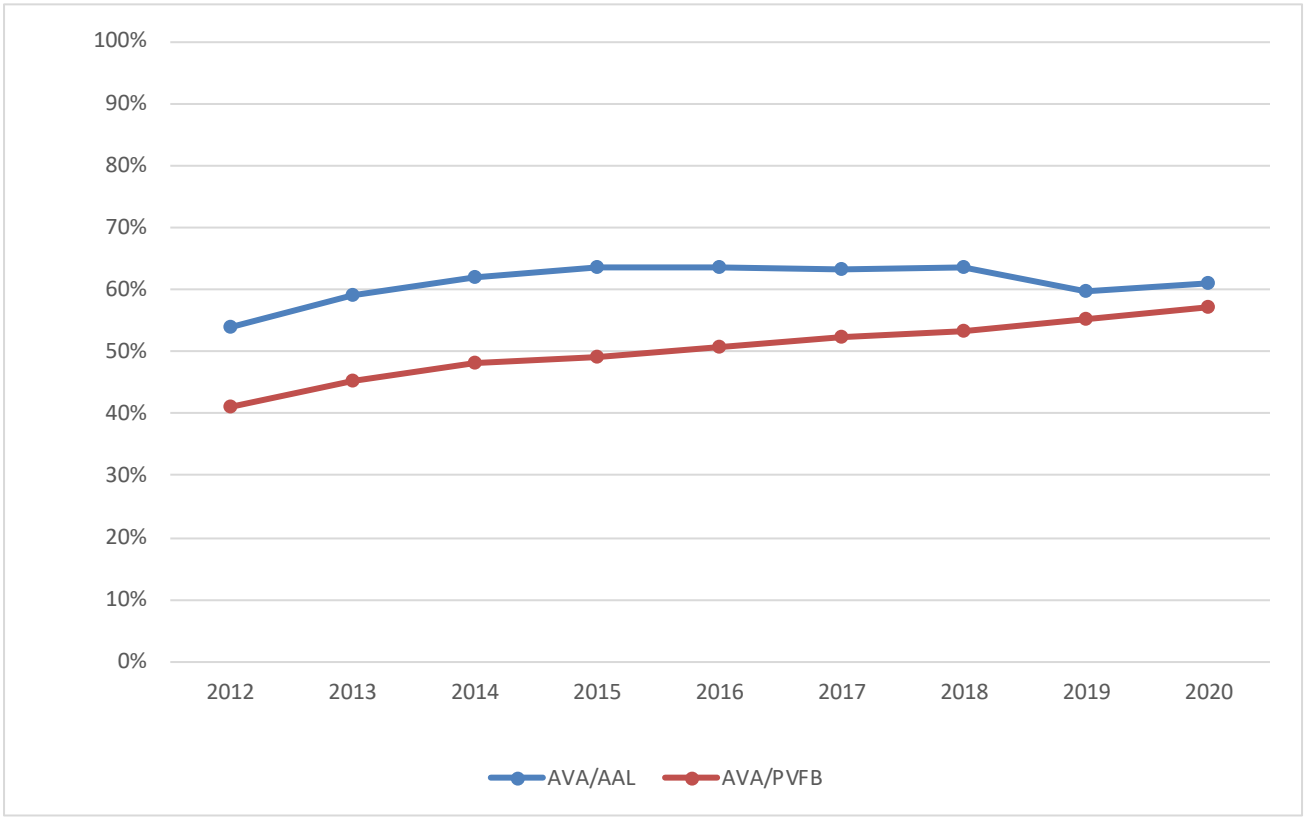

# Status Measures

## Breakdown of Total Liability and Funding

Present assets fund 57.2% of the Present Value of Future Benefits. The remaining liability is projected to be funded by Future Employer Contributions (39.0%) and Future Member Contributions (3.8%).

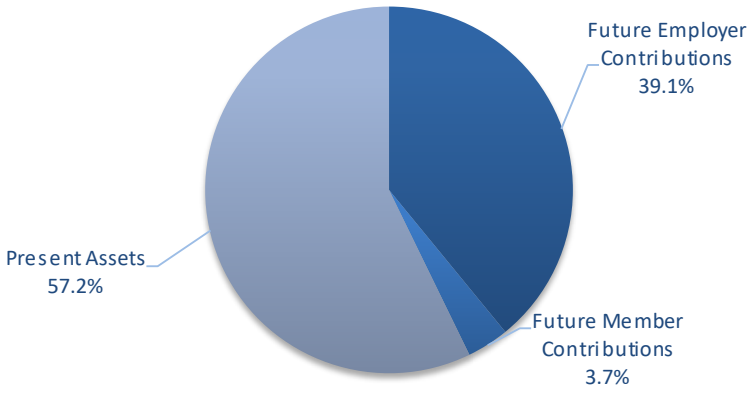


## Expected Decrements for Current Active Members

The chart shows the expected future development of the present population in simplified terms. The pension fund presently covers 57 active members. About 92% of the present population is expected to receive monthly retirement benefits by retiring directly from active service. The remaining 8% of the present population is expected to become eligible for vested terminated, refunds, disability, or death-in-service benefits.

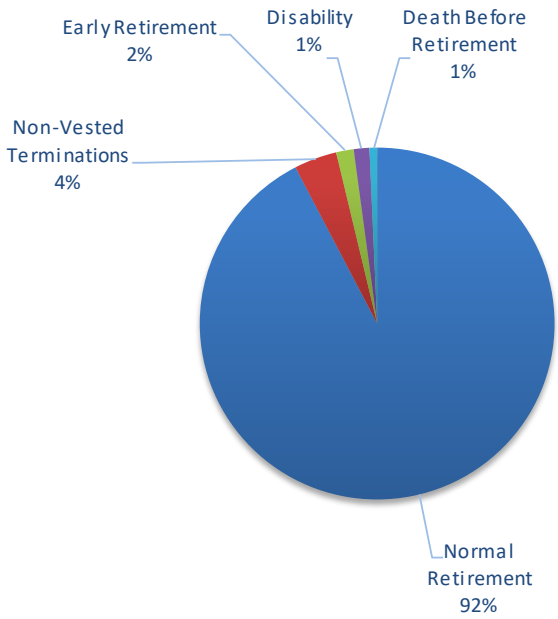

# Benefit Projection

The projection below shows the expected benefit payouts including refunds, assuming all valuation assumptions are met. It is important to understand that this projection is not a forecast, but a tool to help the plan sponsor anticipate future benefit payouts.

| Plan Year Beginning November 1, | Expected Benefit Payments |
|---|---|
| 2020 | $4,890,000 |
| 2021 | 5,068,000 |
| 2022 | 5,049,000 |
| 2023 | 4,897,000 |
| 2024 | 5,151,000 |
| 2025 | 5,437,000 |
| 2026 | 5,752,000 |
| 2027 | 6,307,000 |
| 2028 | 5,654,000 |
| 2029 | 5,379,000 |

No load for temporary child benefits is included.

# Risk Measures - Risks Associated with Measuring the Accrued Liability and Actuarially Determined Contribution

The determination of the accrued liability and the actuarially determined contribution requires the use of assumptions regarding future economic and demographic experience. Risk measures, as illustrated in this report, are intended to aid in the understanding of the effects of future experience differing from the assumptions used in the course of the actuarial valuation. Risk measures may also help with illustrating the potential volatility in the accrued liability and the actuarially determined contribution that result from the differences between actual experience and the actuarial assumptions.

Future actuarial measurements may differ significantly from the current measurements presented in this report due to such factors as the following: plan experience differing from that anticipated by the economic or demographic assumptions; changes in economic or demographic assumptions due to changing conditions; increases or decreases expected as part of the natural operation of the methodology used for these measurements (such as the end of an amortization period, or additional cost or contribution requirements based on the plan's funded status); and changes in plan provisions or applicable law. The scope of an actuarial valuation does not include an analysis of the potential range of such future measurements.

Examples of risk that may reasonably be anticipated to significantly affect the plan's future financial condition include:

1) **Investment Risk** – actual investment returns may differ from the expected returns;
2) **Asset/Liability Mismatch** – changes in asset values may not match changes in liabilities, thereby altering the gap between the accrued liability and assets and consequently altering the funded status and contribution requirements;
3) **Contribution Risk** – actual contributions may differ from expected future contributions. For example, actual contributions may not be made in accordance with the plan's funding policy or material changes may occur in the anticipated number of covered employees, covered payroll, or other relevant contribution base;
4) **Salary and Payroll Risk** – actual salaries and total payroll may differ from expected, resulting in actual future accrued liability and contributions differing from expected;
5) L**ongevity Risk** – members may live longer or shorter than expected and receive pensions for a period of time other than assumed; and
6) **Other Demographic Risks** – members may terminate, retire or become disabled at times or with benefits other than assumed resulting in actual future accrued liability and contributions differing from expected.

The effects of certain trends in experience can generally be anticipated. For example, if the investment return since the most recent actuarial valuation is less (or more) than the assumed rate, the cost of the plan can be expected to increase (or decrease). Likewise, if longevity is improving (or worsening), increases (or decreases) in cost can be anticipated.

The computed contribution shown on page B-1 may be considered as a minimum contribution rate that complies with the Board's funding policy. The timely receipt of the actuarially determined contributions is critical to support the financial health of the plan. Users of this report should be aware that contributions made at the actuarially determined rate do not necessarily guarantee benefit security.

# Risk Measures

($ in thousands)

| Actuarial Valuation Date (9/30) | (1) Actuarial Value of Assets | (2) Present Value of Future Benefits (PVFB) | (3) Unfunded PVFB (UPVFB) (2) - (1) | (4) Payroll | (5) Funded Ratio (1) / (2) | (6) Retiree Liabilities (RetLiab) | (7) RetLiab / PVFB (6)/(2) | (8) PVFB / Payroll (2) / (4) | (9) Assets / Payroll (1) / (4) | (10) UPVFB / Payroll (3) / (4) | (11) Non-Invest. Cash Flow (NICF) | (12) NICF / Assets (11)/(1) | (13) Market Rate of Return | (14) 5-year Trailing Average |
|---|---|---|---|---|---|---|---|---|---|---|---|---|---|---|
| 2016 | $ 38,952 | $ 76,938 | $ 37,986 | $ 8,906 | 50.6% | $ 35,300 | 45.9% | 863.9% | 437.4% | 426.5% | $ (874) | (2.2)% | 2.6% | N/A |
| 2017 * | 40,447 | 77,447 | 37,000 | 8,652 | 52.2% | 38,354 | 49.5% | 895.1% | 467.5% | 427.6% | (944) | (2.3)% | 13.9% | N/A |
| 2018 | 42,330 | 79,359 | 37,029 | 8,759 | 53.3% | 38,541 | 48.6% | 906.0% | 483.3% | 422.8% | 7 | 0.0% | 1.9% | 4.8% |
| 2019 * | 42,298 | 76,427 | 34,129 | 3,824 | 55.3% | 44,857 | 58.7% | 1998.4% | 1106.0% | 892.4% | (943) | (2.2)% | 11.6% | 5.8% |
| 2020 | 44,001 | 76,981 | 32,980 | 3,600 | 57.2% | 46,986 | 61.0% | 2,138.2% | 1,222.2% | 916.0% | (3,087) | (7.0)% | 5.9% | 7.1% |

** Revised actuarial assumptions.*

(5). The funded ratio is the most widely known measure of a plan's financial strength, but the trend in the funded ratio is much more important than the absolute ratio. The funded ratio should trend to 100%. As it approaches 100%, it is important to re-evaluate the level of investment risk in the portfolio and potentially to re-evaluate the assumed rate of return.

(6) and (7). The ratio of retiree liabilities to total PVFB gives an indication of the maturity of the system. As the ratio increases, cash flow needs increase, and the liquidity needs of the portfolio change. A ratio on the order of 50% indicates a maturing system.

(8) and (9). The ratio of liabilities and assets to payroll gives an indication of both maturity and volatility. Many systems have ratios between 500% and 700%. Ratios significantly above that range may indicate difficulty in supporting the benefit level as a level % of payroll.

(10). The ratio of unfunded PVFB to payroll gives an indication of the plan sponsor's ability to actually pay off the unfunded PVFB. A ratio above approximately 300% or 400% may indicate difficulty in discharging the unfunded PVFB within a reasonable time frame

(11) and (12). A positive net cash flow means contributions exceed benefits and expenses. A negative cash flow means benefits and expenses exceed contributions, and existing funds may be used to make payments. A certain amount of negative net cash flow is generally expected to occur when benefits are prefunded through a qualified trust. Large negative net cash flows as a percent of assets may indicate a super-mature plan or a need for additional contributions.

(13) and (14). Investment return is probably the largest single risk that most systems face. The year-by-year return and the five-year geometric average both give an indication of the reasonableness of the system's assumed return. Of course, past performance is not a guarantee of future results. Market rate shown is based on actuarial estimation method and will differ modestly from figures reported by the investment consultant.

# Other Observations

## General Implications of Contribution Allocation Procedure or Funding Policy on Future Expected Plan Contributions and Funded Status

Given the Plan's contribution allocation procedure, if all actuarial assumptions are met (including the assumption of the Plan earning 5.75% on the actuarial value of assets) and if the Actuarially Determined Contribution is made every year, it is expected that:

1) The unfunded actuarial accrued liabilities will be fully amortized at the end of the amortization period;
2) The funded status of the plan will increase gradually towards a 100% funded ratio; and
3) The unfunded actuarial accrued liability will decrease in all future years.

## Limitations of Funded Status Measurements

Unless otherwise indicated, a funded status measurement presented in this report is based upon the actuarial accrued liability and the actuarial value of assets. Unless otherwise indicated, with regard to any funded status measurements presented in this report:

1) The measurement is inappropriate for assessing the sufficiency of plan assets to cover the estimated cost of settling the Plan's benefit obligations, in other words, of transferring the obligations to an unrelated third party in an arm's length market value type transaction.
2) The measurement is dependent upon the actuarial cost method which, in combination with the Plan's amortization policy, affects the timing and amounts of future contributions. A funded status measurement in this report of 100% is not synonymous with no required future contributions. If the funded status were 100%, the plan would still require future normal cost contributions (i.e., contributions to cover the cost of the active membership accruing an additional year of service credit).
3) The measurement would produce a different result if the market value of assets were used instead of the actuarial value of assets.

## Limitations of Project Scope

Actuarial standards do not require the actuary to evaluate the ability of the Plan sponsor or other contributing entity to make required contributions to the plan when due. Such an evaluation was not within the scope of this project and is not within the actuary's domain of expertise. Consequently, the actuary performed no such evaluation.

## Risks to Future Employer Contribution Requirements

There are ongoing risks to future employer contribution requirements to which the Retirement System is exposed, such as:

* Actual and Assumed Investment Rate of Return
* Actual and Assumed Mortality Rates
* Amortization Policy

# SECTION B

## DETAILED VALUATION RESULTS

# Contributions to Finance Benefits of the Pension Plan for the Fiscal Year Ending October 31

| | Contribution Developement for Fiscal Year Ending October 31 | |
|---|---|---|
| | 2022 | 2021 |
| Development of Normal Cost | | |
| a) Present value of future benefit payments | $ 76,980,638 | $ 76,427,319 |
| b) Present value of future member contributions | (2,868,656) | (3,261,652) |
| c) Actuarial value of assets | (44,000,913) | (42,297,918) |
| d) Unfunded present value of future benefit payments | 30,111,069 | 30,867,749 |
| e) Interest on item d) for one year | 1,731,386 | 1,774,896 |
| f) City contribution expected during fiscal year | (3,942,972) | (2,921,839) |
| g) Mid-year Interest on item f) | (113,360) | (84,003) |
| h) Total City present value of future normal cost | 27,786,123 | 29,636,803 |
| i) Closed level dollar amortization factor (9 years) | 7.0722 | 7.6602 |
| j) Item h) divided by item i) | 3,928,939 | 3,868,938 |
| Administrative Expenses | 85,420 | 74,034 |
| Total City Normal Cost and Administrative Expenses | | |
| Dollar Amount | **$ 4,014,359** | **$ 3,942,972** |
| Expected Pay during Fiscal Year | **$ 3,058,010** | **$ 3,370,593** |
| Percent-of-Payroll | **131.27%** | **116.98%** |

The amortization factors above assume continuous payments throughout the fiscal year.

# Derivation of Experience Gain (Loss)

## Based on Unfunded Present Value of Future Benefits (UPVFB)

| | Year Ended September 30 2020 |
|---|---|
| **Derivation of Experience Gain (Loss)** | |
| (1) UPVFB at start of year | $ 34,129,401 |
| (2) Employer and Employee contributions* | 4,123,153 |
| (3) Interest accrual | 1,843,900 |
| (4) Expected UPVFB before changes: (1) - (2) + (3) | 31,850,148 |
| (5) Change from benefit provisions | 0 |
| (6) Change from revised actuarial assumptions | 0 |
| (7) Expected UPVFB after changes: (4) + (5) + (6) | 31,850,148 |
| (8) Actual UPVFB at end of year | 32,979,725 |
| (9) Gain (loss): (7) - (8) | (1,129,577) |
| (10) Gain (loss) as percent of present value of future benefits at start of year | (1.48)% |

## Based on Entry Age Actuarial Accrued Liability (UAAL)

| | Year Ended September 30 2020 |
|---|---|
| **Derivation of Experience Gain (Loss)** | |
| (1) UAAL at start of year | $ 28,322,192 |
| (2) Total Normal Cost | 1,118,387 |
| (3) Employer and Employee contributions* | 4,123,153 |
| (4) Interest accrual | 1,542,139 |
| Expected UAAL before changes: | |
| (5) (1) + (2) - (3) + (4) | 26,859,565 |
| (6) Change from Voluntary Separation Plan | 0 |
| (7) Change from revised actuarial assumptions | 0 |
| Expected UAAL after changes: | |
| (8) (4) + (5) + (6) | 26,859,565 |
| (9) Actual UAAL at end of year | 27,867,906 |
| (10) Gain (loss): (7) - (8) | (1,008,341) |
| (11) Gain (loss) as percent of Actuarial Accrued Liability at start of year | (1.43)% |

* *Employee contributions for those who chose to remain with the City Plan was $682,698 during the fiscal year (Source: Member data). Employer contributions was $3,440,455 during the fiscal year.*

# City Contributions: Historical Comparison

| Fiscal Year Ending 10/31 | Valuation Date 10/31 | Estimated Contributions | Actual Contribution |
|---|---|---|---|
| 2010 * | 2009 | $ 2,206,690 | $ 1,797,683 |
| 2011 * | 2010 | 2,214,118 | 2,653,556 |
| 2012 * | 2010 | 2,214,118 | 2,473,301 |
| 2013 * | 2011 | 2,580,017 | 3,718,194 |
| 2014 | 2012 | 2,737,752 | 2,919,862 |
| 2015 | 2013 | 2,721,986 | 2,662,322 |
| 2016 | 2014 | 2,708,565 | 2,619,993 |
| 2017 | 2015 | 2,657,867 | 2,601,983 |
| 2018 | 2016 | 2,706,972 | 2,620,298 |
| 2019 | 2017 | 2,814,812 | 2,999,709 |
| 2020 | 2018 | 2,921,839 | 3,440,455 |
| 2021 | 2019 | 3,942,972 | |
| 2022 | 2020 | 4,014,359 | |

** Data for fiscal years prior to 2014 was taken from the October 31, 2011 valuation report.*

# SECTION C

## SUMMARY OF THE PRINCIPAL PROVISIONS OF THE PLAN AND VALUATION DATA SUBMITTED BY THE PENSION PLAN

# Summary of the Principal Provisions of the Plan as of October 31, 2020

**Covered Employees** – A person employed prior to February 1, 2020 by the City of Joplin, Missouri, in the Fire Department in active service in any capacity; or in the Police Department as a uniformed or sworn police officer in active service. Secretaries, clerks, dispatchers, jailers, animal wardens, street painters, cooks, temporary employees, seasonal employees, part-time employees, and other employees or associates are not covered.

**Credited Service** – Total time in complete and fractional years (based on the number of months) during which the Covered Employee makes the required Employee Contribution.

**Compensation** – Amounts paid by the City which constitute regular wages, longevity pay, stipends, overtime pay, sick pay, vacation pay, compensable time pay, amounts deferred, and employee salary reduction amounts contributed to the City's Flexible Benefit Plan.

**Average Monthly Compensation** – The Compensation of a participant during the highest thirty-six consecutive months out of the last sixty consecutive months immediately preceding retirement, divided by thirty-six. If the participant does not have thirty-six months in which Compensation was received, the average shall be based on the actual period (in months and days) in which Compensation was received.

**Employee Contributions** – 18.08% of Compensation for covered employees hired on or before January 31, 2009. 10.0% of Compensation for Covered Employees hired after January 31, 2009.

**Normal Retirement**:

***Eligibility*** – Age 60 with at least one year of continuous service, or any age with twenty (twenty-five if date of hire is after January 31, 2009) or more years of Credited Service.

***Monthly Amount*** – A monthly benefit payable for life, equal to 50% (55% if hired after January 31, 2009) of the participant's Average Monthly Compensation, with the following adjustments:

1. For each year of Credited Service in excess of 20 (25 if hired after January 31, 2009) the participant shall receive an additional benefit of 1% of Average Monthly Compensation up to a maximum total benefit of 65% (60% if hired after January 31, 2009) of Average Monthly Compensation.
2. If the participant has less than 20 (25 if hired after January 31, 2009) years of Credited Service, the benefit shall be reduced by 1/20 (1/25 if hired after January 31, 2009) for each year less than 20 (25 if hired after January 31, 2009) years.

**Early Retirement**:

***Eligibility*** – For Participants hired after January 31, 2009, who have not attained age 60, any age with at least twenty but less than twenty-five years of Credited Service. Participants hired on or before January 31, 2009 are not eligible for an early retirement benefit.

***Monthly Amount*** – A monthly benefit payable for life, equal to 2.0% of the participant's Average Monthly Compensation times the number of full years of Credited Service.

**Duty Disability Retirement:**

***Eligibility*** – If a Covered Employee becomes physically or mentally unfit for the regular duties of employment as a result of disease or injury contracted or sustained while in the actual discharge and performance of the duties of employment.

***Monthly Amount*** – A monthly benefit payable for life computed in the same manner as the normal retirement amount based on Credited Service and Average Monthly Compensation at time of disability. If the Covered Employee has less than 20 (25 if hired after January 31, 2009) years of service, the Covered Employee will receive an additional 10% of their monthly benefit for each Eligible Spouse and Qualified Child under age 18, up to a maximum of 130% of the monthly normal retirement benefit.

**Non-Duty Disability Retirement:**

***Eligibility*** – If a Covered Employee with three or more years of Credited Service becomes physically or mentally unfit for the regular duties of employment under circumstances that do not qualify for the duty death benefit, and prior to retirement.

***Monthly Amount*** – A monthly benefit payable for life for a participant with less than 20 (25 if hired after January 31, 2009) years of service shall be computed in the same manner as the normal retirement amount based on Credited Service and Average Monthly Compensation at time of disability. In addition, the covered employee will receive an additional benefit equal to 0.5% for each year of Credited Service times Average Monthly Compensation for each Eligible Spouse and Qualified Child under age 18, up to a maximum of 4% for each year of Credited Service times Average Monthly Compensation.

**Duty Death Before Retirement:**

***Eligibility*** – Death as a result of a disease or injury contracted or sustained while in the actual discharge and performance of the duties of employment.

***Monthly Amount*** – A monthly benefit payable for the life of the Eligible Spouse computed in the same manner as the normal retirement amount based on Credited Service and Average Monthly Compensation at time of death. In addition, a temporary benefit equal to 20% of the normal retirement amount payable to each Qualified Child under age 18. If a Covered Employee's Eligible Spouse does not survive them, then 100% of the normal retirement benefit is paid to the first Qualified Child, with an additional 20% of the normal retirement benefit for each additional Qualified Child. The maximum total monthly benefit payable to survivors is 150% of the normal retirement benefit.

**Non-Duty Death Before Retirement:**

***Eligibility*** – Death of a Covered Employee after having completed three or more years of Credited Service under circumstances that do not qualify for the duty death benefit, and prior to retirement.

***Monthly Amount*** – A monthly benefit payable for the life of the Eligible Spouse computed in the same manner as the normal retirement amount based on Credited Service and Average Monthly Compensation at time of death. In addition, a temporary benefit equal to 0.5% for each year of Credited Service times Average Monthly Compensation payable to each Qualified Child under age 18. If a Covered Employee's Eligible Spouse does not survive them, then 1.5% for each year of Credited Service times Average Monthly Compensation is paid to the first Qualified Child, with an additional 0.5% for each year of Credited Service times Average Monthly Compensation for each additional Qualified Child. The maximum total monthly benefit payable to survivors is 4% for each year of Credited Service times Average Monthly Compensation.

**Post-Retirement Benefit Adjustments** – The monthly retirement benefit payable to a participant who retired before April 9, 1972 shall be adjusted to one-half of the average monthly salary of all Covered Employees in the police and fire departments.

**Refund of Contributions:**

***Hired on or before January 31, 2009*** – When a Covered Employee terminates employment for any reason, the Plan shall pay the participant their Accumulated Employee Contributions without interest (In addition to their monthly benefit amount).

***Hired after January 31, 2009*** – When a Covered Employee attains twenty years of Credited Service or age 60, the Accumulated Employee Contributions will remain in the Plan. When a Covered Employee terminates employment without immediate eligibility for a monthly benefit amount, the Plan shall pay the participant their Accumulated Employee Contributions without interest.

**Survivor's Benefit –** Upon the death of a participant who has retired either after reaching age 60 or after acquiring 20 or more years of Credited Service, or after becoming disabled, the Eligible Spouse shall be entitled to a monthly survivor's benefit equal to 50%, plus 20% for each Qualified Child under the spouse's care, of the participant's monthly normal retirement benefit. In the event that no Eligible Spouse survives the participant, the monthly survivor's benefit payable on behalf of the surviving Qualified Children, if any, shall be equal to 40% of the participant's monthly normal retirement benefit for the first Qualified Child and an additional 15% for each additional Qualified Child. The overall maximum survivor's benefit is 100% of the participant's monthly normal retirement benefit.

*This is a brief summary of the City of Joplin, Missouri Policemen's and Firemen's Pension Plan benefit provisions. In the event that any description contained herein differs from the actual eligibility or benefit, the appropriate employee contract or governing document will prevail.*

# Financial Information Submitted by the City

## Reconciliation of Market Value of Assets

| | 2020 | 2019 |
|---|---|---|
| Market Value BOY | $44,648,763 | $40,913,192 |
| Market Value Adjustment | 0 | 0 |
| Adjusted Market Value BOY | $44,648,763 | $40,913,192 |
| Employer Contributions | 3,440,455 | 2,999,709 |
| Employee Contributions | 881,238 | 1,307,243 |
| Transfers | 0 | 0 |
| Net Appreciation in Fair Value of Investments | 1,752,952 | 3,548,745 |
| Interest and Dividends | 873,943 | 1,168,367 |
| Change in Interest Receivable | (242) | (226) |
| Investment Expenses | (73,587) | (40,250) |
| Other Investment Income | 0 | 1,548 |
| Total Revenues | $ 6,874,759 | $ 8,985,136 |
| Benefits | 3,690,544 | 3,475,039 |
| Refunds of Contributions | 3,633,191 | 1,700,492 |
| Administrative Expenses | 85,420 | 74,034 |
| Conferences and Seminars | 0 | 0 |
| Other Expenses | 0 | 0 |
| Total Disbursements | $ 7,409,155 | $ 5,249,565 |
| Adjustment | 0 | 0 |
| Market Value EOY | $44,114,367 | $44,648,763 |

## Statement of Assets

| | 2020 | 2019 |
|---|---|---|
| Cash & Equivalents | $ 1,296,623 | $ 122,968 |
| Recievables & Accruals | 13 | 255 |
| Real Estate | 7,352,017 | 6,139,561 |
| Mutual Funds | 35,465,714 | 38,385,979 |
| Total Current Assets - Market Value | $44,114,367 | $44,648,763 |

# Derivation of Actuarial Value of Assets

| Valuation Date October 31, | 2020 | 2021 | 2022 | 2023 | 2024 |
|---|---|---|---|---|---|
| A. Funding Value Beginning of Year | $42,297,918 | | | | |
| B. Market Value End of Year | 44,114,367 | | | | |
| C. Market Value Beginning of Year | 42,297,918 [1] | | | | |
| D. Non-Investment Net Cash Flow | (736,617) [2] | | | | |
| E. Investment Return: | | | | | |
| E1. Market Total: B-C-D | 2,553,066 | | | | |
| E2. Assumed Rate | 5.75% | | | | |
| E3. Amount for Immediate Recognition | 2,411,249 | | | | |
| E4. Amount for Phased-In Recognition | 141,817 | | | | |
| F. Phased-In Recognition of Investment Return: | | | | | |
| F1. Current Year: 0.20 x E4 | $ 28,363 | | | | |
| F2. First Prior Year | 0 | $ 28,363 | | | |
| F3. Second Prior Year | 0 | 0 | $ 28,363 | | |
| F4. Third Prior Year | 0 | 0 | 0 | $ 28,363 | |
| F5. Fourth Prior Year | 0 | 0 | 0 | 0 | $28,365 |
| F6. Total Recognized Investment Gain | 28,363 | 28,363 | 28,363 | 28,363 | 28,365 |
| G. Valuation Assets | | | | | |
| G1. Preliminary Valuation Assets: A+D+E3+F6 | 44,000,913 | | | | |
| G2. Market Value Corridor | 20% | | | | |
| G3. Upper Corridor Limit = (100%+G2)*B | 52,937,240 | | | | |
| G4. Lower Corridor Limit = (100%-G2)*B | 35,291,494 | | | | |
| G5. Adjustment to Remain within Corridor | 0 | | | | |
| G6. Valuation Assets | 44,000,913 | | | | |
| H. Difference Between Funding & Market Values | (113,454) | | | | |
| I. Funding Value Rate of Return | 5.8% | | | | |
| J. Market Value Rate of Return | 5.9% [3] | | | | |
| K. Ratio of Funding Value to Market Value | 99.7% | | | | |

[1] *Decreased by the Accumulated Contributions of transferring members ($2,350,845) as of the beginning of year.*

[2] *Increased by the Accumulated Contributions of transferring members ($2,350,845) as of the beginning of year.*

[3] *The Market Value Rate of Return without adjustment to cashflows. The formula of E1 / ( (B+C-E1) / 2 ), using the adjusted cashflows above, yields 6.1%.*

The Funding Value of Assets recognizes assumed investment income (line E3) fully each year. Differences between actual and assumed investment income (line E4) are phased-in over a closed five-year period. During periods when investment performance exceeds the assumed rate, the Funding Value of Assets will tend to be less than Market Value. During periods when investment performance is less than the assumed rate, the Funding Value of Assets will tend to be greater than Market Value. If assumed rates are exactly realized for four consecutive years, it will become equal to Market Value.

# Retirees and Beneficiaries as of October 31, 2020

## By Type of Benefit

| Type of Benefit Being Paid | No. | Annual Benefits | Average Benefits |
|---|---|---|---|
| Normal Retirement | 133 | $ 3,419,288 | $ 25,709 |
| Duty Disability Retirement | 1 | 17,386 | 17,386 |
| Non-Duty Disability Retirement | 2 | 37,176 | 18,588 |
| Survivor Benefits | 35 | 250,853 | 7,167 |
| **Total** | **171** | **$ 3,724,703** | **$ 21,782** |

## By Attained Age

| Attained Age | No. | Annual Allowances |
|---|---|---|
| Under 35 | 1 | $ 1,200 |
| 35-39 | 0 | 0 |
| 40-44 | 2 | 55,814 |
| 45-49 | 15 | 512,045 |
| 50-54 | 20 | 618,078 |
| 55-59 | 20 | 600,501 |
| 60-64 | 19 | 490,633 |
| 65-69 | 26 | 530,374 |
| 70-74 | 30 | 544,690 |
| 75-79 | 9 | 94,196 |
| 80-84 | 16 | 151,572 |
| 85-89 | 8 | 88,059 |
| 90-94 | 4 | 32,001 |
| 90-95 | 1 | 5,540 |
| **Totals** | **171** | **$3,724,703** |

Average Age on Valuation Date: 66.3 years
Average Age at Retirement: 49.7 years

# Active Participants as of October 31, 2020
# by Nearest Age and Years of Service

| Near Age | Years of Service to Valuation Date | | | | | | | Totals | |
|---|---|---|---|---|---|---|---|---|---|
| | 0-4 | 5-9 | 10-14 | 15-19 | 20-24 | 25-29 | 30 Plus | No. | Valuation Payroll |
| 30-34 | | 2 | 3 | | | | | 5 | $ 270,357 |
| 35-39 | | | 11 | 1 | | | | 12 | 722,032 |
| 40-44 | | | 5 | 5 | | | | 10 | 579,391 |
| 45-49 | | | 4 | 14 | | | | 18 | 1,184,047 |
| 50-54 | | | 2 | 9 | | | | 11 | 779,444 |
| 55-59 | | | | | | | | | |
| 60+ | | | 1 | | | | | 1 | 64,973 |
| **Totals** | | **2** | **26** | **29** | | | | **57** | **$ 3,600,244** |

While not used in the financial computations, the following group averages are computed and shown because of their general interest.

| | |
|---|---|
| Age: | 43.9 years |
| Service: | 15.4 years |
| Annual Pay: | $63,162 |

# Data Reconciliation

| | Active | Retirees | Beneficiaries | Disabled | Total |
|---|---|---|---|---|---|
| October 31, 2019 | 63 | 130 | 32 | 4 | 229 |
| New Disabled Participant(s) | | | | | 0 |
| New Retired Participant(s) | (6) | 6 | | | 0 |
| Terminated Non-Vested | | | | | 0 |
| Deaths | | (2) | | (1) | (3) |
| New Entrants/Additions | | | 2 | | 2 |
| Data Correction/Suspended Benefits | | | | | 0 |
| October 31, 2020 | **57** | **134** | **34** | **3** | **228** |

# SECTION D

## ACTUARIAL COST METHOD, ACTUARIAL ASSUMPTIONS AND DEFINITIONS OF TECHNICAL TERMS

# Actuarial Cost Method

The actuarial cost method is a procedure for allocating the actuarial present value of pension benefits to time periods. The method used for your valuation is known as the aggregate actuarial cost method, and has the following characteristics:

- The present value of future benefits is reduced by the actuarial value of assets and the present value of future member contributions. This unfunded amount is projected to the applicable fiscal year with interest less the intervening City contribution expected from the prior valuation. The unfunded present value of future normal costs are amortized using level dollar payments over a closed 10-year period and beginning in the fiscal year ending 2021.

- The actuarial value of assets used for funding purposes is described as follows: prior year actuarial value of assets are increased by actual member and City contributions and expected investment income and decreased by actual refunds, benefit payments and administrative expenses. Added to this amount is 20% of the difference between expected and actual investment income for the current year and each of the previous four years. The Actuarial Value of Assets is limited to no less than 80% and no more than 120% of the market value of assets.

# Actuarial Assumptions Used for the Valuation

Funding objective contribution requirements and actuarial present values are calculated by applying estimates of future System activities (actuarial assumptions) to the benefit provisions and people information of the fund, using the actuarial cost method described on the previous page.

The principal areas of activity which require estimates are:

(i) rates of inflation impacting assets of the System and active member pays

(ii) long-term rates of investment return to be generated by the assets of the System

(iii) rates of salary increase to members

(iv) rates of mortality among members, retirants and beneficiaries

(v) rates of withdrawal of active members

(vi) rates of retirement due to age and service

(vii) rates of disability among members

In making a valuation, the monetary effect of each activity is calculated for as long as a present covered person survives - - - a period of time which can be as long as a century.

Actual activities of the Pension Plan will not coincide exactly with estimated activities due to the nature of the activities. Each valuation provides a complete recalculation of estimated future activities and takes into account the effect of differences between estimated and actual activities to date. The result is a continual series of adjustments (usually small) to the computed contribution rate. From time-to-time one or more of the estimates are modified to reflect experience trends (but not random or temporary year to-year fluctuations).

---

Rates of salary increases, retirements, terminations, and mortality were updated for the October 31, 2017 valuation in accordance with the experience study for the five-year period ending October 31, 2016. The actuarial cost method and assumed rate of interest were first used in the restatement of the October 31, 2019 valuation performed due to the Pension Plan Closure, effective February 28, 2020.

All actuarial assumptions are expectations of future experience, not market measures.

# Actuarial Assumptions Used for the Valuation

**Rates of Investment Return.** 5.75% per annum, compounded annually, net of investment expenses.

**Rates of Price Inflation.** 2.50% per annum, compounded annually. This is the rate at which growth in the supply of money and credit is estimated to exceed growth in the supply of goods and services. It may be thought of as the rate of depreciation of the purchasing power of the dollar. There are a number of indices for measuring the inflation rate. The recent inflation rate, as measured by the Consumer Price Index, has been:

| | Year Ended October 31 | | | | | Average |
|---|---|---|---|---|---|---|
| | 2020 | 2019 | 2018 | 2017 | 2016 | for Period |
| Actual | 1.20% | 1.80% | 2.50% | 2.00% | 1.60% | 1.82% |
| Assumed | 2.50% | 2.50% | 2.50% | 2.50% | 2.50% | 2.50% |

**Rates of Real Investment Return of Prices.** 3.25% per annum, compounded annually. This is the rate of return assumed to be produced by investing a pool of assets in an inflation-free environment. Recent real investment return for the Pension Plan has been:

| | Year Ended October 31 | | | | | Average |
|---|---|---|---|---|---|---|
| | 2020 | 2019 | 2018 | 2017 | 2016 | for Period |
| Total Investment Return | 5.90% | 11.60% | 1.90% | 13.90% | 2.60% | 7.07% |
| Less Inflation Rate | 1.20% | 1.80% | 2.50% | 2.00% | 1.60% | 1.82% |
| Actual Real Investment Return | 4.70% | 9.80% | -0.60% | 11.90% | 1.00% | 5.25% |
| Assumed Real Investment Return | 3.25% | 4.25% | 4.25% | 4.50% | 4.50% | 4.15% |
| Assumed Investment Return | 5.75% | 6.75% | 6.75% | 7.00% | 7.00% | 6.65% |

The total investment return rate was computed using the approximate formula i = I divided by 1/2 (A + B - I), where I is actual realized investment income plus market value adjustments, A is the beginning of year asset value, and B is the end of year asset value.

The preceding investment return rates reflect the particular characteristics of this Pension Plan and should not be used to measure an investment advisor's performance or for comparison with other retirement systems. Such use will usually mislead.

# Actuarial Assumptions Used for the Valuation

**Rates of Salary Increases**. Employee salaries are estimated to increase between the date of hire and date of retirement. Salary increases occur in recognition of (i) individual merit and seniority, (ii) inflation related depreciation of the purchasing power of salaries, and (iii) competition from other employers for personnel.

A schedule of estimated rates of increases in individual salaries for sample ages follows:

**Annual Rates of Salary Increases for Sample Ages**

| | Police | | | Fire | | |
|---|---|---|---|---|---|---|
| Years of Service | Merit & Seniority | Wage Inflation | Total | Merit & Seniority | Wage Inflation | Total |
| 0 - 4 | 8.5% | 2.5% | 11.0% | 8.5% | 2.5% | 11.0% |
| 5 - 9 | 2.0% | 2.5% | 4.5% | 1.5% | 2.5% | 4.0% |
| 10 - 14 | 1.0% | 2.5% | 3.5% | 0.5% | 2.5% | 3.0% |
| 15 - 19 | 0.8% | 2.5% | 3.3% | 0.0% | 2.5% | 2.5% |
| 20 - 24 | 0.5% | 2.5% | 3.0% | 0.0% | 2.5% | 2.5% |
| 25 - 29 | 0.5% | 2.5% | 3.0% | 0.0% | 2.5% | 2.5% |
| 30 plus | 0.5% | 2.5% | 3.0% | 0.0% | 2.5% | 2.5% |

**Rates of Withdrawal from Active Membership**. These rates represent the probabilities of members leaving employment for reasons other than death or disability and prior to their becoming eligible to retire.

**Rates of Termination**

| Years of Service | Terminations | |
|---|---|---|
| | Police | Fire |
| 0 | 20.0% | 10.0% |
| 1 | 14.0% | 10.0% |
| 2 | 7.0% | 10.0% |
| 3 | 7.0% | 10.0% |
| 4 | 7.0% | 10.0% |
| 5 - 9 | 7.0% | 5.0% |
| 10 plus | 1.0% | 1.0% |

# Actuarial Assumptions Used for the Valuation

**Rates of Disability**. These rates represent the probabilities of active members becoming disabled.

**Rates of Disability**

| Age | Disabilities |
|---|---|
| 22 | 0.08% |
| 27 | 0.09% |
| 32 | 0.12% |
| 37 | 0.17% |
| 42 | 0.26% |
| 47 | 0.41% |
| 52 | 0.68% |
| 57 | 1.16% |
| 60 plus | 0.00% |

**Rates of Retirement**. These rates represent the probabilities of eligible members retiring. Active members age 60 and over are assumed to retire immediately.

**Retirement Rates**

| Years of Service | Hired on or before January 31, 2009 | | Hired after January 31, 2009* | |
|---|---|---|---|---|
| | Police | Fire | Police | Fire |
| 20 | 80% | 50% | 25% | 15% |
| 21 | 50% | 30% | 15% | 10% |
| 22 | 50% | 30% | 15% | 10% |
| 23 | 50% | 30% | 15% | 10% |
| 24 | 50% | 30% | 15% | 10% |
| 25 | 50% | 30% | 75% | 50% |
| 26 | 50% | 30% | 50% | 30% |
| 27 | 50% | 30% | 50% | 30% |
| 28 plus | 50% | 30% | 50% | 30% |

* *Members hired after January 31, 2009 with between 20 and 25 years of Credited Service are eligible for Early Retirement.*

# Actuarial Assumptions Used for the Valuation

**Rates of Mortality**. This estimate is used to measure the probabilities of members dying before retirement and the probabilities of each benefit payment being made after retirement. The mortality tables used to measure retired life mortality are described below:

The RP-2014 tables adjusted for mortality improvement back to the observation period base years for men and women of 2017 and 2006 respectively. Future mortality improvement was modeled using the 2-dimensional MP-2016 mortality projection scales. Sample values follow:

**Mortality Rates**

| | Male | | | Female | | |
|---|---|---|---|---|---|---|
| 2020 Age | Service | Disability | Death-in-Service* | Service | Disability | Death-in-Service* |
| 25 | 0.064% | 0.217% | 0.052% | 0.032% | 0.088% | 0.015% |
| 30 | 0.084% | 0.490% | 0.045% | 0.060% | 0.226% | 0.022% |
| 35 | 0.128% | 0.902% | 0.055% | 0.108% | 0.452% | 0.031% |
| 40 | 0.215% | 1.502% | 0.074% | 0.165% | 0.714% | 0.043% |
| 45 | 0.332% | 2.033% | 0.118% | 0.209% | 0.908% | 0.065% |
| 50 | 0.459% | 2.302% | 0.190% | 0.263% | 1.133% | 0.105% |
| 55 | 0.588% | 2.398% | 0.286% | 0.368% | 1.473% | 0.170% |
| 60 | 0.803% | 2.749% | 0.485% | 0.554% | 1.815% | 0.261% |
| 65 | 1.245% | 3.582% | 0.936% | 0.829% | 2.148% | 0.381% |

* *75% of pre-retirement deaths are assumed to be non-duty.*

**For Healthy Retirees Based on Ages as of 2020**

| Sample Ages | Value at Retirement of $1 Monthly for Life | | Future Life Expectancy (Years) | |
|---|---|---|---|---|
| | Men | Women | Men | Women |
| 45 | $180.22 | $187.29 | 38.31 | 42.39 |
| 50 | 172.90 | 179.99 | 33.48 | 37.37 |
| 55 | 164.04 | 170.72 | 28.78 | 32.43 |
| 60 | 152.98 | 159.39 | 24.19 | 27.64 |
| 65 | 139.84 | 145.92 | 19.82 | 23.07 |
| 70 | 125.01 | 130.02 | 15.81 | 18.73 |
| 75 | 108.74 | 111.70 | 12.19 | 14.68 |
| 80 | 91.27 | 91.65 | 9.02 | 11.03 |

# Miscellaneous and Technical Assumptions

**Pay Increase Timing.** Beginning of (Fiscal) year. This is equivalent to assuming that reported pays represent amounts paid to members during the year ended on the valuation date.

**Decrement Timing.** Decrements of all types are assumed to occur at the middle of the year.

**Eligibility Testing.** Eligibility for benefits is determined based upon the age nearest birthday and service nearest whole year on the date the decrement is assumed to occur.

**Benefit Service.** Exact fractional service is used to determine the amount of benefit payable.

**Data Adjustments.** Prior year salaries were used for members with lower valuation pay resulting from a leave of absence. Annualized salaries were used for new members.

**Decrement Relativity.** Decrement rates are used directly, without adjustment for multiple decrement table effects.

**Decrement Operation.** Disability and withdrawal do not operate during normal retirement eligibility. Withdrawal does not operate during early retirement eligibility.

**Normal Form of Benefit.** The assumed normal form of benefit is 50% joint and survivor.

**Loads.** A 1.0% load was applied to disability and death-in-service decrements to approximate the temporary benefits for Qualified Children.

**Incidence of Contributions.** Contributions are assumed to be received continuously throughout the fiscal year.

**Financing of Present Value of Future Benefits.** Present Value of Future Benefits were amortized using 9 future level-dollar payments, taking into account the amount to be contributed one year in the future as determined in the previous valuation.

**Marital Status.** Participants are assumed to have an 85% probability of being married at time of retirement. Males are assumed to be two years older than their spouses.

**Cost-of-Living Increases.** Covered Employees retired prior to April 9, 1972 are eligible for Cost-of-Living increases. An annual increase of 2.5% is assumed. This does not apply to the any current retiree as of the valuation date.

**Data Adjustments.** Estimated annualized pay and previous year pay was used for new active members and those employees with military leave of absence respectively. One disabled retiree whose benefit is paid primarily by disability insurance is assumed to have the full benefit paid by the Plan beginning at age 65.

# Definitions of Technical Terms

**Accrued Service**. Service credited under the system which was rendered before the date of the actuarial valuation.

**Actuarial Accrued Liability**. The difference between the actuarial present value of system benefits and the actuarial present value of future normal costs. Also referred to as "past service liability."

**Actuarial Assumptions**. Estimates of future experience with respect to rates of mortality, disability, turnover, retirement, rate or rates of investment income and salary increases. Decrement assumptions (rates of mortality, disability, turnover and retirement) are generally based on past experience, often modified for projected changes in conditions. Economic assumptions (salary increases and investment income) consist of an underlying rate in an inflation-free environment plus a provision for a long-term average rate of inflation.

**Actuarial Cost Method**. A mathematical budgeting procedure for allocating the dollar amount of the "actuarial present value of future benefits" between future normal costs and actuarial accrued liability. Sometimes referred to as the "actuarial funding method."

**Actuarial Equivalent**. One series of payments is said to be actuarially equivalent to another series of payments if the two series have the same actuarial present value.

**Actuarial Gain (Loss).** The difference between actual unfunded actuarial accrued liabilities and anticipated unfunded actuarial accrued liabilities -- during the period between two valuation dates. It is a measurement of the difference between actual and expected experience.

**Actuarial Present Value**. The amount of funds currently required to provide a payment or series of payments in the future. It is determined by discounting future payments at predetermined rates of interest, and by probabilities of payments.

**Amortization**. Paying off an interest-discounted amount with periodic payments of interest and (generally) principal -- as opposed to paying off with a lump sum payment.

**Normal Cost**. The portion of the actuarial present value of future benefits that is assigned to the current year by the actuarial cost method. Sometimes referred to as "current service cost."

**Unfunded Actuarial Accrued Liabilities**. The difference between actuarial accrued liabilities and valuation assets. Sometimes referred to as "unfunded past service liability" or "unfunded supplemental present value."

**Joplin Sports Authority, Inc.**
***A Component Unit of the***
***City of Joplin***

**Auditor's Report and Financial Statements**
**For the years ended October 31, 2020 and 2019**

W. BENMILLER, CPA LLC

**Joplin Sports Authority, Inc.**

**For the Years Ended October 31, 2020 and 2019**

**Table of Contents**


| | |
|---|---|
| Independent Auditor's Report | 1 - 2 |
| Management's Discussion and Analysis | 3 - 5 |
| Statements of Net Position | 6 |
| Statements of Revenues, Expenses, and Changes in Net Position | 7 |
| Statements of Cash Flows | 8 |
| Notes to the Financial Statements | 9 - 13 |

W. BENMILLER, CPA LLC

# INDEPENDENT AUDITOR'S REPORT

**To the Board of Directors of**
**Joplin Sports Authority, Inc.**

We have audited the accompanying financial statements of Joplin Sports Authority (a component unit of the City of Joplin, Missouri), which comprise the statements of net position as of October 31, 2020 and 2019, and the related statements of revenues, expenses and change in net position and cash flows for the years then ended, and the related notes to the financial statements.

## Management's Responsibility for the Financial Statements

Management is responsible for the preparation and fair presentation of these financial statements in accordance with accounting principles generally accepted in the United States of America; this includes the design, implementation, and maintenance of internal control relevant to the preparation and fair presentation of financial statements that are free from material misstatement, whether due to fraud or error.

## Auditor's Responsibility

Our responsibility is to express an opinion on these financial statements based on our audits. We conducted our audits in accordance with auditing standards generally accepted in the United States of America. Those standards require that we plan and perform the audits to obtain reasonable assurance about whether the financial statements are free from material misstatement.

An audit involves performing procedures to obtain audit evidence about the amounts and disclosures in the financial statements. The procedures selected depend on the auditor's judgment, including the assessment of the risks of material misstatement of the financial statements, whether due to fraud or error. In making those risk assessments, the auditor considers internal control relevant to the entity's preparation and fair presentation of the financial statements in order to design audit procedures that are appropriate in the circumstances, but not for the purpose of expressing an opinion on the effectiveness of the entity's internal control. Accordingly, we express no such opinion. An audit also includes evaluating the appropriateness of accounting policies used and the reasonableness of significant accounting estimates made by management, as well as evaluating the overall presentation of the financial statements.

We believe that the audit evidence we have obtained is sufficient and appropriate to provide a basis for our audit opinion.

## Opinion

In our opinion, the financial statements referred to above present fairly, in all material respects, the net position of the Joplin Sports Authority, Inc. as of October 31, 2020 and 2019, and the changes in its net position and its cash flows for the years then ended, in accordance with accounting principles generally accepted in the United States of America.

3 South Main Street
Webb City, MO 64870
Phone: 417.674.1213
www.cpabenmiller.com

**Other Matters**

Accounting principles generally accepted in the United States of America require that management's discussion and analysis on pages 3 through 5 be presented to supplement the basic financial statements. Such information, though not a required part of the basic financial statements, is required by the Governmental Accounting Standards Board, who considers it to be an essential part of the financial reporting for placing the basic financial statements in an appropriate operational, economic, and historic context. We have applied certain limited procedures to the required supplementary information in accordance with auditing standards generally accepted in the United States of America, which consisted of inquires of management about the methods of preparing the information and comparing the information for consistency with management's responses to our inquiries, the basic financial statements, and other knowledge we obtained during our audit of the basic financial statements. We do not express an opinion or provide any assurance on the information because the limited procedures do not provide us with sufficient evidence to express an opinion or provide any assurance.



W. Ben Miller, CPA LLC
Webb City, Missouri
December 17, 2020

As management of the Joplin Sports Authority, a component unit of the City of Joplin, Missouri, we offer readers this narrative overview and analysis of the financial activities of the Joplin Sports Authority for the fiscal year ended October 31, 2020. The intent of this discussion and analysis is to look at the Joplin Sports Authority's financial performance as a whole. We encourage readers to consider the information presented here in conjunction with additional information that we have furnished in the basic financial statements including the notes to the financial statements.

## Financial Highlights

The basic financial statements report information about the Authority using the economic resources measurement focus and accrual basis of accounting. Key financial highlights for the fiscal year ended October 31, 2020 are as follows:

- The Joplin Sports Authority's total net position decreased by $62,796.
- The Joplin Sports Authority has no outstanding long-term debt.

## Overview of the Financial Statements

This discussion and analysis is provided as an introduction to the basic financial statements. This annual report consists of two parts: management's discussion and analysis (this section), and the basic financial statements.

**Government-wide financial statements -** The government-wide financial statements are a broad overview of the Joplin Sports Authority's finances, in a manner similar to a private business.

The statement of net position presents all of the Joplin Sports Authority's assets and liabilities with the difference between the two reported as net position. Net position is an important measure of the Joplin Sports Authority's overall financial health. The increases and decreases in net position can be monitored to determine whether the Joplin Sports Authority's financial position is improving or deteriorating.

The statement of revenues, expenses and changes in net position presents information showing how the Joplin Sports Authority's net position changed during the fiscal year ended October 31, 2020. All of the current fiscal year's revenues and expenses are accounted for in this statement, regardless of when cash is received or paid.

The statement of cash flows reports cash and cash equivalent activities for the fiscal year ended October 31, 2020 as a result of operating, noncapital financing, capital and investing activities.

**Fund financial statements -** A fund is a grouping of related accounts that is used to maintain control over resources that have been segregated for specific activities or objectives. The Joplin Sports Authority uses fund accounting to ensure compliance with finance-related legal requirements.

**Notes to the financial statements -** The notes provide additional information that is essential to a full understanding of the data provided in the government-wide and fund financial statements.

## Government-wide Financial Analysis

As indicated earlier, net position may serve as a useful indicator of the Joplin Sports Authority's financial position. As of October 31, 2020, assets exceeded liabilities by $138,886. One of the largest portions of the Joplin Sports Authority's net position, $60,214, reflects cash in the bank held by the Joplin Sports Authority.

The following table reflects the Statement of Net Position as of October 31, 2020 and 2019:

| | 2020 | 2019 | Increase/ (Decrease) |
|---|---|---|---|
| **Current Assets** | | | |
| Cash and cash equivalents | $ 60,214 | $ 88,413 | $ (28,199) |
| Accounts receivable | 21,391 | 66,031 | (44,640) |
| Prepaid expenses | 2,049 | 1,449 | 600 |
| **Total current assets** | 83,654 | 155,893 | (72,239) |
| **Capital Assets** | | | |
| Furniture and equipment | 67,965 | 67,965 | - |
| Building | 33,077 | 33,077 | - |
| Vehicles | 35,647 | 16,657 | 18,990 |
| | 136,689 | 117,699 | 18,990 |
| Accumulated depreciation | (73,568) | (57,807) | (15,761) |
| **Net capital assets** | 63,121 | 59,892 | 3,229 |
| **Total Assets** | $ 146,775 | $ 215,785 | $ (69,010) |
| **Current Liabilities** | | | |
| Accrued expenses | $ 7,889 | $ 14,103 | $ (6,214) |
| **Total current liabilities** | 7,889 | 14,103 | (6,214) |
| **Net Position** | | | |
| Net investment in capital assets | 63,121 | 59,892 | 3,229 |
| Unrestricted | 75,765 | 141,790 | (66,025) |
| **Total net position** | $ 138,886 | $ 201,682 | $ (62,796) |

Current and other assets decreased $72,239, principally from a decrease in cash and accounts receivable. Current and other liabilities decreased by $6,214, principally from a decrease in accrued expenses.

At the end of the current fiscal year, the Joplin Sports Authority is reporting a decrease in net position of $62,796, compared to an increase of $4,113 in fiscal year 2019, as shown in the next table of changes in net position.

## Change in Net Position

The following table reflects the condensed changes in net position from the Joplin Sports Authority's activities for the years ended October 31, 2020 and 2019:

| | 2020 | 2019 | Increase/ (Decrease) |
|---|---|---|---|
| **Operating Revenues** | | | |
| Charges for services | $ 175,209 | $ 135,136 | $ 40,073 |
| Grant income | 39,900 | - | 39,900 |
| **Total operating revenues** | 215,109 | 135,136 | 79,973 |
| **Operating Expenses** | | | |
| Culture and recreation | 550,742 | 554,587 | (3,845) |
| **Total operating expenses** | 550,742 | 554,587 | (3,845) |
| **Change in net position before subsidy** | (335,633) | (419,451) | 83,818 |
| **Nonoperating revenues** | | | |
| Subsidy from City of Joplin | 272,837 | 423,564 | (150,727) |
| **Total nonoperating revenue** | 272,837 | 423,564 | (150,727) |
| **Change in net position** | (62,796) | 4,113 | (66,909) |
| **Total net position - beginning of year** | 201,682 | 197,569 | 4,113 |
| **Total net position - end of year** | $ 138,886 | $ 201,682 | $ (62,796) |

Operating revenues increased $79,973, principally from an increase in sponsor donations, ticket income, and proceeds from a PPP loan which was subsequently forgiven and recognized as grant revenue. Program expenses decreased $3,845, principally from a decrease in contractual services.

The subsidy received from the City of Joplin decreased $150,727 in the current year due to a decrease in collections from hotel taxes.

## Requests for Information

This financial report is designed to provide the reader a general overview of the Joplin Sports Authority's finances. Questions or requests for more information concerning any of the information provided in this report should be directed to Craig Hull, Executive Director, 3301 W 1st Street, Joplin, Missouri, 64801.

**Joplin Sports Authority, Inc.**
**Statements of Net Position**
**October 31, 2020 and 2019**

| | 2020 | 2019 |
|---|---|---|
| **Current Assets** | | |
| Cash and cash equivalents | $ 60,214 | $ 88,413 |
| Accounts receivable | 21,391 | 66,031 |
| Prepaid expenses | 2,049 | 1,449 |
| **Total current assets** | 83,654 | 155,893 |
| **Capital Assets** | | |
| Furniture and equipment | 67,965 | 67,965 |
| Building | 33,077 | 33,077 |
| Vehicles | 35,647 | 16,657 |
| | 136,689 | 117,699 |
| Accumulated depreciation | (73,568) | (57,807) |
| **Net capital assets** | 63,121 | 59,892 |
| **Total Assets** | $ 146,775 | $ 215,785 |
| **Current Liabilities** | | |
| Accrued expenses | $ 7,889 | $ 14,103 |
| **Total current liabilities** | 7,889 | 14,103 |
| **Net Position** | | |
| Net investment in capital assets | 63,121 | 59,892 |
| Unrestricted | 75,765 | 141,790 |
| **Total net position** | $ 138,886 | $ 201,682 |

See independent auditor's report and notes to the financial statements

**Joplin Sports Authority, Inc.**
**Statements of Revenues, Expenses, and Changes in Net Position**
**For the Years Ended October 31, 2020 and 2019**

| | 2020 | 2019 |
|---|---|---|
| **Operating Revenues** | | |
| Sponsor donations | $ 70,164 | $ 51,053 |
| Entry fees | 12,240 | 18,204 |
| Ticket sales | 70,012 | 61,060 |
| Concession income | - | 1,186 |
| Merchandise sales | 3,504 | 3,300 |
| Grant income | 39,900 | - |
| Miscellaneous | 19,289 | 333 |
| **Total operating revenues** | 215,109 | 135,136 |
| **Operating Expenses** | | |
| Personnel services | 229,856 | 210,258 |
| Contractual services | 217,242 | 243,710 |
| Depreciation | 15,761 | 11,420 |
| Utilities | 11,206 | 11,402 |
| Repairs and maintenance | 377 | 2,818 |
| Promotional materials | 700 | 3,494 |
| Advertising | 11,500 | 500 |
| Travel and seminars | 6,499 | 10,041 |
| Accounting and legal | 7,980 | 7,090 |
| Insurance | 27,750 | 26,367 |
| Postage, printing and copying | 2,141 | 3,062 |
| Rent | 5,652 | 5,136 |
| Dues and memberships | 6,483 | 5,740 |
| Office expenses | 2,747 | 3,734 |
| Other supplies and expenses | 4,848 | 9,815 |
| **Total operating expenses** | 550,742 | 554,587 |
| **Operating loss** | (335,633) | (419,451) |
| **Nonoperating revenues** | | |
| Subsidy from City of Joplin | 272,837 | 423,564 |
| **Total nonoperating revenue** | 272,837 | 423,564 |
| **Change in net position** | (62,796) | 4,113 |
| **Total net position - beginning of year** | 201,682 | 197,569 |
| **Total net position - end of year** | $ 138,886 | $ 201,682 |

See independent auditor's report and notes to the financial statements

**Joplin Sports Authority, Inc.**
**Statements of Cash Flows**
**For the Years Ended October 31, 2020 and 2019**

| | 2020 | 2019 |
|---|---|---|
| **Cash Flows From Operating Activities** | | |
| Receipts from customers | $ 117,347 | $ 99,833 |
| Receipts from grants | 39,900 | - |
| Payments to suppliers | (227,979) | (329,156) |
| Payments to employees | (211,314) | (197,602) |
| **Net cash used by operating activities** | (282,046) | (426,925) |
| **Cash Flows from Noncapital Financing Activities** | | |
| Subsidy from City of Joplin | 272,837 | 423,564 |
| **Net cash provided by noncapital financing activities** | 272,837 | 423,564 |
| **Cash Flows from Investing Activities** | | |
| Purchase of furniture and equipment | (18,990) | (5,095) |
| **Net cash used by investing activities** | (18,990) | (5,095) |
| **Net decrease in cash and cash equivalents** | (28,199) | (8,456) |
| **Cash and Cash Equivalents - Beginning of Year** | 88,413 | 96,869 |
| **Cash and Cash Equivalents - End of Year** | $ 60,214 | $ 88,413 |
| **Reconciliaton of Operating Loss to Net Cash Used by Operating Activities** | | |
| Operating loss | $(335,633) | $(419,451) |
| Depreciation | 15,761 | 11,420 |
| Changes in assets and liabilites | | |
| Accounts receivable | 44,640 | (25,885) |
| Prepaid expenses | (600) | |
| Accrued expenses | (6,214) | 6,991 |
| **Net cash used by operating activities** | $(282,046) | $(426,925) |

See independent auditor's report and notes to the financial statements

## Note 1 – Summary of Significant Accounting Policies

The accounting methods and procedures adopted by the Joplin Sports Authority, Inc. conform to generally accepted accounting principles (GAAP) as applied to component units. The more significant accounting policies are described below and are an integral part of the Authority's financial statements.

Reporting Entity - The Joplin Sports Authority, Inc. was created in 1996 and operates under the Joplin Sports Authority, Inc. Board of Directors. Of this thirteen member Board, eight members are appointed by the City Council of the City of Joplin, Missouri. The remaining five members are the holders of the following positions:

- Athletic Director of Missouri Southern State University
- Athletic Director of Joplin R-8 Schools
- Director, Joplin Convention and Visitors Bureau
- Director of Parks and Recreation, City of Joplin
- City of Joplin City Council Member

These financial statements present only the Joplin Sports Authority, Inc.'s activity of the City of Joplin. The Authority's major operations include promoting economic development through recreation and sporting events.

Financial Statement Presentation – As a component unit of the City of Joplin, the Authority reports its activities as a business-type activity. The operations of the Authority are accounted for in an enterprise fund which is a set of self-balancing accounts comprised of assets, liabilities, net position, revenues, and expenses. The fund is used to account for the operations of the Authority. The financial statements include a statement of net position, a statement of revenues, expenses, and changes in net position, and a statement of cash flows. All assets and liabilities (whether current or noncurrent) are included in the statement of net position. Reported net position is segregated into two categories: investment in capital assets and unrestricted. The statement of revenues, expenses, and changes in net position presents increases (revenues) and decreases (expenses) in total net position.

Measurement Focus and Basis of Accounting - The Authority's enterprise fund financial statements are reported using the economic resources measurement focus and the accrual basis of accounting. Revenues are recorded when earned, and expenses are recorded at the time liabilities are incurred, regardless of when the related cash flows take place.

Operating and Nonoperating Revenues and Expenses - Enterprise funds distinguish operating revenues and expenses from nonoperating items. Operating revenues and expenses generally result from providing services and producing and delivering goods in connection with an enterprise fund's principal ongoing operations. The Authority has classified its revenues as either operating or non-operating revenues according to the following criteria:

> Operating Revenues - Operating revenues include activities that have the characteristics of exchange transactions, such as (1) ticket sales, (2) merchandise and concession sales, (3) entry fees and (4) sponsorships.

***Note 1 – Summary of Significant Accounting Policies (continued)***

Nonoperating Revenues - Nonoperating revenues include activities that have the characteristics of non-exchange transactions, such as public donations, and other revenue sources that are defined as nonoperating revenues, such as City subsidies and investment income. Contributions, including unconditional promises to give, are recognized as revenues in the period received.

Cash and Cash Equivalents - For the purpose of reporting cash flows on the Statement of Cash Flows, the Authority considers all highly liquid investments available for current use with an initial maturity of three months or less to be cash equivalents.

Property and equipment – The Organization capitalizes property and equipment over $500. Property and equipment acquired by purchase are stated at cost. Donations of property and equipment are recorded as contributions at their estimated fair value. Such donations are reported as unrestricted contributions unless the donor has restricted the donated asset to a specific purpose. Assets donated with explicit restrictions regarding their use, and contributions of cash that must be used to acquire property and equipment, are reported as restricted contributions. Absent donor stipulations regarding how long those donated assets must be maintained, the Authority reports expirations of donor restrictions when the donated or acquired assets are placed in service.

Depreciation of property and equipment is provided using the straight-line method for financial reporting purposes at rates based on their estimated useful lives, ranging from 3 to 40 years. Depreciation was $15,761 and $11,420 for the years ended October 31, 2020 and 2019, respectively. Expenditures for major renewals and betterments that extend the useful lives of property and equipment are capitalized. Expenditures for maintenance and repairs are charged to expense as incurred.

Contributed Goods and Services – The Authority receives goods and services in exchange for sponsorships associated with the contributing companies. During the years ended October 31, 2020 and 2019, the Authority received contributed goods and services worth $57,862 and $35,303, respectively. The contributed goods and services relate to advertising, lodging, facility usage, food and concessions, and athletic trainers and are reflected in the Statement of Revenues, Expenses, and Changes in Net Position as sponsor donations, offset by appropriate expense categories.

Income Tax Status - The Authority is a not-for-profit organization that is exempt from income taxes under Section 501(c)(3) of the Internal Revenue Code and classified by the Internal Revenue Service as other than a private foundation.

***Note 1 – Nature of Activities and Significant Accounting Policies (continued)***

Estimates - The preparation of financial statements in conformity with accounting principles generally accepted in the United States of America requires management to make estimates and assumptions that affect certain reported amounts and disclosures. Accordingly, actual results could differ from those estimates.

Concentration of Credit Risk - The Authority maintains its cash balances at two local financial institutions located in Southwest Missouri. Accounts held by the institutions are insured by the Federal Deposit Insurance Corporation (FDIC) up to $250,000. The Authority had no balances over the insured level at October 31, 2020 and 2019.

The City of Joplin accounted for approximately 56% of revenues for fiscal year 2020 and approximately 76% of revenues for fiscal year 2019.

## Note 2 – Deposits

The Authority's policies regarding deposits of cash are discussed in Note 1. The table presented below is designed to disclose the level of custody credit risk assumed by the Authority based upon how its deposits were insured or secured with collateral at October 31, 2020 and 2019. The categories of credit risk are defined as follows:

Category 1 — Insured by the FDIC or collateralized with securities held by the Authority or by its agent in its name.

Category 2 — Uninsured but collateralized with securities held by the pledging financial institution's trust department or agent in the Authority' s name.

Category 3 — Uninsured and uncollateralized. (This includes any bank balance that is collateralized with securities held by the pledging financial institution, or by its trust department or agent but not in the Authority's name).

| Demand Deposits | Total Bank Balance | Category 1 | Category 2 | Category 3 | Total |
|---|---|---|---|---|---|
| October 31, 2020 | $ 75,736 | $ 75,736 | $ - | $ - | $ 75,736 |
| October 31, 2019 | $ 111,533 | $ 111,533 | $ - | $ - | $ 111,533 |

## Note 3 – Accounts Receivable

The accounts receivable as of October 31, 2020 and 2019 consisted of the following:

| | 2020 | 2019 |
|---|---|---|
| City of Joplin Subsidy | $ 16,935 | $ 66,031 |
| Employee receivable | 2,056 | - |
| Other receivables | 2,400 | - |
| | $ 21,391 | $ 66,031 |

All receivable balances are due within one year as of October 31, 2020 and 2019.

## Note 4 – Related Party Lease

The Authority entered into a property lease with the City of Joplin for its administrative offices in Joplin, MO on January 1, 2012. The lease provides for monthly rent payments of $471 commencing on February l, 2012 and extending through October 31, 2016. The Authority exchanged the improvements to the leased office made during fiscal 2012 for rent abatement for the five (5) year term of this lease agreement. Total rent expense related to the lease for the years ended October 31, 2020 and 2019 was $5,652 and $5,136, respectfully. The lease continued on a month to month basis in fiscal year 2017 through December 31, 2017, with cash rent payments of $471 due each month. On January 1, 2017 the Authority extended the lease with a five year term ending December 31, 2021, with monthly rent payments of $471.

Required minimum lease payments for following five fiscal years are as follows:

| | |
|---|---|
| 2021 | $ 5,652 |
| 2022 | 942 |
| | $ 6,594 |

## Note 5 – Retirement Plan

The Authority participates in a 401(k) retirement plan which covers substantially all employees. The Company contributions match 100% of the employees' contribution up to a maximum 3% of the employees' compensation. Matching contributions were $9,732 and $7,718, for the years ended October 31, 2020 and 2019, respectively.

## Note 6 – Risk and Uncertainties

The Authority is exposed to various risks of loss related to torts; theft of; damage to, or destruction of assets; errors and omissions; injuries to employees; employees' health and life; and natural disasters. The Authority manages these various risks by carrying commercial insurance. There have been no significant reductions in insurance coverage. Settlements have not exceeded insurance coverage for the current or three prior years.

During the early part of 2020, the spread of the coronavirus (COVID-19) in the United States began to impact the Organization's operations and events. Government recommendations and mandates have caused the Organization to cancel events that would include more than an insignificant number of participants, and individuals were strongly urged to avoid public contact to control the spread of COVID-19, reducing revenue from the City of Joplin, which is derived from hotel and lodging taxes. These events will likely have future financial impact on the revenues and expenses of the Organization; an estimate of the financial effects of these events can't be made at this time due to the uncertainties of the duration of these effects, and the uncertainty related to sources of revenue, such as event income and subsidy revenue from the City of Joplin.

## Note 7 – Evaluation of Subsequent Events

The Authority has evaluated subsequent events through December 17, 2020, the date which the financial statements were available to be issued.

# CITY OF JOPLIN, MISSOURI

## Required Communications and Management Letter

## For the Year Ended October 31, 2020

CHV & Co

**COCHRAN HEAD VICK & CO., P.C.**

***Certified Public Accountants***

**1251 NW Briarcliff Pkwy**
**Suite 125**
**Kansas City, MO 64116**
**(816) 453-7014**
**Fax (816) 453-7016**

**Other Offices in**
**Missouri and Kansas**

April 13, 2021

To the Honorable Mayor and City Council
City of Joplin, Missouri

We have audited the financial statements of the governmental activities, the business-type activities, the aggregate discretely presented component units, each major fund, and the aggregate remaining fund information of the City of Joplin, Missouri (the City) for the year ended October 31, 2020. Professional standards require that we provide you with information about our responsibilities under generally accepted auditing standards, *Government Auditing Standards* and the Uniform Guidance, as well as certain information related to the planned scope and timing of our audit. We have communicated such information in our letter to you dated October 7, 2020. Professional standards also require that we communicate to you the following information related to our audit.

## ***Significant Audit Findings***

*Qualitative Aspects of Accounting Practices*

Management is responsible for the selection and use of appropriate accounting policies. The significant accounting policies used by the City are described in Note 1 to the financial statements. No new accounting policies were adopted, and the application of existing policies was not changed during 2020. We noted no transactions entered into by the City during the year for which there is a lack of authoritative guidance or consensus. All significant transactions have been recognized in the financial statements in the proper period.

Accounting estimates are an integral part of the financial statements prepared by management and are based on management's knowledge and experience about past and current events and assumptions about future events. Certain accounting estimates are particularly sensitive because of their significance to the financial statements and because of the possibility that future events affecting them may differ significantly from those expected. The most significant accounting estimates affecting the City's financial statements were management's estimates of the allowance for doubtful accounts, the estimated historical cost of infrastructure and the related estimated useful lives used in recording depreciation and accumulated depreciation for capital assets, actuarial valuations associated with the City's pension and other post-employment plans, and self-insurance claims payable amounts. We evaluated the key factors and assumptions used to develop these estimates in determining that they are reasonable in relation to the financial statements taken as a whole.

The financial statement disclosures are neutral, consistent, and clear.

*Difficulties Encountered in Performing the Audit*

We encountered no difficulties in dealing with management in performing and completing our audit.

*Corrected and Uncorrected Misstatements*

Professional standards require us to accumulate all known and likely misstatements identified during the audit, other than those that are clearly trivial, and communicate them to the appropriate level of management. The following material misstatement detected as a result of our procedures was corrected by management:

- Adjustment to reverse pension payable accrual in the amount of $929,828.

*Disagreements with Management*

For purposes of this letter, a disagreement with management is a financial accounting, reporting, or auditing matter, whether or not resolved to our satisfaction, that could be significant to the financial statements or the auditor's report. We are pleased to report that no such disagreements arose during the course of our audit.

*Management Representations*

We have requested certain representations from management that are included in the management representation letter dated April 13, 2021.

*Management Consultations with Other Independent Accountants*

In some cases, management may decide to consult with other accountants about auditing and accounting matters, similar to obtaining a "second opinion" on certain situations. If a consultation involves application of an accounting principle to the City's financial statements or a determination of the type of auditor's opinion that may be expressed on those statements, our professional standards require the consulting accountant to check with us to determine that the consultant has all the relevant facts. To our knowledge, there were no such consultations with other accountants.

*Other Audit Findings or Issues*

We generally discuss a variety of matters, including the application of accounting principles and auditing standards, with management each year prior to retention as the City's auditors. However, these discussions occurred in the normal course of our professional relationship and our responses were not a condition to our retention.

*Other Matters*

We applied certain limited procedures to management's discussion & analysis, the budgetary comparison information for the general fund and major special revenue funds, the schedule of changes in total OPEB liability and related ratios, schedules of changes in net pension liabilities/ (assets) and related ratios and schedules of employer contributions, which are required supplementary information (RSI) that supplements the basic financial statements. Our procedures consisted of inquiries of management regarding the methods of preparing the information and comparing the information for consistency with management's responses to our inquiries, the basic financial statements, and other knowledge we obtained during our audit of the basic financial statements. We did not audit the RSI and do not express an opinion or provide any assurance on the RSI.

We were engaged to report on the combining and individual nonmajor fund financial statements and schedules, which accompany the financial statements but are not RSI. With respect to this supplementary information, we made certain inquiries of management and evaluated the form, content, and methods of preparing the information to determine that the information complies with accounting principles generally accepted in the United States of America, the method of preparing it has not changed from the prior period, and the information is appropriate and complete in relation to our audit of the financial statements. We compared and reconciled the supplementary information to the underlying accounting records used to prepare the financial statements or to the financial statements themselves.

We were not engaged to report on the introductory and statistical sections, which accompany the financial statements but are not RSI. Such information has not been subjected to the auditing procedures applied in the audit of the basic financial statements, and accordingly, we do not express an opinion or provide assurance on it.

In planning and performing our audit of the financial statements of the governmental activities, the business-type activities, the aggregate discretely presented component units, each major fund, and the aggregate remaining fund information of the City for the year ended October 31, 2020, in accordance with auditing standards generally accepted in the United States of America, we considered the City's internal control over financial reporting (internal control) as a basis for designing audit procedures that are appropriate in the circumstances for the purpose of expressing our opinions on the financial statements, but not for the purpose of expressing an opinion on the effectiveness of the City's internal control. Accordingly, we do not express an opinion on the effectiveness of the City's internal control.

A deficiency in internal control exists when the design or operation of a control does not allow management or employees, in the normal course of performing their assigned functions, to prevent, or detect and correct misstatements on a timely basis. A material weakness is a deficiency or a combination of deficiencies in internal control, such that there is a reasonable possibility that a material misstatement of the City's financial statements will not be prevented or detected and corrected on a timely basis.

Our consideration of internal control was for the limited purpose described above and was not designed to identify all deficiencies in internal control that might be material weaknesses. Given these limitations during our audit, we did not identify any deficiencies in internal control that we consider to be material weaknesses. However, material weaknesses may exist that have not been identified.

As part of our annual audit, we try to identify opportunities for improving the management of financial resources and for improving the internal controls over financial reporting. We are submitting, for your consideration, our observations, and recommendations with regard to these matters.

## ***CURRENT YEAR COMMENTS***

### Liability and Property Claims

The City prepares an estimated claims liability for outstanding liability and property cases based on the status and facts known at the time of financial reporting. While performing our audit procedures and making inquiries of City personnel, it was noted that a claim that had settled but remained unpaid was omitted from the estimated claims liability at yearend. We also noted that certain claims included in the estimated claims liability amount needed updated based on current status of the claim. While the items identified did not result in an overall change to the estimated claims liability, we recommend that the City review is process for preparing the estimated claims liability.

Management's Response

The City will review the process for estimating the liability and ensure proper recognition of the outstanding claims.

### Account Reconciliations

As part of our auditing procedures, we were provided with audit schedules related to disposals of capital assets and hotel/motel tax revenues however, the schedules did not agree to the general ledger. After inquiry of City personnel, we were provided with updated schedules and the related journal entries. We recommend that the City review its reconciliation process and include management review and verification that the schedules prepared agree to the general ledger.

Management's Response

The City will review the reconciliation process and ensure proper recognition of receivables and capital assets, including management verification that the schedules agree to the general ledger.

## OTHER COMMENTS

### ***Future Accounting Pronouncements***

The Governmental Accounting Standards Board (GASB) has recently issued the following statements which may impact the City's financial reporting requirements. In May 2020, in response to COVID-19 pandemic, GASB issued Statement No. 95 - Postponement of the Effective Dates of Certain Authoritative Guidance.

- GASB Statement 84 – Fiduciary Activities, effective for the fiscal year beginning on October 1, 2020.
- GASB Statement No.87, Leases, effective for the fiscal year beginning November 1, 2022.
- GASB Statement No.88 Certain Disclosures Related to Debt, effective for the fiscal year beginning November 1, 2020.
- GASB Statement No. 89 – Accounting for Interest Cost Incurred before the End of a Construction Period, effective for the fiscal year beginning November 1, 2021.
- GASB Statement No. 90 – Majority Equity Interests – an amendment of GASB Statements No. 14 and No. 61, effective for the fiscal year beginning November 1, 2020.
- GASB Statement No. 91 – Conduit Debt Obligations, effective for the fiscal year beginning November 1, 2022.
- GASB Statement No. 92 – Omnibus 2020, generally effective for the fiscal year beginning November 1, 2022.
- GASB Statement No. 93 - Replacement of Interbank Offered Rates effective for the fiscal year beginning November 1, 2022.
- GASB Statement No. 94 Public-Private and Public-Public Partnerships and Availability Payment Arrangements, effective for the fiscal year beginning November 1, 2023.
- GASB Statement No. 96 Subscription-Based Information Technology Arrangements, effective for the fiscal year beginning November 1, 2023.
- GASB Statement No. 97 Certain Component Unit Criteria, and Accounting and Financial Reporting for Internal Revenue Code Section 457 Deferred Compensation Plans – an amendment of GASB Statements No. 14 and 84, and a supersession of GASB Statement No. 32, generally effective for the fiscal year beginning November 1, 2021.

We recommend management review these standards to determine the impact they may have on the City's financial reporting.

Management's Response
The City will review these upcoming standards to determine the impact and they will be implemented in a timely manner as set forth in each standard.

The City's written response to the recommendation identified in our audit has not been subjected to the audit procedures applied in the audit of the financial statements and, accordingly, we express no opinion on it.

## ***Prior Comments***

In the prior year, we issued certain comments and recommendations in regard to City accounting, internal control, and financial reporting issues. The following table summarizes the nature of these comments, the significance of the comments as described in the prior year's reports and our determination of the status of those comments.

| Prior Year Comment Description | Significance | Current Period Status |
|---|---|---|
| Personnel Files | During our testing, we noted that 8 of the 40 payroll files tested did not have current pay rate support in the file. During our testing, the City was able to locate alternative supporting documentation for the rates. However, we believe that each employee's personnel file should contain all documentation necessary to recalculate the employee's current pay rate along with appropriate documentation of review and approval. Accordingly, we recommend that City management review and update policies and procedures regarding pay rate documentation to ensure that all pay rate forms are appropriately reviewed, approved and maintained in the employee's file. | Recommendation implemented |
| Future Accounting Pronouncements | We recommended that management review upcoming standards to determine what impact they may have on the City's financial reporting. | The City implemented all applicable standards that became effective during fiscal year 2020. See the current comments section for additional upcoming accounting standards. |

## ***CONCLUSION***

This information is intended solely for the use of the Mayor, City Council and management of the City of Joplin, Missouri and is not intended to be and should not be used by anyone other than these specified parties.

Cochran Head Vick & Co., P.C.

# CITY OF JOPLIN, MISSOURI

## SINGLE AUDIT REPORT

## FOR THE YEAR ENDED OCTOBER 31, 2020

**City of Joplin, Missouri**
**Single Audit Report**

**For the Year Ended October 31, 2020**

**Table of Contents**


| | Page Number |
|---|---|
| Independent Auditor's Report on Schedule of Expenditures of Federal Awards | 1 |
| A copy of the City of Joplin, Missouri's Comprehensive Annual Financial Report for the year ended October 31, 2020 accompanies this report. The independent auditor's report and the financial statements are hereby incorporated by reference. | |
| Additional information: | |
| Schedule of Expenditures of Federal Awards | 2-4 |
| Notes to the Schedule of Expenditures of Federal Awards | 5 |
| Schedule of Findings and Questioned Costs | 6-7 |
| Compliance reports: | |
| Independent Auditor's Report on Internal Control Over Financial Reporting and on Compliance and Other Matters Based on an Audit of Financial Statements Performed in Accordance with *Government Auditing Standards* | 8-9 |
| Independent Auditor's Report on Compliance for Each Major Program and on Internal Control Over Compliance Required by the Uniform Guidance | 10-11 |

CHV & Co

COCHRAN HEAD VICK & CO., P.C.

*Certified Public Accountants*

1251 NW Briarcliff Pkwy
Suite 125
Kansas City, MO 64116
(816) 453-7014
Fax (816) 453-7016

Other Offices in
Missouri and Kansas

## Independent Auditor's Report on Schedule of Expenditures of Federal Awards

To the Honorable Mayor and Members of the City Council
City of Joplin, Missouri

We have audited the financial statements of the governmental activities, the business-type activities, the aggregate discretely presented component units, each major fund, and the aggregate remaining fund information of the City of Joplin, Missouri (the City) as of and for the year ended October 31, 2020, and the related notes to the financial statements, which collectively comprise the City's basic financial statements. We issued our report thereon dated April 13, 2021 which contained unmodified opinions on those financial statements. Our audit was conducted for the purpose of forming opinions on the financial statements that collectively comprise the basic financial statements. The accompanying schedule of expenditures of federal awards is presented for purposes of additional analysis as required by the Uniform Guidance, and is not a required part of the basic financial statements. Such information is the responsibility of management and was derived from and relates directly to the underlying accounting and other records used to prepare the basic financial statements. The information has been subjected to the auditing procedures applied in the audit of the financial statements and certain additional procedures, including comparing and reconciling such information directly to the underlying accounting and other records used to prepare the basic financial statements or to the basic financial statements themselves, and other additional procedures in accordance with auditing standards generally accepted in the United States of America. In our opinion, the schedule of expenditures of federal awards is fairly stated in all material respects in relation to the basic financial statements as a whole.

Cochran Head Vick & Co., P.C.

Kansas City, Missouri
April 13, 2021

ADDITIONAL INFORMATION

# CITY OF JOPLIN, MISSOURI
# SCHEDULE OF EXPENDITURES OF FEDERAL AWARDS
# FOR YEAR ENDED OCTOBER 31, 2020

| PROGRAM | CFDA # | GRANT NUMBER | FEDERAL EXPENDITURES | AMOUNTS PAID TO SUBRECIPIENTS |
|---|---|---|---|---|
| **U.S. DEPARMENT OF AGRICULTURE:** | | | | |
| **PASSED THROUGH MISSOURI DEPTARETMENT OF HEALTH:** | | | | |
| SPECIAL SUPPLEMENTAL FOOD NUTRITION FOR | | | | |
| WOMEN, INFANTS, AND CHILDREN: | | | | |
| WIC PROGRAM | 10.557 | 3MO700704-2020 | $ 494,338 | $ - |
| WIC PROGRAM | 10.557 | 3MO700704-2021 | 30,121 | - |
| PEER COUNSELING PROJECT | 10.557 | 3MO700804-2019 | 48,887 | - |
| PEER COUNSELING PROJECT | 10.557 | 3MO700804-2020 | 3,698 | - |
| SUMMER FOOD SERVICE PROGRAM | 10.559 | ERS21948817 | 125 | - |
| *TOTAL U.S. DEPARTMENT OF AGRICULTURE* | | | 577,169 | - |
| **U.S.DEPARTMENT OF HOUSING AND URBAN DEVELOPMENT:** | | | | |
| **CDBG ENTITLEMENT GRANT CLUSTER:** | | | | |
| **DIRECT PROGRAMS:** | | | | |
| 2016 PROJECT | 14.218 | B-16-MC-29-0008 | 141,573 | - |
| 2018 PROJECT | 14.218 | B-18-MC-29-0008 | 73,136 | 6,779 |
| 2019 PROJECT | 14.218 | B-19-MC-29-0008 | 337,690 | 34,770 |
| 2020 PROJECT | 14.218 | B-20-MC-29-0000 | 476 | - |
| CDBG - CARES (CDBG-CV) | 14.218 | B-20-MW-29-0008 | 55,000 | - |
| CDBG DISASTER RECOVERY-2012 | 14.218 | B-12-MT-29-0001 | 2,986,630 | - |
| CDBG DISASTER RECOVERY-2013 | 14.218 | B-13-MS-29-0001 | 4,078,511 | - |
| *TOTAL CDBG ENTITLEMENT GRANT CLUSTER DIRECT PROGRAMS* | | | 7,673,016 | 41,549 |
| **DIRECT PROGRAMS:** | | | | |
| HOME CONSORTIUM - 2015 | 14.239 | 2015 M-15-DC-29-0209 | 10,603 | 10,603 |
| HOME CONSORTIUM - 2016 | 14.239 | 2016 M-16-DC-29-0209 | 138,171 | 138,171 |
| HOME CONSORTIUM - 2017 | 14.239 | 2017 M-17-DC-29-0209 | 9,086 | 9,086 |
| HOME CONSORTIUM - 2018 | 14.239 | 2018 M-18-DC-29-0209 | 27,500 | 27,500 |
| HOME CONSORTIUM - 2019 | 14.239 | 2019 M-19-DC-29-0209 | 40,372 | - |
| HOME CONSORTIUM - 2020 | 14.239 | 2019 M-19-DC-29-0209 | 20,177 | - |
| *TOTAL DIRECT PROGRAMS* | | | 245,909 | 185,360 |
| *TOTAL U.S. DEPARTMENT OF HOUSING & URBAN DEVELOPMENT* | | | 7,918,925 | 226,909 |
| **U.S. DEPARTMENT OF INTERIOR** | | | | |
| **PASSED THROUGH MISSOURI DEPARTMENT OF NATURAL RESOURCES** | | | | |
| HISTORIC PRESERVATION | 15.904 | 29-19-171413-014 | 13,800 | - |
| *TOTAL U.S. DEPARTMENT OF INTERIOR* | | | 13,800 | - |
| **U.S. DEPARTMENT OF JUSTICE:** | | | | |
| **DIRECT PROGRAMS:** | | | | |
| ATF OVERTIME | 16.012 | 20-KCD-115-AFF | 1,678 | - |
| ICE | 16.606 | 2020 | 8,990 | - |
| ICE | 16.606 | 2021 | 874 | - |
| BULLETPROOF VEST PROGRAM | 16.607 | 2018-BUBX-18091596 | 8,876 | - |
| BULLETPROOF VEST PROGRAM | 16.607 | 2019-BUBX-19096759 | 3,441 | - |
| JUSTICE ADMINISTRATION GRANT | 16.738 | 2017-DJ-BX-0288 | 16,219 | - |
| JUSTICE ADMINISTRATION GRANT | 16.738 | 2018-DJ-BX-0156 | 17,051 | - |
| JUSTICE ADMINISTRATION GRANT | 16.738 | 2019-DJ-BX-0485 | 22,483 | 11,070 |
| JUSTICE ADMINISTRATION GRANT - CARES | 16.034 | 2020-VD-BX-0098 | 5,804 | - |
| *TOTAL DIRECT PROGRAMS* | | | 85,416 | 11,070 |
| **PASSED THROUGH MISSOURI DEPARTMENT OF PUBLIC SAFETY:** | | | | |
| MO - INTERNET CRIMES AGAINST CHILDREN GRANT | 16.800 | 2018-MC-FX-K023 | 16,780 | 16,780 |
| *TOTAL PASSED THROUGH THE MISSOURI DEPARTMENT OF PUBLIC SAFETY* | | | 16,780 | 16,780 |
| *TOTAL U.S. DEPARTMENT OF JUSTICE* | | | 102,196 | 27,850 |
| **U.S. DEPARTMENT OF TRANSPORTATION:** | | | | |
| **DIRECT PROGRAMS:** | | | | |
| AIRPORT IMPROVEMENT PROGRAM: | | | | |
| ARFF TRUCK | 20.106 | 3-29-0037-039-2018 | 25,175 | - |
| AIRPORT TAXIWAY D CONSTRUCTION | 20.106 | 3-29-0037-041-2018 | 792,968 | - |
| RECONSTRUCT RUNWAY 18/36 AND ARFF EQUIPMENT | 20.106 | 3-29-0037-042-2019 | 535,033 | |
| RECONSTRUCT RUNWAY 18/36-CARES | 20.106 | 3-29-0037-043-2020 | 183,036 | |
| AIRPORT CARES | 20.106 | 3-29-0037-044-2020 | 350,472 | - |
| ZONING AND PLANNING MPO | 20.505 | MO810008 | 351,108 | - |
| *TOTAL DIRECT PROGRAMS* | | | 2,237,792 | - |

See Accompanying Notes to the Schedule of Expenditures of Federal Awards.

# CITY OF JOPLIN, MISSOURI
# SCHEDULE OF EXPENDITURES OF FEDERAL AWARDS
# FOR YEAR ENDED OCTOBER 31, 2020

| PROGRAM | CFDA # | GRANT NUMBER | FEDERAL EXPENDITURES | AMOUNTS PAID TO SUBRECIPIENTS |
|---|---|---|---|---|
| **PASSED THROUGH THE MISSOURI DEPT OF TRANSPORTATION:** | | | | |
| HAZARDOUS MOVING VIOLATION | 20.600 | 20-PT-02-056 | 6,051 | - |
| HAZARDOUS MOVING VIOLATION | 20.600 | 21-PT-02-031 | 1,035 | - |
| *TOTAL HIGHWAY SAFETY GRANT CLUSTER* | | | 7,086 | - |
| MAIN STREET STP | 20.205 | DP-3219(702) | 16,187 | - |
| FHWA-MSSU TRAIL | 20.205 | STP-3201(705) | 233,227 | - |
| FHWA-15TH STREET & EXTENSION | 20.205 | S603041 | 53,745 | - |
| *TOTAL HIGHWAY PLANNING & CONSTRUCTION GRANT CLUSTER* | | | 303,159 | - |
| DWI ENFORCEMENT | 20.607 | 20-154-AL-065 | 3,929 | - |
| DWI OFFICER GRANT | 20.607 | 20-154-AL-064 | 51,907 | - |
| DWI OFFICER GRANT | 20.607 | 21-154-AL-033 | 8,705 | - |
| *TOTAL PASSED THROUGH THE MISSOURI DEPT OF TRANSPORTATION* | | | 374,786 | - |
| **FEDERAL TRANSIT CLUSTER:** | | | | |
| **DIRECT PROGRAMS:** | | | | |
| CAPITAL ASSISTANCE | 20.507 | MO90X314-12-04 | 17,859 | - |
| CAPITAL ASSISTANCE | 20.507 | MO340021-1 | 10,398 | - |
| PLANNING ASSISTANCE | 20.507 | MO90X338 | 31,430 | - |
| OPERATING ASSISTANCE | 20.507 | MO90X346 | 142,796 | - |
| OPERATING ASSISTANCE - CARES | 20.507 | MO90X358 | 775,047 | - |
| *TOTAL FEDERAL TRANSIT CLUSTER* | | | 977,530 | - |
| *TOTAL U.S. DEPARTMENT OF TRANSPORTATION* | | | 3,590,108 | - |
| **NATIONAL ENDOWMENT FOR THE HUMANITIES** | | | | |
| **PASSED THROUGH MISSOURI STATE LIBRARY:** | | | | |
| SUMMER LIBRARY PROGRAM | 45.310 | 2020-LFL9-SLP19CN9-9663 | 4,301 | - |
| SUMMER LIBRARY PROGRAM - Mini | 45.310 | 2020-LD9S-00000000-9241 | 420 | - |
| SHOW ME STEPS | 45.310 | 2020-LCP9-COL19CN9-9460 | 1,500 | - |
| SHOW ME STEPS | 45.310 | 2020-LCE9-SHM19CN9-9471 | 1,356 | - |
| LIBRARY SERVICE GRANT | 45.310 | 2019-LFL9-SLT19CN9-9319 | 4,174 | - |
| LIBRARY SERVICE GRANT | 45.310 | 2020-LFL0-SLT20-JPLN | 2,098 | - |
| LIBRARY CARES | 45.310 | 2020-COVID-CARESCN0-9810 | 15,000 | - |
| *TOTAL NATIONAL ENDOWMENT FOR THE HUMANITIES* | | | 28,849 | - |
| **UNITED STATES DEPARTMENT OF TREASURY** | | | | |
| **PASSED THROUGH JASPER COUNTY:** | | | | |
| CORONAVIRUS RELIEF FUND | 21.019 | | 880,729 | - |
| *TOTAL PASSED THROUGH JASPER COUNTY* | | | 880,729 | - |
| **PASSED THROUGH NEWTON COUNTY:** | | | | |
| CORONAVIRUS RELIEF FUND | 21.019 | | 60,317 | - |
| *TOTAL PASSED THROUGH NEWTON COUNTY* | | | 60,317 | - |
| *TOTAL UNITED STATES DEPARTMENT OF TREASURY* | | | 941,046 | - |

See Accompanying Notes to the Schedule of Expenditures of Federal Awards.

# CITY OF JOPLIN, MISSOURI
# SCHEDULE OF EXPENDITURES OF FEDERAL AWARDS
# FOR YEAR ENDED OCTOBER 31, 2020

| PROGRAM | CFDA # | GRANT NUMBER | FEDERAL EXPENDITURES | AMOUNTS PAID TO SUBRECIPIENTS |
|---|---|---|---|---|
| **U.S. DEPARTMENT OF HEALTH AND HUMAN SERVICES:** | | | | |
| **PASSED THROUGH MISSOURI DEPARTMENT OF HEALTH:** | | | | |
| REGIONAL PUBLIC HEALTH EMERGENCY PLANNING | 93.069 | AOC18380049 | 24,639 | - |
| REGIONAL PUBLIC HEALTH EMERGENCY PLANNING | 93.069 | DH210048520 | 14,293 | - |
| COUNTY HEALTH PREPAREDNESS | 93.069 | E0205-6008 | 57,674 | - |
| CHILD CARE SANITATION INSPECTION | 93.575 | ERS220-20051 | 2,750 | - |
| CORE FUNCTION | 93.767 | AOC19380010 | 68,678 | - |
| MATERNAL & CHILD HEALTH BLOCK GRANT | 93.944 | 1B04MC33849-01 | 31,400 | - |
| HEPATITIS A OUTBREAK | 93.268 | 6NH23IP922606-01 | 6,653 | - |
| | | | 206,087 | - |
| MEDICAID, TITLE XIX | 93.778 | GMDM6455-R001 | 3,625 | - |
| MEDICAID, TITLE XIX | 93.778 | GMDM6455-R001 | 7,882 | - |
| *TOTAL MEDICAID CLUSTER* | | | 11,507 | - |
| *TOTAL U.S. DEPARTMENT OF HEALTH AND HUMAN SERVICES* | | | 217,594 | - |
| **U.S. DEPARTMENT OF HOMELAND SECURITY:** | | | | |
| **DIRECT PROGRAMS:** | | | | |
| TSA AIRPORT SECURITY | 97.117 | HSTS0217HSLR453 | 24,147 | - |
| FIRE ASSISTANCE | 97.044 | EMW-2018-FO-04586 | 114,545 | - |
| *TOTAL DIRECT PROGRAMS* | | | 138,692 | - |
| **PASSED THROUGH MISSOURI DEPARTMENT OF PUBLIC SAFETY:** | | | | |
| EMERGENCY MANAGEMENT | 97.042 | EMK-2019-EP-00001-056 | 5,920 | - |
| EMERGENCY MANAGEMENT | 97.042 | EMK-2020-EP-00004-010 | 60,832 | - |
| *TOTAL PASSED THROUGH MISSOURI DEPTARTMENT OF PUBLIC SAFETY* | | | 66,752 | - |
| *TOTAL U.S. DEPARTMENT OF HOMELAND SECURITY* | | | 205,444 | - |
| *TOTAL EXPENDITURES OF FEDERAL AWARDS* | | | $ 13,595,131 | $ 254,759 |

See Accompanying Notes to the Schedule of Expenditures of Federal Awards.

**City of Joplin, Missouri**
**Notes to the Schedule of Expenditures of Federal Awards**
**For the Year Ended October 31, 2020**

## Note 1. Organization

The City of Joplin, Missouri, is the recipient of several federal awards. All federal awards received directly from federal agencies as well as those awards that are passed through other government agencies, are included on the Schedule of Expenditures of Federal Awards.

## Note 2. Basis of Presentation

The accompanying Schedule of Expenditures of Federal Awards includes the federal grant activity of the City of Joplin, Missouri, and is presented on the modified accrual basis of accounting. The information presented in this schedule is in accordance with the requirements of Title 2 U.S. *Code of Federal Regulation* (CFR) Part 200, *Uniform Administrative Requirements, Cost Principles, and Audit Requirements for Federal Awards.* Therefore, some amounts presented in this schedule may differ from amounts presented in, or used in the preparation of, the basic financial statements.

## Note 3. Local Government Contributions

Local cost sharing, as defined by Title 2 CFR Part 200, Subpart D, Section 200.306 is required by certain federal grants. The amount of cost sharing varies with each program. Only the federal share of expenditures is presented in the Schedule of Expenditures of Federal Awards.

## Note 4. Additional Audits

Grantor agencies reserve the right to conduct additional audits of the City's grant programs for economy and efficiency and program results that may result in disallowed costs to the City of Joplin, Missouri. However, management does not believe such audits would result in any disallowed costs that would be material to the City's financial position at October 31, 2020.

## Note 5. Indirect Cost Rate

The City does not allocate indirect costs, and therefore has not elected to use the 10% de minimis indirect cost rate allowed under the Uniform Guidance.

**City of Joplin, Missouri**
**Schedule of Findings and Questioned Costs**
**For the Year Ended October 31, 2020**

## Section 1 - Summary of Auditor's Results

**Financial Statements:**

Type Audit Report Issued on the Basic Financial Statements of Auditee
Unmodified

Internal Control Over Financial Reporting
No significant deficiencies reported, no material weaknesses identified.

General Compliance
The audit did not disclose any instances of noncompliance, which would be material to the basic financial statements.

**Federal Awards:**

Internal Control Over Major Programs
No significant deficiencies reported, no material weaknesses identified.

Type Audit Report Issued on Compliance for Major Programs
Unmodified

Audit Findings
None

Major Programs

| CFDA Number | Name of Federal Program |
|---|---|
| 14.218 | CDGB Entitlement Grant Cluster |
| 20.507 | Federal Transit Cluster |
| 21.019 | Coronavirus Relief Fund |

Dollar Threshold Used to Distinguish Between Type A and Type B Program
$750,000

Auditee Qualified as a Low-risk Auditee
Yes

**City of Joplin, Missouri**
**Schedule of Findings and Questioned Costs (continued)**
**For the Year Ended October 31, 2020**

## Section 2 – Financial Statement Findings

Financial Statement Findings Required to be Reported in Accordance with Generally Accepted Government Auditing Standards

None

Summary Schedule of Prior Audit Findings

None

## Section 3 – Federal Award Findings and Questioned Costs

Federal Award Findings Required to be Reported in Accordance with the Uniform Guidance

None

Summary Schedule of Prior Audit Findings

None

# COMPLIANCE REPORTS

CHV & Co

COCHRAN HEAD VICK & CO., P.C.

*Certified Public Accountants*

1251 NW Briarcliff Pkwy
Suite 125
Kansas City, MO 64116
(816) 453-7014
Fax (816) 453-7016

Other Offices in
Missouri and Kansas

**Independent Auditor's Report on Internal Control Over Financial Reporting and on Compliance and Other Matters Based on an Audit of Financial Statements Performed in Accordance with *Government Auditing Standards***

To the Honorable Mayor and Members of the City Council
City of Joplin, Missouri

We have audited, in accordance with the auditing standards generally accepted in the United States of America and the standards applicable to financial audits contained in *Government Auditing Standards* issued by the Comptroller General of the United States, the financial statements of the governmental activities, the business-type activities, the aggregate discretely presented component units, each major fund, and the aggregate remaining fund information of the City of Joplin, Missouri (the City), as of and for the year ended October 31, 2020, and the related notes to the financial statements, which collectively comprise the City's basic financial statements and have issued our report thereon dated April 13, 2021. Our report includes a reference to other auditors who audited the financial statements of the Joplin Sports Authority, a discretely presented component unit, as described in our report on the City's financial statements. This report does not include the results of the other auditor's testing of internal control over financial reporting or compliance and other matters that are reported on separately by those auditors. The financial statements of the Joplin Sports Authority were not audited in accordance with *Government Auditing Standards*.

**Internal Control over Financial Reporting**

In planning and performing our audit of the financial statements, we considered the City's internal control over financial reporting (internal control) to determine the audit procedures that are appropriate in the circumstances for the purpose of expressing our opinions on the financial statements, but not for the purpose of expressing an opinion on the effectiveness of the City's internal control. Accordingly, we do not express an opinion on the effectiveness of the City's internal control.

A *deficiency in internal control* exists when the design or operation of a control does not allow management or employees, in the normal course of performing their assigned functions, to prevent, or detect and correct misstatements on a timely basis. A *material weakness* is a deficiency, or a combination of deficiencies, in internal control such that there is a reasonable possibility that a material misstatement of the City's financial statements will not be prevented, or detected and corrected on a timely basis. A *significant deficiency* is a deficiency, or a combination of deficiencies, in internal control that is less severe than a material weakness, yet important enough to merit attention by those charged with governance.

Our consideration of internal control was for the limited purpose described in the first paragraph of this section and was not designed to identify all deficiencies in internal control that might be material weaknesses or significant deficiencies. Given these limitations, during our audit we did not identify any deficiencies in internal control that we consider to be material weaknesses. However, material weaknesses may exist that have not been identified.

**Compliance and Other Matters**

As part of obtaining reasonable assurance about whether the City's financial statements are free from material misstatement, we performed tests of its compliance with certain provisions of laws, regulations, contracts, and grant agreements, noncompliance with which could have a direct and material effect on the determination of financial statement amounts. However, providing an opinion on compliance with those provisions was not an objective of our audit, and accordingly, we do not express such an opinion. The results of our tests disclosed no instances of noncompliance or other matters that are required to be reported under *Government Auditing Standards*.

**Purpose of this Report**

The purpose of this report is solely to describe the scope of our testing of internal control and compliance and the results of that testing, and not to provide an opinion on the effectiveness of the City's internal control or on compliance. This report is an integral part of an audit performed in accordance with *Government Auditing Standards* in considering the City's internal control and compliance. Accordingly, this communication is not suitable for any other purpose.

Cochran Head Vick & Co., P.C.

Kansas City, Missouri
April 13, 2021

CHV & Co

COCHRAN HEAD VICK & CO., P.C.

*Certified Public Accountants*

1251 NW Briarcliff Pkwy
Suite 125
Kansas City, MO 64116
(816) 453-7014
Fax (816) 453-7016

Other Offices in
Missouri and Kansas

## Independent Auditor's Report on Compliance for Each Major Program and on Internal Control Over Compliance Required by the Uniform Guidance

To the Honorable Mayor and City Council
City of Joplin, Missouri

### Report on Compliance for Each Major Federal Program

We have audited the City of Joplin, Missouri's (the City) compliance with the types of compliance requirements described in the *OMB Compliance Supplement* that could have a direct and material effect on each of the City's major federal programs for the year ended October 31, 2020. The City's major federal programs are identified in the summary of auditor's results section of the accompanying schedule of findings and questioned costs.

### Management's Responsibility

Management is responsible for compliance with federal statutes, regulations, and the terms and conditions of its federal awards applicable to its federal programs.

### Auditor's Responsibility

Our responsibility is to express an opinion on compliance for each of the City's major federal programs based on our audit of the types of compliance requirements referred to above. We conducted our audit of compliance in accordance with auditing standards generally accepted in the United States of America; the standards applicable to financial audits contained in *Government Auditing Standards*, issued by the Comptroller General of the United States; and the audit requirements of Title 2 U.S. *Code of Federal Regulations* Part 200, *Uniform Administrative Requirements, Cost Principles, and Audit Requirements for Federal Awards* (Uniform Guidance). Those standards and the Uniform Guidance require that we plan and perform the audit to obtain reasonable assurance about whether noncompliance with the types of compliance requirements referred to above that could have a direct and material effect on a major federal program occurred. An audit includes examining, on a test basis, evidence about the City's compliance with those requirements and performing such other procedures as we considered necessary in the circumstances.

We believe that our audit provides a reasonable basis for our opinion on compliance for each major federal program. However, our audit does not provide a legal determination of the City's compliance.

### Opinion on Each Major Federal Program

In our opinion, the City complied, in all material respects, with the types of compliance requirements referred to above that could have a direct and material effect on its major federal programs for the year ended October 31, 2020.

**Report on Internal Control Over Compliance**

Management of the City is responsible for establishing and maintaining effective internal control over compliance with the types of compliance requirements referred to above. In planning and performing our audit of compliance, we considered the City's internal control over compliance with the types of requirements that could have a direct and material effect on each major federal program to determine the auditing procedures that are appropriate in the circumstances for the purpose of expressing an opinion on compliance for each major federal program and to test and report on internal control over compliance in accordance with the Uniform Guidance, but not for the purpose of expressing an opinion on the effectiveness of internal control over compliance. Accordingly, we do not express an opinion on the effectiveness of the City's internal control over compliance.

A *deficiency in internal control over compliance* exists when the design or operation of a control over compliance does not allow management or employees, in the normal course of performing their assigned functions, to prevent, or detect and correct, noncompliance with a type of compliance requirement of a federal program on a timely basis. A *material weakness in internal control over compliance* is a deficiency, or combination of deficiencies, in internal control over compliance, such that there is a reasonable possibility that material noncompliance with a type of compliance requirement of a federal program will not be prevented, or detected and corrected, on a timely basis. A *significant deficiency in internal control over compliance* is a deficiency, or a combination of deficiencies, in internal control over compliance with a type of compliance requirement of a federal program that is less severe than a material weakness in internal control over compliance, yet important enough to merit attention by those charged with governance.

Our consideration of internal control over compliance was for the limited purpose described in the first paragraph of this section and was not designed to identify all deficiencies in internal control over compliance that might be material weaknesses or significant deficiencies. We did not identify any deficiencies in internal control over compliance that we consider to be material weaknesses. However, material weaknesses may exist that have not been identified.

The purpose of this report on internal control over compliance is solely to describe the scope of our testing of internal control over compliance and the results of that testing based on the requirements of the Uniform Guidance. Accordingly, this report is not suitable for any other purpose.

Cochran Head Vick & Co., P.C.

Kansas City, Missouri
April 13, 2021

# CITY OF JOPLIN, MISSOURI
# POLICEMEN'S AND FIREMEN'S PENSION PLAN

Financial Statements
and Required Supplementary Information

For the Years Ended
October 31, 2020 and 2019

(With Independent Auditor's Report Thereon)

# CITY OF JOPLIN, MISSOURI
# POLICEMEN'S AND FIREMEN'S PENSION PLAN

TABLE OF CONTENTS


Independent Auditor's Report ..... 1-2

Financial Statements:

Statements of Plan Net Position ..... 3

Statements of Changes in Plan Net Position ..... 4

Notes to the Financial Statements ..... 5-13

Required Supplementary Information:

Schedules of Changes in the Employer Net Pension Liability and Related Ratios ..... 14

Schedules of Employer Contributions ..... 15

Notes to Schedules of Employer Contributions ..... 15

Schedules of Investment Returns ..... 16

CHV & Co

COCHRAN HEAD VICK & CO., P.C.

*Certified Public Accountants*

1251 NW Briarcliff
ırkway
Suite 125
Kansas City, MO 64116
(816) 584-9955
(816) 584-9958 FAX

# INDEPENDENT AUDITOR'S REPORT

The Board of Trustees of the
City of Joplin, Missouri Policemen's
and Firemen's Pension Plan:

We have audited the accompanying financial statements of the City of Joplin, Missouri Policemen's and Firemen's Pension Plan (the Plan), which comprise the statements of plan net position, statements of changes in plan net position, and the related notes to the financial statements as of and for the years ended October 31, 2020 and 2019.

**Management's Responsibility for the Financial Statements**

Management is responsible for the preparation and fair presentation of these financial statements in accordance with accounting principles generally accepted in the United States of America; this includes the design, implementation, and maintenance of internal control relevant to the preparation and fair presentation of financial statements that are free from material misstatement, whether due to fraud or error.

**Auditor's Responsibility**

Our responsibility is to express an opinion on these financial statements based on our audits. We conducted our audits in accordance with auditing standards generally accepted in the United States of America. Those standards require that we plan and perform the audits to obtain reasonable assurance about whether the financial statements are free from material misstatement.

An audit involves performing procedures to obtain audit evidence about the amounts and disclosures in the financial statements. The procedures selected depend on the auditor's judgment, including the assessment of the risks of material misstatement of the financial statements, whether due to fraud or error. In making those risk assessments, the auditor considers internal control relevant to the entity's preparation and fair presentation of the financial statements in order to design audit procedures that are appropriate in the circumstances, but not for the purpose of expressing an opinion on the effectiveness of the entity's internal control. Accordingly, we express no such opinion. An audit also includes evaluating the appropriateness of accounting policies used and the reasonableness of significant accounting estimates made by management, as well as evaluating the overall presentation of the financial statements.

We believe that the audit evidence we have obtained is sufficient and appropriate to provide a basis for our audit opinions.

**Opinion**

In our opinion, the financial statements referred to above present fairly, in all material respects, the plan net position of the City of Joplin, Missouri Policemen's and Firemen's Pension Plan as of October 31, 2020 and 2019, and the changes in plan net position thereof for the years then ended in accordance with accounting principles generally accepted in the United States of America.

**Emphasis of Matter**

As discussed in Note 1, the financial statements present only the City of Joplin, Missouri Policemen's and Firemen's Pension Plan and do not purport to, and do not present fairly the financial position of the City of Joplin, Missouri (the City), the changes in its financial position, or, where applicable, its cash flows for the years then ended in accordance with accounting principles generally accepted in the United States of America. Our opinion is not modified with respect to this matter.

**Other Matters**

*Required Supplementary Information*

Accounting principles generally accepted in the United States of America require that the Schedules of Changes in the Employer Net Pension Liability and Related Ratios, Schedules of Employer Contributions and Schedules of Investment Returns on pages 13-15 be presented to supplement the basic financial statements. Such information, although not a part of the basic financial statements, is required by the Governmental Accounting Standards Board, who considers it to be an essential part of financial reporting for placing the basic financial statements in an appropriate operational, economic, or historical context. We have applied certain limited procedures to the required supplementary information in accordance with auditing standards generally accepted in the United States of America, which consisted of inquiries of management about the methods of preparing the information and comparing the information for consistency with management's responses to our inquiries, the basic financial statements, and other knowledge we obtained during our audit of the basic financial statements. We do not express an opinion or provide any assurance on the information because the limited procedures do not provide us with sufficient evidence to express an opinion or provide any assurance.

Management has omitted the management's discussion and analysis that accounting principles generally accepted in the United States of America require to be presented to supplement the basic financial statements. Such missing information, although not a part of the financial statements, is required by the Governmental Accounting Standards Board, who considers it to be an essential part of financial reporting for placing the financial statements in an appropriate operational, economic, or historical context. Our opinion on the financial statements is not affected by this missing information.

Cochran Head Vick + Co., P.C.

Kansas City, Missouri
April 13, 2021

# CITY OF JOPLIN, MISSOURI
# POLICEMEN'S AND FIREMEN'S PENSION PLAN

STATEMENTS OF PLAN NET POSITION

OCTOBER 31, 2020 AND 2019

| | 2020 | 2019 |
|---|---|---|
| Assets: | | |
| Cash and cash equivalents | $ 1,296,623 | $ 122,968 |
| Receivables: | | |
| Interest and dividends | 13 | 255 |
| Investments, at fair value: | | |
| Real estate fund | 7,352,017 | 6,139,561 |
| Mutual funds | 35,465,714 | 38,385,979 |
| Total investments, at fair value | 42,817,731 | 44,525,540 |
| Total assets | 44,114,367 | 44,648,763 |
| Net Position: | | |
| Total net position restricted for pension benefits | $ 44,114,367 | $ 44,648,763 |

See accompanying notes to the financial statements.

# CITY OF JOPLIN, MISSOURI
# POLICEMEN'S AND FIREMEN'S PENSION PLAN

STATEMENTS OF CHANGES IN PLAN NET POSITION

FOR THE YEARS ENDED OCTOBER 31, 2020 AND 2019

| | 2020 | 2019 |
|---|---|---|
| Additions: | | |
| Contributions: | | |
| Employer | $ 3,440,455 | $ 2,999,709 |
| Plan members | 881,238 | 1,307,243 |
| Total contributions | 4,321,693 | 4,306,952 |
| Investment income: | | |
| Net appreciation in fair value of investments | 1,752,952 | 3,548,745 |
| Interest and dividends | 873,701 | 1,169,689 |
| Investment expenses | (89,271) | (53,969) |
| Net investment income | 2,537,382 | 4,664,465 |
| Total additions | 6,859,075 | 8,971,417 |
| Deductions: | | |
| Benefits | 3,734,680 | 3,515,998 |
| Refunds of contributions | 3,633,191 | 1,700,492 |
| Administrative and other expenses | 25,600 | 19,356 |
| Total deductions | 7,393,471 | 5,235,846 |
| Net increase (decrease) | (534,396) | 3,735,571 |
| Net position restricted for pension benefits: | | |
| Beginning of year | 44,648,763 | 40,913,192 |
| End of year | $ 44,114,367 | $ 44,648,763 |

See accompanying notes to the financial statements.

## 1. Description of the Plan

The following brief description of the City of Joplin, Missouri Policemen's and Firemen's Pension Plan (the Plan) is provided for general information purposes only. Participants should refer to the establishing ordinance and plan documents for more complete information.

General

The Plan is a single employer defined benefit plan that covers certain full-time police officers and firefighters serving the City of Joplin, Missouri (the City). The Plan provides retirement, disability, and death benefits to Plan members and beneficiaries. The Plan is administered by the Board of Trustees of the Policemen's and Firemen's Pension Plan. Contributions to the Plan are made by the City in amounts authorized by the City Council of the City of Joplin and by participants in amounts established by ordinance.

Beginning February 1, 2020, the Plan was closed to new entrants and all new eligible Police and Fire employees hired after that date will participate in the Missouri Local Government Employees Retirement System (LAGERS). Tier 2 members (members hired on or after February 1, 2009) of the Plan as of February 1, 2020, were given an option to stay in the Plan or migrate to LAGERS. If the member chose to migrate to LAGERS, they relinquish their service credits that had accrued in the Plan but have the option to acquire their relinquished years of service credits upon vesting in LAGERS. For Tier 2 employees electing this option, their return of contributions to the Plan must be used to acquire prior service credits in LAGERS. Any shortfall in the cost of an equal number of service credits in LAGERS will be covered by a portion of the proceeds from a voter approved tax levy as described below.

In November of 2019, voters approved a ½ cent sales tax to fully fund the Plan and to raise funds to cover the transition costs to LAGERS as described above. The proceeds of the tax levy will be used to 1) fully fund the net pension liability of the Plan, which will be considered to be fully funded once it reaches 120% funded status as determined by an independent actuarial study, 2) fund a $1,000,000 per year contribution for the first two years of LAGERS, and 3) to acquire service credits for employees switching to LAGERS to replace the service credits relinquished from the Plan.

The Plan is considered part of the City's financial reporting entity and is included in the City's financial reports as a Pension Trust Fund.

Termination Benefits

At any point prior to their normal retirement date, covered employees are entitled to a return of their accumulated contributions, without interest, upon termination, death, or disability.

Retirement Benefits

Retirement benefits accrue to members of the Plan according to the formula prescribed by the Plan and based upon earning levels and years of service. For all members who were hired on or before January 31, 2009 (Tier 1 members), the benefits which accrue to members become 100% vested after twenty (20) years of service or upon reaching the age of sixty (60). In addition, upon retirement, such members are entitled to a lump sum distribution of all employee contributions. For all members who were hired on or after February 1, 2009 (Tier 2 members), the benefits which accrue to members become 100% vested after twenty-five (25) years of service or upon reaching the age of sixty (60). Upon retirement, the contributions of these members remain with the plan.

Retirement benefits shall be paid to participants as monthly annuity payments for their lifetime, beginning in the month in which their retirement date falls. Benefits are to be paid for a period not longer than the lives (or, if applicable, the joint life expectancies) of the participant and their beneficiary. In the event of the death of a participant, benefits are to be paid to the participant's eligible spouse, qualified child, or other designated beneficiary if no eligible spouse or qualified child exists. The amount of benefits to be received is determined based upon whether the participant is actively employed or retired and whether their death was related to the performance of their duties.

Plan Termination

In the event of the termination or partial termination of the Plan, the benefits of all affected participants determined as of the date of such termination or partial termination, to the extent funded as of such date, shall be non-forfeitable. No such action shall alter the Plan or its operation with respect to participants who have previously retired under this Plan. Although the City has not expressed any intent to terminate the Plan Agreement, it may do so at any time.

## 2. Summary of Significant Accounting Policies

Basis of Accounting and Presentation

The accounting and reporting policies of the Plan conform to accounting principles generally accepted in the United States of America applicable to governments. The financial statements are prepared using the accrual basis of accounting. Employee and employer contributions are recognized as revenues in the period which employee services are performed. Benefits and refunds are recognized when due and payable in accordance with the terms of the plan.

Funding Policy and Plan Membership

The employee contribution rates for the plan years 2020 and 2019 were 18.08% of the current year covered payroll for all Tier 1 members, and 10% for all Tier 2 members. Actual employee contributions equaled the actuarial determined amounts for the plan years 2020 and 2019.

The actuarially determined City contribution rates for the plan years 2020 and 2019 were 31.75% and 30.97% of covered compensation, respectively. The plan document specifies that for the plan year 2012 and all subsequent years, the City will contribute the actuarial determined rate, and accordingly, the City contributed the actuarial determined rate during 2020 and 2019.

Membership of the Plan consisted of the following as of the October 31, 2020 and 2019 actuarial valuation dates for the Plan:

| | 2020 | 2019 |
|---|---|---|
| Retirees and beneficiaries | 171 | 166 |
| Active plan members: | | |
| Vested | - | 1 |
| Nonvested | 57 | 191 |
| Total | 228 | 358 |

Use of Estimates

The preparation of financial statements in conformity with accounting principles generally accepted in the United States of America requires management to make estimates and assumptions that affect the reported amounts of assets and liabilities and the disclosure of contingencies at the date of the financial statements and the reporting of revenue and expenses during the reporting period. Actual results could differ from those estimates.

**3. Investments**

The Custodian and Investment Manager(s) chosen by the Trustees have discretionary authority concerning purchases of investments in the Plan subject to the overall investment policy guidelines as approved by the Board of Trustees and adopted by the City Council. The investment policy follows Sections 86.590 and 105.688 of the Missouri Revised Statutes regarding constraints on the deposit and investment of Plan assets.

The Plan's investment policy permits investments in fixed income securities, equity securities, and alternative investments. Under the policy, the investment manager is responsible for the diversification of their portfolio in order to minimize the risk of a large loss from a single security.

Investments are reported at fair value based on quoted market values. Securities traded on a national or international exchange are valued at the last reported sales price at current exchange rates.

Investments of the Plan at October 31, 2020 and 2019 consisted of the following:

| | 2020 | 2019 |
|---|---|---|
| Real estate fund | $ 7,352,017 | $ 6,139,561 |
| Mutual Funds: | | |
| Equity | 23,123,337 | 22,199,467 |
| Fixed income | 12,342,377 | 16,186,512 |
| | $ 42,817,731 | $ 44,525,540 |

*Interest Rate Risk*

Interest rate risk is the risk that changes in interest rates will adversely affect the fair value of an investment. The Plan has no specific policy regarding interest rate risk. For the years ended October 31, 2020 and 2019, approximately 100% and 88%, respectively, of the Plan's fixed income mutual funds had maturities of 5 to 11 years. As a result, the Plan is exposed to the risk of fair value losses arising from increasing interest rates.

The Plan has elected to use the segmented time distribution method of disclosure for its fixed income mutual funds. The following table summarizes these investments at October 31, 2020:

| | Fair Value | Investment Maturities (in Years) | | |
|---|---|---|---|---|
| | | Less than 1 | 1 - 5 | 5 - 11 |
| Fixed Income Mutual Funds | $ 12,342,377 | $ - | $ - | $ 12,342,377 |

The following table summarizes investments at October 31, 2019:

| | Fair Value | Investment Maturities (in Years) | | |
|---|---|---|---|---|
| | | Less than 1 | 1 - 5 | 5 - 11 |
| Fixed Income Mutual Funds | $ 16,186,512 | $ - | $ 1,893,334 | $ 14,293,178 |

*Credit Risk*

Credit risk is the risk that an issuer or other counterparty to an investment will not fulfill its obligations to the Plan. The Plan has no specific policy regarding credit risk. The Plan uses the credit ratings issued by Standard and Poor's for disclosure of credit risk. The following table summarizes the average credit rating of each fund's holdings for Plan investments subject to credit risk at October 31, 2020:

| Fund Name | Fair Value | Credit Rating |
|---|---|---|
| Metropolitan West Total Return Bond Fund | $ 6,037,311 | BBB |
| Vanguard Intermediate Term Treasury Fund | 6,305,066 | AAA |
| | $ 12,342,377 | |

The following table summarizes the average credit rating of each fund's holdings for Plan investments subject to credit risk at October 31, 2019:

| Fund Name | Fair Value | Credit Rating |
|---|---|---|
| Metropolitan West Total Return Bond Fund | $ 7,482,596 | BBB |
| Vanguard Intermediate Term Treasury Fund | 6,810,582 | AA |
| Templeton Global Bond Advisor Fund | 1,893,334 | BBB |
| | $ 16,186,512 | |

*Custodial Credit Risk*

The custodial credit risk for deposits is the risk that, in the event of the failure of the counterparty to the investment, the Plan will not be able to recover the value of investments that are in the possession of an outside party. The Plan's investments are held by its investment custodian in the Fund's name, and accordingly, the Plan had no investments subject to custodial credit risk.

*Concentration of Credit Risk*

Concentration of credit risk is the risk of loss that may be attributed to the magnitude of the Plan's investment in a single issue. The Plan has no specific policy regarding the amount that may be invested in any one issuer. At October 31, 2020 and 2019, the Plan's investments in mutual funds, are designed, in part, to provide diversification and therefore reduce this risk. The real estate fund exceeds 17% of the Plan's total investment balance at October 31, 2020 and 2019.

*Rate of Return*

For the years ended October 31, 2020 and 2019, the annual money-weighted rate of return on pension plan investments, net of pension plan investment expense, was 6.74% and 11.71%, respectively. The money-weighted rate of return expresses investment performance, net of investment expense, adjusted for the changing amounts actually invested.

*Fair Value Measurements*

The Plan's categorizes its fair value measurements within the fair value hierarchy established by generally accepted accounting principles. The hierarchy is based on the valuation inputs used to measure the fair value of the asset. Level 1 inputs are quoted in active markets for identical assets; Level 2 inputs are significant other observable inputs such as third party pricing services for identical assets; Level 3 inputs are significant unobservable inputs. The Plan has the following recurring fair value measurements as of October 31, 2020:

| Investments | Total | Level 1 | Level 2 | Level 3 |
|---|---|---|---|---|
| Mutual funds | $ 35,465,714 | $ 35,465,714 | $ - | $ - |
| Real estate funds | 7,352,017 | - | - | 7,352,017 |
| Total investments | $ 42,817,731 | $ 35,465,714 | $ - | $ 7,352,017 |

The Plan has the following recurring fair value measurements as of October 31, 2019:

| Investments | Total | Level 1 | Level 2 | Level 3 |
|---|---|---|---|---|
| Mutual funds | $ 38,385,979 | $ 38,385,979 | $ - | $ - |
| Real estate funds | 6,139,561 | - | - | 6,139,561 |
| Total investments | $ 44,525,540 | $ 38,385,979 | $ - | $ 6,139,561 |

Mutual funds classified as Level 1 of the fair value hierarchy are valued using prices quoted in active markets for those securities. Real estate funds are classified in Level 3 as they are valued using the net asset value per share of the Plan's investment in a limited partnership formed as an open-end investment fund (the Fund). The Fund was created with the purpose of allowing various different retirement plans and foundations to pool their resources together to make investments in office, retail, industrial and multi-family residential properties. The Fund is audited annually and obtains appraisals on all real estate investments quarterly. The fair value of the real estate funds reported in the Plan's financial statement is calculated by multiplying the number of shares in the Fund that the Plan owns times the net asset value per share of the Fund as of September 30, 2020, which is the last valuation performed before the Plan's year end.

**4. Risks and Uncertainties**

The Plan invests in various investment securities. Investment securities are exposed to various risks, such as interest rate, market, and credit risks. Due to the level of risk associated with certain investment securities, the values of investment securities may change in the near term and such changes could materially affect the amounts reported in the statements of plan net position.

The Plan has purchased insurance to cover disability payments to eligible beneficiaries. Insurance premiums in the amount of $40,390 and $40,959 were included in benefit payments for the years ended October 31, 2020 and 2019, respectively. The Plan currently has one beneficiary receiving benefits as a result of this insurance policy.

**5. Net Pension Liability of the City**

Net pension liability of the City as of the October 31, 2020 and 2019:

| | 2020 | 2019 |
|---|---|---|
| Total pension liability | $ 71,441,335 | $ 67,450,577 |
| Plan fiduciary net position | (44,114,367) | (44,648,763) |
| City's net pension liability | $ 27,326,968 | $ 22,801,814 |
| Plan fiduciary net position as a percentage of the total pension liability | 61.75% | 66.19% |

*Actuarial Valuation Information*

The total pension liability amounts were determined by an actuarial valuation as of October 31, 2020, using the following actuarial assumptions, applied to all prior periods included in the measurement:

| | |
|---|---|
| Actuarial cost method | Entry Age Normal |
| Amortization method | Level Dollar, Closed |
| Remaining amortization period | 18 years |
| Asset Valuation Method | 5-year smoothed market; 20% corridor |
| Wage Inflation | 2.5% |
| Salary Increases | Police: 3.0% to 11.0% including inflation<br>Fire: 2.5% to 11.0% including inflation |
| Investment Rate of Return | 6.75% |
| Retirement Age | Experience-based table of rates that are specific to the type of eligibility condition. Active members age 60 and over are assumed to retire immediately. |
| Mortality | RP-2014 healthy annuitant tables adjusted for mortality improvement back to the observation period base years for men and women of 2017 and 2006 respectively. Future mortality improvement was modeled using the 2-dimensional MP-2016 mortality projection scales. 25% of active deaths are assumed to be duty related, and 75% of active deaths are assumed to be nonduty related. |
| Other Information: | |
| Notes | The Employer Contribution for FY Ending October 31, 2020 was determined in the October 31, 2018 actuarial valuation report. |

The long-term expected rate of return on pension plan investments was determined using a building-block method in which best-estimate ranges of expected future real rates of return (expected returns, net of pension plan investment expense and inflation) are developed for each major asset class. These ranges are combined to produce the long-term expected rate of return by weighting the expected future real rates of return by the target asset allocation percentage and by adding expected inflation. Best estimates of arithmetic real rates of return for each major asset class included in the pension plan's target asset allocation as of October 31, 2020 are summarized in the following table:

| | Target Allocation | Long-term Expected Real Rate of Return |
|---|---|---|
| US Equity | 35.00% | 8.4% |
| Developed Non US Equity | 9.00% | 9.0% |
| Emerging Market Equity | 6.00% | 11.9% |
| Core Fixed Income | 30.00% | 4.0% |
| Global Fixed Income | 5.00% | 3.8% |
| Real Estate | 15.00% | 6.8% |

*Discount rate*

A single discount rate of 6.75% was used to measure the total pension liability. This single discount rate was based on the expected rate of return on pension plan investments of 6.75%. The projection of cash flows used to determine the single discount rate assumed that plan member contributions will be made at the current contribution rate and that employer contributions will be made at rates equal to the difference between actuarially determined contribution rates and the member rate. Based on these assumptions, the pension plan's fiduciary net position was projected to be available to make all projected future benefit payments of current plan members. Therefore, the long-term expected rate of return on pension plan investments was applied to all periods of projected benefit payments to determine the total pension liability.

*Sensitivity of the net pension liability to changes in the discount rate.*

The following presents the net pension liability of the City calculated using the discount rate of 6.75%, as well as what the City's net pension liability would be if it were calculated using a discount rate that is 1-percentage-point lower (5.75%) or 1-percentage-point higher (7.75%) than the current rate:

| | 1% Decrease 5.75% | Current Discount Rate 6.75% | 1% Increase 7.75% |
|---|---|---|---|
| City's net pension liability | $ 35,814,337 | $ 27,326,968 | $ 20,350,948 |

**6. Subsequent Events**

The Plan evaluated subsequent events through April 13, 2021, the date the financial statements were available to be issued. No subsequent events were identified that required recognition or disclosure in the financial statements

# Required Supplementary Information

**CITY OF JOPLIN, MISSOURI**
**POLICEMEN'S AND FIREMEN'S PENSION PLAN**
**Required Supplementary Information**

Schedules of Changes in the Employer Net Pension Liability and Related Ratios

| | 2020 (1) | 2019 | 2018 | 2017 | 2016 | 2015 | 2014 |
|---|---|---|---|---|---|---|---|
| **Total Pension Liability** | | | | | | | |
| Service costs | $ 1,215,697 | $ 1,849,542 | $ 1,838,426 | $ 1,980,873 | $ 2,089,863 | $ 2,054,031 | $ 2,067,978 |
| Interest | 4,346,768 | 4,364,016 | 4,274,460 | 4,166,508 | 4,110,293 | 3,992,441 | 3,823,752 |
| Difference between expected and actual experience | (1,223,992) | 97,460 | (306,033) | 284,357 | (648,907) | - | 197,958 |
| Assumption changes | 6,976,020 | - | - | 1,708,040 | 60,721 | - | 56,769 |
| Benefit payments | (3,690,544) | (3,475,039) | (3,331,175) | (3,272,590) | (3,107,235) | (2,895,811) | (2,780,780) |
| Refunds | (3,633,191) | (1,700,492) | (464,581) | (1,461,183) | (1,667,821) | (1,090,704) | (691,968) |
| Net change in pension liability | 3,990,758 | 1,135,487 | 2,011,097 | 3,406,005 | 836,914 | 2,059,957 | 2,673,709 |
| Total pension liability - beginning of year | 67,450,577 | 66,315,090 | 64,303,993 | 60,897,988 | 60,061,074 | 58,001,117 | 55,327,408 |
| Total pension liability - end of year (a) | $ 71,441,335 | $ 67,450,577 | $ 66,315,090 | $ 64,303,993 | $ 60,897,988 | $ 60,061,074 | $ 58,001,117 |
| **Plan Fiduciary Net Position** | | | | | | | |
| Employer contributions | $ 3,440,455 | $ 2,999,709 | $ 2,620,298 | $ 2,601,983 | $ 2,619,993 | $ 2,662,321 | $ 2,919,863 |
| Employee contributions | 881,238 | 1,307,243 | 1,234,842 | 1,254,486 | 1,281,360 | 1,334,923 | 1,404,265 |
| Net investment income (loss) | 2,553,066 | 4,678,184 | 763,367 | 4,957,308 | 1,004,989 | (90,410) | 2,100,141 |
| Benefit payments | (3,690,544) | (3,475,039) | (3,331,175) | (3,272,590) | (3,107,235) | (2,925,904) | (2,780,780) |
| Refunds | (3,633,191) | (1,700,492) | (464,581) | (1,461,183) | (1,667,821) | (1,090,704) | (691,968) |
| Administrative expenses | (85,420) | (74,034) | (52,286) | (66,544) | (71,284) | (53,590) | (36,615) |
| Net change in plan fiduciary net position | (534,396 | 3,735,571 | 770,465 | 4,013,460 | 60,002 | (133,271 | 2,914,906 |
| Plan fiduciary net position - beginning of year | 44,648,763 | 40,913,192 | 40,142,727 | 36,129,267 | 36,069,265 | 36,202,536 | 33,287,630 |
| Plan fiduciary net position - end of year (b) | $ 44,114,367 | $ 44,648,763 | $ 40,913,192 | $ 40,142,727 | $ 36,129,267 | $ 36,069,265 | $ 36,202,536 |
| Employer's net pension liability (a) - (b) | $ 27,326,968 | $ 22,801,814 | $ 25,401,898 | $ 24,161,266 | $ 24,768,721 | $ 23,991,809 | $ 21,798,581 |
| Plan net position as a percentage of the total pension liability | 61.75% | 66.19% | 61.70% | 62.43% | 59.33% | 60.05% | 62.42% |
| Covered payroll | $ 3,847,920 | $ 9,489,931 | $ 9,049,761 | $ 9,119,704 | $ 9,042,460 | $ 9,056,584 | $ 8,868,033 |
| City's net pension liability as a percentage of covered payro | 710.18% | 240.27% | 280.69% | 264.93% | 273.92% | 264.91% | 245.81% |

(1) - Beginning February 1, 2020, the Plan was closed to new entrants and all new eligible Police and Fire employees hired after that date will participate in the Missouri Local Government Employees Retir System (LAGERS). Tier 2 members (members hired on or after February 1, 2009) of the Plan as of February 1, 2020, were given an option to stay in the Plan or migrate to LAGERS.

Note: 10 years of data will be displayed once it is available. GASB statement 67 was implemented in the 2014 fiscal year.

## CITY OF JOPLIN, MISSOURI
## Required Supplementary Information
## Schedules of Employer Contributions

| Fiscal Year | | Actuarially Determined Contribution | Contribution in Relation to Actuarially Determined Contributions | Contribution Excess (Deficiency) | Covered Payroll | Contribution as Percentage of Covered Payroll |
|---|---|---|---|---|---|---|
| 2014 | | $ 2,919,862 | $ 2,919,862 | $ - | $ 9,109,859 | 32.05% |
| 2015 | | 2,662,322 | 2,662,322 | - | 9,056,584 | 29.40% |
| 2016 | | 2,619,993 | 2,619,993 | - | 9,042,460 | 28.97% |
| 2017 | | 2,601,983 | 2,601,983 | - | 9,119,704 | 28.53% |
| 2018 | | 2,620,298 | 2,620,298 | - | 9,049,761 | 28.95% |
| 2019 | | 2,999,709 | 2,999,709 | - | 9,489,931 | 31.61% |
| 2020 | (1) | 2,921,839 | 3,440,455 | 518,616 | 3,847,920 | 89.41% |

Note: 10 years of data will be displayed once it is available. GASB statement 67 was implemented in the 2014 fiscal year.

**Notes to Schedules of Employer Contributions**

| | |
|---|---|
| **Notes:** | Actuarially determined contribution rates are calculated as of October 31, twelve months prior to the end of the fiscal year in which contributions are reported |

**Methods and Assumptions used to determine contribution rates:**

| | |
|---|---|
| **Actuarial cost method** | Entry Age Normal |
| **Amortization method** | Level Dollar, Closed |
| **Remaining amortization period** | 18 years |
| **Asset valuation method** | 5-year smoothed market; 20% corridor |
| **Inflation** | 2.50% |
| **Salary increases** | Police: 3.0% to 11.0% including inflation<br>Fire: 2.5% to 11.0% including inflation |
| **Investment rate of return** | 6.75% |
| **Retirement age** | Experience-based table of rates that are specific to the type of eligibility condition. Active members age 60 and over are assumed to retire immediately. |
| **Mortality** | RP-2014 healthy annuitant tables adjusted for mortality improvement back to the observation period base years for men and women of 2017 and 2006 respectively. Future mortality improvement was modeled using the 2-dimensional MP-2016 mortality projection scales. 25% of active deaths are assumed to be duty related, and 75% of active deaths are assumed to be nonduty related. |

**Other Information:**

**Notes**

The Employer Contribution for FY Ending October 31, 2020 was determined in the October 31, 2018 actuarial valuation report.

(1) - Beginning February 1, 2020, the Plan was closed to new entrants and all new eligible Police and Fire employees hired after that date will participate in the Missouri Local Government Employees Retirement System (LAGERS). Tier 2 members (members hired on or after February 1, 2009) of the Plan as of February 1, 2020, were given an option to stay in the Plan or migrate to LAGERS.

## City of Joplin, Missouri
## Required Supplementary Information
## Schedules of Investment Returns

| | 2020 | 2019 | 2018 | 2017 | 2016 | 2015 | 2014 |
|---|---|---|---|---|---|---|---|
| Annual money -weighted rate of return, net of investment expense | 6.74% | 11.71% | 2.06% | 14.21% | 2.99% | 0.04% | 6.47% |

Note: 10 years of data will be displayed once it is available. GASB statement 67 was implemented in the 2014 fiscal year.

# CITY OF JOPLIN, MISSOURI
# JOPLIN REGIONAL AIRPORT

Passenger Facility Charge Program

Schedules of Passenger Facility Charges
and Interest Collected and Expended

For the Year Ended October 31, 2020

(With Independent Auditor's Report Thereon)

# CITY OF JOPLIN, MISSOURI
# JOPLIN REGIONAL AIRPORT

## Table of Contents


Independent Auditor's Report on Compliance with Requirements Applicable to the Passenger Facility Charge Program, Internal Control over Compliance, and Schedules of Passenger Facility Charges and Interest Collected and Expended ..... 1-3

Schedule of Findings and Questioned Costs ..... 4

Schedule of Passenger Facility Charges and Interest Collected and Expended – Application number 02-01-C-00-JLN ..... 5

Schedule of Passenger Facility Charges and Interest Collected and Expended – Application number 16-02-C-00-JLN ..... 6

Notes to Schedules of Passenger Facility Charges and Interest Collected and Expended ..... 7

CHV & Co

COCHRAN HEAD VICK & CO., P.C.

*Certified Public Accountants*

1251 NW Briarcliff Pkwy
Suite 125
Kansas City, MO 64116
(816) 453-7014
Fax (816) 453-7016

Other Offices in
Missouri and Kansas

**Independent Auditor's Report on Compliance with Requirements Applicable to the Passenger Facility Charge Program, Internal Control over Compliance, and Schedules of Passenger Facility Charges and Interest Collected and Expended**

The Honorable Mayor and
Members of the City Council
of the City of Joplin, Missouri:

**Report on Compliance**

We have audited the City of Joplin, Missouri's (the City) compliance with the types of compliance requirements described in the *Passenger Facility Charge Audit Guide for Public Agencies*, issued by the Federal Aviation Administration (the Guide), for its passenger facility charge program for the year ended October 31, 2020.

**Management's Responsibility**

Management is responsible for compliance with federal statutes, regulations, and the terms and conditions of its federal awards applicable to the passenger facility charge program.

**Auditor's Responsibility**

Our responsibility is to express an opinion on the City's compliance based on our audit of the compliance requirements referred to above. We conducted our audit of compliance in accordance with auditing standards generally accepted in the United States of America; the standards applicable to financial audits contained in *Government Auditing Standards*, issued by the Comptroller General of the United States; and the Guide. Those standards and the Guide require that we plan and perform the audit to obtain reasonable assurance about whether noncompliance with the types of compliance requirements referred to above that could have a direct and material effect on the passenger facility charge program occurred. An audit includes examining, on a test basis, evidence about the City's compliance with those requirements and performing such other procedures as we considered necessary in the circumstances.

We believe that our audit provides a reasonable basis for our opinion on compliance. However, our audit does not provide a legal determination of the City's compliance.

**Opinion**

In our opinion, the City complied, in all material respects, with the compliance requirements referred to above that could have a direct and material effect on its passenger facility charge program for the year ended October 31, 2020.

**Report on Internal Control over Compliance**

Management of the City is responsible for establishing and maintaining effective internal control over compliance with the types of compliance requirements referred to above. In planning and performing our audit of compliance, we considered the City's internal control over compliance with the types of requirements that could have a direct and material effect on the passenger facility charge program to determine the auditing procedures that are appropriate in the circumstances for the purpose of expressing an opinion on compliance and to test and report on internal control over compliance in accordance with the Guide, but not for the purpose of expressing an opinion on the effectiveness of internal control over compliance. Accordingly, we do not express an opinion on the effectiveness of the City's internal control over compliance.

A *deficiency in internal control over compliance* exists when the design or operation of a control over compliance does not allow management or employees, in the normal course of performing their assigned functions, to prevent, or detect and correct, noncompliance with a type of compliance requirement of the passenger facility charge program on a timely basis. A *material weakness in internal control over compliance* is a deficiency, or combination of deficiencies, in internal control over compliance, such that there is a reasonable possibility that material noncompliance with a type of compliance requirement of the passenger facility charge program will not be prevented, or detected and corrected, on a timely basis. A *significant deficiency in internal control over compliance* is a deficiency, or a combination of deficiencies, in internal control over compliance with a type of compliance requirement of the passenger facility charge program that is less severe than a material weakness in internal control over compliance, yet important enough to merit attention by those charged with governance.

Our consideration of internal control over compliance was for the limited purpose described in the first paragraph of this section and was not designed to identify all deficiencies in internal control over compliance that might be material weaknesses or significant deficiencies. We did not identify any deficiencies in internal control over compliance that we consider to be material weaknesses. However, material weaknesses may exist that have not been identified.

**Schedules of Passenger Facility Charges and Interest Collected and Expended**

We have audited the financial statements of the governmental activities, the business-type activities, the aggregate discretely presented component units, each major fund, and the aggregate remaining fund information of the City of Joplin, Missouri (the City), as of and for the year ended October 31, 2020, and the related notes to the financial statements, which collectively comprise the City's basic financial statements. We issued our report thereon dated April 13, 2021, which contained unmodified opinions on those financial statements. Our audit was conducted for the purpose of forming opinions on the financial statements that collectively comprise the basic financial statements. The accompanying schedules of passenger facility charges and interest collected and expended are presented for the purposes of additional analysis as specified by the Guide and are not a required part of the basic financial statements. Such information is the responsibility of management and was derived from and relates directly to the underlying accounting and other records used to prepare the basic financial statements. The information has been subjected to the auditing procedures applied in the audit of the basic financial statements and certain additional procedures, including comparing and reconciling such information directly to the underlying accounting and other records used to prepare the basic financial statements or to the basic financial statements themselves, and other additional procedures in accordance with auditing standards generally accepted in the United States of America. In our opinion, the schedules of passenger facility charges and interest collected and expended are fairly stated in all material respects in relation to the basic financial statements as a whole.

The purpose of this report on internal control over compliance is solely to describe the scope of our testing of internal control over compliance and the results of that testing based on the requirements of the Guide. Accordingly, this report is not suitable for any other purpose.

Cochran Head Vick & Co., P.C.

Kansas City, Missouri
April 13, 2021

**CITY OF JOPLIN, MISSOURI**
**JOPLIN REGIONAL AIRPORT**
Schedule of Findings and Questioned Costs
For the Year Ended October 31, 2020

**Findings and Questioned Costs Relating to the Passenger Facility Charge (PFC) Program**

None

**Summary Schedule of Prior Audit Findings**

None

**CITY OF JOPLIN, MISSOURI**
**JOPLIN REGIONAL AIRPORT**

Schedule of Passenger Facility Charges and Interest Collected and Expended – Application Number 02-01-C-00-JLN
For the Year Ended October 31, 2020 and Since Inception on April 1, 2003

**COLLECTIONS:**

| | PFC Collections for the Fiscal Year Ended October 31, 2020 | Interest Received for the Fiscal Year Ended October 31, 2020 | Cumulative PFC Collections since Inception on April 1, 2003 | Cumulative Interest Received since Inception on April 1, 2003 |
|---|---|---|---|---|
| Collections | $ - | $ - | $ 889,664 | $ - |

**EXPENDITURES:**

| Application Number | Project Number | Project Description | Charge Effective Date | Approval of Use Date | Project Start Date | Project Stop Date | Expenditures for the fiscal year ended October 31, 2020 | Cumulative Expenditures Since Inception on April 1, 2003 | Amount of Use Approval | Current Estimated Cost |
|---|---|---|---|---|---|---|---|---|---|---|
| 02-01-C-00-JLN | | | | | | | | | | |
| | 3-29-0037-06 | Purchase New Crash, Fire, and Rescue Truck | 4/1/2003 | 4/1/2003 | 9/1/1991 | 5/1/1993 | $ - | $ 23,441 | $ 23,441 | $ 23,441 |
| | 3-29-0037-07 | Purchase and Install New Runway/Taxiway Signage | 4/1/2003 | 4/1/2003 | 11/1/1993 | 6/1/1994 | - | 14,946 | 14,946 | 14,946 |
| | 3-29-0037-08 | Site Preparation Runway 18/36 Ext/Parallel Taxiway-Phase I | 4/1/2003 | 4/1/2003 | 8/1/1995 | 9/1/1999 | - | 161,228 | 161,228 | 161,228 |
| | 3-29-0037-09 | Site Preparation Runway 18/36 Ext/Parallel Taxiway-Phase II | 4/1/2003 | 4/1/2003 | 5/1/1996 | 9/1/1999 | - | 12,673 | 12,673 | 12,673 |
| | 3-29-0037-10 | Runway 18 Extension, Taxiways to Runway 18, Deer Fence, MALSR | 4/1/2003 | 4/1/2003 | 7/1/1995 | 4/1/2000 | - | 171,402 | 171,402 | 171,402 |
| | 3-29-0037-11 | Purchase Handicap Lift | 4/1/2003 | 4/1/2003 | 2/1/1999 | 9/1/1999 | - | 3,378 | 3,378 | 3,378 |
| | 3-29-0037-12 | Install Runway 18 Navaids | 4/1/2003 | 4/1/2003 | 5/1/1997 | 11/1/1999 | - | 109,063 | 109,063 | 109,063 |
| | 3-29-0037-14 | Construct Taxiway "K" | 4/1/2003 | 4/1/2003 | 2/1/1999 | 11/1/2000 | - | 53,733 | 53,733 | 53,733 |
| | 3-29-0037-15 | Construct Apron Expansion | 4/1/2003 | 4/1/2003 | 8/1/1999 | 11/1/2000 | - | 26,455 | 26,455 | 26,455 |
| | 3-29-0037-17 | Construct Aviation Industrial Park Access Roadway | 4/1/2003 | 4/1/2003 | 9/1/2000 | 11/1/2002 | - | 31,875 | 31,875 | 31,875 |
| | NEW--1 | Runway 13/31 Safety Area Improve/Airport Signage/Light Enhance | 4/1/2003 | 4/1/2003 | 8/1/2002 | 8/1/2003 | - | 211,333 | 211,333 | 211,333 |
| | NEW--2 | New Passenger Terminal Building: Environmental Assessment | 4/1/2003 | 4/1/2003 | 1/1/2003 | 12/1/2003 | - | 10,000 | 10,000 | 10,000 |
| | NEW--3 | New Passenger Terminal Building: Phase I (Design) | 4/1/2003 | 4/1/2003 | 1/1/2003 | 12/1/2003 | - | 60,137 | 60,137 | 60,137 |
| | | **Total Expenditures** | | | | | **$ -** | **$ 889,664** | **$ 889,664** | **$ 889,664** |

See the accompanying notes to the schedules of passenger facility charges and interest collected and expended.

# CITY OF JOPLIN, MISSOURI
# JOPLIN REGIONAL AIRPORT

Schedule of Passenger Facility Charges and Interest Collected and Expended - Application Number 16-02-C-00-JLN
For the Year Ended October 31, 2020 and Since Inception on June 1, 2016

**COLLECTIONS:**

| | PFC Collections for the Fiscal Year Ended October 31, 2020 | Interest Received for the Fiscal Year Ended October 31, 2020 | Cumulative PFC Collections since Inception on June 1, 2016 | Cumulative Interest Received since Inception on June 1, 2016 |
|---|---|---|---|---|
| Collections | $ 155,274 | $ - | $ 679,594 | $ - |

**EXPENDITURES:**

| Application Number | Project Number | Project Description | Charge Effective Date | Approval of Use Date | Project Start Date | Project Stop Date | Expenditures for the fiscal year ended October 31, 2020 | Cumulative Expenditures Since Inception on June 1, 2016 | Amount of Use Approval | Current Estimated Cost |
|---|---|---|---|---|---|---|---|---|---|---|
| 16-02-C-00-JLN | | | | | | | | | | |
| | 001 | Master Plan Study | 6/1/2016 | 4/12/2016 | | | $ - | $ 11,031 | $ 11,031 | $ 11,031 |
| | 002 | Install Perimeter Fencing | 6/1/2016 | 4/12/2016 | | | - | 25,437 | 25,437 | 25,437 |
| | 003 | Construct Terminal Bldg (Phase 1) | 6/1/2016 | 4/12/2016 | | | - | 184,291 | 184,291 | 184,291 |
| | 004 | Construct Terminal Bldg (Phase 2) | 6/1/2016 | 4/12/2016 | | | - | 178,684 | 178,684 | 178,684 |
| | 005 | Construct Terminal Bldg (Phase 3) and Acquire Safety Equipment | 6/1/2016 | 4/12/2016 | | | 59,334 | 184,211 | 184,211 | 184,211 |
| | 006 | Construct Terminal Bldg (Phase 4) | 6/1/2016 | 4/12/2016 | | | 95,940 | 95,940 | 170,611 | 170,611 |
| | 007 | Acquire Emergency Generator,Install Guidance Signs, Install Runway Lighting-13/31 (Electrical Vault) | 6/1/2016 | 4/12/2016 | | | - | - | 22,938 | 22,938 |
| | 008 | Install Runway Guidance Signs, Install Runway Lighting RWY 13/31 | 6/1/2016 | 4/12/2016 | | | - | - | 36,403 | 36,403 |
| | 009 | Acquire Emergency Generator (Phase 2) | 6/1/2016 | 4/12/2016 | | | - | - | 9,834 | 9,834 |
| | 010 | Update Airport Master Plan | 6/1/2016 | 4/12/2016 | | | - | - | 54,130 | 54,130 |
| | 011 | Acquire Aircraft Rescue and Fire Fighting Vehicle | 6/1/2016 | 4/12/2016 | | | - | - | 14,806 | 14,806 |
| | 012 | Construct Service Road | 6/1/2016 | 4/12/2016 | | | - | - | 64,955 | 64,955 |
| | 013 | Construct Taxiway (D Relocation (Phase 1B) | 6/1/2016 | 4/12/2016 | | | - | - | 185,107 | 185,107 |
| | 014 | Construct Taxiway (D Relocation) (Phase 1A) | 6/1/2016 | 4/12/2016 | | | - | - | 72,828 | 72,828 |
| | 015 | PFC Application | 6/1/2016 | 4/12/2016 | | | - | - | 35,000 | 35,000 |
| | | **Total Expenditures** | | | | | **$ 155,274** | **$ 679,594** | **$ 1,250,266** | **$ 1,250,266** |

See the accompanying notes to the schedules of passenger facility charges and interest collected and expended.

**CITY OF JOPLIN, MISSOURI**
**JOPLIN REGIONAL AIRPORT**
Notes to the Schedules of Passenger Facility Charges and Interest Collected and Expended
For the Year Ended October 31, 2020

## 1. Description of the Program

The City of Joplin, Missouri (the City) has been authorized by the FAA to impose and use a $4.50 passenger facility charge (PFC) in relation to certain improvement projects undertaken by the City at the Joplin Regional Airport. The initial PFC expired on June 1, 2016, and a new PFC was approved effective June 1, 2016 and expiring on June 1, 2026. PFCs collected are required to be deposited and separately held in a restricted account along with interest earned on such funds; however, because the PFC program is reimbursing the City for previously completed projects, this requirement is not applicable. Expenditures shown in the accompanying schedules of passenger facility charges and interest collected and expended represent those amounts transferred from the restricted account to reimburse the City for the PFC-qualified portion of amounts expended for eligible projects.

## 2. Basis of Presentation

The accompanying Schedules of Passenger Facility Charges and Interest Collected and Expended includes the collections and expenditures of PFCs of the City and is presented on the basis of cash receipts and disbursements, which is a comprehensive basis of accounting other than accounting principles generally accepted in the United States of America. The information presented in this schedule is in accordance with the requirements of the *Passenger Facility Charge Audit Guide for Public Agencies*, issued by the Federal Aviation Administration (the Guide). Therefore, some amounts presented in the schedules may differ from amounts presented in, or used in the preparation of, the basic financial statements.

## 3. Reconciliation of Quarterly Reports

As required by the Guide, the City submits a Quarterly Report of Funds Collected and Expended each calendar quarter. The following information is required to reconcile these reports to the accompanying schedule of passenger facility charges and interest collected and expended, which has been prepared for the City's fiscal year ended October 31, 2020:

| | Collections for the Fiscal Year Ended October 31, 2020 | Cumulative Collections Since Inception on April 1, 2003 |
|---|---|---|
| Four quarters ended September 30, 2020 | $ 148,636 | $ 1,562,475 |
| Plus the month ended October 31, 2020 | 6,783 | 6,783 |
| Less the month ended October 31, 2019 | (145) | - |
| Amount reported on the Schedules of Passenger Facility Charges and Interest Collected and Expended | $ 155,274 | $ 1,569,258 |
| Amounts Collected and Expended for PFC 02-01-C-00-JLN | $ - | $ 889,664 |
| Amounts Collected and Expended for PFC 16-02-C-00-JLN | 155,274 | - 679,594 |
| Total Charges and Interest Collected and Expended | $ 155,274 | $ 1,569,258 |

CITY OF JOPLIN
TIF COST CERTIFICATION LISTING-1717 MARKETPLACE
AS OF OCTOBER 31, 2020

| DESCRIPTION | TOTAL ALL PROJECT COSTS | TIF REIMBURSABLE COSTS (W/O TDD) | TIF PORTION OF TDD COSTS | TOTAL REIMBURSABLE COSTS | TIF AMNDMNT #1 | TOTAL REIMBURSABLE COSTS | DEVELOPER COST CERTIFICATION #5 | DEVELOPER COST CERTIFICATION #6 | DEVELOPER COST CERTIFICATION #7 | TOTAL CERTIFIED COSTS |
|---|---|---|---|---|---|---|---|---|---|---|
| *PROPERTY ACQUISITION* | | | | | | | | | | |
| PRIMARY SITE COST | 5,544,663 | | | - | | - | | | | - |
| RESTAURANT PAD B | 220,000 | | | - | | - | | | | - |
| RESTAURANT PAD E | 250,000 | | | - | | - | | | | - |
| SANDS INN MOTEL | 840,000 | 300,000 | | 300,000 | | 300,000 | | | | 300,000 |
| THEATRE SITE | 1,300,000 | 464,286 | | 464,286 | | 464,286 | | | | - |
| RIGHT-OF-WAY ACQUISITION | 367,500 | 367,500 | | 367,500 | 500,000 | 367,500 | | | | 367,500 |
| SUB-TOTAL | 8,522,163 | 1,131,786 | - | 1,131,786 | 500,000 | 1,631,786 | - | | | 667,500 |
| *LAND PREPARATION* | | | | | | | | | | |
| GRUBBING & CLEARING | 76,794 | 76,794 | | 76,794 | | 76,794 | | | | 84,473 |
| DEMOLITION SANDS INN | 65,000 | 65,000 | | 65,000 | | 65,000 | | | | 71,500 |
| DEMOLITION OLD THEATRE | 50,000 | 50,000 | | 50,000 | | 50,000 | | | | - |
| GRADING/EROSION CONTROL | 441,044 | 441,044 | | 441,044 | | 441,044 | | | | 476,865 |
| CONTINGENCY (10%) | 63,284 | 63,284 | | 63,284 | | 63,284 | | | | 63,284 |
| SUB-TOTAL | 696,122 | 696,122 | - | 696,122 | - | 696,122 | - | | | 696,122 |
| *STREET IMPROVEMENTS* | | | | | | | | | | |
| STORM,SANITARY & UTILITY RELOC | 232,465 | - | 107,465 | 107,465 | | 107,465 | | | | 107,465 |
| STREET IMPROVEMENT | 462,238 | - | - | - | 1,200,000 | 1,200,000 | | | | - |
| EXCAVATING & REMOVAL, 15TH | 20,000 | - | - | - | | - | | | | - |
| LIGHTING & SIGNALIZATION | 183,800 | - | - | - | | - | | | | - |
| ENHANCED STREET LIGHTING/LAND | 36,000 | - | 36,000 | 36,000 | | 36,000 | | | | 36,000 |
| SIGNAGE | 120,000 | - | - | - | | - | | | | - |
| CONSTRUCTION SUPERVISION/OHD | 52,725 | - | 10,000 | 10,000 | | 10,000 | | | | 10,000 |
| CONTINGENCY (20%) | 272,260 | - | 103,249 | 103,249 | | 103,249 | | | | 103,249 |
| SUB-TOTAL | 1,379,488 | - | 256,714 | 256,714 | 1,200,000 | 1,456,714 | - | | | 256,714 |
| *RETAIL LOT EXISTING SITE (PROJ C & D)* | | | | | | | | | | |
| BUILDING IMPROVEMENTS-ACADEMY | 1,700,000 | 800,000 | | 800,000 | | 800,000 | | | | 800,000 |
| BUILDING IMPROVEMENTS-28,000 PSF | 840,000 | 420,000 | | 420,000 | | 420,000 | | | | 420,000 |
| ROOF REPAIR | 500,000 | 500,000 | | 500,000 | | 500,000 | | | | 500,000 |
| BUILDING ENHANCEMENTS | 800,000 | 800,000 | | 800,000 | | 800,000 | | | | 800,000 |
| PARKING LOT IMPROVEMENTS | 167,100 | 83,550 | 83,550 | 167,100 | | 167,100 | | | | 167,100 |
| ENHANCED LIGHTING & LAND | 39,000 | 39,000 | | 39,000 | | 39,000 | | | | 39,000 |
| SIGNAGE | 75,000 | | | - | | - | | | | - |
| LEASE EXPENSES | 199,641 | - | | - | | - | | | | - |
| CONSTRUCTION SUPERVISION/OHD | 216,037 | 194,433 | 60,490 | 254,923 | | 254,923 | | | | 254,923 |
| CONTINGENCY (10%) | 453,678 | 219,887 | 6,952 | 226,839 | | 226,839 | | | | 226,839 |
| SUB-TOTAL | 4,990,456 | 3,056,870 | 150,992 | 3,207,862 | - | 3,207,862 | - | | | 3,207,862 |
| *RETAIL & RESTAURANT LOT (PROJ B & F)* | | | | | | | | | | |
| BUILDING CONSTRUCTION (PROJ B) | 2,100,000 | | | - | | - | | | | - |

| | | | | | | | | |
|---|---|---|---|---|---|---|---|---|
| BUILDING CONSTRUCTION (PROJ F) | 350,000 | | | - | | - | | - |
| BUILDING ENHANCEMENTS | 300,000 | 300,000 | | 300,000 | | 300,000 | | 300,000 |
| PARKING LOT IMPROVEMENTS | 152,925 | 76,463 | 76,463 | 152,926 | | 152,926 | | 152,926 |
| SEWER, STORMWATER & DETENTION | 453,550 | 453,550 | | 453,550 | | 453,550 | | 588,638 |
| SIGNAGE | 40,100 | | | - | | - | | - |
| LANDSCAPING | 32,000 | 32,000 | | 32,000 | | 32,000 | | 36,735 |
| LEASE EXPENSES | 120,156 | | | - | | - | | - |
| CONSTRUCTION SUPERVISION/OHD | 177,437 | 159,693 | 49,682 | 209,375 | | 209,375 | | 209,375 |
| CONTINGENCY (10%) | 372,617 | 171,129 | 15,180 | 186,309 | | 186,309 | | 187,906 |
| SUB-TOTAL | 4,098,785 | 1,192,835 | 141,325 | 1,334,160 | - | 1,334,160 | - | 1,475,580 |
| *RESTAURANT LOT (PROJECT E)* | | | | | | | | |
| BUILDING CONSTRUCTION (10,000) | 1,750,000 | | | - | | - | | - |
| BUILDING ENHANCEMENTS | 100,000 | 100,000 | | 100,000 | | 100,000 | | 100,000 |
| PARKING LOT IMPROVEMENTS | 140,850 | 70,425 | 70,425 | 140,850 | | 140,850 | | 140,850 |
| SEWER, STORMWATER & DETENTION | 414,000 | 414,000 | | 414,000 | | 414,000 | | 414,000 |
| SIGNAGE | 40,000 | | | - | | - | | - |
| LANDSCAPING | 35,000 | 35,000 | | 35,000 | | 35,000 | | 35,000 |
| LEASE EXPENSES | 59,755 | | | - | | - | | - |
| CONSTRUCTION SUPERVISION/OHD | 126,980 | 114,282 | 35,554 | 149,836 | | 149,836 | | 149,836 |
| CONTINGENCY (10%) | 266,659 | 119,718 | 13,611 | 133,329 | | 133,329 | | 133,329 |
| SUB-TOTAL | 2,933,244 | 853,425 | 119,590 | 973,015 | - | 973,015 | - | 973,015 |
| *RESTAURANT LOT (PROJECTS G & H)* | | | | | | | | |
| PROJECT G BUILDING CONSTRUCTION | 787,500 | | | - | | - | | - |
| PROJECT H BUILDING CONSTRUCTION | 1,277,500 | | | - | | - | | - |
| BUILDING ENHANCEMENTS | 118,000 | 118,000 | | 118,000 | | 118,000 | | 118,000 |
| PARKING LOT IMPROVEMENTS | 219,828 | 109,914 | 109,914 | 219,828 | | 219,828 | | 219,828 |
| SEWER, STORMWATER & LANDSCAPING | 111,235 | 111,235 | | 111,235 | | 111,235 | | 133,482 |
| SIGNAGE | 46,000 | | | - | | - | | - |
| ENHANCED LIGHTING & LANDSCAPING | 54,800 | 54,800 | | 54,800 | | 54,800 | | 27,857 |
| LEASE EXPENSES | 70,511 | | | - | | - | | 4,696 |
| CONSTRUCTION SUPERVISION/OHD | 134,269 | 120,842 | 37,595 | 158,437 | | 158,437 | | 158,437 |
| CONTINGENCY (10%) | 281,964 | 110,228 | 30,754 | 140,982 | | 140,982 | | 140,982 |
| SUB-TOTAL | 3,101,607 | 625,019 | 178,263 | 803,282 | - | 803,282 | - | 803,282 |
| *RETAIL LOT (PROJECTS I & J)* | | | | | | | | |
| PROJECT I BUILDING CONSTRUCTION | 1,500,000 | | | - | | - | | - |
| BUILDING CONSTRUCTION | 787,500 | | | - | | - | | - |
| BUILDING ENHANCEMENTS | 228,750 | 228,750 | | 228,750 | | 228,750 | | - |
| PARKING LOT IMPROVEMENTS | 173,453 | 86,726 | 86,726 | 173,452 | | 173,452 | | - |
| SEWER, STORMWATER & LANDSCAPING | 45,400 | 45,400 | | 45,400 | | 45,400 | | - |
| SIGNAGE | 30,000 | | | - | | - | | - |
| ENHANCED LIGHTING & LANDSCAPING | 112,000 | 112,000 | | 112,000 | | 112,000 | | - |
| LEASE EXPENSES | 72,500 | | | - | | - | | - |
| CONSTRUCTION SUPERVISION/OHD | 147,480 | 132,732 | 41,294 | 174,026 | | 174,026 | | - |
| CONTINGENCY (10%) | 269,417 | 111,201 | 23,507 | 134,708 | | 134,708 | | 11,190 |
| SUB-TOTAL | 3,366,500 | 716,809 | 151,527 | 868,336 | - | 868,336 | - | 11,190 |
| *WAL-MART EXPANSION* | | | | | | | | |

| | | | | | | | | | | |
|---|---|---|---|---|---|---|---|---|---|---|
| BUILDING CONSTRUCTION | 2,000,000 | - | - | - | - | - | | | | - |
| SUB-TOTAL | 2,000,000 | - | - | - | - | - | - | | | - |
| *PROFESSIONAL FEES* | | | | | | | | | | |
| ARCHITECTURAL & ENGINEERING | - | | | - | | - | 2,125 | 59,627 | | 61,752 |
| LEGAL & PROFESSIONAL | 250,000 | 200,000 | - | 200,000 | | 200,000 | 70,410 | 87,021 | | 500,959 |
| TIF ADMINISTRATION | 75,000 | 75,000 | - | 75,000 | | 75,000 | | 11,069 | | 61,942 |
| SUB-TOTAL | 325,000 | 275,000 | - | 275,000 | - | 275,000 | 72,535 | 157,717 | | 624,653 |
| TOTAL COSTS | 31,413,365 | 8,547,866 | 998,411 | **9,546,277** | **1,700,000** | **11,246,277** | 72,535 | 157,717 | | **8,715,918** |
| FINANCING COSTS | 19,951,803 | 3,127,805 | 525,192 | **3,652,997** | **19,459** | **3,672,456** | - | - | 19,459 | **3,672,456** |
| GRAND TOTAL COSTS | 51,365,168 | 11,675,671 | 1,523,603 | **13,199,274** | **1,719,459** | **14,918,733** | 72,535 | 157,717 | 19,459 | **12,388,374** |

Project A-Wal-Mart
Project B-Macadoodles
Project C-Academy
Project D-Westco
Project E-Lot Behind Academy
Project F-Macadoodles
Project G-Backyard Burgers
Project H-Macadoodles
Project I & J-Beside Macadoodles

CITY OF JOPLIN
TIF INTEREST CALCULATION
1717 MARKETPLACE
AS OF OCTOBER 31, 2020

| DESCRIPTION | PRINCIPAL BALANCE | INTEREST AMOUNT | GRAND TOTAL LIABILITY | TIF PAYMENTS | TDD/TIF PAYMENTS | ENDING LIABILITY |
|---|---|---|---|---|---|---|
| Fiscal Year 2005 | 2,868,461 | 200,792 | 3,069,253 | - | | |
| Fiscal Year 2006 | 2,553,559 | 379,541 | 2,933,100 | (154,697) | (7,975) | |
| Fiscal Year 2007 | 1,516,522 | 485,698 | 2,002,220 | (368,488) | (54,771) | |
| Fiscal Year 2008 | 1,060,420 | 559,927 | 1,620,347 | (611,184) | (65,851) | |
| Fiscal Year 2009 | - | 559,927 | 559,927 | (673,453) | (68,306) | |
| Fiscal Year 2010 | - | 559,927 | 559,927 | (690,995) | (67,135) | |
| Fiscal Year 2011 | | 559,927 | 559,927 | (535,571) | (50,950) | |
| Fiscal Year 2012 | 486,704 | 347,258 | 833,962 | (219,588) | (54,802) | |
| Fiscal Year 2013 | - | - | - | (1,038,187) | (70,998) | |
| Fiscal Year 2014 | 72,535 | - | 72,535 | (894,166) | (71,860) | |
| Fiscal Year 2015 | - | - | - | (859,200) | (70,998) | |
| Fiscal Year 2016 | | | | (859,044) | (71,048) | |
| Fiscal Year 2017 | 157,717 | 19,459 | 177,176 | (794,106) | (61,497) | |
| Fiscal Year 2018 | | | | (837,833) | (70,194) | |
| Fiscal Year 2019 | | | | (918,992) | (72,983) | |
| Fiscal Year 2020 | | | | (917,331) | (75,043) | |
| **GRAND TOTAL** | **8,715,918** | **3,672,458** | **12,388,376** | **(10,372,837)** | **(934,410)** | **1,081,130** |

CITY OF JOPLIN
TIF BALANCE DUE LISTING
1717 MARKETPLACE
AS OF OCTOBER 31, 2020

| DESCRIPTION | YEARLY PRINCIPAL | YEARLY INTEREST | YEARLY GRAND TOTAL DUE | LIFE PRINCIPAL BALANCE DUE | LIFE INTEREST BALANCE DUE | LIFE GRAND TOTAL DUE |
|---|---|---|---|---|---|---|
| FY 2005 REIMBURSABLE COSTS | 2,868,461 | 200,792 | | | | |
| FY 2005 PAYMENTS | - | - | | | | |
| FY 2005 BALANCE | 2,868,461 | 200,792 | 3,069,253 | | | |
| FY 2006 REIMBURSABLE COSTS | 2,553,559 | 379,541 | | | | |
| FY 2006 TIF PAYMENTS | | (154,697) | | | | |
| FY 2006 TDD/TIF PAYMENTS | | (7,975) | | | | |
| FY 2006 BALANCE | 2,553,559 | 216,869 | 2,770,428 | 5,422,020 | 417,662 | 5,839,682 |
| FY 2007 REIMBURSABLE COSTS | 1,516,522 | 485,698 | | | | |
| FY 2007 TIF PAYMENTS | | (368,488) | | | | |
| FY 2007 TDD/TIF PAYMENTS | | (54,771) | | | | |
| FY 2007 BALANCE | 1,516,522 | 62,439 | 1,578,961 | 6,938,542 | 480,101 | 7,418,643 |
| FY 2008 REIMBURSABLE COSTS | 1,060,420 | 559,927 | | | | |
| FY 2008 TIF PAYMENTS | | (611,184) | | | | |
| FY 2008 TDD/TIF PAYMENTS | | (65,851) | | | | |
| FY 2008 BALANCE | 1,060,420 | (117,107) | 943,313 | 7,998,962 | 362,994 | 8,361,956 |
| FY 2009 REIMBURSABLE COSTS | - | 559,927 | | | | |
| FY 2009 TIF PAYMENTS | | (673,453) | | | | |
| FY 2009 TDD/TIF PAYMENTS | | (68,306) | | | | |
| FY 2009 BALANCE | - | (181,832) | (181,832) | 7,998,962 | 181,161 | 8,180,123 |
| FY 2010 REIMBURSABLE COSTS | - | 559,927 | | | | |
| FY 2010 TIF PAYMENTS | | (690,995) | | | | |
| FY 2010 TDD/TIF PAYMENTS | | (67,135) | | | | |
| FY 2010 BALANCE | - | (198,203) | (198,203) | 7,981,920 | - | 7,981,920 |
| FY 2011 REIMBURSABLE COSTS | - | 559,927 | | | | |
| FY 2011 TIF PAYMENTS | | (535,571) | | | | |
| FY 2011 TDD/TIF PAYMENTS | | (50,950) | | | | |
| FY 2011 BALANCE | - | (26,594) | (26,594) | 7,955,326 | - | 7,955,326 |
| FY 2012 REIMBURSABLE COSTS | 486,704 | 347,258 | | | | |
| FY 2012 TIF PAYMENTS | | (219,588) | | | | |
| FY 2012 TDD/TIF PAYMENTS | | (54,802) | | | | |

| | | | | | | |
|---|---|---|---|---|---|---|
| FY 2012 BALANCE | 486,704 | 72,868 | 559,572 | 8,442,030 | 72,868 | 8,514,898 |
| FY 2013 REIMBURSABLE COSTS | - | - | | | | |
| FY 2013 TIF PAYMENTS | | (1,038,187) | | | | |
| FY 2013 TDD/TIF PAYMENTS | | (70,998) | | | | |
| FY 2013 BALANCE | - | (1,109,185) | (1,109,185) | 7,405,712 | - | 7,405,712 |
| FY 2014 REIMBURSABLE COSTS | 72,535 | - | | | | |
| FY 2014 TIF PAYMENTS | | (894,166) | | | | |
| FY 2014 TDD/TIF PAYMENTS | | (71,860) | | | | |
| FY 2014 BALANCE | 72,535 | (966,026) | (893,491) | 6,512,221 | - | 6,512,221 |
| FY 2015 REIMBURSABLE COSTS | - | - | | | | |
| FY 2015 TIF PAYMENTS | | (859,200) | | | | |
| FY 2015 TDD/TIF PAYMENTS | | (70,998) | | | | |
| FY 2015 BALANCE | - | (930,198) | (930,198) | 5,582,023 | - | 5,582,023 |
| FY 2016 REIMBURSABLE COSTS | - | - | | | | |
| FY 2016 TIF PAYMENTS | | (859,044) | | | | |
| FY 2016 TDD/TIF PAYMENTS | | (71,048) | | | | |
| FY 2016 BALANCE | - | (930,092) | (930,092) | 4,651,931 | - | 4,651,931 |
| FY 2017 REIMBURSABLE COSTS | 177,176 | - | | | | |
| FY 2017 TIF PAYMENTS | | (794,106) | | | | |
| FY 2017 TDD/TIF PAYMENTS | | (61,497) | | | | |
| FY 2017 BALANCE | 177,176 | (855,603) | (678,426) | 3,973,505 | - | 3,973,505 |
| FY 2018 REIMBURSABLE COSTS | - | - | | | | |
| FY 2018 TIF PAYMENTS | | (837,833) | | | | |
| FY 2018 TDD/TIF PAYMENTS | | (70,194) | | | | |
| FY 2018 BALANCE | - | (908,026) | (908,026) | 3,065,479 | - | 3,065,479 |
| FY 2019 REIMBURSABLE COSTS | - | - | | | | |
| FY 2019 TIF PAYMENTS | | (918,992) | | | | |
| FY 2019 TDD/TIF PAYMENTS | | (72,983) | | | | |
| FY 2019 BALANCE | - | (991,975) | (991,975) | 2,073,504 | - | 2,073,504 |
| FY 2020 REIMBURSABLE COSTS | - | - | | | | |
| FY 2020 TIF PAYMENTS | | (917,331) | | | | |
| FY 2020 TDD/TIF PAYMENTS | | (75,043) | | | | |
| FY 2020 BALANCE | - | (992,374) | (992,374) | 1,081,129 | - | 1,081,129 |

CITY OF JOPLIN
TDD COST CERTIFICATION LISTING-1717 MARKETPLACE
AS OF OCTOBER 31, 2020

| DESCRIPTION | TOTAL ALL PROJECT COSTS | NON-TIF PORTION OF TDD COSTS | TOTAL TDD REIMBURSABLE COSTS | TOTAL TDD COST CERTIFICATION |
|---|---|---|---|---|
| *STREET IMPROVEMENTS* | | | | |
| STORM,SANITARY & UTILITY RELOC | 232,465 | 125,000 | 125,000 | 145,000 |
| STREET IMPROVEMENT | 462,238 | 462,238 | 462,238 | 462,238 |
| EXCAVATING & REMOVAL, 15TH | 20,000 | 20,000 | 20,000 | - |
| LIGHTING & SIGNALIZATION | 183,800 | 183,800 | 183,800 | 183,800 |
| ENHANCED STREET LIGHTING/LAND | 36,000 | - | - | - |
| SIGNAGE | 120,000 | - | - | - |
| CONSTRUCTION SUPERVISION/OHD | 52,725 | 42,725 | 42,725 | 42,725 |
| CONTINGENCY (20%) | 272,260 | 169,011 | 169,011 | 169,011 |
| SUB-TOTAL | 1,379,488 | 1,002,774 | 1,002,774 | 1,002,774 |
| TOTAL COSTS | 1,379,488 | 1,002,774 | 1,002,774 | 1,002,774 |
| FINANCING COSTS | - | 525,192 | 525,192 | 525,192 |
| GRAND TOTAL COSTS | 1,379,488 | 1,527,966 | 1,527,966 | 1,527,966 |

CITY OF JOPLIN
TDD BALANCE DUE LISTING
1717 MARKETPLACE
AS OF OCTOBER 31, 2020

| DESCRIPTION | YEARLY PRINCIPAL | YEARLY INTEREST | YEARLY GRAND TOTAL DUE | LIFE PRINCIPAL BALANCE DUE | LIFE INTEREST BALANCE DUE | LIFE GRAND TOTAL DUE |
|---|---|---|---|---|---|---|
| FY 2006 REIMBURSABLE COSTS | 1,002,774 | 70,194 | | | | |
| FY 2006 PAYMENTS | | (89,965) | | | | |
| FY 2006 BALANCE | 1,002,774 | (19,771) | 983,003 | | | |
| FY 2007 REIMBURSABLE COSTS | - | 140,388 | | | | |
| FY 2007 PAYMENTS | | (70,654) | | | | |
| FY 2007 BALANCE | - | 69,734 | 69,734 | 1,002,774 | 49,963 | 1,052,737 |
| FY 2008 REIMBURSABLE COSTS | - | 210,583 | | | | |
| FY 2008 PAYMENTS | | (66,300) | | | | |
| FY 2008 BALANCE | - | 144,283 | 144,283 | 1,002,774 | 194,246 | 1,197,020 |
| FY 2009 REIMBURSABLE COSTS | - | 104,027 | | | | |
| FY 2009 PAYMENTS | | (68,306) | | | | |
| FY 2009 BALANCE | - | 35,720 | 35,720 | 1,002,774 | 229,966 | 1,232,740 |
| FY 2010 REIMBURSABLE COSTS | - | - | | | | |
| FY 2010 PAYMENTS | | (67,135) | | | | |
| FY 2010 BALANCE | - | (67,135) | (67,135) | 1,002,774 | 162,831 | 1,165,605 |
| FY 2011 REIMBURSABLE COSTS | - | - | | | | |
| FY 2011 PAYMENTS | | (50,950) | | | | |
| FY 2011 BALANCE | - | (50,950) | (50,950) | 1,002,774 | 111,881 | 1,114,655 |
| FY 2012 REIMBURSABLE COSTS | - | - | | | | |
| FY 2012 PAYMENTS | | (54,802) | | | | |
| FY 2012 BALANCE | - | (54,802) | (54,802) | 1,002,774 | 57,079 | 1,059,853 |
| FY 2013 REIMBURSABLE COSTS | - | - | | | | |
| FY 2013 PAYMENTS | | (70,998) | | | | |
| FY 2013 BALANCE | - | (70,998) | (70,998) | 988,855 | - | 988,855 |
| FY 2014 REIMBURSABLE COSTS | - | - | | | | |
| FY 2014 PAYMENTS | | (71,860) | | | | |

| | | | | | | |
|---|---|---|---|---|---|---|
| FY 2014 BALANCE | - | (71,860) | (71,860) | 916,995 | - | 916,995 |
| FY 2015 REIMBURSABLE COSTS | - | - | | | | |
| FY 2015 PAYMENTS | | (70,998) | | | | |
| FY 2015 BALANCE | - | (70,998) | (70,998) | 845,997 | - | 845,997 |
| FY 2016 REIMBURSABLE COSTS | - | - | | | | |
| FY 2016 PAYMENTS | | (71,048) | | | | |
| FY 2016 BALANCE | - | (71,048) | (71,048) | 774,949 | - | 774,949 |
| FY 2017 REIMBURSABLE COSTS | - | - | | | | |
| FY 2017 PAYMENTS | | (61,497) | | | | |
| FY 2017 BALANCE | - | (61,497) | (61,497) | 713,453 | - | 713,453 |
| FY 2018 REIMBURSABLE COSTS | - | - | | | | |
| FY 2018 PAYMENTS | | (70,194) | | | | |
| FY 2018 BALANCE | - | (70,194) | (70,194) | 643,258 | - | 643,258 |
| FY 2019 REIMBURSABLE COSTS | - | - | | | | |
| FY 2019 PAYMENTS | | (72,983) | | | | |
| FY 2019 BALANCE | - | (72,983) | (72,983) | 570,276 | - | 570,276 |
| FY 2020 REIMBURSABLE COSTS | - | - | | | | |
| FY 2020 PAYMENTS | | (75,043) | | | | |
| FY 2020 BALANCE | - | (75,043) | (75,043) | 495,233 | - | 495,233 |

**REIMBURSABLE COSTS CAPPED AT TOTAL FINANCING COSTS OF $525,192

CITY OF JOPLIN
TIF COST CERTIFICATION LISTING-NORTHPARK CROSSING
AS OF OCTOBER 31, 2020

| DESCRIPTION | TOTAL ALL PROJECT COSTS | TIF REIMBURSABLE COSTS | ACTUAL DEVELOPER COSTS | COST CERTIFICATION |
|---|---|---|---|---|
| *PROPERTY ACQUISITION* | | | | |
| PRIMARY SITE COST | 4,500,000 | 200,000 | 211,313 | 211,313 |
| MCCLANAHAN/UMB BANK | 1,000,000 | 550,000 | 115,763 | 115,763 |
| GRAND FORTUNA/STATE RIGHT OF WAY | 800,000 | 400,000 | - | - |
| KOKO HOTEL | 900,000 | 200,000 | 213,900 | 213,900 |
| SWABS | 250,000 | 100,000 | - | - |
| SUB-TOTAL | 7,450,000 | 1,450,000 | 540,976 | 540,976 |
| *LAND PREPARATION* | | | | |
| DEMOLITION & UTILITY REMOVAL | 350,000 | 350,000 | 199,078 | 199,078 |
| PLATTING & ZONING | 61,550 | - | | |
| ORDINARY SITE COSTS | 930,000 | - | | |
| PARKING LOT DEVELOP/LAND/LIGHTING | 1,270,800 | - | | |
| EXTRAORDINARY SITE COSTS | 1,150,000 | 1,150,000 | 2,045,455 | 2,045,455 |
| REMOVAL OF BILLBOARD SIGN | 400,000 | 400,000 | 238,290 | 238,290 |
| ENGINEERING/SITE ANALYSIS/GEOTECH | 575,000 | 282,500 | 227,485 | 227,485 |
| STORMWATER IMPROVEMENTS | 930,000 | 330,000 | 63,337 | 63,337 |
| PARKWAYS/OPEN AREAS | - | - | - | |
| ENHANCED PARKING LOT LIGHT/LAND | 250,000 | 250,000 | 150,000 | 150,000 |
| CONTINGENCY-SITE | 479,088 | - | 300,000 | 300,000 |
| Bury Electrical Lines | 437,820 | 300,000 | | |
| SUB-TOTAL | 6,834,258 | 3,062,500 | 3,223,645 | 3,223,645 |
| *CONSTRUCTION COSTS* | | | | |
| ANCHOR TENANT BUILDING A | 3,973,545 | | - | |
| JUNIOR ANCHOR FABRIC A | 1,312,500 | | - | |
| JUNIOR ANCHOR RETAIL B | 1,134,000 | | - | |
| JUNIOR ANCHOR RETAIL C | 850,500 | | - | |
| SMALL RETAIL | 742,500 | | - | |
| OUTLET A | 1,250,000 | | - | |
| OUTLET B | 1,250,000 | | - | |
| OUTLET C | 1,250,000 | | - | |
| OUTLET D | 1,375,000 | | - | |
| SHOPS A | 500,000 | | - | |
| SHOPS B | 568,750 | | - | |
| TARGET | 1,500,000 | | - | |
| TENANT IMPROVEMENTS | 934,000 | | - | |
| BUILDING ENHANCEMENTS | 3,200,000 | 3,200,000 | 3,310,202 | 3,310,202 |
| TARGET & ADJOINING SITE UPGRADES | 495,000 | 495,000 | 1,033,403 | 1,033,403 |
| LEASING COMMISSIONS | 480,000 | | - | |
| DEVELOPMENT FEE & OHD | 300,000 | | - | |
| REIMBURSABLES | 34,000 | 17,000 | - | |
| MARKETING/GRAND OPENING | 30,000 | | - | |
| APPRAISAL | 65,000 | | - | |
| CONTINGENCY | 431,536 | | - | - |
| SUB-TOTAL | 21,676,331 | 3,712,000 | 4,343,605 | 4,343,605 |
| *PROFESSIONAL FEES* | | | | |
| ARCHITECTURAL & ENGINEERING | - | - | - | |

| | | | | |
|---|---|---|---|---|
| LEGAL & PROFESSIONAL | 653,000 | 200,000 | 115,493 | 115,493 |
| TIF ADMINISTRATION | 150,000 | 75,000 | 37,500 | 37,500 |
| SUB-TOTAL | 803,000 | 275,000 | 152,993 | 152,993 |
| **TOTAL COSTS** | **36,763,589** | **8,499,500** | **8,261,219** | **8,261,219** |
| FINANCING COSTS | 22,245,778 | 4,105,395 | - | 3,190,293 |
| *PUBLIC IMPROVEMENTS* | | | | |
| PEDESTRIAN CIRCULATION AMENITIES | - | - | - | |
| OFF SITE TRAFFIC IMPROVEMENTS | 400,000 | 400,000 | 1,002,453 | 1,002,453 |
| STREET IMPROVEMENTS/APPROACHES/CURB | 245,000 | 245,000 | 70,000 | 70,000 |
| OFF SITE STORMWATER IMPROVEMENTS | 951,400 | 951,400 | 762,228 | 762,228 |
| SUB-TOTAL | **1,596,400** | **1,596,400** | **1,834,681** | **1,834,681** |
| FINANCING COSTS ON PUBLIC IMPROVEMENTS | - | 1,747,739 | - | 708,512 |
| **TOTAL COSTS W/O FINANCING** | **38,359,989** | **10,095,900** | **10,095,900** | **10,095,900** |
| TOTAL FINANCING COSTS | 22,245,778 | 5,853,134 | - | 5,853,134 |
| GRAND TOTAL | 60,605,767 | 15,949,034 | 10,095,900 | 15,949,034 |

CITY OF JOPLIN
TIF INTEREST CALCULATION
NORTHPARK CROSSING
AS OF OCTOBER 31, 2020

| DESCRIPTION | PRINCIPAL BALANCE | INTEREST AMOUNT | TOTAL LIABILITY | PAYMENTS | YTD ENDING LIABILITY |
|---|---|---|---|---|---|
| Fiscal Year 2005 | 6,300,317 | 441,022 | 6,741,339 | - | - |
| Fiscal Year 2006 | 3,060,594 | 655,264 | 3,715,858 | (352,412) | - |
| Fiscal Year 2007 | 387,380 | 682,380 | 1,069,760 | (740,030) | - |
| Fiscal Year 2008 | 347,609 | 706,713 | 1,054,322 | (901,915) | - |
| Fiscal Year 2009 | - | 706,713 | 706,713 | (889,248) | |
| Fiscal Year 2010 | - | 706,713 | 706,713 | (933,492) | |
| Fiscal Year 2011 | - | 706,713 | 706,713 | (976,550) | |
| Fiscal Year 2012 | - | 706,713 | 706,713 | (1,067,782) | |
| Fiscal Year 2013 | - | 540,903 | 540,903 | (1,056,402) | |
| Fiscal Year 2014 | - | - | - | (998,331) | |
| Fiscal Year 2015 | | | | (1,017,880) | |
| Fiscal Year 2016 | | | | (995,424) | |
| Fiscal Year 2017 | | | | (978,464) | |
| Fiscal Year 2018 | | | | (969,812) | |
| Fiscal Year 2019 | | | | (989,726) | |
| Fiscal Year 2020 | | | | (879,126) | |
| **GRAND TOTAL** | **10,095,900** | **5,853,134** | **15,949,034** | **(13,746,594)** | **2,202,440** |

CITY OF JOPLIN
TIF BALANCE DUE LISTING
NORTHPARK CROSSING
AS OF OCTOBER 31, 2020

| DESCRIPTION | PRINCIPAL | INTEREST | ANNUAL GRAND TOTAL DUE | LIFE-TO-DATE PRINCIPAL BALANCE DUE | LIFE-TO-DATE INTEREST BALANCE DUE | LIFE-TO-DATE GRAND TOTAL DUE |
|---|---|---|---|---|---|---|
| FY 2005 REIMBURSABLE COSTS | 6,300,317 | 441,022 | | | | |
| FY 2005 PAYMENTS | - | - | | | | |
| FY 2005 BALANCE | 6,300,317 | 441,022 | 6,741,339 | | | |
| FY 2006 REIMBURSABLE COSTS | 3,060,594 | 655,264 | | | | |
| FY 2006 PAYMENTS | | (352,412) | | | | |
| FY 2006 BALANCE | 3,060,594 | 302,852 | 3,363,446 | 9,360,911 | 743,874 | 10,104,785 |
| FY 2007 REIMBURSABLE COSTS | 387,380 | 682,380 | | | | |
| FY 2007 PAYMENTS | | (740,030) | | | | |
| FY 2007 BALANCE | 387,380 | (57,650) | 329,730 | 9,748,291 | 686,224 | 10,434,515 |
| FY 2008 REIMBURSABLE COSTS | 347,609 | 706,713 | | | | |
| FY 2008 PAYMENTS | | (901,915) | | | | |
| FY 2008 BALANCE | 347,609 | (195,202) | 152,407 | 10,095,900 | 491,022 | 10,586,922 |
| FY 2009 REIMBURSABLE COSTS | - | 706,713 | | | | |
| FY 2009 PAYMENTS | | (889,248) | | | | |
| FY 2009 BALANCE | - | (182,535) | (182,535) | 10,095,900 | 308,487 | 10,404,387 |
| FY 2010 REIMBURSABLE COSTS | - | 706,713 | | | | |
| FY 2010 PAYMENTS | | (933,492) | | | | |
| FY 2010 BALANCE | - | (226,779) | (226,779) | 10,095,900 | 81,708 | 10,177,608 |
| FY 2011 REIMBURSABLE COSTS | - | 706,713 | | | | |
| FY 2011 PAYMENTS | | (976,550) | | | | |
| FY 2011 BALANCE | - | (269,837) | (269,837) | 9,907,771 | - | 9,907,771 |
| FY 2012 REIMBURSABLE COSTS | - | 706,713 | | | | |
| FY 2012 PAYMENTS | | (1,067,782) | | | | |
| FY 2012 BALANCE | - | (361,069) | (361,069) | 9,546,702 | - | 9,546,702 |
| FY 2013 REIMBURSABLE COSTS | - | 540,903 | | | | |
| FY 2013 PAYMENTS | | (1,056,402) | | | | |
| FY 2013 BALANCE | - | (515,499) | (515,499) | 9,031,203 | - | 9,031,203 |
| FY 2014 REIMBURSABLE COSTS | - | - | | | | |

| | | | | | | |
|---|---|---|---|---|---|---|
| FY 2014 PAYMENTS | | (998,331) | | | | |
| FY 2014 BALANCE | - | (998,331) | (998,331) | 8,032,872 | - | 8,032,872 |
| FY 2015 REIMBURSABLE COSTS | - | - | | | | |
| FY 2015 PAYMENTS | | (1,017,880) | | | | |
| FY 2015 BALANCE | - | (1,017,880) | (1,017,880) | 7,014,992 | - | 7,014,992 |
| FY 2016 REIMBURSABLE COSTS | - | - | | | | |
| FY 2016 PAYMENTS | | (995,424) | | | | |
| FY 2016 BALANCE | - | (995,424) | (995,424) | 6,019,568 | - | 6,019,568 |
| FY 2017 REIMBURSABLE COSTS | - | - | | | | |
| FY 2017 PAYMENTS | | (978,464) | | | | |
| FY 2017 BALANCE | - | (978,464) | (978,464) | 5,041,105 | - | 5,041,105 |
| FY 2018 REIMBURSABLE COSTS | - | - | | | | |
| FY 2018 PAYMENTS | | (969,812) | | | | |
| FY 2018 BALANCE | - | (969,812) | (969,812) | 4,071,292 | - | 4,071,292 |
| FY 2019 REIMBURSABLE COSTS | - | - | | | | |
| FY 2019 PAYMENTS | | (989,726) | | | | |
| FY 2019 BALANCE | - | (989,726) | (989,726) | 3,081,566 | - | 3,081,566 |
| FY 2020 REIMBURSABLE COSTS | - | - | | | | |
| FY 2020 PAYMENTS | | (879,126) | | | | |
| FY 2020 BALANCE | - | (879,126) | (879,126) | 2,202,440 | - | 2,202,440 |

| | **Principal** | **Interest** | **Payments** | **Balance** |
|---|---|---|---|---|
| FY 2020 Grand Total Balance | 10,095,900 | 5,853,134 | (13,746,594) | 2,202,440 |

**JOPLIN CITY COUNCIL**
**APRIL 5, 2021**
**MEETING MINUTES**

## CALL TO ORDER

The April 5, 2021 regular meeting of the Joplin City Council was called to order at 6:00 p.m.by Mayor Ryan Stanley.

**INVOCATION** was read by City Clerk Barbara Gollhofer.

**PLEDGE OF ALLEGIANCE** to the United States of America was led by Mayor Stanley.

## ROLL CALL

Answering Roll Call were Council Members: Charles Copple, Keenan Cortez, Anthony Monteleone, Diane Reid Adams, Gary Shaw, Mayor Ryan Stanley, Phil Stinnett, and Christina Williams. Absent: Doug Lawson. Also, in attendance were City Manager Nick Edwards and City Attorney Peter Edwards. Motion by Mr. Cortez, second by Mr. Monteleone to excuse Mr. Lawson. Voting in favor were Council Members: Copple, Cortez, Monteleone, Reid Adams, Shaw, Stanley, Stinnett, and Williams, 8. Nays: 0.

## PRESENTATIONS

Fair Housing Proclamation: Mayor Stanley read the proclamation and presented it to Debbie Markman, who represented the Community Housing Resource Board. Ms. Markman thanked all those who support the fair housing and to continue their support in the future.

Jennifer Shotwell, Director of Area Agency on Aging Region X, discussed the reopening of the Joplin Senior Center that had been closed due to Covid-19. There will be a soft opening on May 3 with a limited schedule of activities. She encouraged interested persons to contact the agency for details of the reopening. As time goes on, she hopes the center will be back open to full capacity and operations again, but caution and safety are their utmost concern. Ms. Shotwell further stated that even though the center was closed, employees and volunteers continued preparing meals and were able to deliver 60,100 meals to the homebound and 7,155 were picked up at the center for those who were able to get out.

## FINALIZATION OF CONSENT AGENDA

There being no further business to come before the Council, the Consent Agenda was finalized.

## REPORTS AND COMMUNICATIONS

**Health Department Update:** Health Director Ryan Talken gave an update on Covid cases and vaccinations. Covid cases and hospitalizations have increased slightly. Vaccines continue to be administered as doses become available. All Missourian adults become eligible for the coronavirus vaccination starting Friday, April 9. Mr. Talken advised to continue practicing hygiene and masking. He made no recommendations or changes to the current Recovery Plan.

### News from Public Information Officer Lynn Onstot

There are still available appointments for a vaccination clinic being held tomorrow April 6. The City of Joplin Health Department is offering an after-hours opportunity to receive the Covid vaccination Tuesday. Our Health Department staff will offer 150 first dose Moderna vaccines from 2 p.m. to 7 p.m. to those adults eligible according to Missouri's Covid-19 Vaccination Plan. These appointments will be at the Joplin Health Department, 321 East 4th Street. all individuals must have

an appointment to receive a vaccine. This clinic is open to individuals 18 years old and above who are in the Phase 1 or Phase 2 category of the Missouri Vaccination Plan. To schedule an appointment for this vaccine clinic, go to the scheduling tool found on the City's website at www.joplinmo.org/coronavirus . For those without computer access, please call 417-623-4973.

The Joplin Public Library is pleased to announce an expansion to their business hours. Starting this week, the Library will again be opening at 9 am on Monday through Saturday. Hours of operation will be 9 a.m. to 6 p.m. Monday – Friday, and 9 to 5 p.m. on Saturday. On Sunday the Library is open from 1 p.m. to 5 p.m.

The Joplin Fire Department and the City of Joplin have partnered with the College of Health Sciences at Missouri Southern State University to create a regional fire academy. The program will kick off this summer with the Fire I course. Classes will be led by Joplin Fire Department's Training Chiefs and will be taught at the city's public safety training tower and facility. Classes will be limited to about 15-18 students. This will allow for a focus on student safety. Officials from Missouri Southern and the Joplin Fire Department view this collaboration as a win for the organizations as well as the community. The program will develop a qualified and strong fire fighter not only for the City of Joplin but for agencies throughout our region. For more information about the program, contact Ted Lee at 417-625-3020 or visit Missouri Southern's Emergency Medical Services program page on their website. More details about these topics can be found on our website, www.joplinmo.org. Thank you.

**CITIZEN REQUESTS AND PETITIONS**

Randy Green requested to address Council regarding noise and meth in the neighborhood. He would like to change the noise ordinance to prevent loud music being played *any* time, not just after 10:00 p.m. He also stated meth is rampant in his neighborhood and would like to see something done about it. Mr. Shaw asked if city staff can look at other cities' noise ordinances to see how they handle this issue.

**PUBLIC HEARINGS**

Public Hearing Procedures were read by City Clerk Barbara Gollhofer.

PUBLIC HEARING FOR RESOLUTION NO. 2021-006

Mayor Stanley opened the Public Hearing.

Jeff Burton, Joplin, spoke in favor of this item and stated he is the owner of the salon.

No one spoke in opposition to this item.

The Public Hearing was closed.

Mr. Stinnett introduced Resolution No. 2021-006 - a resolution granting a Special Use Permit (1st Request) for the operation of a home beauty salon at 2131 N. Lincoln Avenue, in the City of Joplin, Jasper County, Missouri. Motion by Mr. Stinnett, second by Dr. Reid Adams to approve Resolution No. 2021-006. Voting in favor were Council Members: Copple, Cortez, Monteleone, Reid Adams, Shaw, Stanley, Stinnett, and Williams, 8. Nays: 0. Absent: Lawson, 1. **Resolution No. 2021-006** was approved.

PUBLIC HEARING FOR COUNCIL BILL NO. 2021-261
Mayor Stanley opened the Public Hearing.

Terry Mitchell, Carl Junction, owner of the properties, appeared in favor of this item.

No one spoke in opposition to this item.

The Public Hearing was closed.

Mr. Monteleone introduced Council Bill No. 2021-261 - an ordinance amending Ordinance No. 2004-256, passed by the Council of the City of Joplin, Missouri, November 15, 2004, by removing from District M-2 (Heavy Industrial) and include in District R-2 (Two-family Residential) property as described below and located at 801, 805, 809, 813, 817, and 821 S. Minnesota Ave., City of Joplin, Jasper County, Missouri. Motion by Mr. Monteleone, second by Mr. Cortez to pass Council Bill No. 2021-261 on First Reading and advance to Second and Third Reading. Voting in favor were Council Members: Copple, Cortez, Monteleone, Reid Adams, Shaw, Stanley, Stinnett, and Williams, 8. Nays: 0. Absent: Lawson, 1. The bill was read as **Council Bill No. 2021-261.**

PUBLIC HEARING FOR COUNCIL BILL NO. 2021-262
Mayor Stanley opened the Public Hearing.

Jason Mayberry, Webb City, owner of the properties, appeared in favor of this item.

No one appeared in opposition to this item.

Mr. Cortez introduced Council Bill No. 2021-262 - an ordinance amending Ordinance No. 2004-256, passed by the Council of the City of Joplin, Missouri, November 15, 2004, by removing from District R-1 (Single Family Residential) and include in District R-2 (Two-family Residential) property as described below and located at 1717, 1721, and 1725 S. Connecticut Ave, City of Joplin, Jasper County, Missouri. Motion by Mr. Cortez, second by Mr. Shaw to pass Council Bill No. 2021-262 on First Reading and advance to Second and Third Reading. Voting in favor were Council Members: Copple, Cortez, Monteleone, Reid Adams, Shaw, Stinnett, and Williams, 7. Nays: 0. Absent: Lawson, 1. Abstention: Stanley, 1. The bill was read as **Council Bill No. 2021-262**

PUBLIC HEARING FOR COUNCIL BILL NO. 2021-263
Mayor Stanley opened the Public Hearing.

Jason Mayberry, Webb City, owner of the property appeared in favor of this item.

No one appeared in opposition to this item.

The Public Hearing was closed.

Mr. Stinnett introduced Council Bill No. 2021-263 - an ordinance amending Ordinance No. 2004-256, passed by the Council of the City of Joplin, Missouri, November 15, 2004, by removing from District R-1 (Single Family Residential) and include in District R-2 (Two-family Residential) property as described below and located approximately 800’ North and 300’ West of the intersection of N. St. Louis Ave. and E. Fountain Rd. City of Joplin, Jasper County, Missouri. Motion by Mr. Stinnett, second by Mr. Copple to pass Council Bill No. 2021-263 on First Reading and advance to Second and Third Reading. Voting in favor were Council Members: Copple, Cortez, Monteleone, Reid Adams, Shaw, Stinnett, and Williams, 7. Nays: 0. Absent: Lawson, 1. Abstention: Stanley, 1. Council Bill No. 2021-263

PUBLIC HEARING FOR COUNCIL BILL NO. 2021-264
Mayor Stanley opened the Public Hearing.

No one appeared in favor of or in opposition to this item.

The public hearing was closed.

Mr. Copple introduced Council Bill No. 2021-264 - an ordinance to vacate approximately 400' of street right-of-way extending North from E. 32nd St. located approximately 240' East and 350' North of the intersection of E. 32nd St. and S. Prosperity Ave. Motion by Mr. Copple, second by Mr. Cortez to pass Council Bill No. 2021-264 on First Reading and advance to Second and Third Reading. Voting in favor were Council Members: Copple, Cortez, Monteleone, Reid Adams, Shaw, Stanley, Stinnett, and Williams, 8. Nays: 0. Absent: Lawson, 1**. Council Bill No. 2021-264**

**CONSENT AGENDA**
Motion by Mr. Shaw, second by Mr. Cortez to approve the Consent Agenda. Voting in favor were Council Members: Copple, Cortez, Monteleone, Reid Adams, Shaw, Stanley, Stinnett, and Williams, 8. Nays: 0. Absent: Lawson, 1.

Minutes of the March 15, 2021 City Council meeting.

COUNCIL BILL NO. 2021-117 - an ordinance approving a construction agreement with Vance Brothers Inc. for Microsurfacing 2021 in the amount of Six Hundred Sixty-Two Thousand Six Hundred Twenty-Three and 12/100 Dollars ($662,623.12) for the Microsurfacing 2021 Project; and authorizing the City Manager or his designee to execute the same by and on behalf of the City of Joplin**. Ordinance No. 2021-041**

COUNCIL BILL NO. 2021-118- an ordinance approving a construction agreement with Pavement Management LLC for Parking Lots and Trails Sealing 2021 in the amount of Thirty-Eight Thousand Nine Hundred Twenty- Nine and 52/100 Dollars ($38,929.52) for the Parking Lots and Trails Sealing 2021 project, and authorizing the City Manager or his designee to execute the same by and on behalf of the City of Joplin. **Ordinance No. 2021-042**

COUNCIL BILL NO.2021-119- an ordinance approving the City of Joplin to enter into a construction agreement with G&G Construction Company Inc., in the amount of Two Hundred Eleven Thousand Eight Hundred Twelve and 58/100 Dollars ($211,812.58) for construction of the 10th and Chestnut Culvert Replacement project; and authorizing the City Manager or his designee to execute the same by and on behalf of the City of Joplin. **Ordinance No. 2021-043**

COUNCIL BILL NO. 2021-120 - an ordinance approving a purchase order for One Million One Hundred Twenty-Seven Thousand Nine Hundred Seventy-Nine and 00/100 Dollars ($1,127,979.00) with Ace Pipe Cleaning, Inc., for the 2021-2023 Evaluation and Rehabilitation Toolbox for Wastewater Collection System Project; authorizing the City Manager or his designee to execute the same by and on behalf of the City of Joplin. **Ordinance No. 2021-044**

COUNCIL BILL NO. 2021-121 - an ordinance approving a work authorization with Allgeier, Martin and Associates, Inc. in the not to exceed amount of Ninety-Seven Thousand Five Hundred and 00/100 Dollars ($97,500.00) for the Wastewater Collection System Rehabilitation Toolbox Project; and authorizing the City Manager or his designee to execute the same by and on behalf of the City of Joplin. **Ordinance No. 2021-045**

COUNCIL BILL NO. 2021-404- an ordinance approving an Agreement between the City of Joplin, Missouri, and the UP Development Planning, LLC that pertains to 2020 HOME Investment Partnership grant funds. **Ordinance No. 2021-046**

COUNCIL BILL NO. 2021-600 - an ordinance approving an Agreement between Tempest and the City of Joplin for design-to-launch services for a new VisitJoplinMO.com website for the Joplin Convention & Visitors Bureau. This agreement additionally provides for the hosting of the website, following launch through FY2024. **Ordinance No. 2021-047**

COUNCIL BILL NO. 2021-601 - an ordinance approving an Agreement between Tempest and the City of Joplin for continued use of iDSS Cyclone Customer Relationship Management (CRM) software by the Convention & Visitors Bureau. **Ordinance No. 2021-048**

**RESOLUTIONS**

**ORDINANCES – EMERGENCY**

COUNCIL BILL NO. 2021-508

Mr. Shaw introduced Council Bill No. 2021-508 - an ordinance approving an agreement for banking and depository services by and between Commerce Bank and the City of Joplin, Missouri, for Commerce Bank to provide banking and depository services to the City of Joplin; authorizing the City Manager to execute said agreements; and containing an emergency clause. Motion by Mr. Shaw, second by Mr. Monteleone that Council Bill No. 2021-508 be approved on an emergency basis. Voting in favor were Council Members: Copple, Cortez, Monteleone, Reid Adams, Shaw, Stanley, Stinnett, and Williams, 8. Nays: 0. Absent: Lawson, 1. The Council Bill was declared adopted and entitled **Ordinance No. 2021-049**

COUNCIL BILL NO. 2021-509

Dr. Reid Adams introduced Council Bill No. 2021-509 - an ordinance amending the Annual Budget of the City of Joplin for the Fiscal Year 2020-2021 as adopted by Ordinance 2020-156 on October 19, 2020, to adjust appropriations and containing an emergency clause. Motion by Dr. Reid Adams, second by Mr. Copple that Council Bill No. 2021-509 be approved on an emergency basis. Voting in favor were Council Members: Copple, Cortez, Monteleone, Reid Adams, Shaw, Stanley, Stinnett, and Williams, 8. Nays: 0. Absent: Lawson, 1. The Council Bill was declared adopted and entitled **Ordinance No. 2021-050**

**ORDINANCES – FIRST READING**

COUNCIL BILL NO. 2021-265

Mr. Monteleone introduced Council Bill No. 2021-265 - an ordinance establishing grades and accepting the Final Plat of Charlie Jane Addition located at the Northwest Corner of S. Schifferdecker Ave. and W. 32nd Street. in the City of Joplin, Jasper County, Missouri. Motion by Mr. Monteleone, second by Mr. Cortez that Council Bill No. 2021-265 be passed on First Reading and advanced to Second and Third Reading. Voting in favor were Council Members: Copple, Cortez, Monteleone, Reid Adams, Shaw, Stanley, Stinnett, and Williams, 8. Nays: 0. Absent: Lawson, 1. The bill was read as **Council Bill No. 2021-265**

**ORDINANCES – SECOND AND THIRD READING**

**UNFINISHED BUSINESS**

**OTHER BUSINESS**

**NEW BUSINESS**

Mr. Monteleone asked if the city needs to look into our long term planning as far as expanding the need for storage facilities due to the discussion pertaining to Council Bill No. 2021-509. The council bill contained a budget amendment for the Police Department to purchase a Connex bulk storage container to store overflow evidence and seized property because the current evidence barn is filling up faster than disposal can occur through the court process. City Manager Nick Edwards stated there has been discussion for a space needs study for the Justice Center as well as other additional storage needs within the city. This issue will be discussed during the upcoming budget sessions.

There being no further business, the meeting adjourned at 7:13 p.m.

Respectfully,

Barbara Gollhofer, City Clerk

**CITY OF JOPLIN**
**COUNCIL AGENDA ITEM**

**ITEM:**
CB 2021-261-Rezone to District M-2

**MEETING DATE:**
April 5, 2021

**ORIGINATING DEPARTMENT:**
Planning, Development and Neighborhood Services

**REVIEWED BY:**
Director of Planning, Development & Neighborhood Services-Troy Bolander, Director of Finance-Leslie Haase, City Attorney- Peter Edwards, City Manager Nicholas Edwards.

**SUMMARY REQUEST:**
Case 011-21: 801, 805, 809, 813, 817, and 821 S. Minnesota Ave. - A request to remove from District M-2 (Heavy Industrial) and include in District R-2 (Two-family Residential) for future residential development – Schuber Mitchell Homes.

**BACKGROUND:**
The current zoning of M-2 is somewhat suitable for this property. It appears before the property was vacant, it was used as a storage yard. The change in zoning to R-2 will not be detrimental to nearby property. The R-2 district is one the most protected districts with very few allowable uses. Rezoning to a district that allows for much less intense developments will not have a detrimental effect on nearby property.

**PLANNING & ZONING COMMISSION TESTIMONY:**
Terry Mitchell, 303 Sunnybrook, Briarbrook. We are asking to have the property rezoned to R-2 and planning on having single family dwellings. We were told that we would be better off doing R-2. We were up in the air on either build duplexes or single-family homes.

**PUBLIC COMMENT;**
Ralph Green, 720 S Minnesota, Joplin, MO. He stated that those lots have been vacant for a long time and they need to have something on them. Businesses that are in that area are not heavy industrial, they would be conducive to this type of environment.

Mr. Kimble brought up street use since cars will be going into the garages on Minnesota. Do you know the business to the west of there, a garage company and two others, do they ever have anything parked on the street? If there are families are the school busses going to have enough room to drive on the road to pick up children?

Mr. Green stated they did not park big equipment on the street. There are some unusual circumstances sometimes there is a big vehicle parked on the street, but it isn't there very long, but they all have their own parking and all park off street.

**FUNDING SOURCE:**
These payments are included in the FY 2020-21 budget of the Community Planning Fund.

**RECOMMENDATIONS**:
Staff recommends approval for Case 011-21.
Planning & Zoning Commission recommends approval for Case 011-21 (6 Favor, 0 Nays, 1 Absent)

**ATTACHMENTS**
CB 2021-261, Staff Planning Report, P&Z Commission Minutes

CB 2021-261

Case 011-21: 801, 805, 809, 813, 817, and 821 S. Minnesota Ave. - A request to remove from District M-2 (Heavy Industrial) and include in District R-2 (Two-family Residential) for future residential development – Schuber Mitchell Homes.

Terry Mitchell, 303 Sunnybrook, Briarbrook. We are asking to have the property rezoned to R-2 and planning on having single family dwellings.

Mr. Ramsour wanted to understand that they were rezoning to R-2, but you want to build single family homes.

Mr. Mitchell stated that was correct. We were told that we would be better off doing R-2. We were up in the air on either build duplexes or single-family homes.

Ms. Phillips mentioned that there is an alley there is there someway to redo your models and use the alley as access.

Mr. Mitchell stated that all the designs are made for the garage to come off the street. We would have to redesign for the garage to be on the alley side.

Mr. Kimble asked Mr. Bolander if he knows on the other block if they take their trash to the curb or the alley?

Mr. Bolander stated he did not know.
Mr. Ramsour asked if the commissioners had any questions for Mr. Mitchell? They did not. Mr. Ramsour asked if there was anyone in the audience who would like to speak in favor of this case?

Ralph Green, 720 S Minnesota, Joplin, MO. He stated that those lots have been vacant for a long time and they need to have something on them. Businesses that are in that area are not heavy industrial, they would be conducive to this type of environment.

Mr. Ramsour asked the commissioners if they had any questions for Mr. Green?

Mr. Kimble brought up street use since cars will be going into the garages on Minnesota. Do you know the business to the west of there, a garage company and two others, do they ever have anything parked on the street? If there are families are the school busses going to have enough room to drive on the road to pick up children?

Mr. Green stated they did not park big equipment on the street. There are some unusual circumstances sometimes there is a big vehicle parked on the street, but it isn't there very long, but they all have their own parking and all park off street.

Mr. Ramsour asked if there was anyone in the audience who would like to speak in opposition to this case? There was not.

**MR. EASTMAN MOVED, SECONDED BY MR. MCCOULLGH THAT CASE 011-21 BE FORWARDED TO THE CITY COUNCIL WITH RECOMMENDATION FOR APPROVAL. MOTION CARRIED, WITH MR. RAMSOUR, MS. BRUCKNER-SEARS, MR. MCCULLOUGH, MR. EASTMAN, MR. KIMBLE, AND MS. PHILLIPS VOTING "AYE". (6 IN FAVOR, 1 ABSENT)**

Z&P Meeting: March 8, 2021
City Council Meeting: April 5, 2021

# STAFF PLANNING REPORT
## Rezoning

**CASE 011-21** A request to remove from District M-2 (Heavy Industrial) and include in District R-2 (Two-family Residential) for future residential development

**LOCATION** 801, 805, 809, 813, 817, and 821 S. Minnesota Ave.

**APPLICANT** Schuber Mitchell Homes

---

### EXISTING CONDITIONS

| Zoning | Land Use | Property Size |
|---|---|---|
| M-2 | Vacant | Approx. 0.85 acres |

### SITE CONTEXT

| | North | East | South | West |
|---|---|---|---|---|
| Existing Zoning | M-2 | R-3 | M-2 | M-2 |
| Land Use | Vacant | Single-family Residential | Single-family Residential | Light Industrial |

### FUTURE LAND USE

Joplin's Future Land Use Map shows this property as future retail commercial.

### TRANSPORTATION

| Streets with access | Classification | Right-of-way width |
|---|---|---|
| S. Minnesota Ave. | Local | 60' |
| E. 8th St. | Local | 50' |

### UTILITIES

Utilities in place.

### FLOOD PLAIN

A portion of this property is in the flood plain, portions of 809, 813, 817, and 821.

---

**STAFF ANALYSIS**

**CONSISTENT WITH DEVELOPMENT POLICIES OF THE COMPREHENSIVE PLAN?**

The request is consistent with the comprehensive plan. While the future land use map does indicate future retail commercial for this property and the surrounding residential neighborhood, the rezoning request is consistent with the intent of the comprehensive plan, particularly in increasing infill development.

**THE SUITABILITY OF THE SUBJECT PROPERTY FOR THE USES TO WHICH IT HAS BEEN RESTRICTED**

The current zoning of M-2 is somewhat suitable for this property. It appears before the property was vacant, it was used as a storage yard. Few industrial uses other than storage would be able to fit on this size of property.

**THE EXTENT THAT THE ZONING CHANGE WILL DETRIMENTALLY AFFECT NEARBY PROPERTY**

The change in zoning to R-2 will not be detrimental to nearby property. The R-2 district is one the most protected districts with very few allowable uses. Rezoning to a district that allows for much less intense developments will not have a detrimental effect on nearby property.

**DISCUSSION**

This request is compatible with the Comprehensive Plan and the zoning requested is appropriate for the area. Nearby properties will not be affected by the change to a less intense zoning district.

*Staff recommends approval of Case 011-21.*

**ATTACHMENTS**

- Application
- Map

# REZONING APPLICATION FORM

RECEIVED 1-13-21

Return Form to:
Planning / Community Development Specialist
Joplin City Hall
602 South Main Street
Joplin, Missouri 64801
417-624-0820 Ext. 511
FAX 417-625-4738

For Office Use Only

Case No.: 01/-21
Filing Fee: $550.00
Date Advertised: 2-21-21
Date Notices Sent 2-22-21
Public Hearing Date: 3-8-21

APPLICANT: Schuber Mitchell PHONE: 4172915731
ADDRESS: 3331 N RANGE LINE ZIP: 64801

OWNER: PHONE: 4172915731
ADDRESS: ZIP: 64801

LOCATION/ADDRESS OF PROPERTY: 8th & Minnesota

Present Zoning M-2 Requested Zoning: R-2 Acreage: 6 Lots
Present Use of Property: VACANT

SURROUNDING LAND USE AND ZONING:

| | Land Use | Zoning |
|---|---|---|
| North | VACANT | M-2 |
| South | Residential | R-3 |
| East | Residential | R-3 |
| West | M-2 | |

Character of the Neighborhood: mix of Residential Rental and manufactur

RELATIONSHIP TO EXISTING ZONING PATTERN:

1. Would proposed change create a small, isolated district unrelated to surrounding districts? NO
2. Are there substantial reasons why the property cannot be used in accord with existing zoning? NO
   If yes, explain: NO

CONFORMANCE WITH COMPREHENSIVE PLAN:

1. Consistent with Development Policies? Yes
2. Consistent with Future Land Use Map? Yes

TRAFFIC CONDITIONS:

1. Street(s) with Access to Property: 8th & 9th from Minnesota
2. Classification of Street(s):
   Arterial _____ Collector _____ Local _____
3. Right-of-Way Width: _____
4. Will turning movements caused by the proposed use create an undue traffic hazard?
   No

IS PLATTING OR REPLATTING REQUIRED IN ORDER TO PROVIDE FOR:

1. Appropriately Sized Lots? Yes 50 x 120
2. Properly Sized Street Right-of-Way? Yes
3. Drainage Easements? Yes
4. Utility Easements:
   - Electricity? Yes
   - Gas? Yes
   - Sewers? Yes
   - Water? yes
5. Additional Comments: _____

UNIQUE CHARACTERISTIC OF PROPERTY AND/OR ADDITIONAL COMMENT:

Will make Affordable Housing in A low income Area

THE FOLLOWING MUST ACCOMPANY YOUR APPLICATION:

1. One copy of a legal description of the property proposed to be rezoned from a deed or certified survey.
2. One copy of a statement describing the reasoning for the rezoning, the impact of the proposed change, including any traffic conditions that may result; any danger from fire hazards; how the proposed change may affect the character of the surrounding properties; and how the proposed change will benefit the City of Joplin.
3. Owner Affidavit, if applicant applying for the rezoning is not the owner of the property be rezoned

SIGNATURE: T. M DATE: 1/14/2021

EMAIL: Tmitchell@schubermitchell.com

TITLE: Land Aquisition

# Case 011-21: 801, 805, 809, 813, 817, and 821 S. Minnesota Ave. - Rezoning

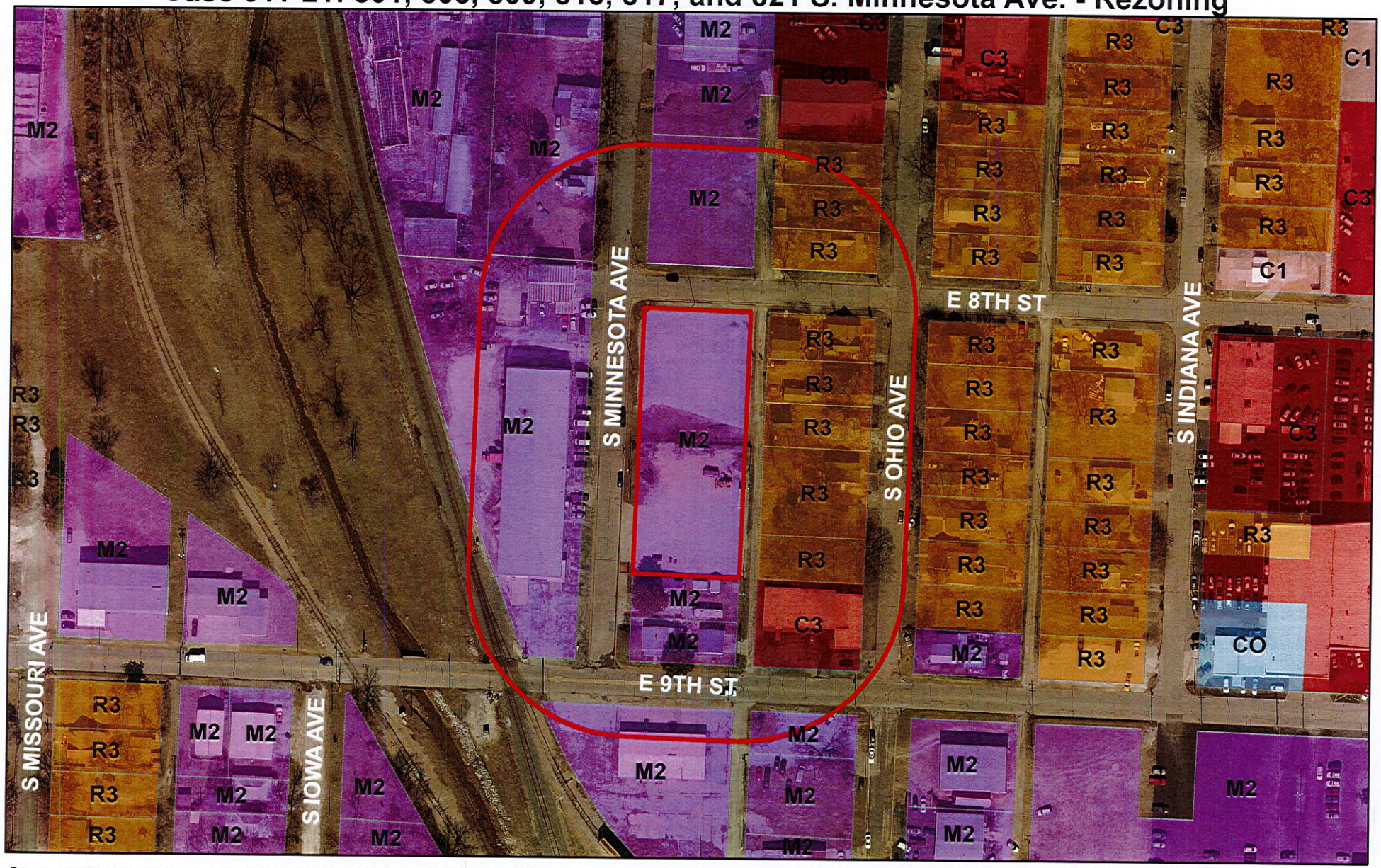


Case 011-21: 801, 805, 809, 813, 817, and 821 S. Minnesota Ave. - A request to remove from District M-2 (Heavy Industrial) and include in District R-2 (Two-family Residential) for future residential development – Schuber Mitchell Homes.

Joplin City Limits

0 75 150 300 450 600 Feet

N

0 30 60 90

SCALE: One inch equals 30 feet.

BASIS OF BEARINGS: The South line of 8th Street taken as S 87°49'58" E as per Missouri West NAD83 per MoDot GPs Network.
CLASS OF PROPERTY: (C) Urban.
SOURCE DEED: Richard Webster, Book 1385, Page 1458

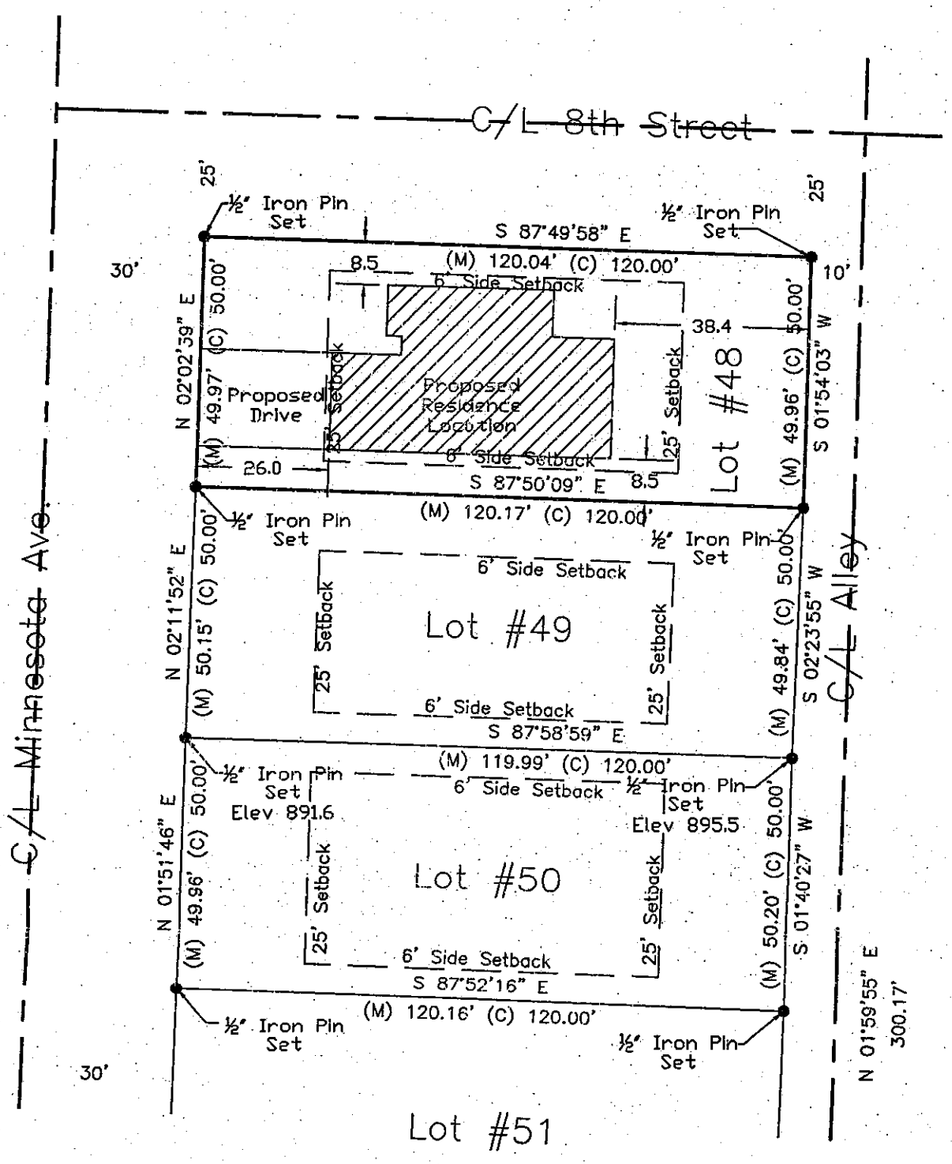


STATE OF MISSOURI
RODNEY C. NEECE
PLS-002691
1/15/2021
PROFESSIONAL LAND SURVEYOR

PROPERTY DESCRIPTION:
All of Lot Numbered Forty-eight (48) in Campbell's Fourth (4th) Addition to the City of Joplin, Jasper County, Missouri, bieng subject to all easements, right-of-ways, and reservations of record.

SURVEYOR'S CERTIFICATE:
I Rodney C. Neece a Registered Land Surveyor of Joplin, Jasper County, Missouri, Do hereby certify that the field notes and attached plat are true and accurate description of the work performed and measurements taken; survey made in accordance with the Missouri Standards for Property Boundary Surveys of the Department of Agriculture, Division of Weights & Measures and Consumer Protection, and is not a warranty of title either expressed or implied, This declaration is made to the original owner and/or purchaser of the survey as of the date indicated in the title block, It is not transferable to additional institutions or subsequent owners and may not be used in connection with a survey 'Survey Affidavit' or similar document, statement, or mechanism to obtain title insurance for any subsequent or future grantees, furthermore, this survey is not valid without the original signature and embossed seal.

Stewart & Neece Land Surveying Company
since 1922 Joplin, Mo.


STEWART AND NEECE LAND SURVEYING, INC.
1201 East 15th Street, Joplin, Missouri 64801
Phone: 417-624-0311 Fax: 417-624-0365


| | | |
|---|---|---|
| SURVEY FOR: Schuber Mitchell Homes | | |
| DRAWN: Allgood | DATE: 1-4-21 | ADDRESS: 8th & Minnesota Joplin, Mo. |
| APPROVED: RCN | S/T/R: 11-27-33 | |
| SCALE: 1"=30' | FILE NAME: L48-53C4th | Cert of Authority LSC-2019012803 |

0 30 60 90

SCALE: One inch equals 30 feet.

BASIS OF BEARIGNS: The South line of 8th Street taken as S 87°49'58" E as per Missouri West NAD83 per MoDot GPs Network.
CLASS OF PROPERTY: (C) Urban.
SOURCE DEED: Richard Webster, Book 1385, Page 1458

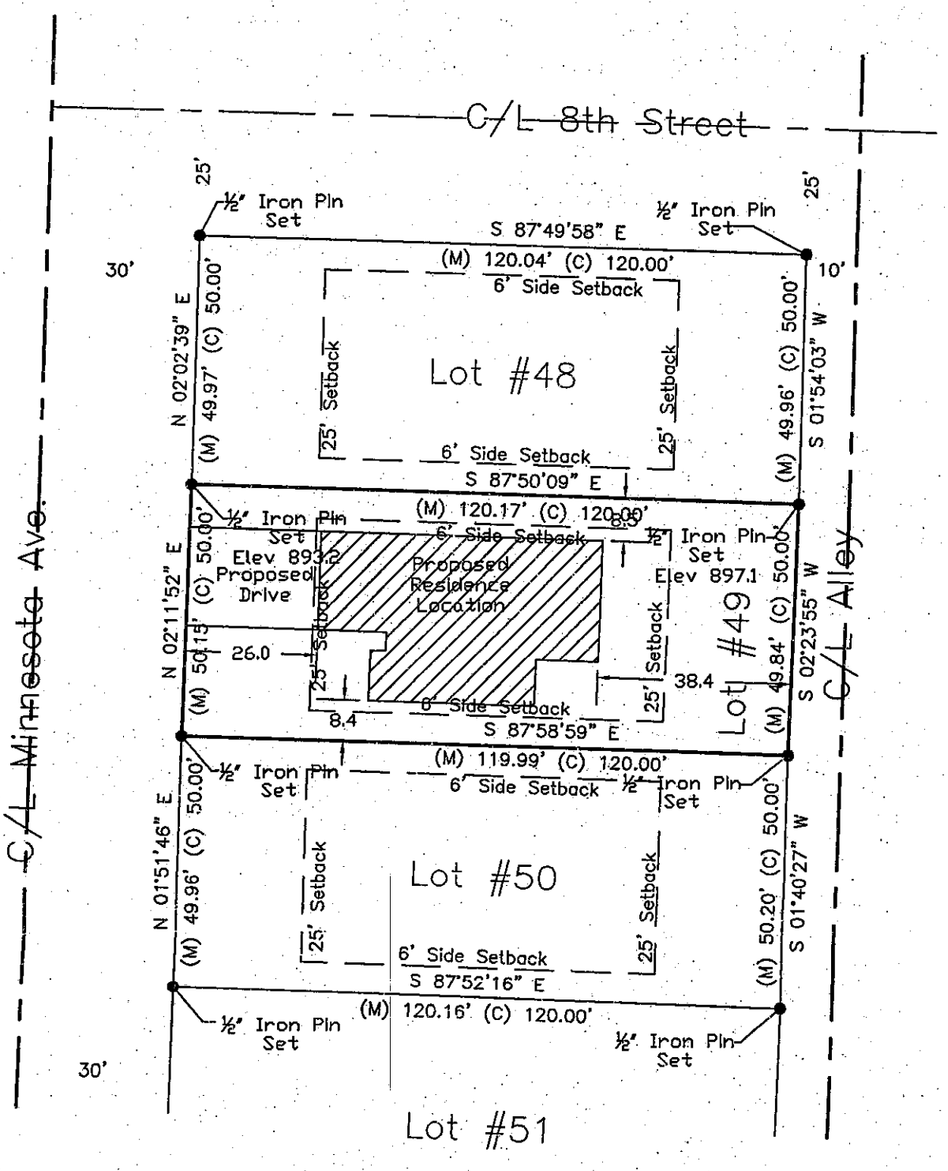


PROPERTY DESCRIPTION:
All of Lot Numbered Forty-nine (49), in Campbell's Fourth (4th) Addition to the City of Joplin, Jasper County, Missouri, bieng subject to all easements, right-of-ways, and reservations of record.

STATE OF MISSOURI
RODNEY C. NEECE
PLS-002691
1/15/2021
PROFESSIONAL LAND SURVEYOR

SURVEYOR'S CERTIFICATE:
I Rodney C. Neece a Registered Land Surveyor of Joplin, Jasper County, Missouri, Do hereby certify that the field notes and attached plat are true and accurate description of the work performed and measurements taken; survey made in accordance with the Missouri Standards for Property Boundary Surveys of the Department of Agriculture, Division of Weights & Measures and Consumer Protection, and is not a warranty of title either expressed or implied, This declaration is made to the original owner and/or purchaser of the survey as of the date indicated in the title block, It is not transferable to additional institutions or subsequent owners and may not be used in connection with a survey "Survey Affidavit" or similar document, statement, or mechanism to obtain title insurance for any subsequent or future grantees, furthermore, this survey is not valid without the original signature and embossed seal.

Stewart & Neece Land Surveying Company
Since 1922 Joplin, Mo.


STEWART AND NEECE LAND SURVEYING, INC.
1201 East 15th Street, Joplin, Missouri 64801
Phone: 417-624-0311 Fax: 417-624-0365


| SURVEY FOR: Schuber Mitchell Homes | | |
|---|---|---|
| DRAWN: Allgood | DATE: 1-4-21 | ADDRESS: 8th & Minnesota Joplin, Mo. |
| APPROVED: RCN | S/T/R: 11-27-33 | |
| SCALE: 1"=30' | FILE NAME: L48-53C4th | Cert of Authority LSC-2019012803 |

0 30 60 90

SCALE: One inch equals 30 feet.

BASIS OF BEARINGS: The South line of 8th Street taken as S 87°49'58" E as per Missouri West NAD83 per MoDot GPs Network.
CLASS OF PROPERTY: (c) Urban.
SOURCE DEED: Richard Webster, Book 1385, Page 1458

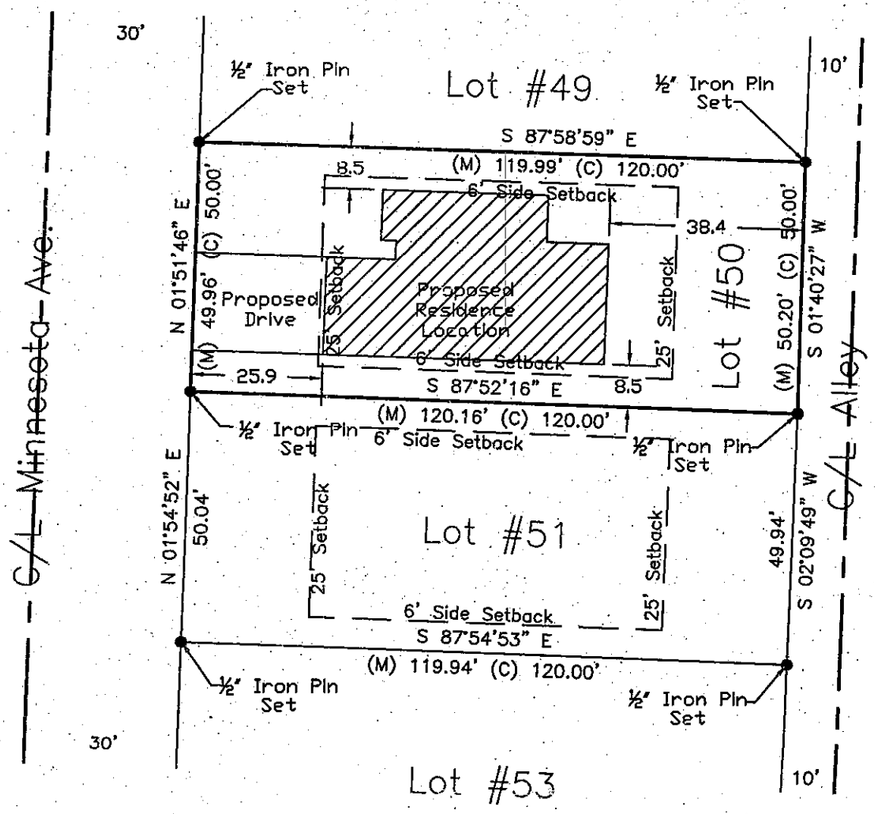





PROPERTY DESCRIPTION:
All of Lot Numbered Fifty (50), in Campbell's Fourth (4th) Addition to the City of Joplin, Jasper County, Missouri, being subject to all easements, right-of-ways, and reservations of record.

SURVEYOR'S CERTIFICATE:
I Rodney C. Neece a Registered Land Surveyor of Joplin, Jasper County, Missouri, Do hereby certify that the field notes and attached plat are true and accurate description of the work performed and measurements taken; survey made in accordance with the Missouri Standards for Property Boundary Surveys of the Department of Agriculture, Division of Weights & Measures and Consumer Protection, and is not a warranty of title either expressed or implied, This declaration is made to the original owner and/or purchaser of the survey as of the date indicated in the title block, It is not transferable to additional institutions or subsequent owners and may not be used in connection with a survey "Survey Affidavit" or similar document, statement, or mechanism to obtain title insurance for any subsequent or future grantees, furthermore, this survey is not valid without the original signature and embossed seal.

Stewart & Neece Land Surveying Company
Since 1922 Joplin, Mo.


STEWART AND NEECE LAND SURVEYING, INC.
1201 East 15th Street, Joplin, Missouri 64801
Phone: 417-624-0311 Fax: 417-624-0365


| SURVEY FOR: Schuber Mitchell Homes | | |
|---|---|---|
| DRAWN: Allgood | DATE: 1-4-21 | ADDRESS: 8th & Minnesota Joplin, Mo. |
| APPROVED: RCN | S/T/R: 11-27-33 | |
| SCALE: 1"=30' | FILE NAME: L48-53C4th | Cert of Authority LSC-2019012803 |

0 30 60 90

SCALE: One inch equals 30 feet.

BASIS OF BEARIGNS: The South line of 8th Street taken as S 87°49'58" E as per Missouri West NAD83 per MoDot GPs Network.
CLASS OF PROPERTY: (C) Urban.
SOURCE DEED: Richard Webster, Book 1385, Page 1458

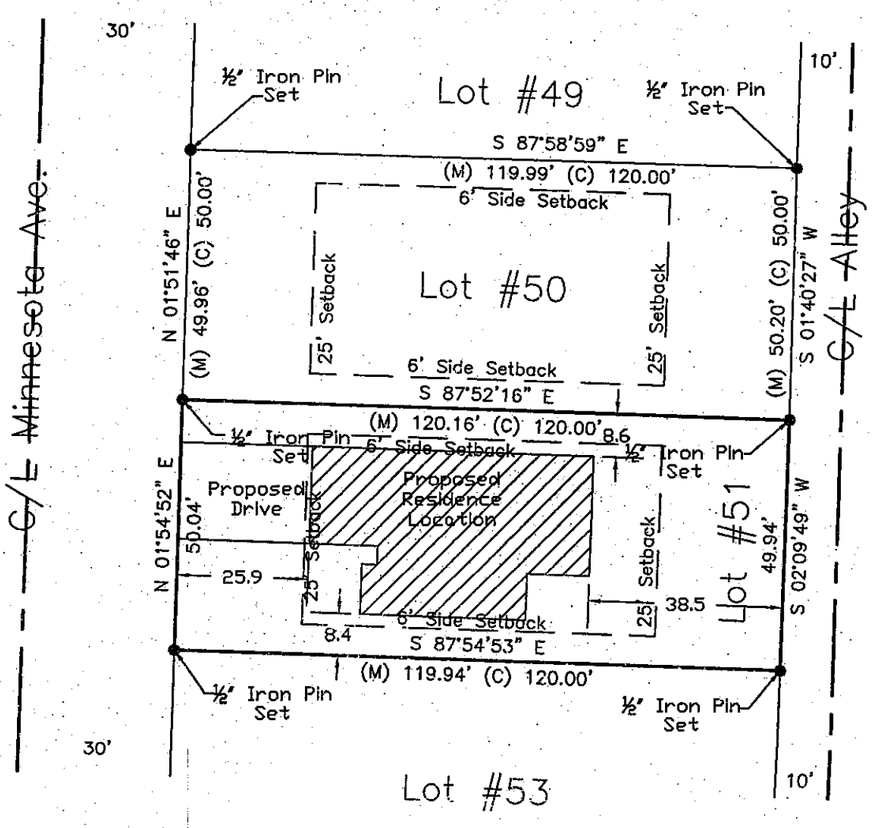


STATE OF MISSOURI
RODNEY C. NEECE
PLS-002691
PROFESSIONAL LAND SURVEYOR
1/10/2022

PROPERTY DESCRIPTION:
All of Lot Numbered Fifty-two (52) in Campbell's Fourth (4th) Addition to the City of Joplin, Jasper County, Missouri, being subject to all easements, right-of-ways, and reservations of record.

SURVEYOR'S CERTIFICATE:
I Rodney C. Neece a Registered Land Surveyor of Joplin, Jasper County, Missouri, Do hereby certify that the field notes and attached plat are true and accurate description of the work performed and measurements taken; survey made in accordance with the Missouri Standards for Property Boundary Surveys of the Department of Agriculture, Division of Weights & Measures and Consumer Protection, and is not a warranty of title either expressed or implied, This declaration is made to the original owner and/or purchaser of the survey as of the date indicated in the title block, It is not transferable to additional institutions or subsequent owners and may not be used in connection with a survey "Survey Affidavit" or similar document, statement, or mechanism to obtain title insurance for any subsequent or future grantees, furthermore, this survey is not valid without the original signature and embossed seal.

Stewart & Neece Land Surveying Company
Since 1922 Joplin, Mo.


STEWART AND NEECE LAND SURVEYING, INC.
1201 East 15th Street, Joplin, Missouri 64801
Phone: 417-624-0311 Fax: 417-624-0365


| | | |
|---|---|---|
| SURVEY FOR: Schuber Mitchell Homes | | |
| DRAWN: Allgood | DATE: 1-4-21 | ADDRESS: 8th & Minnesota Joplin, Mo. |
| APPROVED: RCN | S/T/R: 11-27-33 | |
| SCALE: 1"=30' | FILE NAME: L48-53C4th | Cert of Authority LSC-2019012803 |

0 30 60 90

SCALE: One inch equals 30 feet.

BASIS OF BEARIGNS: The South line of 8th Street taken as S 87°49'58" E as per Missouri West NAD83 per MoDot GPs Network.
CLASS OF PROPERTY: (c) Urban.
SOURCE DEED: Richard Webster, Book 1385, Page 1458

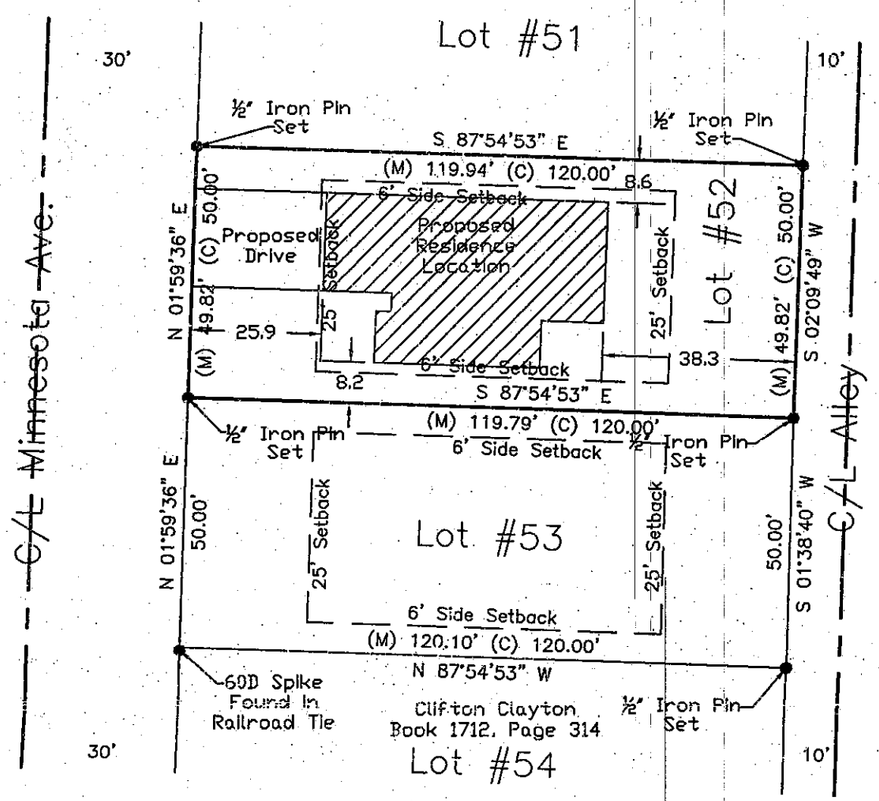


PROPERTY DESCRIPTION:
All of Lot Numbered Fifty-two (52) in Campbell's Fourth (4th) Addition to the City of Joplin, Jasper County, Missouri, being subject to all easements, right-of-ways, and reservations of record.

STATE OF MISSOURI
RODNEY C. NEECE
PLS-002691
1/15/2021
PROFESSIONAL LAND SURVEYOR

SURVEYOR'S CERTIFICATE:
I Rodney C. Neece a Registered Land Surveyor of Joplin, Jasper County, Missouri, Do hereby certify that the field notes and attached plat are true and accurate description of the work performed and measurements taken; survey made in accordance with the Missouri Standards for Property Boundary Surveys of the Department of Agriculture, Division of Weights & Measures and Consumer Protection, and is not a warranty of title either expressed or implied, This declaration is made to the original owner and/or purchaser of the survey as of the date indicated in the title block, It is not transferable to additional institutions or subsequent owners and may not be used in connection with a survey 'Survey Affidavit' or similar document, statement, or mechanism to obtain title insurance for any subsequent or future grantees, furthermore, this survey is not valid without the original signature and embossed seal.

Stewart & Neece Land Surveying Company
Since 1922 Joplin, Mo.


STEWART AND NEECE LAND SURVEYING, INC.
1201 East 15th Street, Joplin, Missouri 64801
Phone: 417-624-0311 Fax: 417-624-0365


| SURVEY FOR: Schuber Mitchell Homes | | |
|---|---|---|
| DRAWN: Allgood | DATE: 1-4-21 | ADDRESS: 8th & Minnesota Joplin, Mo. |
| APPROVED: RCN | S/T/R: 11-27-33 | |
| SCALE: 1"=30' | FILE NAME: L48-53C4th | Cert of Authority LSC-2019012803 |

0 30 60 90

SCALE: One inch equals 30 feet.

BASIS OF BEARINGS: The South line of 8th Street taken as S 87°49'58" E as per Missouri West NAD83 per MoDot GPs Network.
CLASS OF PROPERTY: (c) Urban.
SOURCE DEED: Richard Webster, Book 1385, Page 1458

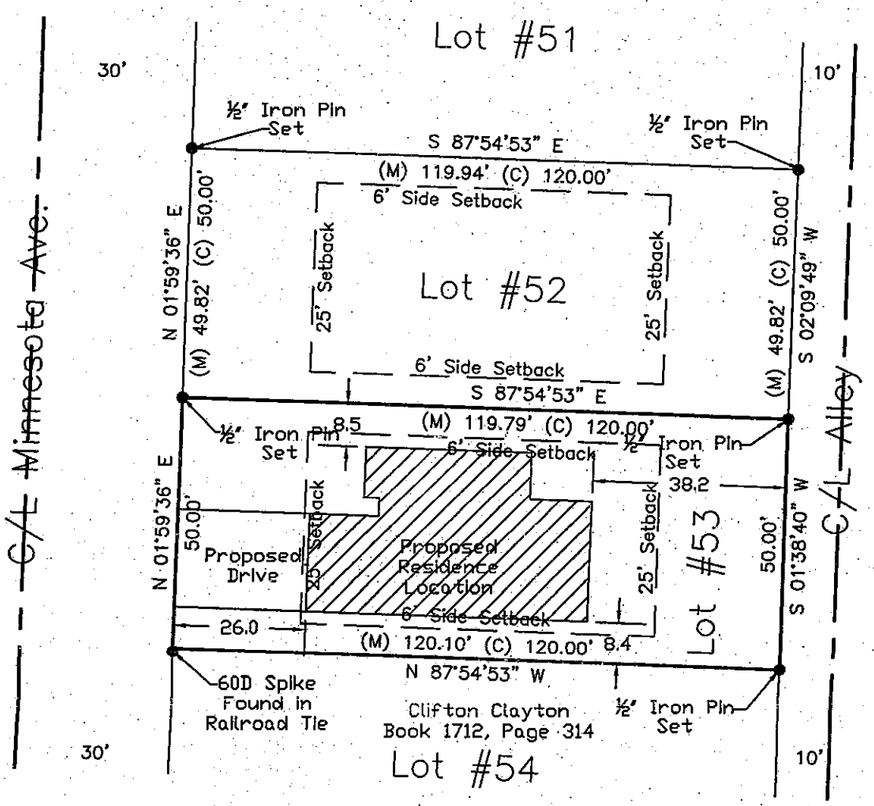


STATE OF MISSOURI
RODNEY C. NEECE
PLS-002691
1-4-2021
PROFESSIONAL LAND SURVEYOR

PROPERTY DESCRIPTION:
All of Lot Numbered Fifty-three (53) in Campbell's Fourth (4th) Addition to the City of Joplin, Jasper County, Missouri, being subject to all easements, right-of-ways, and reservations of record.

SURVEYOR'S CERTIFICATE:
I Rodney C. Neece a Registered Land Surveyor of Joplin, Jasper County, Missouri, Do hereby certify that the field notes and attached plat are true and accurate description of the work performed and measurements taken; survey made in accordance with the Missouri Standards for Property Boundary Surveys of the Department of Agriculture, Division of Weights & Measures and Consumer Protection, and is not a warranty of title either expressed or implied, This declaration is made to the original owner and/or purchaser of the survey as of the date indicated in the title block, It is not transferable to additional institutions or subsequent owners and may not be used in connection with a survey "Survey Affidavit" or similar document, statement, or mechanism to obtain title insurance for any subsequent or future grantees, furthermore, this survey is not valid without the original signature and embossed seal.

Stewart & Neece Land Surveying Company
Since 1922 Joplin, Mo.


STEWART AND NEECE LAND SURVEYING, INC.
1201 East 15th Street, Joplin, Missouri 64801
Phone: 417-624-0311 Fax: 417-624-0365


| SURVEY FOR: Schuber Mitchell Homes | | |
|---|---|---|
| DRAWN: Allgood | DATE: 1-4-21 | ADDRESS: 8th & Minnesota Joplin, Mo. |
| APPROVED: RCN | S/T/R: 11-27-33 | |
| SCALE: 1"=30' | FILE NAME: L48-53C4th | Cert of Authority LSC-2019012803 |

P & Z Case 011-21
Schuber Mitchell Homes
(P & Z Recommended Approval)

COUNCIL BILL NO. 2021-261 ORDINANCE NO.

AN ORDINANCE amending Ordinance No. 2004-256, passed by the Council of the City of Joplin, Missouri, November 15, 2004, by removing from District M-2 (Heavy Industrial) and include in District R-2 (Two-family Residential) property as described below and located 801, 805, 809, 813, 817, and 821 S Minnesota Ave., City of Joplin, Jasper County, Missouri.

NOW, THEREFORE, BE IT ORDAINED BY THE COUNCIL OF THE CITY OF JOPLIN, MISSOURI, as follows:

Section 1. Having referred the subject matter of this ordinance to the City Planning and Zoning Commission and having given at least fifteen days' notice of time and place of hearing on same by publication in the Joplin Globe, Ordinance No. 2004-256 is hereby amended by the following described property and including in District R-2:

All of Lots Numbered Forty-eight (48), Forty-nine (49), Fifty (50), Fifty-one (51), Fifty-two (52) and Fifty-three (53) in Campbell's Fourth ($4^{th}$) Addition to the City of Joplin, Jasper County, Missouri, being subject to all easements, rights-of-way, and reservations of record

Section 2. That the City Clerk is hereby ordered to file this ordinance with the Zoning District Map maintained in her office and to note the changes herein provided thereon.

PASSED BY THE COUNCIL OF THE CITY OF JOPLIN, MISSOURI, this the _____ day of_____, 2021, by a vote of _____.

_____
Ryan D. Stanley, Mayor

ATTEST:

_____
Barbara J. Gollhofer, City Clerk

APPROVED AS TO FORM:

_____
Peter C. Edwards, City Attorney

**CITY OF JOPLIN**
**COUNCIL AGENDA ITEM**

**ITEM:**
CB 2021-262-Rezone to District M-2

**MEETING DATE:**
April 5, 2021

**ORIGINATING DEPARTMENT:**
Planning, Development and Neighborhood Services

**REVIEWED BY:**
Director of Planning, Development & Neighborhood Services-Troy Bolander, Director of Finance-Leslie Haase, City Attorney- Peter Edwards, City Manager Nicholas Edwards.

**SUMMARY REQUEST:**
Case 012-21: 1717, 1721, and 1725 S. Connecticut Ave. - A request to remove from District R-1 (Single-family Residential) and include in District R-2 (Two-family Residential) for future residential development – Mayberry Rentals.

**BACKGROUND:**
The change in zoning to R-2 will not be detrimental to nearby property. The R-2 district is one the most protected districts with very few allowable uses. Rezoning to a district that allows for much less intense developments will not have a detrimental effect on nearby property. This is particularly prudent given that the Future Land Use map does identify this as a potential commercial area

**PLANNING & ZONING COMMISSION TESTIMONY:**

Jake Mayberry, 1235 John Duffy Blvd, Joplin MO. We own the lots to the north and our intent is to build like what we already have in that area. We have to go through variance as well because when they moved the Connecticut street it messed up the setbacks.

Mr. Kimble stated he has a concern. In that area there are a lot of homes, duplexes or multi-family structures that have driveways that come out onto Connecticut, with people backing out and possible causing accidents.

Mr. Eastman wanted to know if an apron could be poured on each side where they could back to the apron and go out front?

Mr. Mayberry said maybe if the lots are big enough. The lot is not very wide, and he didn't know.

Mr. Mayberry mentioned that they would have to open onto Connecticut, and he didn't think of anything they could do about it at this point. If you built a home instead of duplexes it would have the same problem. There will be two car parking for each home.

**PUBLIC COMMENT;**
Jason Mayberry, 1016 Gillian Dr., Joplin, MO. I am speaking in favor of this case. We did draw something up on this, the driveway we are allow certain setbacks of 33 ½ feet off the sidewalks. This will probably allow enough room for a hammerhead.

Mr. Bolander stated that the city has not seen any designs yet, but it will be recommended that an apron or hammerhead be used.

**FUNDING SOURCE:**
These payments are included in the FY 2020-21 budget of the Community Planning Fund.

**RECOMMENDATIONS**:
Staff recommends approval for Case 012-21.
Planning & Zoning Commission recommends approval for Case 012-21 (6 Favor, 0 Nays, 1 Absent)

**ATTACHMENTS**
CB 2021-262, Staff Planning Report, P&Z Commission Minutes

CB 2021-262

Case 012-21: 1717, 1721, and 1725 S. Connecticut Ave. - A request to remove from District R-1 (Single-family Residential) and include in District R-2 (Two-family Residential) for future residential development – Mayberry Rentals.

Jake Mayberry, 1235 John Duffy Blvd, Joplin MO. We own the lots to the north and our intent is to build like what we already have in that area. We have to go through variance as well because when they moved the Connecticut street it messed up the setbacks.

Mr. Kimble stated he has a concern. In that area there are a lot of homes, duplexes or multi-family structures that have driveways that come out onto Connecticut, with people backing out and possible causing accidents.

Mr. Eastman wanted to know if an apron could be poured on each side where they could back to the apron and go out front?

Mr. Mayberry said maybe if the lots are big enough. The lot is not very wide, and he didn't know.

Mr. Mayberry mentioned that they would have to open onto Connecticut, and he didn't think of anything they could do about it at this point. If you built a home instead of duplexes it would have the same problem. There will be two car parking for each home.

Mr. Ramsour asked if the commissioners had any other questions for Mr. Mayberry? They did not. Mr. Ramsour asked if there was anyone in the audience who would like to speak in favor of this case?

Jason Mayberry, 1016 Gillian Dr., Joplin, MO. I am speaking in favor of this case. We did draw something up on this, the driveway we are allow certain setbacks of 33 ½ feet off the sidewalks. This will probably allow enough room for a hammerhead.

Mr. Bolander stated that the city has not seen any designs yet, but it will be recommended that an apron or hammerhead be used.

Mr. Ramsour asked if there was anyone in the audience who would like to speak in opposition to this case? There was not.

Mr. Ramsour reported that there is one (1) written Petition of Protest from a Mr. Mark Strunk, 2009 E 17th Street and has another property located 1926 E 7th Street.

Ms. Phillips stated she has a question for Mr. Bolander. Is there certain percentage that the council looks at that protest petition will be denied?

Mr. Bolander stated if more that 30% of the land area in 185 feet is in protest, it takes 2/3 of the City Council to pass it. That is by State Statute.

Mr. Mayberry mentioned he did not know there was a petition. Does the petition apply to all lots or just one?

Mr. Ramsour stated that everyone that owns property 185 feet receives a letter from the city prior to this hearing. Then they have an opportunity to come in person to protest orally or written.

Mr. Mayberry stated there are three parcels being rezoned. Does it pertain to all the parcels or just one?

Mr. Bolander stated that it pertains to all three parcels because that is how it was advertised and presented for rezoning.

**MR. EASTMAN MOVED, SECONDED BY MS. BRUCKNER-SEARS THAT CASE 012-21 BE FORWARDED TO THE CITY COUNCIL WITH RECOMMENDATION FOR APPROVAL. MOTION CARRIED, WITH MR. RAMSOUR, MS. BRUCKNER-SEARS, MR. MCCULLOUGH, MR. EASTMAN, MR. KIMBLE, AND MS. PHILLIPS VOTING "AYE". (6 IN FAVOR, 1 ABSENT)**

Z&P Meeting: March 8, 2021
City Council Meeting: April 5, 2021

# STAFF PLANNING REPORT
## Rezoning

**CASE 012-21** A request to remove from District R-1 (Single-family Residential) and include in District R-2 (Two-family Residential) for future residential development

**LOCATION** 1717, 1721, and 1725 S. Connecticut Ave.

**APPLICANT** Mayberry Rentals

---

### EXISTING CONDITIONS

| Zoning | Land Use | Property Size |
|---|---|---|
| R-1 | Vacant | Approx. 0.5 acres |

### SITE CONTEXT

| | North | East | South | West |
|---|---|---|---|---|
| Existing Zoning | R-1 | R-1 | C-3-PD | R-2-PD |
| Land Use | Vacant | Single-family Residential | Library | Two-family Residential |

### FUTURE LAND USE

Joplin's Future Land Use Map shows this property as future commercial opportunity area.

### TRANSPORTATION

| Streets with access | Classification | Right-of-way width |
|---|---|---|
| S. Connecticut Ave. | Collector | 110' |
| E. 18th St. | Local | 50' |

### UTILITIES

Utilities in place.

### FLOOD PLAIN

This property is not in the flood plain.

---

**STAFF ANALYSIS**

**CONSISTENT WITH DEVELOPMENT POLICIES OF THE COMPREHENSIVE PLAN?**

The request is consistent with the comprehensive plan. While the future land use map does indicate future commercial opportunity area for this property and along the Connecticut corridor, the rezoning request is consistent with the intent of the comprehensive plan.

**THE SUITABILITY OF THE SUBJECT PROPERTY FOR THE USES TO WHICH IT HAS BEEN RESTRICTED**

The current zoning of R-1 is somewhat suitable for this property. As Connecticut Ave. is a collector-level street, single-family zoning and uses are typically inappropriate in a context like this. Similar to how there are two-family residential uses to the West and the North, R-2 uses on these properties would act as a sort of transition from the intensity of a collector street to the relative calm of single-family neighborhoods.

**THE EXTENT THAT THE ZONING CHANGE WILL DETRIMENTALLY AFFECT NEARBY PROPERTY**

The change in zoning to R-2 will not be detrimental to nearby property. The R-2 district is one the most protected districts with very few allowable uses. Rezoning to a district that allows for much less intense developments will not have a detrimental effect on nearby property. This is particularly prudent given that the Future Land Use map does identify this as a potential commercial area.

**DISCUSSION**

This request is compatible with the Comprehensive Plan and the zoning requested is appropriate for the area. Nearby properties will not be affected by the change. Two-family residential will act as a transition from a higher intensity corridor of Connecticut Ave. to the less intense single-family neighborhoods to the East.

*Staff recommends approval of Case 012-21.*

**ATTACHMENTS**

- Application
- Map

# REZONING APPLICATION FORM

Return Form to:
Planning / Community Development Specialist
Joplin City Hall
602 South Main Street
Joplin, Missouri 64801
417-624-0820 Ext. 511
FAX 417-625-4738

For Office Use Only

Case No.: 012-21
Filing Fee: $550.00
Date Advertised: 2-21-21
Date Notices Sent 2-22-21
Public Hearing Date: 3-8-21

APPLICANT: Mystery Rentals PHONE: 4174341070
ADDRESS: 2024 E 32nd ZIP: 64804

OWNER: Mystery Rentals Shane PHONE:
ADDRESS: ZIP:

LOCATION/ADDRESS OF PROPERTY: 1717 Connecticut

Present Zoning R1 Requested Zoning: R2 Acreage: .17
Present Use of Property: Empty Lot

SURROUNDING LAND USE AND ZONING:

| | Land Use | Zoning |
|---|---|---|
| North | Vacant | R1 |
| South | Proposed Duplex | R1 to R2 |
| East | Single Family | R1 |
| West | Duplexes | R2 |

Character of the Neighborhood: Many Duplexes surrounding

RELATIONSHIP TO EXISTING ZONING PATTERN:

1. Would proposed change create a small, isolated district unrelated to surrounding districts?
   No
2. Are there substantial reasons why the property cannot be used in accord with existing zoning?
   If yes, explain:

CONFORMANCE WITH COMPREHENSIVE PLAN:

1. Consistent with Development Policies? Yes
2. Consistent with Future Land Use Map? Yes

TRAFFIC CONDITIONS:

1. Street(s) with Access to Property: Connecticut
2. Classification of Street(s):
   Arterial_____ Collector_____ Local _____
3. Right-of-Way Width: _____
4. Will turning movements caused by the proposed use create an undue traffic hazard?
   possibility that we will need a split to Backup

IS PLATTING OR REPLATTING REQUIRED IN ORDER TO PROVIDE FOR:

1. Appropriately Sized Lots? Lots are appropriately Sized
2. Properly Sized Street Right-of-Way? N/A
3. Drainage Easements? N/A
4. Utility Easements:
   Electricity? All utilities present
   Gas? _____
   Sewers? _____
   Water? _____
5. Additional Comments: _____

UNIQUE CHARACTERISTIC OF PROPERTY AND/OR ADDITIONAL COMMENT:

THE FOLLOWING MUST ACCOMPANY YOUR APPLICATION:

1. One copy of a legal description of the property proposed to be rezoned from a deed or certified survey.
2. One copy of a statement describing the reasoning for the rezoning, the impact of the proposed change, including any traffic conditions that may result; any danger from fire hazards; how the proposed change may affect the character of the surrounding properties; and how the proposed change will benefit the City of Joplin.
3. Owner Affidavit, if applicant applying for the rezoning is not the owner of the property be rezoned

SIGNATURE: [signature] DATE: 1/14/21

EMAIL: jmayberry@mayberryconstruction.com

TITLE: Owner

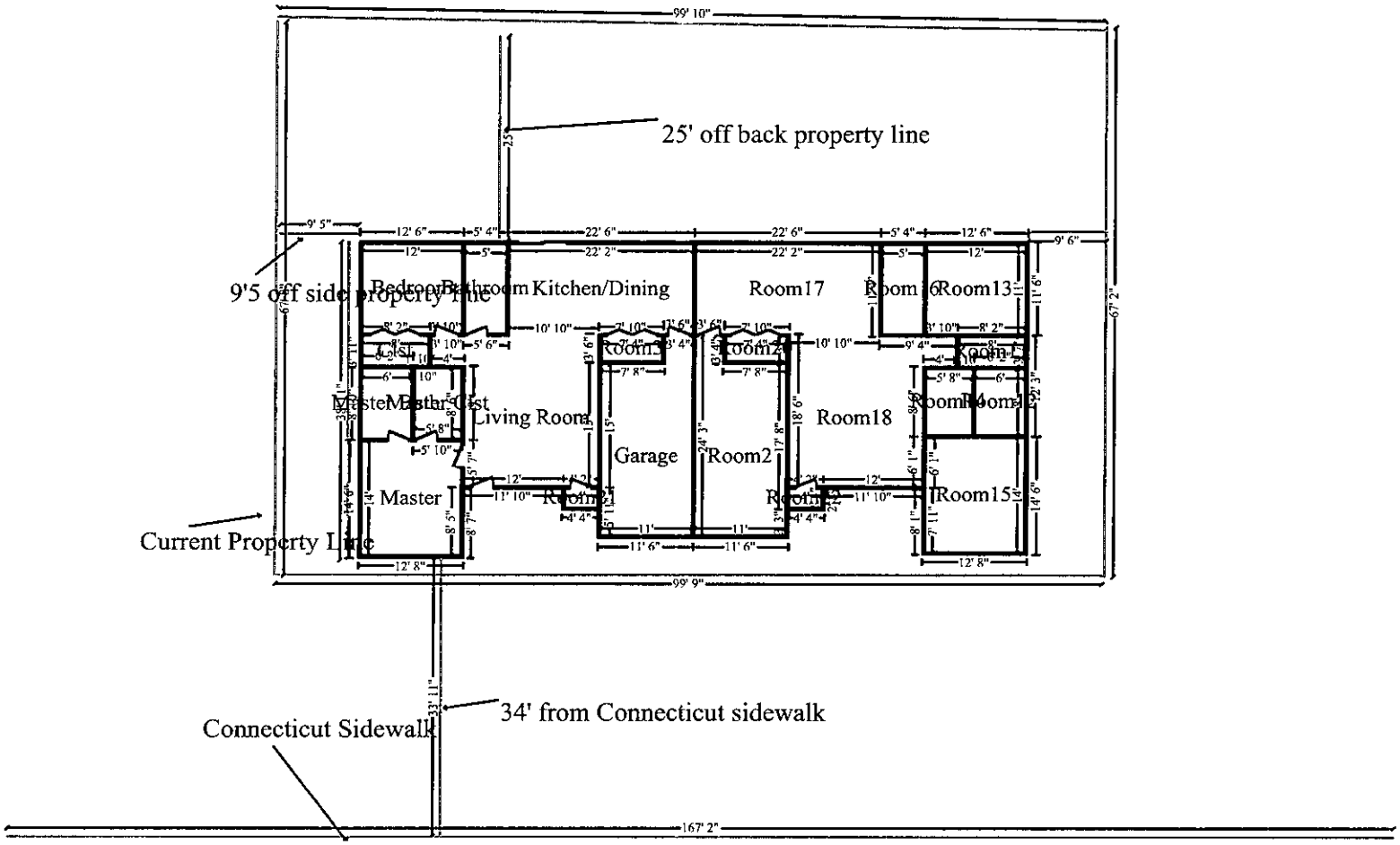
99' 10"
25' off back property line
9' 5"
12' 6"
5' 4"
22' 6"
22' 6"
5' 4"
12' 6"
9' 6"
9'5 off side property line
Bedroom
Bathroom
Kitchen/Dining
Room17
Room16
Room13
Room12
Room11
Master Bath
Closet
Living Room
Garage
Room2
Room18
Room14
Master
Room1
Room15
Current Property Line
12' 8"
99' 9"
67' 2"
34' from Connecticut sidewalk
Connecticut Sidewalk
167' 2"
N

Level 2

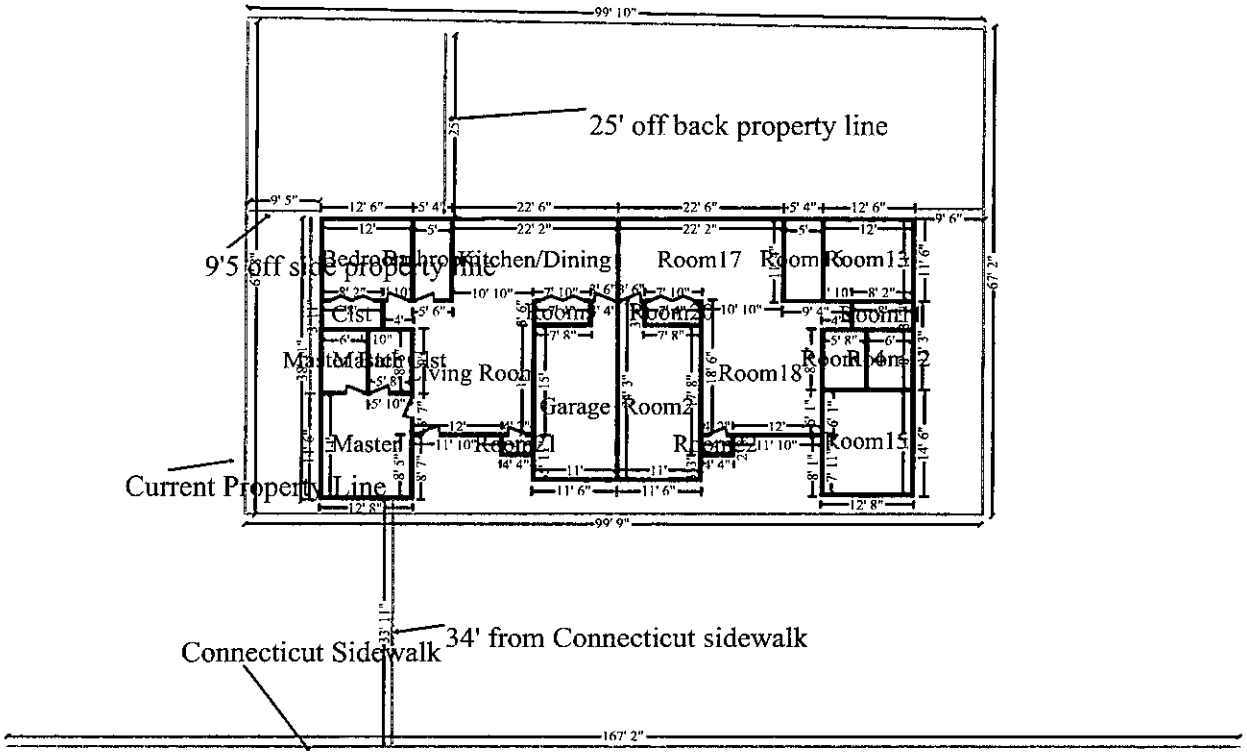
25' off back property line
9'5 off side property line
Current Property Line
34' from Connecticut sidewalk
Connecticut Sidewalk
Kitchen/Dining
Room17
Room18
Garage
Room2
Room15
Room13
Room14
Room12
Room16
Master
Master Bath
Living Room
Bedroom
Bathroom
Closet
99' 10"
99' 9"
67' 2"
167' 2"

N

Level 2

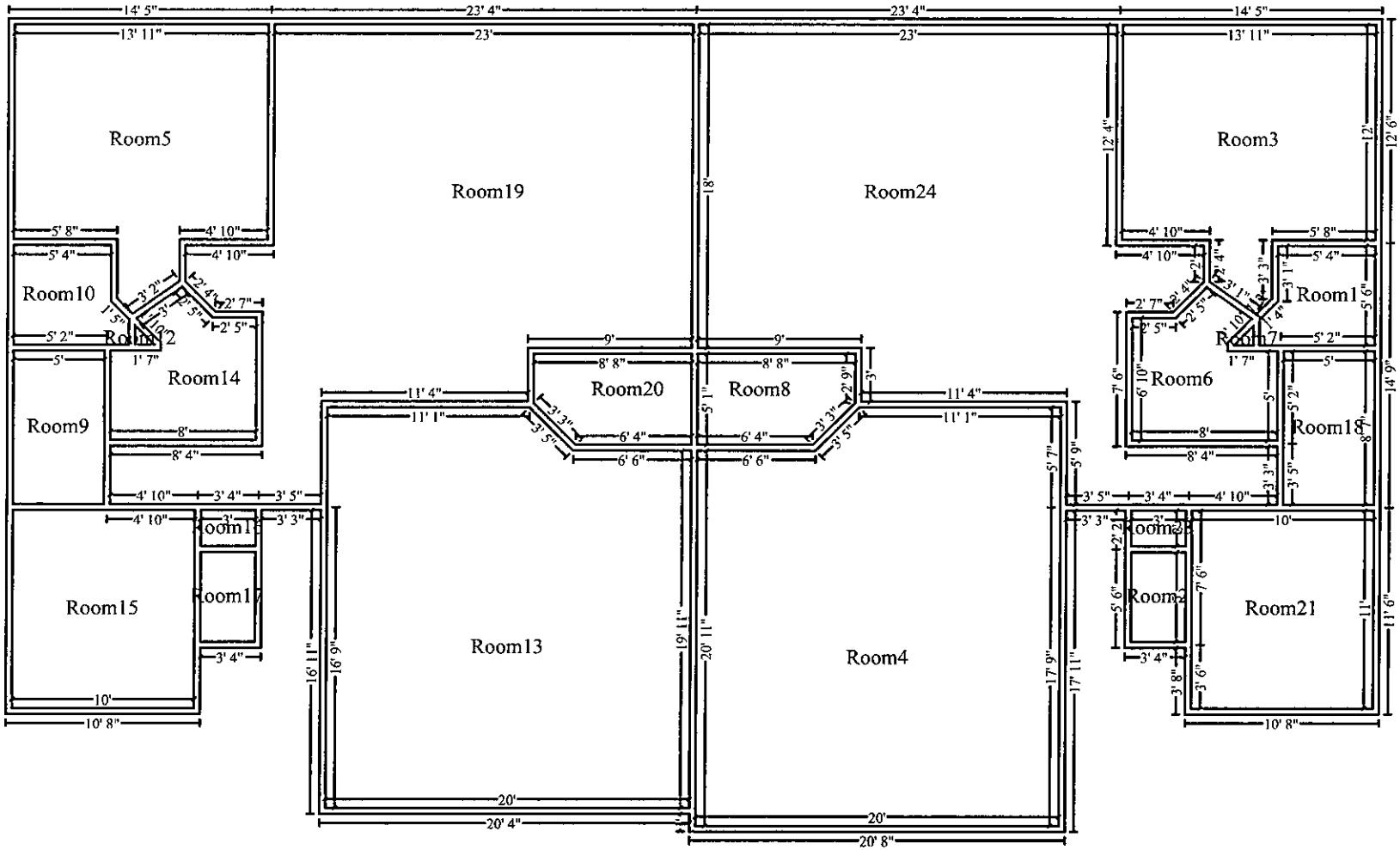
Room5
Room19
Room24
Room3
Room10
Room12
Room14
Room9
Room20
Room8
Room6
Room7
Room1
Room18
Room16
Room17
Room15
Room13
Room4
Room2
Room21
N

Main Level

# REZONING APPLICATION FORM

Return Form to:
Planning / Community Development Specialist
Joplin City Hall
602 South Main Street
Joplin, Missouri 64801
417-624-0820 Ext. 511
FAX 417-625-4738

For Office Use Only

Case No.: 012-21
Filing Fee: $550.00
Date Advertised:
Date Notices Sent
Public Hearing Date: 3-8-21

APPLICANT: Mayberry Rentals PHONE: 417 434 1070
ADDRESS: 2024 E 32nd ZIP: 64804

OWNER: Mayberry Rentals SAME PHONE:
ADDRESS: ZIP:

LOCATION/ADDRESS OF PROPERTY: 1721 Connecticut, Joplin 64804

Present Zoning R1 Requested Zoning: R2 Acreage: .16
Present Use of Property: Empty Lot

SURROUNDING LAND USE AND ZONING:

| | Land Use | Zoning |
|---|---|---|
| North | R1 requesting R2 | will be Duplex |
| South | R1 requesting R2 | will be Duplex |
| East | R1 | Single family |
| West | R2 | Duplexes |

Character of the Neighborhood: There are many duplexes in this neighborhood, Library just south

RELATIONSHIP TO EXISTING ZONING PATTERN:

1. Would proposed change create a small, isolated district unrelated to surrounding districts?
   No
2. Are there substantial reasons why the property cannot be used in accord with existing zoning?
   If yes, explain:

CONFORMANCE WITH COMPREHENSIVE PLAN:

1. Consistent with Development Policies? Yes.
2. Consistent with Future Land Use Map? Yes

TRAFFIC CONDITIONS:

1. Street(s) with Access to Property: Connecticut
2. Classification of Street(s):
   Arterial _____ Collector _____ Local _____
3. Right-of-Way Width: _____
4. Will turning movements caused by the proposed use create an undue traffic hazard?
   possible need for back up area on Property

IS PLATTING OR REPLATTING REQUIRED IN ORDER TO PROVIDE FOR:

1. Appropriately Sized Lots? Lots are appropriately sized
2. Properly Sized Street Right-of-Way? Right of way ok
3. Drainage Easements? All ok
4. Utility Easements:
   Electricity? All utilities present
   Gas? All utilities present
   Sewers? All utilities present
   Water? All utilities present
5. Additional Comments: _____

UNIQUE CHARACTERISTIC OF PROPERTY AND/OR ADDITIONAL COMMENT:

THE FOLLOWING **MUST** ACCOMPANY YOUR APPLICATION:

1. One copy of a legal description of the property proposed to be rezoned from a deed or certified survey.
2. One copy of a statement describing the reasoning for the rezoning, the impact of the proposed change, including any traffic conditions that may result; any danger from fire hazards; how the proposed change may affect the character of the surrounding properties; and how the proposed change will benefit the City of Joplin.
3. Owner Affidavit, if applicant applying for the rezoning is not the owner of the property be rezoned

SIGNATURE: _____ DATE: 1/14/21

EMAIL: jmayberry@mayberryconstruction.com

TITLE: Owner

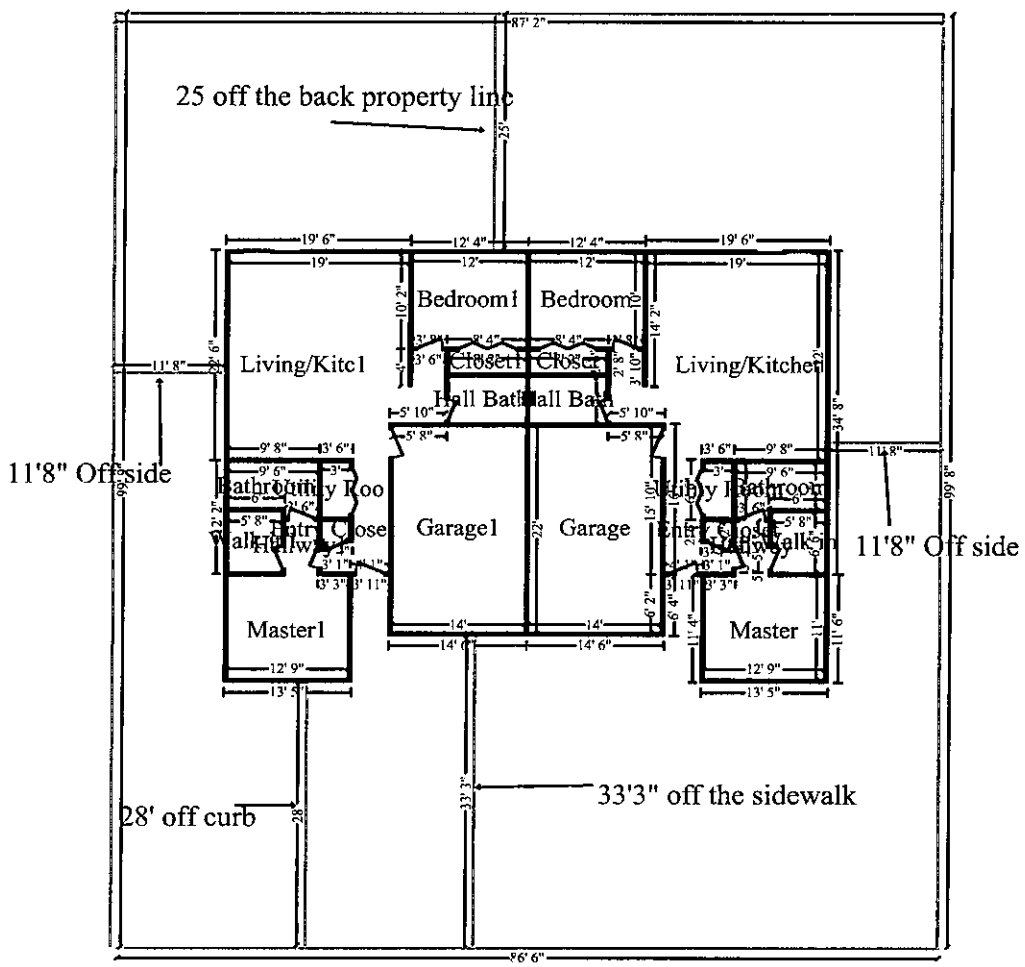
25 off the back property line
Bedroom1
Bedroom2
Living/Kitc1
Living/Kitchen2
Closet1
Closet
Hall Bath
Hall Bath
11'8" Off side
Bathroom
Utility Roo
Garage1
Garage
Utility
Bathroom
Entry
Closet
Hallway
Entry
Closet
Hallway
11'8" Off side
Master1
Master
28' off curb
33'3" off the sidewalk

N

Level 3

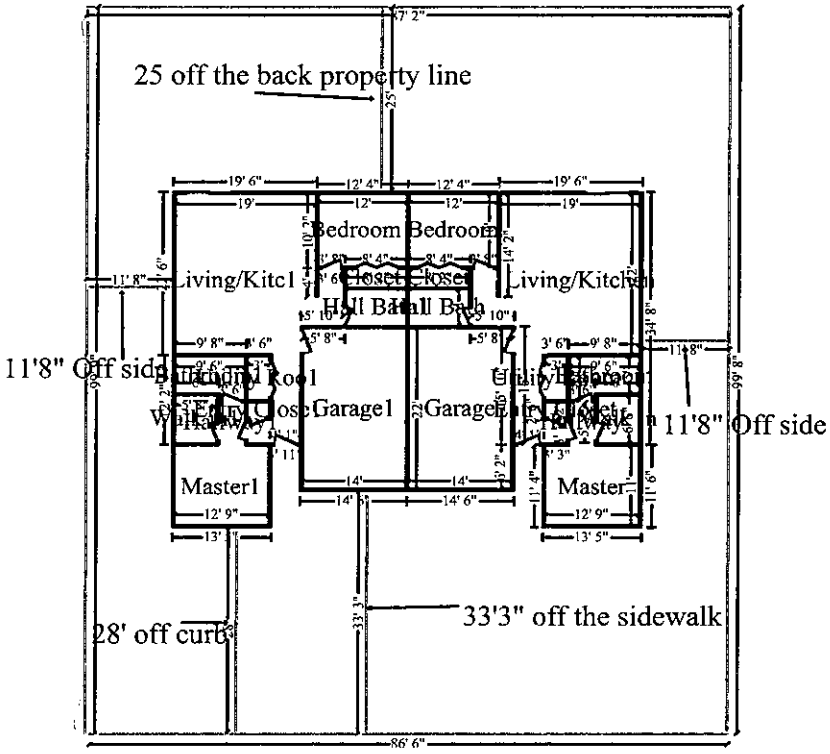
25 off the back property line
Bedroom
Bedroom
Living/Kitc1
Living/Kitchen
Hall Bath
Hall Bath
11'8" Off side
Garage1
Garage1
11'8" Off side
Master1
Master
28' off curb
33'3" off the sidewalk
86' 6"

N

Level 3

# REZONING APPLICATION FORM

Return Form to:
Planning / Community Development Specialist
Joplin City Hall
602 South Main Street
Joplin, Missouri 64801
417-624-0820 Ext. 511
FAX 417-625-4738

For Office Use Only

Case No.: 012-21
Filing Fee: $550.00
Date Advertised:
Date Notices Sent
Public Hearing Date: 3-8-21

APPLICANT: Mayberry Construction PHONE:
ADDRESS: ZIP:

OWNER: PHONE:
ADDRESS: ZIP:

LOCATION/ADDRESS OF PROPERTY: 1725 S. Connecticut Ave Joplin MO 64804

Present Zoning R1 Requested Zoning: R-2 Acreage: .18
Present Use of Property: Empty lot

SURROUNDING LAND USE AND ZONING:

| | Land Use | Zoning |
|---|---|---|
| North | Duplex's | R-1 |
| South | Library | |
| East | Single family | R-1 |
| West | Duplex's | R-2 |

Character of the Neighborhood: There are duplex's on Both sides of connecticut in this area with the exception of the Library to the south

RELATIONSHIP TO EXISTING ZONING PATTERN:

1. Would proposed change create a small, isolated district unrelated to surrounding districts?
   No
2. Are there substantial reasons why the property cannot be used in accord with existing zoning? No
   If yes, explain:

CONFORMANCE WITH COMPREHENSIVE PLAN:

1. Consistent with Development Policies? Yes
2. Consistent with Future Land Use Map? Yes

TRAFFIC CONDITIONS:

1. Street(s) with Access to Property: Connecticut & 18th St
2. Classification of Street(s):
   Arterial_____ Collector_____ Local _____
3. Right-of-Way Width: _____
4. Will turning movements caused by the proposed use create an undue traffic hazard?
   No. We will have a back up area for our tenants.

IS PLATTING OR REPLATTING REQUIRED IN ORDER TO PROVIDE FOR:

1. Appropriately Sized Lots?_____
2. Properly Sized Street Right-of-Way?_____
3. Drainage Easements?_____
4. Utility Easements:
   - Electricity?_____
   - Gas?_____
   - Sewers?_____
   - Water?_____
5. Additional Comments:_____

UNIQUE CHARACTERISTIC OF PROPERTY AND/OR ADDITIONAL COMMENT:

THE FOLLOWING MUST ACCOMPANY YOUR APPLICATION:

1. One copy of a legal description of the property proposed to be rezoned from a deed or certified survey.
2. One copy of a statement describing the reasoning for the rezoning, the impact of the proposed change, including any traffic conditions that may result; any danger from fire hazards; how the proposed change may affect the character of the surrounding properties; and how the proposed change will benefit the City of Joplin.
3. Owner Affidavit, if applicant applying for the rezoning is not the owner of the property be rezoned

SIGNATURE: _____ DATE: 1-22-21

EMAIL: _____

TITLE: _____

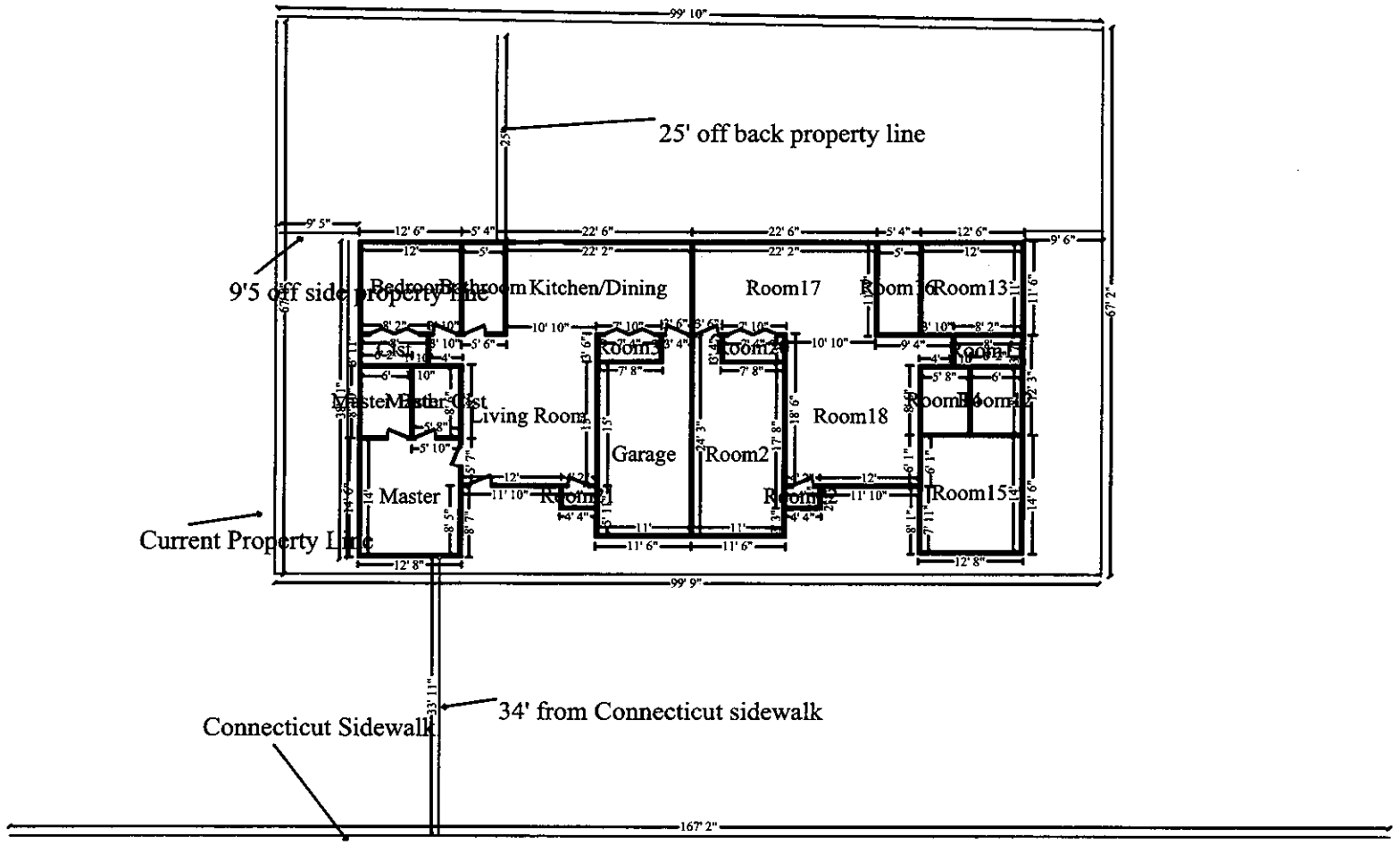
99' 10"
25' off back property line
9'5 off side property line
Bedroom
Bathroom
Kitchen/Dining
Room17
Room16
Room13
Room3
Room20
Room14
Master Bath
Master Closet
Living Room
Room18
Room19
Garage
Room2
Master
Room1
Room12
Room15
Current Property Line
99' 9"
34' from Connecticut sidewalk
Connecticut Sidewalk
167' 2"
N

Level 2

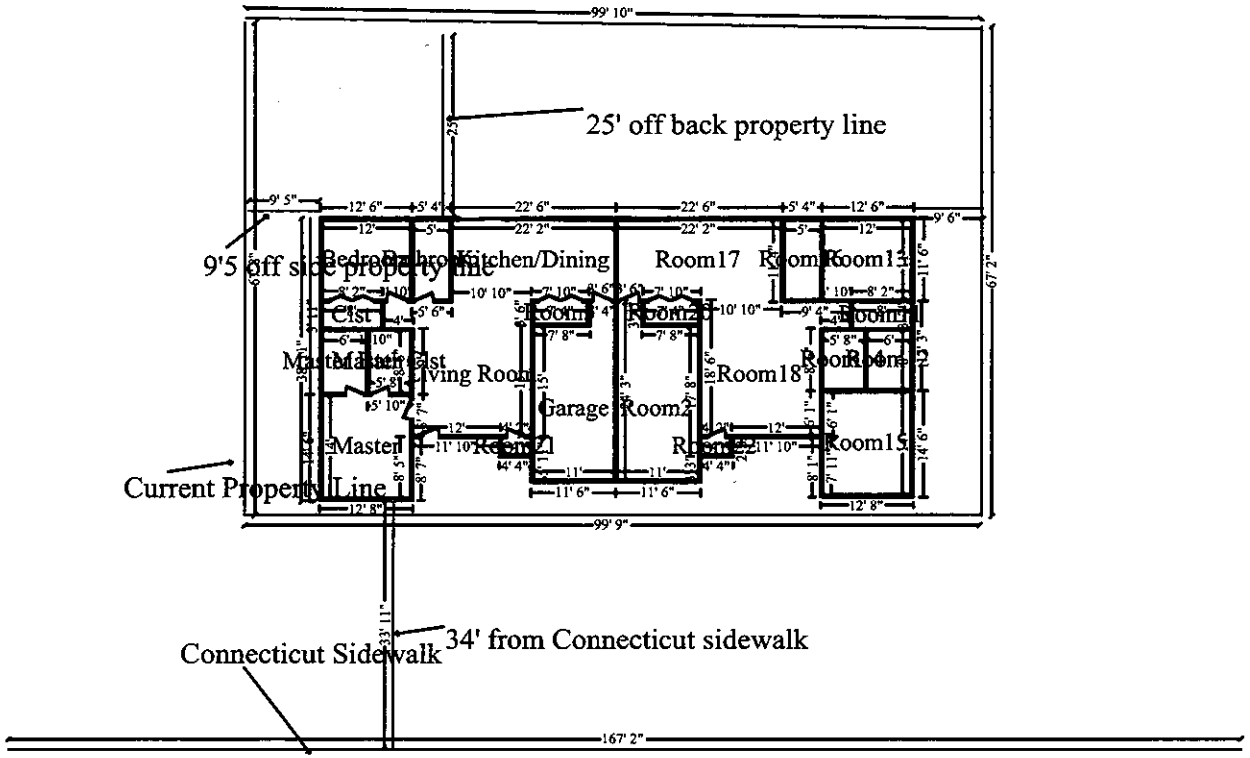
99' 10"
25' off back property line
9'5 off side property line
Kitchen/Dining
Room17
Room13
Room14
Room12
Room16
Master
Living Room
Room18
Garage
Room2
Room15
Current Property Line
99' 9"
34' from Connecticut sidewalk
Connecticut Sidewalk
167' 2"

N

Level 2

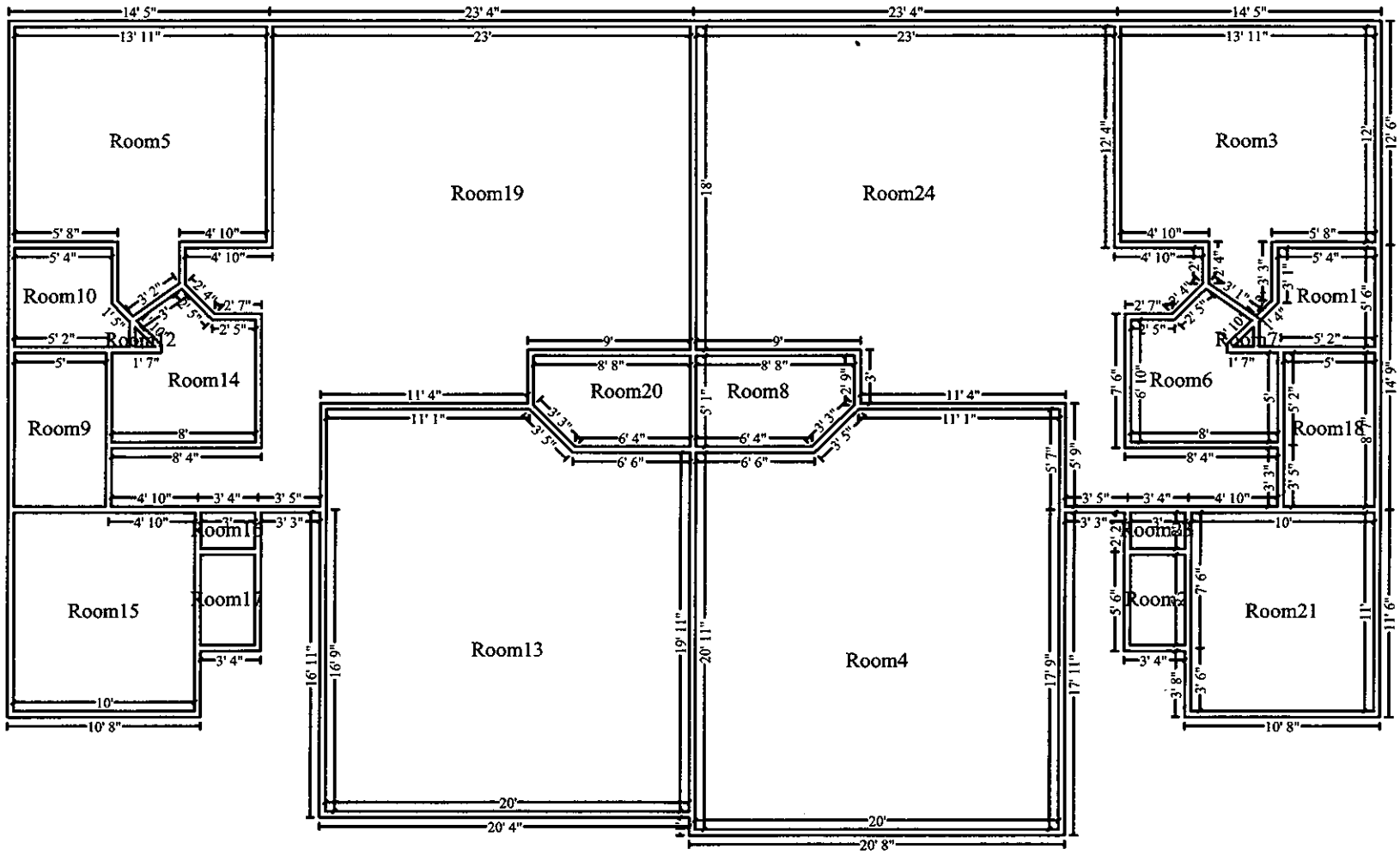
Room5
Room19
Room24
Room3
Room10
Room12
Room14
Room9
Room20
Room8
Room6
Room7
Room1
Room18
Room15
Room16
Room17
Room13
Room4
Room2
Room21
N

Main Level

# Case 012-21: 1717, 1721, and 1725 S. Connecticut Ave. - Rezoning

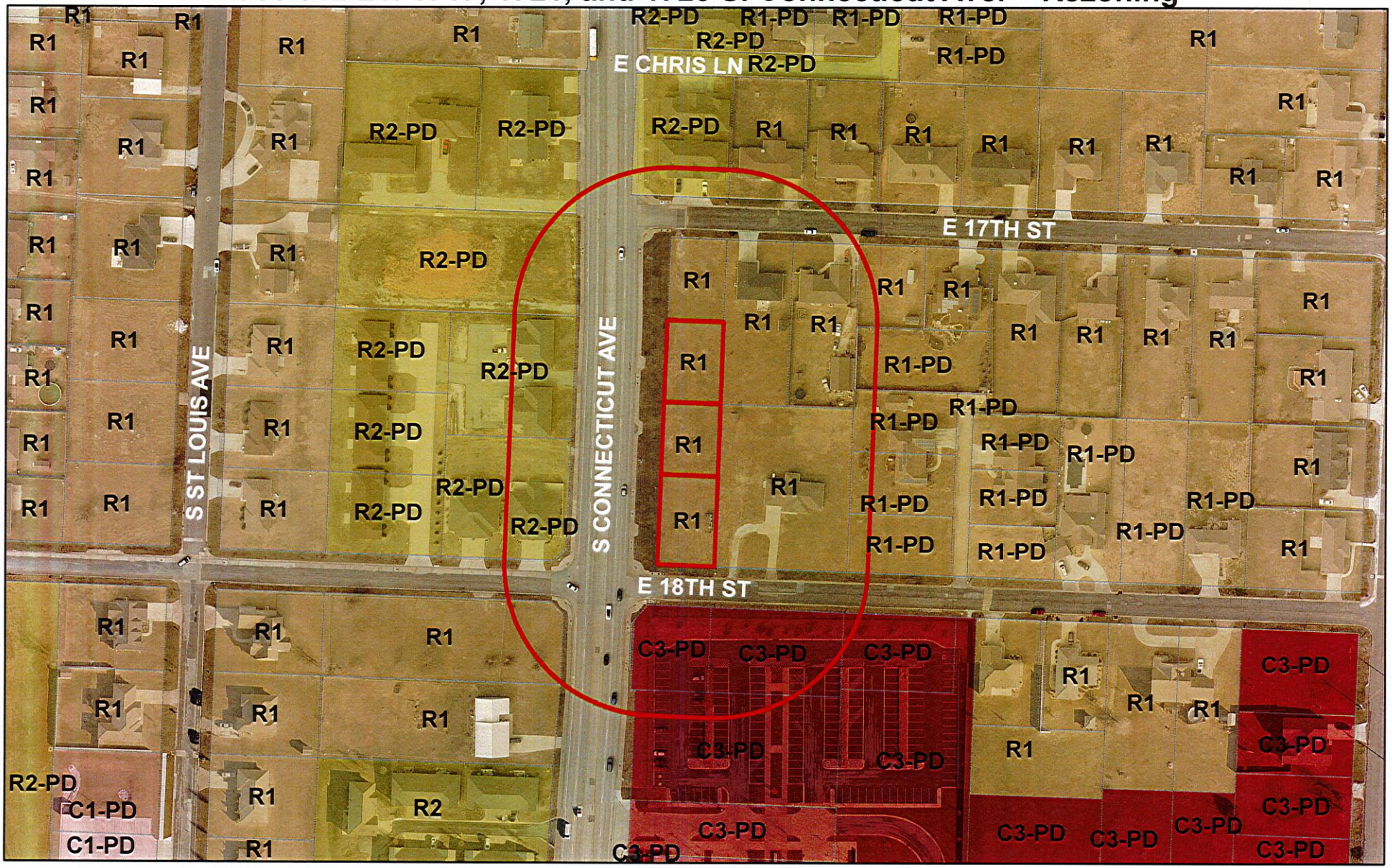


Case 012-21: 1717, 1721, and 1725 S. Connecticut Ave. - A request to remove from District R-1 (Single-family Residential) and include in District R-2 (Two-family Residential) for future residential development – Mayberry Rentals.

Joplin City Limits

0 85 170 340 510 680 Feet

N

P & Z Case 012-21
Mayberry Rentals
(P & Z Recommended Approval)

COUNCIL BILL NO. 2021-262 ORDINANCE NO.

AN ORDINANCE amending Ordinance No. 2004-256, passed by the Council of the City of Joplin, Missouri, November 15, 2004, by removing from District R-1 (Single Family Residential) and include in District R-2 (Two-family Residential) property as described below and located 1717, 1721, and 1725 S. Connecticut Ave, City of Joplin, Jasper County, Missouri.

NOW, THEREFORE, BE IT ORDAINED BY THE COUNCIL OF THE CITY OF JOPLIN, MISSOURI, as follows:

Section 1. Having referred the subject matter of this ordinance to the City Planning and Zoning Commission and having given at least fifteen days' notice of time and place of hearing on same by publication in the Joplin Globe, Ordinance No. 2004-256 is hereby amended by the following described property and including in District R-2:

All of Lot Numbered Seventy-two (72) EXCEPT the North 50 feet in BANKER'S THIRD ADDITION to the City of Joplin, Jasper County, Missouri, according to the recorded plat thereof, EXCEPT the West 50 feet taken for road right-of-way and all of the North Fifty (50) Feet of Lot Numbered Seventy-two (72) in BANKER'S THIRD ADDITION to the City of Joplin, Jasper County, Missouri, according to the recorded Plat thereof, EXCEPT the West 50 feet taken for road right-of-way and all of the South 12 feet of Lot Numbered Seventy-three (73) in BANKER'S THIRD ADDITION to the City of Joplin, Jasper County, Missouri, according to the recorded plat thereof, EXCEPT the West 50 feet taken for road right-of-way, AND EXCEPT the East 12 feet thereof for alley and all of Lot Numbered Seventy-three (73) EXCEPT the South 12 feet in BANKER'S THIRD ADDITION to the City of Joplin, Jasper County, Missouri, according to the recorded plat thereof, EXCEPT the West 50 feet taken for road right-of-way, AND EXCEPT the East 12 feet thereof for alley and all of Lot Numbered Seventy-four (74) in BANKER'S THIRD ADDITION to the City of Joplin, Jasper County, Missouri, according to the recorded plat thereof, EXCEPT the West 50 feet taken for road right-of-way, AND EXCEPT the East 12 feet thereof for alley.

Section 2. That the City Clerk is hereby ordered to file this ordinance with the Zoning District Map maintained in her office and to note the changes herein provided thereon.

PASSED BY THE COUNCIL OF THE CITY OF JOPLIN, MISSOURI, this the _____ day of_____, 2021, by a vote of _____.

_____
Ryan D. Stanley, Mayor

ATTEST:

_____
Barbara J. Gollhofer, City Clerk

APPROVED AS TO FORM:

_____

Peter C. Edwards, City Attorney

**CITY OF JOPLIN**
**COUNCIL AGENDA ITEM**

**ITEM:**
CB 2021-263-Rezone to District R-2

**MEETING DATE:**
April 5, 2021

**ORIGINATING DEPARTMENT:**
Planning, Development and Neighborhood Services

**REVIEWED BY:**
Director of Planning, Development & Neighborhood Services-Troy Bolander, Director of Finance-Leslie Haase, City Attorney- Peter Edwards, City Manager Nicholas Edwards.

**SUMMARY REQUEST:**
Case 013-21: Approximately 800' North and 300' West of the intersection of N. St. Louis Ave. and E. Fountain Rd. - A request to remove from District R-1 (Single-family Residential) and include in District R-2 (Two-family Residential) for future residential development – Mayberry Rentals.

**BACKGROUND:**
The change in zoning to R-2 will not be detrimental to nearby property. The R-2 district is one the most protected districts with very few allowable uses. Rezoning to a district that allows for much less intense developments will not have a detrimental effect on nearby property. As St. Louis Ave. is a collector-level street, single-family zoning and uses are typically inappropriate in a context like this.

**PLANNING & ZONING COMMISSION TESTIMONY:**
Jake Mayberry, 1235 John Duffy, Joplin, MO., same story here. It is depending on the retention plan that our engineers draw up. I am uncertain about how many duplexes that we are planning to put in. Possibility of two private drives into it and three rows of duplexes. Possibility of 1 down the middle and the other two rows we are uncertain about right now because of how much ground we have to take up with the retention.

**PUBLIC COMMENT;**
None.

**FUNDING SOURCE:**
These payments are included in the FY 2020-21 budget of the Community Planning Fund.

**RECOMMENDATIONS**:
Staff recommends approval for Case 013-21.
Planning & Zoning Commission recommends approval for Case 013-21 (6 Favor, 0 Nays, 1 Absent)

**ATTACHMENTS**
CB 2021-263, Staff Planning Report, P&Z Commission Minutes

CB 2021-263

Case 013-21: Approximately 800' North and 300' West of the intersection of N. St. Louis Ave. and E. Fountain Rd. - A request to remove from District R-1 (Single-family Residential) and include in District R-2 (Two-family Residential) for future residential development – Mayberry Rentals.

Jake Mayberry, 1235 John Duffy, Joplin, MO., same story here. It is depending on the retention plan that our engineers draw up. I am uncertain about how many duplexes that we are planning to put in. Possibility of two private drives into it and three rows of duplexes. Possibility of 1 down the middle and the other two rows we are uncertain about right now because of how much ground we have to take up with the retention.

Mr. Ramsour asked if the commissioners had any questions for Mr. Mayberry? They did not. Mr. Ramsour asked if there was anyone in the audience who would like to speak in favor of this case? There was not. Mr. Ramsour asked if there was anyone in the audience who would like to speak in opposition to this case? There was not.

Mr. Ramsour presented two (2) written Petition of Protest from Allen and Linda Wilson, 1533 Prairie Flower Rd., Joplin, MO and Larry and Paula Kamler, 1331 E Fountain Rd. Joplin, MO.

**MS. BRUCKNER-SEARS MOVED, SECONDED BY MR. KIMBLE THAT CASE 013-21 BE FORWARDED TO THE CITY COUNCIL WITH RECOMMENDATION FOR APPROVAL. MOTION CARRIED, WITH MR. RAMSOUR, MS. BRUCKNER-SEARS, MR. MCCULLOUGH, MR. EASTMAN, MR. KIMBLE, AND MS. PHILLIPS VOTING "AYE". (6 IN FAVOR, 1 ABSENT)**

Z&P Meeting: March 8, 2021
City Council Meeting: April 5, 2021

# STAFF PLANNING REPORT
## Rezoning

**CASE 013-21** A request to remove from District R-1 (Single-family Residential) and include in District R-2 (Two-family Residential) for future residential development

**LOCATION** Approximately 800' North and 300' West of the intersection of N. St. Louis Ave. and E. Fountain Rd.

**APPLICANT** Mayberry Rentals

---

### EXISTING CONDITIONS

| Zoning | Land Use | Property Size |
|---|---|---|
| R-1 | Vacant | Approx. 4.8 acres |

### SITE CONTEXT

| | North | East | South | West |
|---|---|---|---|---|
| Existing Zoning | M-1-PD | Out of City Limits | M-1-PD | M-1-PD |
| Land Use | Single-family Residential | Single-family Residential | Single-family Residential | Vacant |

### FUTURE LAND USE

Joplin's Future Land Use Map shows this property as future low-density residential.

### TRANSPORTATION

| Streets with access | Classification | Right-of-way width |
|---|---|---|
| N. St. Louis Ave. | Collector | 60' |

### UTILITIES

Utilities in place.

### FLOOD PLAIN

This property is not in the flood plain.

---

**STAFF ANALYSIS**

**CONSISTENT WITH DEVELOPMENT POLICIES OF THE COMPREHENSIVE PLAN?**

The request is consistent with the comprehensive plan and the Future Land Use Map. Two-family residential and the R-2 zone maintain low-density characteristics.

**THE SUITABILITY OF THE SUBJECT PROPERTY FOR THE USES TO WHICH IT HAS BEEN RESTRICTED**

The current zoning of R-1 is somewhat suitable for this property. As St. Louis Ave. is a collector-level street, single-family zoning and uses are typically inappropriate in a context like this. In addition, this tract is likely too small to be subdivided into a feasible neighborhood without having more property.

**THE EXTENT THAT THE ZONING CHANGE WILL DETRIMENTALLY AFFECT NEARBY PROPERTY**

The change in zoning to R-2 will not be detrimental to nearby property. The R-2 district is one the most protected districts with very few allowable uses. Rezoning to a district that allows for much less intense developments will not have a detrimental effect on nearby property. Additionally, the nearby properties currently zoned M-1-PD could be host to much more intense uses than those found in R-2.

**DISCUSSION**

This request is compatible with the Comprehensive Plan and Future Land Use Map and the zoning requested is appropriate for the area. Nearby properties will not be affected by the change. Two-family residential is a much less intense use of property than those allowed in M-1-PD, which the neighboring properties are zoned as.

*Staff recommends approval of Case 013-21.*

**ATTACHMENTS**

- Application
- Map

# REZONING APPLICATION FORM

RECEIVED 1-27-21

Return Form to:
Planning / Community Development Specialist
Joplin City Hall
602 South Main Street
Joplin, Missouri 64801
417-624-0820 Ext. 511
FAX 417-625-4738

For Office Use Only

Case No.: 013-21
Filing Fee: $550.00
Date Advertised: 2-21-21
Date Notices Sent 2-22-21
Public Hearing Date: 3-8-21

---

APPLICANT: Mayberry Rentals PHONE: 417 434 1070
ADDRESS: 2024 E 32nd St Joplin, MO ZIP: 64804

OWNER: Mayberry Rentals PHONE: 417 434 1070
ADDRESS: 2024 E 32nd St. Joplin, MO ZIP: 64804

LOCATION/ADDRESS OF PROPERTY: N. St Louis St.
Parcel ID 16602300000019001 Alt. ID 35-017680-1000

Present Zoning R1 Requested Zoning: R2 Acreage: 4.79
Present Use of Property: Vacant, Empty Lot

SURROUNDING LAND USE AND ZONING:

| | Land Use | Zoning |
|---|---|---|
| North | Residential | R1 |
| South | Residential | R1 |
| East | Residential (Webb City City Limits) | R1 |
| West | Rural Ag | R1 |

Character of the Neighborhood: It is all residential. There is an assisted living complex to the north and housing developments

RELATIONSHIP TO EXISTING ZONING PATTERN:

1. Would proposed change create a small, isolated district unrelated to surrounding districts?
   No
2. Are there substantial reasons why the property cannot be used in accord with existing zoning?
   If yes, explain: There is no reason why we can't use it for R-1 ~~other~~ but we want to put duplexes on it as a rental property

CONFORMANCE WITH COMPREHENSIVE PLAN:

1. Consistent with Development Policies? Yes
2. Consistent with Future Land Use Map? Yes

TRAFFIC CONDITIONS:

1. Street(s) with Access to Property: Prairie Flower Rd.
2. Classification of Street(s):
   Arterial_____ Collector_____ Local X
3. Right-of-Way Width: _____
4. Will turning movements caused by the proposed use create an undue traffic hazard?
   _____

IS PLATTING OR REPLATTING REQUIRED IN ORDER TO PROVIDE FOR:

1. Appropriately Sized Lots?_____
2. Properly Sized Street Right-of-Way?_____
3. Drainage Easements?_____
4. Utility Easements:
   - Electricity?_____
   - Gas?_____
   - Sewers?_____
   - Water?_____
5. Additional Comments:_____

UNIQUE CHARACTERISTIC OF PROPERTY AND/OR ADDITIONAL COMMENT:

_____

THE FOLLOWING **MUST** ACCOMPANY YOUR APPLICATION:

1. One copy of a legal description of the property proposed to be rezoned from a deed or certified survey.
2. One copy of a statement describing the reasoning for the rezoning, the impact of the proposed change, including any traffic conditions that may result; any danger from fire hazards; how the proposed change may affect the character of the surrounding properties; and how the proposed change will benefit the City of Joplin.
3. Owner Affidavit, if applicant applying for the rezoning is not the owner of the property be rezoned

SIGNATURE: _____ DATE: 1/27/2021

EMAIL: jamayberry@mayberryconstruction.com

TITLE: _____

Reason for Rezoning

We applying to have this lot rezoned so that we can put duplexes on it. It is zoned R-1 and we are wanting to rezone it R2. The lot is 4.79 acres so there is room for duplexes instead of single family homes and just north of the lot there is housing developments and an assisted living center. Just north of the housing developments is the City of Joplin airpark business center. We believe the rezoning will not affect the surrounding area in a negative way, but will add quality affordable housing to the area and develop the lot in a way that will be appealing. We do not foresee any problems with traffic or right of ways with this rezoning.

Mayberry Rentals LLC

# Case 013-21: Approximately 800' North and 300' West of the intersection of N. St. Louis Ave. and E. Fountain Rd.

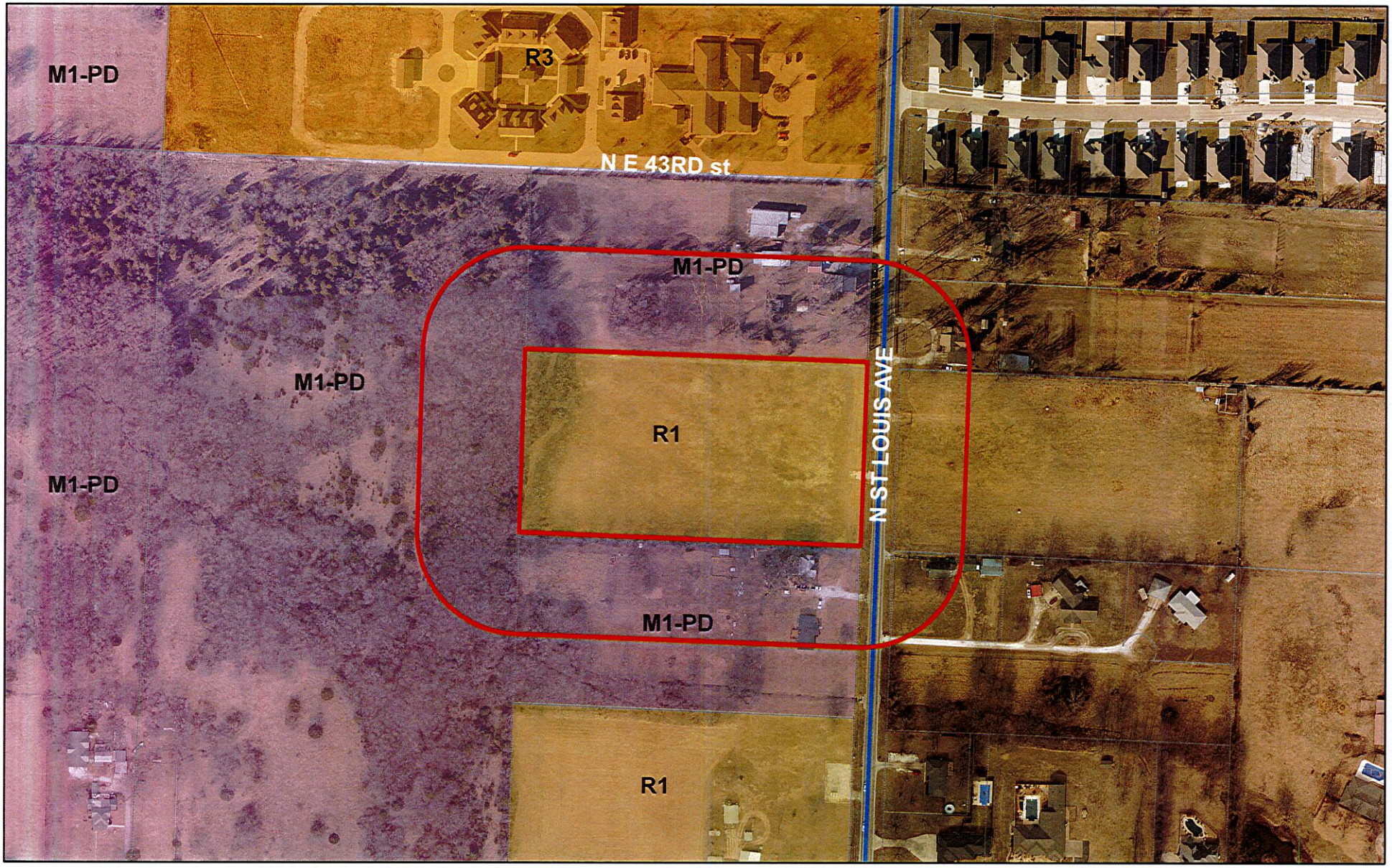


Case 013-21: Approximately 800' North and 300' West of the intersection of N. St. Louis Ave. and E. Fountain Rd. - A request to remove from District R-1 (Single-family Residential) and include in District R-2 (Two-family Residential) for future residential development – Mayberry Rentals.

Joplin City Limits

0 125 250 500 750 1,000 Feet

N

P & Z Case 013-21
Mayberry Rentals
(P & Z Recommended Approval)

COUNCIL BILL NO. 2021-263 ORDINANCE NO.

AN ORDINANCE amending Ordinance No. 2004-256, passed by the Council of the City of Joplin, Missouri, November 15, 2004, by removing from District R-1 (Single Family Residential) and include in District R-2 (Two-family Residential) property as described below and located approximately 800' North and 300' West of the intersection of N. St. Louis Ave. and E. Fountain Rd. City of Joplin, Jasper County, Missouri.

NOW, THEREFORE, BE IT ORDAINED BY THE COUNCIL OF THE CITY OF JOPLIN, MISSOURI, as follows:

Section 1. Having referred the subject matter of this ordinance to the City Planning and Zoning Commission and having given at least fifteen days' notice of time and place of hearing on same by publication in the Joplin Globe, Ordinance No. 2004-256 is hereby amended by the following described property and including in District R-2:

All of the South One-half of the Northeast Quarter of the Southeast Quarter of the Southeast Quarter of Section 23, Township 28, Range 33, in the City of Joplin, Jasper County, Missouri, EXCEPT that part taken off the East side thereof for St. Louis Ave., more generally described as approximately 800' North and 300' West of the intersection of N. St. Louis Ave. and E. Fountain Rd.

Section 2. That the City Clerk is hereby ordered to file this ordinance with the Zoning District Map maintained in her office and to note the changes herein provided thereon.

PASSED BY THE COUNCIL OF THE CITY OF JOPLIN, MISSOURI, this the _____ day of_____, 2021, by a vote of _____.

_____
Ryan D. Stanley, Mayor

ATTEST:

_____
Barbara J. Gollhofer, City Clerk

APPROVED AS TO FORM:

_____
Peter C. Edwards, City Attorney

**CITY OF JOPLIN**
**COUNCIL AGENDA ITEM**

**ITEM:**
CB 2021-264-Street Vacation

**MEETING DATE:**
April 5, 2021

**ORIGINATING DEPARTMENT:**
Planning, Development and Neighborhood Services

**REVIEWED BY:**
Director of Planning, Development & Neighborhood Services-Troy Bolander, Director of Finance-Leslie Haase, City Attorney- Peter Edwards, City Manager- Nicholas Edwards.

**SUMMARY REQUEST:**
Case 014-21: Approximately 240' East and 350' North of the intersection of E. 32nd St. and S. Prosperity Ave. - A request to vacate approximately 400' of street right-of-way extending North from E. 32nd St. – City of Joplin

**BACKGROUND:**
This vacation is being sought to resolve an issue with the titling of this property. A prior plat that did away with this portion of right-of-way was inexplicably not accepted by the property owner's title insurance company as they require an ordinance of vacation, not just a plat.

**PLANNING & ZONING COMMISSION TESTIMONY:**
Troy Bolander, 602 S Main, Joplin, MO. If you tried to find this easement there is a QuikTrip sitting on top of it. We received the plans and survey they apparently left out the old right of way that has not recently been use. It is a cleanup for the title company.

**PUBLIC COMMENT;**
None.

**FUNDING SOURCE**
These payments are included in the FY 2020-21 budget of the Community Planning Fund.

**RECOMMENDATION:**
Planning & Zoning Commission recommends approval, 6 in favor, 0 Nays, 1 Absent.
Staff recommends approval of Case 014-21.

**ATTACHMENTS**
CB 2021- 264, Staff Planning Report, P&Z Commission Minutes

CB 2021-264

Case 014-21: Approximately 240' East and 350' North of the intersection of E. 32nd St. and S. Prosperity Ave. - A request to vacate approximately 400' of street right-of-way extending North from E. 32nd St. – City of Joplin

Troy Bolander, 602 S Main, Joplin, MO. If you tried to find this easement there is a QuikTrip sitting on top of it. We received the plans and survey they apparently left out the old right of way that has not recently been use. It is a cleanup for the title company.

Mr. Ramsour asked if the commissioners had any questions for Mr. Bolander? They did not. Mr. Ramsour asked if there was anyone in the audience who would like to speak in favor of this case? There was not. Mr. Ramsour asked if there was anyone in the audience who would like to speak in opposition to this case? There was not.

**MR. KIMBLE MOVED, SECONDED BY MR. EASTMAN THAT CASE 014-21 BE FORWARDED TO THE CITY COUNCIL WITH RECOMMENDATION FOR APPROVAL. MOTION CARRIED, WITH MR. RAMSOUR, MS. BRUCKNER-SEARS, MR. MCCULLOUGH, MR. EASTMAN, MR. KIMBLE, AND MS. PHILLIPS VOTING "AYE". (6 IN FAVOR, 1 ABSENT)**

Z&P Meeting: March 8, 2021
City Council Meeting: April 5, 2021

# STAFF PLANNING REPORT
## Vacation

**CASE 014-21** A request to vacate approximately 400' of street right-of-way extending North from E. 32nd St.

**APPLICANT** City of Joplin

**REPRESENTATIVE** Keegan Stanton & Troy Bolander

**LOCATION** Approximately 240' East and 350' North of the intersection of E. 32nd St. and S. Prosperity Ave.

---

**EXISTING CONDITIONS**

| Easement Type(s) | Easement Size |
|---|---|
| Street Right-of-Way | Approximately 400' x 50' |

**REASON FOR VACATION**

The City of Joplin is applying for this vacation to remove excess right-of-way that is not in use by County Rd. 200.

**UTILITIES CURRENTLY LOCATED IN THE RIGHT-OF-WAY?**

Utilities are not currently in the Right-of-Way. Rerouting of utilities is not required to maintain current services to adjoining properties.

**UTILITIES PLANNED TO LOCATE IN THE RIGHT-OF-WAY?**

No plans for new utilities to be located in the right-of-way.

**DISCUSSION**

This vacation is being sought to resolve an issue with the titling of this property. A prior plat that did away with this portion of right-of-way was inexplicably not accepted by the property owner's title insurance company as they require an ordinance of vacation, not just a plat.

*Staff recommends approval of Case 014-21.*

**ENCLOSURES**

- Application
- Map

CITY OF JOPLIN

APPLICATION FOR VACATION OF STREET OR RESERVATION

Return Form and Attachments to:
Planning / Community Development Specialist
Joplin City Hall
602 South Main Street
Joplin, Missouri 64801
417-624-0820 Ext. 511
FAX 417-625-4738

For Office Use Only

Case No.: 014-21
Filing Fee: ~~$550.00~~
Date Advertised: 2-21-21
Date Notices Sent 2-22-21
Public Hearing Date: 3-9-21

I. Applicant Name: City of Joplin Phone: 417-624-0820

If more than one property applicant, please submit additional names, address and phone numbers on attached sheet(s)

Address: 602 S. Main St. Zip: 64804

II. Type of vacation requested (check one):

Street Vacation ✓

Alley Vacation_____

Utility Vacation_____

Other (Please specify)_____

III. Please indicate below the extent to which the following standards are met, in the applicant's opinion.

1. Private rights will not be injured or endangered by the vacation. Correct.

2. The vacation will not cause the public to suffer a loss or inconvenience. Correct.

3. In justice to the applicant(s) the vacation should be granted. Correct.

IV. Required Attachments:

1. Legal description of the street, alley, or utility easement to be vacated from a deed of record or certified survey. Digital copies are acceptable. Must be legible.

2. Survey or such other drawing acceptable to the Planning / Community Development Manager depicting the street, alley or public reservation sought to be vacated and the properties and property ownerships surrounding said street, alley or public reservation.

3. Affidavit(s) from each owner of land adjoining said area that is proposed to be vacated, whom are not listed as an applicant, indicating their consent to the vacation.

4. Completed Utility Comments forms from the following utility companies indicating their consent to vacate the easement. The following companies must be contacted, and their consent received, before the Public Hearing can take place.

| Utility | Contact | Email | Phone |
|---|---|---|---|
| **AT&T** | **Kenny Kenworthy** | **kk7429@att.com** | **417-625-8092** |
| Missouri American Water | Andrew Holderness | andrew.holderness@amwater.com | 417-623-0676 x1009 |
| **Liberty Utilities (Power)** | **Jeff Lebeda** | **jeff.lebeda@libertyutilities.com** | **417-625-6159** |
| Republic Services (Trash) | | | (800) 431-1507 |
| **Cable One/Sparklight** | **Keri Bledsoe** | **keri.bledsoe@sparklight.biz** | |
| Spire Energy (Gas)* | Ken Stegall | ken.stegall@spireenergy.com | |
| **Spire Energy (Gas)*** | **Mandy Butkovich** | **mandy.butkovich@spireenergy.com** | **816-472-3767** |
| City Sanitary Sewer | Chris Parker | cparker@joplinmo.org | 417-624-0820 x584 |
| **City Stormwater** | **Steven Martinez** | **smartine@joplinmo.org** | **417-624-0820 x531** |

*Must contact BOTH contacts at Spire Energy.

Signature

3/5/21

Date

# Case 014-21: Approximately 240' East and 350' North of the intersection of E. 32nd St. and S. Prosperity Ave.




Case 014-21: Approximately 240' East and 350' North of the intersection of E. 32nd St. and S. Prosperity Ave. - A request to vacate approximately 400' of street right-of-way extending North from E. 32nd St. – City of Joplin

Joplin City Limits

0 90 180 360 540 720 Feet

N

P & Z Case 014-21
City of Joplin
(P & Z Recommended Approval)

COUNCIL BILL NO. 2021-264 ORDINANCE NO.

AN ORDINANCE to vacate approximately 400' of street right-of-way extending North from E. 32nd St. located approximately 240' East and 350' North of the intersection of E. 32nd St. and S. Prosperity Ave.

BE IT ORDAINED BY THE COUNCIL OF THE CITY OF JOPLIN, MISSOURI, as follows:

Section 1. That all that part of approximately 240' East and 350' North of the intersection of E. 32nd St. and S. Prosperity Ave. - A request to vacate approximately 400' of street right-of-way extending North from E. 32nd St., City of Joplin, Jasper County, Missouri described as follows is hereby vacated, conveyed, relinquished, and reverted to the owners of the abutting lots and land:

That portion of County Road 200 (aka South Prosperity Avenue)lying in the Southwest Quarter (SW ¼) of the Southwest Quarter (SW ¼) of the Southwest Quarter (SW ¼) of Section 15, Township 27 North, Range 32 West, in the City of Joplin, Jasper County, Missouri; AND, that portion of County Road 200 (aka South Prosperity Avenue) lying in the Southeast Quarter (SE ¼) of the Southeast Quarter (SE ¼) of the Southeast (SE ¼) of Section 16, Township 27 North, Range 32 West, in the City of Joplin, Jasper County, Missouri, being more particularly described as follows: All that part of County Road 200 (aka South Prosperity Avenue) lying in the Southwest Quarter (SW ¼) of the Southwest Quarter (SW ¼) of the Southwest Quarter (SW ¼) of Section 15, Township 27 North, Range 32 West, in the City of Joplin, Jasper County, Missouri, lying south of the easterly prolongation of the south right-of-way line of the east/west portion of relocated South Prosperity Avenue referenced as "City of Joplin #1" and described in that certain Quitclaim Deed recorded in Book 2252 at Page 1885 in the office of the Jasper County, Missouri Recorder of Deeds, and, lying north of the north right-of-way line of Missouri Route FF (aka East 32nd Street), AND, All that part of County Road 200 (aka South Prosperity Avenue) lying in the Southeast Quarter (SE ¼) of the Southeast Quarter (SE ¼) of the Southeast Quarter (SE ¼) of Section 16, Township 27 North, Range 32 West, in the City of Joplin, Jasper County, Missouri, lying south of the easterly prolongation of the south right-of-way line of the east/west portion of relocated South Prosperity Avenue referenced as "City of Joplin #1" and described in that certain Quitclaim Deed recorded in Book 2252 at Page 1885 in the office of the Jasper County, Missouri Recorder of Deeds, and, lying north of the north right-of-way line of Missouri Route FF (aka East 32nd Street).

PASSED BY THE COUNCIL OF THE CITY OF JOPLIN, MISSOURI, this _____ day of _____, 21, by a vote of _____.

_____

Ryan D. Stanley, Mayor

ATTEST:

_____

Barbara J. Gollhofer, City Clerk

APPROVED AS TO FORM:

_____

Peter C. Edwards, City Attorney

**CITY OF JOPLIN**
**COUNCIL AGENDA ITEM**

**ITEM:**
CB 2021-265 – Final Plat Review, Charlie Jane Addition.

**MEETING DATE:**
April 5, 2021

**ORIGINATING DEPARTMENT:**
Planning, Development and Neighborhood Services

**REVIEWED BY:**
Director of Planning, Development & Neighborhood Services-Troy Bolander, Director of Finance-Leslie Haase, City Attorney- Peter Edwards, City Manager- Nicholas Edwards.

**SUMMARY REQUEST:**
Case 016-21: Final Plat Review – A request to review the Final Plat of Charlie Jane Addition located at the Northwest Corner of S. Schifferdecker Ave. and W. 32nd St. – Schuber Mitchell Homes

**BACKGROUND:**
This subdivision will be 7 residential lots, zoned R-1 Single-family residential. This zoning is appropriate for the existing use as well as the area and conforms to the future land use map. This plat meets the requirements of the subdivision regulations.

**PLANNING & ZONING COMMISSION TESTIMONY:**
Harry Mitchell, 303 Sunny Brook, Carl Junction, MO. What we would like to do is the plat calls for seven (7) lots. We are requesting this subdivision plan.

Mr. Kimble asked if they were making any alteration.

Mr. Mitchell said they met with the attorney and the HOA from Sunset Ridge earlier today about joining into the HOA. We aren't going to build $100 thousand homes on that stretch, and no one wanted that, that is not what we were wanting to do. We will build our larger homes, 2,000 sq. ft. and up. They are taking it to their board tonight.

**PUBLIC COMMENT:**
None.

**FUNDING SOURCE**
These payments are included in the FY 2020-21 budget of the Community Planning Fund.

**RECOMMENDATION:**
Staff recommends approval of Case 016-21.
Planning and Zoning Commission approved Case 016-21 (5 Favor, 1 Abstain, 1 Absent,)

**ATTACHMENTS:**
CB 2021-265, Planning Report, Commission Minutes, Plat-Charlie Jane Addition.

CB 2021-265

Case 015-21: **Preliminary Plat Review** – A request to review the Preliminary Plat of Charlie Jane Addition located at the Northwest Corner of S. Schifferdecker Ave. and W. 32nd St. – Schuber Mitchell Homes.

Mr. Eastman wanted to make note that he did sell this property to them and will not have future financial gain. They actually own that property now.

Mrs. Bruckner-Sears will be recusing herself from both Case 015-21 and 016-21 because she lives in the adjacent subdivision.

Harry Mitchell, 303 Sunny Brook, Carl Junction, MO. What we would like to do is the plat calls for seven (7) lots. We are requesting this subdivision plan.

Mr. Kimble asked if they were making any alteration.

Mr. Mitchell said they met with the attorney and the HOA from Sunset Ridge earlier today about joining into the HOA. We aren't going to build $100 thousand homes on that stretch, and no one wanted that, that is not what we were wanting to do. We will build our larger homes, 2,000 sq. ft. and up. They are taking it to their board tonight.

Mr. Ramsour asked if the commissioners had any questions for Mr. Mitchell?

Mr. McCullough wanted to know if this subdivision was a stand-alone or/and extension of that subdivision?

Mr. Mitchell stated it is a standalone subdivision.

Mr. Bolander mentioned for history purpose this property was never part of the existing subdivision there, so it is a separate piece of property.

Mr. Ramsour asked if there was anyone in the audience who would like to speak in favor of this case? There was not. Mr. Ramsour asked if there was anyone in the audience who would like to speak in opposition to this case? There was not.

**MR. KIMBLE MOVED, SECONDED BY MR. EASTMAN THAT CASE 015-21 BE APPROVED. MOTION CARRIED, WITH MR. RAMSOUR, MR. MCCULLOUGH, MR. EASTMAN, MR. KIMBLE, AND MS. PHILLIPS VOTING "AYE" AND MS. BRUCKNER-SEARS ABSTAINED. (5 IN FAVOR, 1 ABSENT, 1 ABSTAINED)**

Case 016-21: **Final Plat Review** – A request to review the Final Plat of Charlie Jane Addition located at the Northwest Corner of S. Schifferdecker Ave. and W. 32nd St. – Schuber Mitchell Homes.

Gary Mitchell, 303 Sunny Brook, Carl Junction, MO. Steve from Stewart & Neece, stated that the Subdivision needed a name and Mr. Mitchell didn't pick up his phone so Steve named it after his granddaughter.

Mr. Ramsour asked if there was anyone in the audience who would like to speak in favor of this case? There was not. Mr. Ramsour asked if there was anyone in the audience who would like to speak in opposition to this case? There was not.

**MR. KIMBLE MOVED, SECONDED BY MS. PHILLIPS THAT CASE 016-21 BE FORWARDED TO THE CITY COUNCIL WITH RECOMMENDATION FOR APPROVAL. MOTION CARRIED, WITH MR. RAMSOUR, MR. MCCULLOUGH, MR. EASTMAN, MR. KIMBLE, AND MS. PHILLIPS VOTING "AYE" AND MS. BRUCKNER-SEARS ABSTAINED. (5 IN FAVOR, 1 ABSENT, 1 ABSTAINED)**

Z&P Meeting: March 8, 2021
City Council Meeting: April 5, 2021

# STAFF PLANNING REPORT
## Final Plat

**CASE 016-21** Final Plat Review

**NAME OF SUBDIVISION** Charlie Jane Subdivision

**LOCATION:** NW Corner of S. Schifferdecker Ave. and W. 32nd St.

**APPLICANT:** Schuber Mitchell Homes

**PRESENT ZONING:** R-1

**PRESENT LAND USE:** Single-family Residential

**SITE CONTEXT:**

| | North | East | South | West |
|---|---|---|---|---|
| Existing Zoning | R-1 | R-1 | R-1 | R-1 |
| Land Use | Single-family Residential | Single-family Residential | Single-family Residential | Single-family Residential |

**SUBDIVISION:**

| Number of lots |
|---|
| 7 |

**TRANSPORTATION:**

| Streets with access | Classification | Right-of-way width |
|---|---|---|
| S. Schifferdecker Ave | Arterial | 95' |
| W. 32nd St. | Arterial | 75' |

**WILL TURNING MOVEMENTS OF THE PROPOSED USE CREATE AN UNDUE TRAFFIC HAZARD?**

No.

**UTILITIES:** Utilities are existing.

**FLOOD PLAIN:** N/A

**STAFF ANALYSIS:**

**DOES THE PROPOSED SUBDIVISION COMPLY WITH THE CITY'S SUBDIVISION REGULATIONS?**

Yes.

**DISCUSSION:**

The final plat approval is for Charlie Jane Subdivision located at the Northwest corner of W. 32nd St. and S. Schifferdecker Ave. This subdivision will be 7 residential lots, zoned R-1 Single-family residential. This zoning is appropriate for the existing use as well as the area and conforms to the future land use map. The Final Plat does require City Council approval. This plat meets the requirements of the subdivision regulations.

Schuber Mitchell Homes is seeking a 7-lot residential subdivision for single-family residential uses located at Northwest corner of W. 32nd St. and S. Schifferdecker Ave. Utilities are already in place to serve the lots that will be created. All lots meet the minimum lot size requirements for area and width.

*Staff recommends approval of Case 016-21.*

**ENCLOSURES:**

Application
Final Plat

CITY OF JOPLIN, MISSOURI

FINAL PLAT CHECKLIST

Subdivision No.: 016-21
Date Filed: _____
Date of Meeting: 3-8-21
~~Filing Fee~~: CC - 4-5-21

Return Form To:
Planner
602 S. Main St.
Joplin, Missouri 64802
417-624-0820 Ext. 511
FAX 417-625-4738

I. Name of Subdivision: Charlie Jane Subdivision
II. Name of Owner: Schuber Mitchell Homes
III. Name of Subdivider: Stewart + Neece
IV. Name of Person who prepared the Plat: Rodney Neece
V. Date of Hearing: _____
VI. Location of Property by Streets: NWC of S. Schifferdecker and W 82nd St
VII. Present Zoning of Property: R-1
VIII. Present Uses of Property: Vacant
IX. No. of Acres in Total Tract: 2.13 No. of Lots: 7

Instructions:
The following checklist is to be completed and may accompany the Final Plat when it is submitted to the Planning and Zoning Commission. If the answer to any of the questions is "No," a written explanation should accompany this checklist.

| IX. Does the Final Plat show the following information? | Yes | No |
|---|---|---|
| A. Name of the subdivision | ✓ | |
| B. Location of section, township, range, county and state, including the descriptive boundaries of the subdivision based on an accurate traverse, giving angular and linear dimensions which must be mathematically correct. | ✓ | |
| C. Location of monuments or bench marks. Location of such monuments shall be shown in reference to existing official monuments or the nearest established street, lines, including the true angles and distances to such reference points or monuments. | ✓ | |
| D. The location of lots, blocks, streets, public highways, alleys, parks and other features, with accurate dimensions in feet and | | |

decimals of feet with the length of radii on all curves, and other information necessary to reproduce the plat on the ground. Dimensions shall be shown from all curbs to lot lines. ✓ ____

E. Lots numbered clearly. Blocks numbered or lettered clearly in the center of the block. ✓ ____

F. Exact locations, widths and names of all streets and alleys to be dedicated. ✓ ____

G. Boundary lines and descriptions of the boundary lines of any area other than streets and alleys, which are to be dedicated or reserved for public use. ✓ ____

H. Minimum area and associated minimum elevation for the building on each lot planned as a building site when requested by the Planning and Zoning Commission. ✓ ____

I. Building setback lines on the front and side streets with dimensions. ✓ ____

J. Name and address of the registered land surveyor preparing the plat. ✓ ____

K. Scale of plat, 1" = 100' or larger, date or preparation and north point. ✓ ____

L. Statement dedicating all easements, streets, alleys, and all other areas not previously dedicated. ✓ ____

XI. Was the original on mylar, tracing cloth, or similar material, and were 10 copies submitted? ____ ____

XII. Have all acknowledgments been signed?

A. Owner or owners and all mortgager. ____ ____

B. Dedications or reservations. ____ ____

C. Surveyor preparing plat. ____ ____

XIII. Has certification been submitted stating that all taxes and special assessments due and payable have been paid? ____ ____

XIV. Deed Restrictions:

A. Are any deed restrictions planned for subdivision? ____ ____

B. If so, has a copy been submitted? _____ _____

XV. How has installation of the following improvement been guaranteed?

| | Construction | Bond | Petition (%) |
|---|---|---|---|
| Streets | _____ | _____ | _____ |
| Water | _____ | _____ | _____ |
| Sewer | _____ | _____ | _____ |
| Sidewalks | _____ | _____ | _____ |
| Other, as required | | | |
| 1. _____ | _____ | _____ | _____ |
| 2. _____ | _____ | _____ | _____ |
| 3. _____ | _____ | _____ | _____ |

XVI. Are additional comments attached? _____ ✓

Preliminary plats that do not meet subdivision regulations will not be processed to the Planning and Zoning Commission until corrected.



Signature

1/28/21

Date

# Case 016-21: Final Plat Review




Case 016-21: Final Plat Review – A request to review the Final Plat of Charlie Jane Addition located at the Northwest Corner of S. Schifferdecker Ave. and W. 32nd St. – Schuber Mitchell Homes

Joplin City Limits

0 90 180 360 540 720 Feet

N

0 50 100 150

SCALE: One inch equals 50 feet.

Final Plat of

# CHARLIE JANE ADDITION

To the City of Joplin, Jasper County, Missouri
in Section 17, Township 27, Range 33,

## DEDICATION:

Know all men by these presents that Schuber Mitchell Homes, owners of Charlie Jane Addition, to the City of Joplin, Jasper County, Missouri, do hereby publish, declare, and acknowledge, the annexed plat thereof with Lots, Streets, and Easements as shown thereon and do hereby dedicate all streets and easements, and easements, as shown thereon to the public forever, and do hereby certify that the taxes for 20_____,

In witness whereof I have set my hand this _____ day of _____, 20_____,

_____ - President

_____ - Secretary / Treasurer

State of Missouri, County of Jasper, SS

Be it remembered that on this _____ Day of _____, 20____, before me, a Notary Public in and for said County and State, came _____, to me personally known to be the same person who executed the foregoing instrument of writing and duly acknowledged the execution of same, In testimony whereof, I have hereunto set my hand and affixed my Notarial Seal the Day and year above written,

_____ SEAL

_____ NOTARY PUBLIC

My Commission Expires:_____

## CERIFICATE OF APPROVAL:

This plat of Charlie Jane Addilton, has been submitted to and approved by the Joplin Planning and Zoning Commission this _____ Day of _____, 20_____,

_____ CHARIMAN

This plat of Charlie Jane Addition, including easements, and right-of-way by the City Council has been submitted to and approved by the Joplin, City Council by Ordinance No. _____, duly passed and approved by the Mayor on the _____ Day of _____, 20_____, of Joplin, Missouri.

_____ MAYOR

_____ City Clerk

_____ City Engineer

## NOTE:

Approval of this plat does not obligate the City for any construction or maintenance cost for the Streets, or any expense connected with the development of the Addition.

State of Missouri, County of Jasper, SS

I, _____, City Clerk of Joplin, in said County, and State do hereby certify, that the attached Plat of Charlie Jane Addition to the City of Joplin, was filed with said City Joplin, was filed with said City for approval on this _____, Day of _____, 20____, and that the sane was approved by the City Council of the City of Joplin, by Ordinance No._____, duly passed and approved by the Mayor on the _____ Day of _____, 20____,

State of Missouri, County of Jasper, SS

I _____, Recorder of Deeds of said County, do hereby certify that the within instument of writing was, on the _____ Day of _____, A.D. 20____ at _____ O'Clock and _____ Minutes, ___M., Duly Filed For Record in this Office, and is Recorded in Records of this Office in Plat Book _____ at Page _____, In Witness whereof, I have hereanto set my hand and affixed my seal at Carthage, Missouri, on the Day and Year aforesaid.

## PROPERTY DESCRIPTION:

A part of the Southeast Quarter (SE¼) of the Southeast Quarter (SE¼) of Section 17, Township 27, Range 33, in the City of Joplin, Jasper County, Missouri, being more particularly described as follows: Commencing at the Southeast Corner of Section 17, Township 27, Range 33, Jasper County, Missouri, Thence North 88 Degrees, 05 Minutes, 50 Seconds West along the South line of the Southeast Quarter (SE¼) of said Section 110.05 Feet, Thence North 01 Degrees, 50 Minutes, 13 Seconds East 45.00 feet to the North Right-of-way line of West 32nd Street and the Point of Beginning, Thence along said North Right-of-way line North 88 Degrees, 05 Minutes, 50 Seconds West 151.08 feet to the Easterly Right-of-way line of South Sunset East Drive, Thence along said Easterly Right-of-way line North 43 Degrees, 07 Minutes, 49 Seconds West 21.10 Feet, Thence continuing along said Easterly Right-of-way line North 01 Degrees, 50 Minutes, 13 Seconds East 126.88 feet, Thence continuing along said Easterly Right-of-way line along a curve to the Right having a Radius of 100.00 feet and an Arc Length of 68.68 feet, with a Chord Bearing and Distance of North 21 Degrees, 31 Minutes, 17 Seconds East 67.34 feet, Thence continuing along said Easterly Right-of-way line along a curve to the Left having a Radius of 125.00 Feet, and an Arc Length of 85.87 feet, with a Chord Bearing and Distance of North 21 Degrees, 30 Minutes, 50 Seconds East 84.19 feet, Thence continuing along said Easterly Right-of-way line North 01 Degrees, 50 Minutes, 13 Seconds East 219.80 feet to the Southwest Corner of Lot Number Four (4) in Sunset Ridge 5th Addition, Thence along the South line of said Lot Number Four (4) South 88 Degrees, 04 Minutes, 22 Seconds East 165.01 feet to the Westerly Right-of-way line of Schifferdecker Avenue, Thence along said Westerly Right-of-way line South 01 Degrees, 50 Minutes, 13 Seconds West 454.36 Feet, Thence continuing along said Westerly Right-of-way line South 46 Degrees, 57 Minutes, 30 Seconds West 70.63 feet to the Point of Beginning, Being subject to all easements, right-of-ways, and reservations of record, Containing 2.13 acres more or less.

## BASIS OF BEARINGS:

The South line of the Southeast Quarter (SE¼) of the Southeast Quarter (SE¼) of Section 17, Township 27, Range 33, taken as North 88 Degrees, 05 Minutes, 50 Seconds West as per Missouri West NAD83 as per MoDot GPS Network.

## Source Deed:

Loyco Enterprises Book 1844, Page 1537

## Flood Information:

This property falls in FEMA Identified Zone X (Areas determined to be outside the 0.2% annual chance floodplain), as shown on Community Panel 29097C0266E, Dated November 2nd, 2012. Please Note that the accuracy of this Flood Hazard Data is subject to Map Scale uncertainty and to any other uncertainty in location or elevation on the above referenced FEMA Map.

## NOTES:

Surveyor has made no investigation or independent search for easements of record, encumberances, restrictive covenants, ownership title evidence, or any other facts which an accurate and current title search may disclose.

½" iron pins set at all proeprty corners unless noted.

All utilities and contours shown are from the City of Joplin GIS Data.

Property Owner/Subdivider: Schuber Mitchell Homes 3331 North Rangeline, Joplin Mo. 64801

Surveyor: Stewart and Neece Land Surveying, (Rodney C. Neece) 1201 East 15th Street Joplin, Mo.

Zoning Classification: R-1

Lot Area:

Lot 1 - 10725.6 SQ. FT.
Lot 2 - 11550.7 SQ. FT.
Lot 3 - 10752.6 SQ. FT.
Lot 4 - 10851.2 SQ. FT.
Lot 5 - 12490.7 SQ. FT.
Lot 6 - 13984.2 SQ. FT.
Lot 7 - 22254.1 SQ. FT.

| CURVE | ARC LENGTH | RADIUS | DELTA ANGLE | CHORD BEARING | CHORD LENGTH |
|---|---|---|---|---|---|
| C1 | 33.16' | 100.00' | 18°59'57" | N 11°20'42" E | 33.01' |
| C2 | 35.52' | 100.00' | 20°21'10" | N 31°01'16" E | 35.34' |
| C3 | 39.64' | 125.00' | 18°10'11" | N 32°06'35" E | 39.47' |
| C4 | 46.23' | 125.00' | 21°11'30" | N 12°25'44" E | 45.97' |

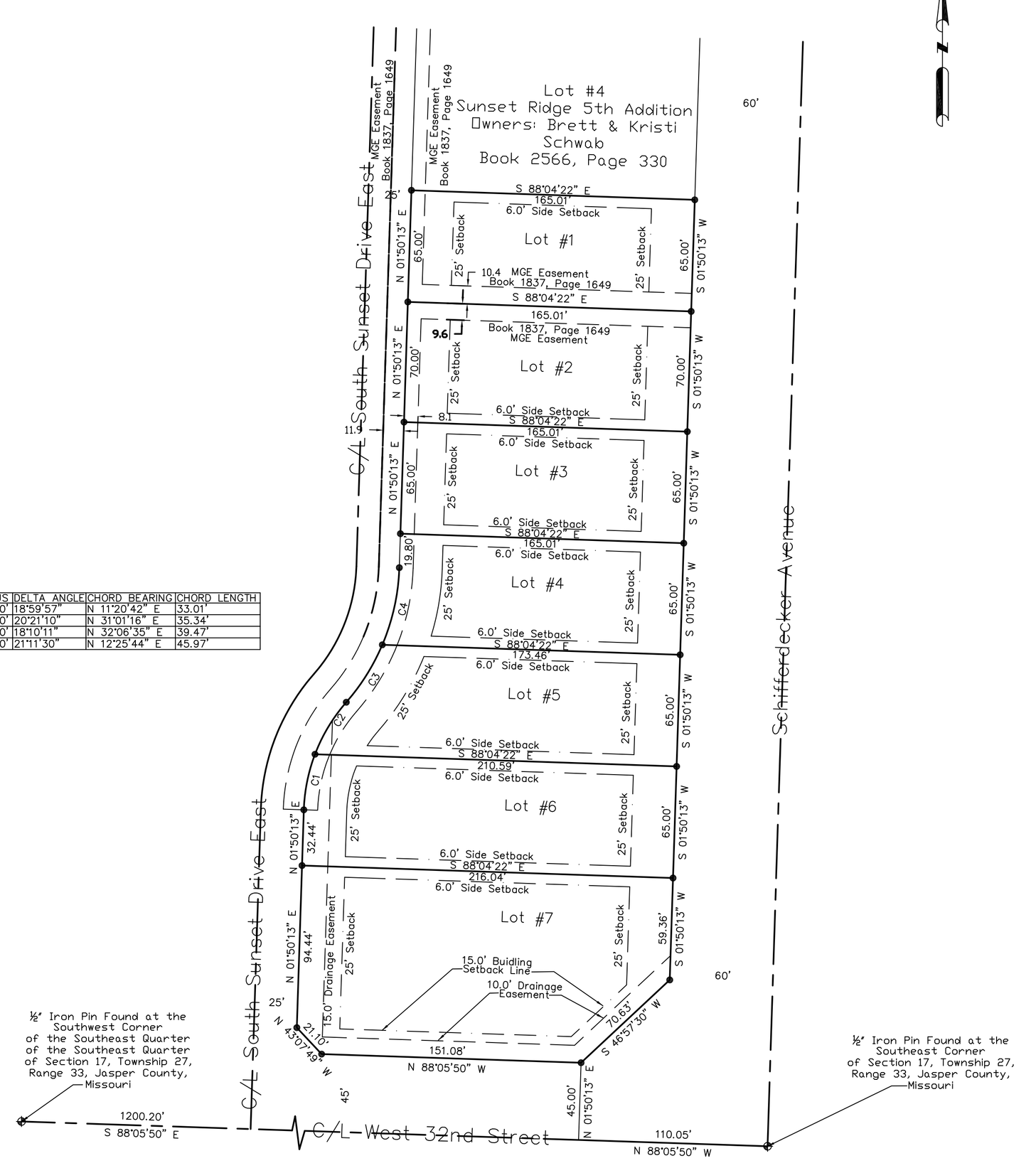


SURVEYOR'S CERTIFICATE:
I Rodney C. Neece a Registered Land Surveyor of Joplin, Jasper County, Missouri, Do hereby certify that the field notes and attached plat are true and accurate description of the work performed and measurements taken; survey made in accordance with the Missouri Standards for Property Boundary Surveys of the Department of Agriculture, Division of Weights & Measures and Consumer Protection, and is not a warranty of title either expressed or implied, This declaration is made to the original owner and/or purchaser of the survey as of the date indicated in the title block, It is not transferable to additional institutions or subsequent owners and may not be used in connection with a survey "Survey Affidvit" or similar document, statement, or mechanism to obtain title insurance for any subsequent or future grantees, furthermore, this survey is not valid without the original signature and embossed seal.

S:\RCN Seal\Rodney Neece MO - JPG.jpg

S:\logo png.png


STEWART AND NEECE LAND SURVEYING, INC.
1201 East 15th Street, Joplin, Missouri 64801
Phone: 417-624-0311 Fax: 417-624-0365


| PRELIMINARY PLAT FOR: Schuber Mitchell Homes | | |
|---|---|---|
| DRAWN BY: Allgood | DATE: 1-11-21 | ADDRESS: West 32nd Street & Schifferdecker Ave. Joplin, Missouri |
| APPROVED: RCN | S/T/R: 17-27-33 | |
| SCALE: 1"=40' | FILE NAME: CJ172733 | CERT OF AUTHORITY: LSC-2019012803 |

P & Z Case 016-21
Schuber Mitchell Homes
(P & Z Recommended Approval)

COUNCIL BILL NO. 2021-265 ORDINANCE NO.

AN ORDINANCE establishing grades and accepting the Final Plat of Charlie Jane Addition located at the Northwest Corner of S. Schifferdecker Ave. and W. 32nd Street. in the City of Joplin, Jasper County, Missouri.

BE IT ORDAINED BY THE COUNCIL OF THE CITY OF JOPLIN, MISSOURI, as follows:

Section 1. That the grades in the Plat of Subdivision located at the Northwest Corner of S. Schifferdecker Ave. and W. 32nd Street in the City of Joplin, Jasper County, Missouri be and the same are hereby fixed and established as follows:

A part of the Southeast Quarter (SE ¼) of the Southeast Quarter (SE ¼) of Section 17, Township 27, Range 3, in the City of Joplin, Jasper County, Missouri, being particularly described as follows: Commencing at the Southeast Corner of Section 17, Township 27, Range 33, Jasper County, Missouri, Thence North 88 Degrees, 05 Minutes, 50 Seconds West along the South line of the Southeast Quarter (SE ¼) of said Section 110.05 feet, Thence North 01 Degrees, 50 Minutes, 13 Seconds East 45.00 feet to the North Right-of-way line of West 32nd Street and the Point of Beginning, Thence along said North Right-of-way line North 88 Degrees, 05 Minutes, 50 Seconds West 151.08 feet to the Easterly Right-of-way line of South Sunset East Drive, Thence along said Easterly Right-of-way line North 43 Degrees, 07 Minutes, 49 Seconds West 21.10 feet, Thence continuing along said Easterly Right-of-way line North 01 Degrees, 50 Minutes, 13 Seconds East 126.88 feet, Thence continuing along said Easterly Right-of-way line along a curve to the Right have a Radius of 100.00 feet and an Arc Length of 68.68 feet, with a Chord Bearing a Distance of North 21 Degrees, 31 Minutes, 17 Seconds East 67.34 Feet, Thence continuing along said Easterly Right-of-way line along a curve to the Left having a Radius of 125.00 feet, and an Arc Length of 85.87 feet, with a Chord Bearing a Distance of North 21 Degrees, 30 Minutes, 50 Seconds East 84.19 feet, Thence continuing along said Easterly Right-of-way line North 01 Degrees, 50 Minutes, 13 Seconds East 219.80 feet to the Southwest Corner of Lot Number Four (4) in Sunset Ridge 5th Addition, Thence along the South line of said Lot Number (4) South 88 Degrees, 04 Minutes, 22 Seconds East 165.01 feet to the Westerly Right-of-way line of Schifferdecker Avenue, Thence along said Westerly Right-of-way line south 01 Degrees, 50 Minutes, 13 Seconds West 454.36 feet, Thence continuing along said Westerly Right-of-way line South 46 Degrees, 57 Minutes, 30 Seconds West 70.63 feet to the Point of Beginning, Being subject to all easements, rights-of-way, and reservations of record, Containing 2.13 acres more or less.

Section 2. That said plat, having been filed showing that the lots have been staked out and platted and the streets and alleys have been dedicated to the public for public use, and that the proper levels have been run and the grades established for said addition, is hereby accepted by the City of Joplin, Jasper County, Missouri, and according to the statutes of the State of Missouri .

Section 3. That the City Clerk is hereby authorized and directed to endorse upon such plat the approval of the Council under her hand and the Seal of the City of Joplin, Missouri.

PASSED BY THE COUNCIL OF THE CITY OF JOPLIN, MISSOURI, this _____ day of _____, 2021, by a vote of _____.

_____
Ryan D. Stanley, Mayor

ATTEST:

_____
Barbara J. Gollhofer, City Clerk

APPROVED AS TO FORM:

_____
Peter C. Edwards, City Attorney

# CITY OF JOPLIN
# COUNCIL AGENDA ITEM

**ITEM**
Resolution 2021-008 – Authorizing the refinancing of the Sanitary Sewer revenue bonds, as well as the payoff of the Series 2009 sewer debt assumed by the City through the consolidation with the Village of Silver Creek

**MEETING DATE**
April 19, 2021

**ORIGINATING DEPT**
Finance

**ATTACHMENTS**
Resolution 2021-008

**REVIEWED BY**
Department Head: Leslie Haase; City Attorney: Peter Edwards; City Manager: Nick Edwards

**SUMMARY**
This Resolution authorizes the City to begin the process to refinance the outstanding Sanitary Sewer revenue bonds, as well as payoff the sewer debt assumed by the City through the consolidation with the Village of Silver Creek.

**BACKGROUND**
In 2008, the voters of Joplin authorized the City to issue sanitary sewer revenue bonds to make certain sewer treatment improvements. These bonds were issued over several years, which resulted in three series of bonds from 2010 to 2014. These bonds were issued at varying interest rates. With the low interest rate environment, it is anticipated our bonds will sell at a premium, which in effect lowers the interest yield for the City. It is anticipated the overall interest yield that will be obtained through the refinancing will be just under 1.50%. This will result in interest savings of approximately $960,000.00.

Additionally, the City is going to use idle funds to payoff the Series 2009 sewer debt assumed by the City through the consolidation with the Village of Silver Creek. The payoff amount is approximately $800,000.00. This will result in interest savings of approximately $57,500.00.

This resolution authorizes City staff to proceed with the refinancing and cash defeasance process. Final ordinances are tentatively scheduled to come to Council on June 7th with bond closing on June 28th. The process prior to the final ordinances includes various steps, including a bond rating update with Standard and Poor's.

**RECOMMENDATION**
Staff recommends approval of this resolution.

**RESOLUTION NO. 2021-008**

**A RESOLUTION** authorizing the offering for sale of Sewerage System Refunding Revenue Bonds for the benefit of the City of Joplin, Missouri.

**WHEREAS,** the City of Joplin, Missouri (the "City"), has selected the firm of Gilmore & Bell, P.C., as bond counsel ("Bond Counsel"), and Piper Sandler & Co., as financial advisor (the "Financial Advisor"), for a series of Sewerage System Refunding Revenue Bonds in the approximate principal amount of $20,565,000 (the "Bonds") for the purpose of refunding the City's Sewerage System Revenue Bonds (State of Missouri – Direct Loan Program - ARRA) Series 2010 (the "Series 2010 Refunded Bonds"), the Sewerage System Revenue Bonds (State of Missouri – Direct Loan Program) Series 2011 (the "Series 2011 Refunded Bonds") and the Sewerage System Revenue Bonds (State of Missouri – Direct Loan Program) Series 2014 (the "Series 2014 Refunded Bonds," and together with the Series 2010 Refunded Bonds and the Series 2011 Refunded Bonds being the "Refunded Bonds"); and,

**WHEREAS,** the City also desires to issue a cash defeasance of the Series 2009 Sewerage System Revenue Bonds assumed through the consolidation with the Village of Silver Creek; and,

**WHEREAS,** the City desires to authorize the offering for sale of the Bonds pursuant to a competitive public sale and to authorize the Financial Advisor, Bond Counsel and officers of the City to proceed with the preparation, review and distribution of documents for said sale; and,

**NOW, THEREFORE, BE IT RESOLVED BY THE CITY COUNCIL OF THE CITY OF JOPLIN, MISSOURI, AS FOLLOWS:**

**Section 1.** The Financial Advisor, Bond Counsel and officers of the City are hereby authorized to proceed with preparation of a notice of sale (the "Notice of Sale"), a preliminary official statement (the "Preliminary Official Statement") and a final official statement (the "final Official Statement") to provide for the competitive public sale of the Bonds. Upon completion of the preparation and review of the Notice of Sale and the Preliminary Official Statement, the Financial Advisor is hereby authorized to proceed with the offering for sale of the Bonds. The final terms of the Bonds shall be determined and approved by subsequent ordinance of the City Council of the City.

**Section 2.** The City Council hereby authorizes the execution of the final Official Statement by the Mayor, the City Manager, the Finance Director, or other appropriate officers of the City with such changes and additions thereto as such officers or officials shall deem necessary or appropriate, such officer's or official's signature thereon being conclusive evidence of such officer's or official's and the City's approval thereof. The City Council hereby consents to the use and public distribution by the Financial Advisor of the Notice of Sale, the Preliminary Official Statement and the final Official Statement in connection with the competitive public sale of the Bonds.

**Section 3.** For the purpose of enabling the successful bidder on the Bonds (the "Purchaser") to comply with the requirements of Rule 15c2-12(b)(1) of the Securities and Exchange Commission, the Mayor, the City Manager, the Finance Director or other appropriate officers and officials of the City are hereby authorized, if requested, to provide the Purchaser a letter or certification to the effect that the City deems the information contained in the Preliminary Official Statement to be "final" as of its date, except for the omission of such information as is permitted by Rule 15c2-12(b)(1), and to take such other actions or execute such other documents as such officers or officials in their reasonable judgment deem necessary to enable the Purchaser to comply with the requirements of such Rule.

**Section 4.** The City agrees to provide to the Purchaser within seven business days of the date of the agreement to purchase the Bonds or within sufficient time to accompany any confirmation that requests payment from any customer of the Purchaser, whichever is earlier, an electronic copy of the final Official Statement to enable the Purchaser to comply with the requirements of Rule 15c2-12(b)(4) of the Securities and Exchange Commission and with the requirements of Rule G-32 of the Municipal Securities Rulemaking Board.

**Section 5.** The Mayor, the City Manager, the Finance Director and other officers and representatives of the City, and the Financial Advisor and Bond Counsel are hereby authorized and directed to take such other action as may be necessary to carry out the competitive public sale of the Bonds and the refunding of the Refunded Bonds, including the purchase of United States Treasury Securities and the delivery of a notice of redemption related to the refunding of the Refunded Bonds.

**Section 6.** This Resolution shall be in full force and effect from and after its adoption by the City Council.

**IN WITNESS WHEREOF,** I have hereunto set my hand and caused the Seal of the City of Joplin, Missouri to be affixed this 19th day of April 2021.

_____
Ryan D. Stanley, Mayor

ATTEST:

_____
Barbara J. Gollhofer, City Clerk

# CITY OF JOPLIN
# COUNCIL AGENDA ITEM

**ITEM**
Resolution 2021-009 – FY 2021 CDBG and HOME Action Plan.

**MEETING DATE**
April 19, 2021

**REVIEWED BY**
Director of Planning, Development and Neighborhood Services- Troy Bolander, Director of Finance-Leslie Haase, City Attorney- Peter Edwards, City Manager-Nick Edwards.

**SUMMARY**
The following is a resolution that authorizes the filing of a One Year Action Plan with the U.S. Department of Housing and Urban Development (HUD) for the City of Joplin's Community Development Block Grant (CDBG) Entitlement Program and Home Investment Partnership (HOME) Program for fiscal year 2021.

**BACKGROUND**
The One Year Action Plan describes the activities and how funds will be spent as proposed in the attached document. The process for developing the Once Year Action Plan included: Two public meetings (December 17, 2020 and February 25, 2021 at Joplin City Hall); Two 30-day public comment periods (December 18, 2020 – January 18, 2021 and February 26 – March 27, 2021).

Expected FY2021 allocations are $552,519.00 CDBG funds and $479,451.00 HOME funds based on the previous fiscal year final allocations.

**RECOMMENDATION**
Staff recommends adoption of this Resolution.

**ATTACHMENTS**
Resolution No. 2021-009, 2021 CDBG & HOME Action Plan

RESOLUTION NO. 2021-009

A RESOLUTION authorizing the filing of a One Year Action Plan with the U.S. Department of Housing and Urban Development as required for use of the City of Joplin's Community Development Block Grant Program (Entitlement) and the Joplin Consortium HOME Investment Partnership Program for fiscal year 2021; and authorizing the City Manager to execute said Plan for and on behalf of the City of Joplin.

WHEREAS, the City of Joplin receives CDBG and HOME funds from the Department of Housing and Urban Development on an annual basis for the purposes of providing decent housing, suitable living environments, and economic opportunities for persons of low and moderate income; and

BE IT RESOLVED BY THE COUNCIL OF THE CITY OF JOPLIN, MISSOURI, as follows:

Section 1: That the City of Joplin file a One Year Action Plan for fiscal year 2021 for the City of Joplin's Community Development Block Grant Program (Entitlement) in the estimated amount of $552,519.00 and the Joplin Consortium HOME Investment Partnership Program grant in the estimated amount of $479,451.00 with the U.S. Department of Housing and Urban Development.

Section 2: That the City Manager of the City of Joplin is hereby authorized and directed to execute said Standard Form 424 and Standard Form 424-D Certification to allow submission of the One Year Action Plan, or substantially similar in form, for and on behalf of the City of Joplin.

PASSED BY THE COUNCIL OF THE CITY OF JOPLIN, MISSOURI, this _____ day of _____, 2021, by a _____vote.

_____
Ryan D. Stanley, Mayor

ATTEST:

_____
Barbara J. Gollhofer, City Clerk




# City of Joplin, Missouri
# Community Development Block Grant
# And HOME Partnership
# Investment Program

# FY2021
## ACTION PLAN



OMB Control No: 2506-0117 (exp. 06/30/2018)

# FY2021 ACTION PLAN QUICK GLANCE

## AVAILABLE RESOURCES

| | |
|---|---|
| COMMUNITY DEVELOPMENT BLOCK GRANT: | **$552,519.00** |
| HOME INVESTMENT PARTNERSHIP: | **$479,451.00** |

## ANNUAL GOALS AND OBJECTIVES

### PROVIDE SAFE, DECENT, AND AFFORDABLE HOUSING

| | |
|---|---|
| HOMEOWNER HOUSING UNITS ADDED (NEW CONSTRUCTION) | **4+ UNITS** |
| HOMEOWNER HOUSING REHABILITATED | **4-6 UNITS** |

### IMPROVE INFRASTRUCTURE AND ENCOURAGE ECONOMIC DEVELOPMENT

INFRASTRUCTURE IMPROVEMENTS IN THE EASTOWN AREA ($310,000 IN SIDEWALK IMPROVEMENTS)

ECONOMIC DEVELOPMENT INCENTIVE PROJECT

### IMPROVE LIVELIHOOD THROUGH PUBLIC SERVICE GRANTS

| | |
|---|---|
| HOMELESSNESS REPORTING AND PREVENTION | **200 PEOPLE** |

## PROJECTS

| | |
|---|---|
| **CDBG PROGRAM** | **$552,519.00** |
| INFRASTRUCTURE IMPROVEMENTS IN NID IV | **$250,015.20** |



OMB Control No: 2506-0117 (exp. 06/30/2018)

Funding to improve infrastructure conditions in the Eastown Neighborhood. The primary focus of this year's funding will be on sidewalk projects to improve connectivity to neighborhood amenities. $250,000 from this Action Plan.

### COORDINADED ENTRY PROGRAM **$ 50,000.00**

Coordinated Entry is a point of contact assessment of the homeless or those in danger of becoming homeless. Clients are referred to the appropriate services through the Homeless Coalition.

### HOMELESS COALITION HMIS FUNDING **$ 17,000.00**

Funding provided to the Homeless Coalition for use of HMIS, a homelessness database required by the Department of Housing and Urban Development

### FAÇADE GRANTS/SLUM AND BLIGHT **$ 75,000.00**

Funding used for the rehabilitation of blighted properties in the City's Downtown District.

### ECONOMIC DEVELOPMENT **$ 50,000.00**

Activities for the purpose of job creation and retention for for-profit organizations and to benefit low-to moderate income individuals.

### ADMINISTRATION AND PLANNING **$ 110,503.80**

Pro-rata share of salary and benefits of Planning/ Community Development staff plus overhead including supplies, rent, etc. Also includes $2,500 of funding for the Community Housing Resource Board.

## HOME INVESTMENT PARTNERSHIPS PROGRAM $479,451.00

### HOUSING REHABILITATION ACTIVITIES **$ 110,000.00**

Economic Security Corporation (ESC) will act as a subrecipient and manage a homeowner rehabilitation program on behalf of the Consortium. Costs include materials labor up to $25,000 per home. Soft costs are additional.

### CHDO ACTIVITIES **$321,505.90**

A Community Housing Development Organization will act as the owner and developer of properties to be newly constructed or rehabilitated for homebuyers.

| PROGRAM ADMINISTRATION ACTIVITIES | **$ 47,945.10** |
|---|---|

Pro-rata share of Planning/ Community Development staff and overhead.

# Executive Summary

## AP-05 Executive Summary - 91.200(c), 91.220(b)

### 1. Introduction

The FY 2021 Action Plan identifies projects and activities meant to address the needs and goals of the 2020-2024 Consolidated Plan. The plan guides the direction of the CDBG and HOME programs for the next fiscal year. This is the second Action Plan under the current consolidated plan.

### 2. Summarize the objectives and outcomes identified in the Plan

The plan lays out a number of projects meant to address the needs identified in the most recent Consolidated Plan. These projects include:

- Neighborhood Revitalization Activities (Infrastructure Improvements, specifically sidewalks)
- Public Services Activities (HMIS funding, Coordinated Entry Program)
- Housing Rehabilitation Activities
- CHDO New Construction
- Neighborhood Plan for East Town neighborhood
- Façade Grants
- Economic Development Job Creation/Retention

### 3. Evaluation of past performance

This is an evaluation of past performance that helped lead the grantee to choose its goals or projects.

The city's past programs have focused on community needs that continue to exist including aging housing and infrastructure, and neighborhood and public improvements. The programs the City has used to address these needs have been well received by residents and neighborhood organizations. The

City of Joplin will continue to meet its identified needs and goals through housing, infrastructure and public service projects.

**4. Summary of Citizen Participation Process and consultation process**

Summary from citizen participation section of plan.

The participation process for developing this One Year Action Plan included:

- Two advertised public meetings (December 17, 2020 and February 25, 2021 at Joplin City Hall)
- Two 30-day public comment period (December 18, 2020 - January 18, 2021 & February 26 – March 27, 2021)
- Meetings with community partners and stakeholders to discuss previous projects, community needs, and potential for additional partnerships.
- Public Hearing at the April 19, 2021 City Council Meeting; Council approved the plan via resolution at this meeting.

Attendance registers and proof of public notice are included in Attachment A.

**5. Summary of public comments**

This could be a brief narrative summary or reference an attached document from the Citizen Participation section of the Con Plan.

No comments received. Attendance was negligible at public meetings during pandemic.

**6. Summary of comments or views not accepted and the reasons for not accepting them**

No comments received. Public meeting attendance has been low during the pandemic.

**7. Summary**

## PR-05 Lead & Responsible Agencies - 91.200(b)

### 1. Agency/entity responsible for preparing/administering the Consolidated Plan

The following are the agencies/entities responsible for preparing the Consolidated Plan and those responsible for administration of each grant program and funding source.

| Agency Role | Name | Department/Agency |
|---|---|---|
| CDBG Administrator | JOPLIN | Planning Development and Neighborhood Services |
| HOME Administrator | JOPLIN | Planning Development and Neighborhood Services |

**Table 1 – Responsible Agencies**

### Narrative

The City of Joplin acts as administrator for all Community Development Block Grant funded projects within the jurisdiction of the City of Joplin and administers all HOME funded projects throughout the jurisdiction of the Joplin HOME Consortia on behalf of all members.

### Consolidated Plan Public Contact Information

Troy Bolander, Director of Planning, Development, and Neighborhood Services

602 S. Main St. Joplin, MO 64801

(417) 624-0820 ext. 510

## AP-10 Consultation - 91.100, 91.200(b), 91.215(l)

### 1. Introduction

Consultation on the development of the plan began in December 2020 through discussions with current participating sub-recipients. The plan has been further developed through public meetings and public comment.

**Provide a concise summary of the jurisdiction's activities to enhance coordination between public and assisted housing providers and private and governmental health, mental health and service agencies (91.215(l)).**

The City of Joplin's Public Housing Authority is a separate entity who develops their own plans and receives their own funding. However, the City does utilize the Housing Authority as a valuable resource in developing plans and identifying at-needs populations. One such growing population in the city is the elderly. Our Housing Authority has identified this as a need area and we will be partnering with them to develop strategies by which to remedy this and other problems. City staff and Public Housing Authority staff serve on the Community Housing Resource Board to ensure regular contact and awareness of activates performed by both entities.

**Describe coordination with the Continuum of Care and efforts to address the needs of homeless persons (particularly chronically homeless individuals and families, families with children, veterans, and unaccompanied youth) and persons at risk of homelessness.**

The City of Joplin assists the area's Homeless Coalition with the administration of their HMIS system through reimbursement through an annual public service grant. Furthermore, City department staff serve on the Homeless Coalition Board and committees. The City also serves as a consultant for the Coalition and will work with the Coalition to develop strategies for combating homelessness. In the development of the Consolidated Plan, we met with Homeless Coalition members to discuss the homeless needs of the area. The Community Development Planner has been added to the Homeless Coalition Board.

The City partially funds the Coordinated Entry Program, implemented by the Homeless Coalition, through Public Service Grants. The group sends monthly reports to the City of Joplin, and their progress in the program is promising.

**Describe consultation with the Continuum(s) of Care that serves the jurisdiction's area in determining how to allocate ESG funds, develop performance standards for and evaluate outcomes of projects and activities assisted by ESG funds, and develop funding, policies and procedures for the operation and administration of HMIS**

The City of Joplin serves as an environmental oversight body for all of the Continuum of Care Organizations Operating in our area; we do not have any control over the allocation of ESG funds. The City primary capacity in allocation of ESG funds and evaluating projects is through Homeless Coalition board membership including City staff and in consultation in developing plans. However, we do provide CDBG funds towards the reimbursement of the Homeless Coalition's HMIS use. The system allows the Coalition to identify the shortfalls in our service of homeless populations.

**2. Agencies, groups, organizations and others who participated in the process and consultations**

| | |
|---|---|
| **Agency/Group/Organization** | ECONOMIC SECURITY CORPORATION |
| **Agency/Group/Organization Type** | Housing<br>Services - Housing<br>Services-Children<br>Services-Elderly Persons<br>Services-Persons with Disabilities<br>Services-Persons with HIV/AIDS<br>Services-Victims of Domestic Violence<br>Services-homeless<br>Services-Employment<br>Service-Fair Housing<br>Publicly Funded Institution/System of Care<br>Regional organization<br>Planning organization |
| **What section of the Plan was addressed by Consultation?** | Housing Need Assessment<br>Homeless Needs - Chronically homeless<br>Homeless Needs - Families with children<br>Homelessness Needs - Veterans<br>Homelessness Needs - Unaccompanied youth<br>Homelessness Strategy<br>Non-Homeless Special Needs<br>Lead-based Paint Strategy |
| **Briefly describe how the Agency/Group/Organization was consulted. What are the anticipated outcomes of the consultation or areas for improved coordination?** | Economic Security Corporation of the Southwest Area provides a number of services to the Joplin Consortium Area. They preside over the area's Homeless Coalition, are the city's primary CHDO, and they provide a number of other services to low-income individuals. ESC was consulted throughout the process in order to develop a better plan in regards to housing and homelessness strategies. |
| **Agency/Group/Organization** | JOPLIN AREA HABITAT FOR HUMANITY |
| **Agency/Group/Organization Type** | Housing<br>Services - Housing<br>Services-Children<br>Services-Elderly Persons<br>Service-Fair Housing<br>Regional organization |

| | |
|---|---|
| **What section of the Plan was addressed by Consultation?** | Housing Need Assessment<br>Market Analysis<br>Lead-based Paint Strategy |
| **Briefly describe how the Agency/Group/Organization was consulted. What are the anticipated outcomes of the consultation or areas for improved coordination?** | Joplin Area Habitat for Humanity is a valuable housing resource for the City of Joplin; the City has partnered with them numerous times in the past to provide housing opportunities for low-moderate income families. With their housing expertise, JAHFH was consulted in regards to housing needs of the area specifically. They provided guidance on housing and market needs. |
| **Agency/Group/Organization** | One Joplin |
| **Agency/Group/Organization Type** | Housing<br>Services-Children<br>Services-Elderly Persons<br>Services-homeless<br>Services-Health<br>Services-Education<br>Service-Fair Housing<br>Business and Civic Leaders<br>Non-Profit Collaborative |
| **What section of the Plan was addressed by Consultation?** | Housing Need Assessment<br>Homeless Needs - Chronically homeless<br>Homeless Needs - Families with children<br>Homelessness Needs - Veterans<br>Homelessness Needs - Unaccompanied youth<br>Homelessness Strategy<br>Anti-poverty Strategy |
| **Briefly describe how the Agency/Group/Organization was consulted. What are the anticipated outcomes of the consultation or areas for improved coordination?** | One Joplin is a coalition, collaborative effort to bring together service agencies from across the Joplin Area. The effort currently has three work groups, which focus on health, human services, and poverty. The City has representatives on all three teams, but the Community Development Division works primarily with the Poverty work team. The Poverty team has afforded the opportunity to discuss and design methods to "move the needle" on poverty. The group has provided input on the proposed Action Plan, and will continue to help guide program resources where they are needed. |

| | |
|---|---|
| **Agency/Group/Organization** | Community Housing Resource Board |
| **Agency/Group/Organization Type** | Housing<br>PHA |
| **What section of the Plan was addressed by Consultation?** | Housing Need Assessment<br>Public Housing Needs<br>Homeless Needs - Chronically homeless<br>Homeless Needs - Families with children<br>Homelessness Needs - Veterans<br>Homelessness Needs - Unaccompanied youth<br>Homelessness Strategy<br>Non-Homeless Special Needs<br>Anti-poverty Strategy<br>Lead-based Paint Strategy |
| **Briefly describe how the Agency/Group/Organization was consulted. What are the anticipated outcomes of the consultation or areas for improved coordination?** | The Community Housing Resource Board serves as a Fair Housing outreach and advocacy group within the City of Joplin. Their input is valuable in identifying housing need areas and needed policy changes. The group will be especially important as the City begins the Assessment of Fair Housing Process in the 2017 Program Year. |
| **Agency/Group/Organization** | Legal Aid of Western Missouri - Joplin Office |
| **Agency/Group/Organization Type** | Housing<br>Services-Persons with Disabilities<br>Services-homeless<br>Service-Fair Housing<br>Regional organization<br>LMI Legal Services |
| **What section of the Plan was addressed by Consultation?** | Anti-poverty Strategy |
| **Briefly describe how the Agency/Group/Organization was consulted. What are the anticipated outcomes of the consultation or areas for improved coordination?** | Legal Aid of Western Missouri has entered into agreement to provide legal services to non-profit housing organizations to further affordable housing. Legal Aid also is working with One Joplin and the City on Landlord/Tenant education. |
| **Agency/Group/Organization** | Fuller Area Center for Housing |

| | |
|---|---|
| **Agency/Group/Organization Type** | Housing<br>Services - Housing<br>Service-Fair Housing<br>Regional organization |
| **What section of the Plan was addressed by Consultation?** | Housing Need Assessment<br>Market Analysis |
| **Briefly describe how the Agency/Group/Organization was consulted. What are the anticipated outcomes of the consultation or areas for improved coordination?** | Fuller Center is an area non-profit affordable housing provider. The City of Joplin is currently expanding methods to assist their organization without using Federal Funds and may provide HOME funds in the future. |

**Table 2 – Agencies, groups, organizations who participated**

## Identify any Agency Types not consulted and provide rationale for not consulting

## Other local/regional/state/federal planning efforts considered when preparing the Plan

| Name of Plan | Lead Organization | How do the goals of your Strategic Plan overlap with the goals of each plan? |
|---|---|---|
| Continuum of Care | The Homeless Coalition of SWMO | Concurrence |
| Comprehensive Plan 2012 | The City of Joplin | Housing |

**Table 3 – Other local / regional / federal planning efforts**

## Narrative

## AP-12 Participation - 91.401, 91.105, 91.200(c)

**1. Summary of citizen participation process/Efforts made to broaden citizen participation**
**Summarize citizen participation process and how it impacted goal-setting**

**Citizen Participation Outreach**

| Sort Order | Mode of Outreach | Target of Outreach | Summary of response/attendance | Summary of comments received | Summary of comments not accepted and reasons | URL (If applicable) |
|---|---|---|---|---|---|---|
| 1 | Public Meeting | Non-targeted/ broad community<br><br>Sub-Recipients and non-profits | City Staff met with community stakeholders, residents, and non-profit partners to discuss goals, previous year outcomes, and potential actions to take within the upcoming program year on two occasions. | Discussion centered around housing and infrastructure. Specifically, persons present discussed neighborhood revitalization and greater return on investment within distressed communities. As a result, the City's focus will be to accomplish the most impact with the least amount of public dollars. | | |

| | | | | | | |
|---|---|---|---|---|---|---|
| 2 | Newspaper Ad | Non-targeted/ broad community<br><br>Sub-recipients and non-profits | Advertisement to encourage public attendance at public meetings. Resulted in no attendance other than participating non-profits. | | | http://www.joplinglobe.com/ |
| 3 | Public Hearing | Non-targeted/ broad community | City Staff presented the final draft of the 2021 Annual Action Plan to City Council for Approval. Council authorized staff to file the action plan with the Department of Housing and Urban Development by resolution. | Council asked questions regarding the programs, funding justifications, and need areas. No citizens voiced concerns or provided commentary. | | |
| 4 | Internet Outreach | Non-targeted/ broad community | Resulted in one comment received through email. | Wanted to use façade grants for professional services | Desire of comment was to avoid prevailing wage and federalizing the project. | https://www.joplinmo.org/992/HUD-Documents-and-Program-Applications |

**Table 4 – Citizen Participation Outreach**

## Anticipated Resources



OMB Control No: 2506-0117 (exp. 06/30/2018)

| Program | Source of Funds | Uses of Funds | Expected Amount Available Year 1 | | | | Expected Amount Available Remainder of ConPlan $ | Narrative Description |
|---|---|---|---|---|---|---|---|---|
| | | | Annual Allocation: $ | Program Income: $ | Prior Year Resources: $ | Total: $ | | |
| CDBG | public - federal | Acquisition<br>Admin and Planning<br>Economic Development<br>Housing<br>Public Improvements<br>Public Services | 552,519 | 0 | | 552,519 | 2,000,000 | On average, the City of Joplin receives an approximate $500,000 CDBG allocation annually. These funds will be used to improve infrastructure, encourage economic development, and provide needed public services to residents. |
| HOME | public - federal | Acquisition<br>Homebuyer assistance<br>Homeowner rehab<br>Multifamily rental new construction<br>Multifamily rental rehab<br>New construction for ownership<br>TBRA | 479,451 | 0 | 0 | 479,451 | 1,600,000 | On average, the City of Joplin receives a $400,000 annual HOME allocation. These funds will be used to provide safe, decent, and affordable housing through New Construction and Rehabilitation Activities. |

| | | | | | | | | |
|---|---|---|---|---|---|---|---|---|
| **Other** | **public - federal** | **Admin and Planning Economic Development Homebuyer assistance Homeowner rehab Housing Public Improvements Public Services Other** | **0** | **0** | **0** | **3,800,000** | **3,800,000** | **This is an estimated amount of CDBG-DR II funds available during the reporting period. The funds are being drawn on a rolling basis.** |
| **Other** | **Public - Federal** | **Admin and Planning Economic Development Housing assistance Public Services Other** | | | | **556,825** | **556,825** | **Current amount of CDBG-CV funds** |

**Table 2 - Expected Resources – Priority Table**

## Explain how federal funds will leverage those additional resources (private, state and local funds), including a description of how matching requirements will be satisfied

The City intends to encourage use of private financing with HOME funds in the mix to increase the provision of affordable housing. More program options in offering CHDO homebuyer assistance, in addition to subsidizing construction, can help incentivize homebuilders to adjust to program changes and help difficult to qualify homebuyers. Finding qualifying homebuyers has been a challenge for the program. Partial subsidy of construction and homebuyer assistance will spare more funds for other projects, while simultaneously improving a significant difficulty of program participants by qualifying homebuyers. The Community Development office is also working to clean title on County owned lots to assist in the provision of buildable lots for affordable housing developers.

Another significant source of funding is the City of Joplin's CDBG-DR Round I and II Allocations. Current information on the status of projects and funding can be found at: http://mo-joplincdbgdr.civicplus.com/ However, the City of Joplin's Entitlement and HOME programs do not directly work in the Disaster Area so as to focus on neighborhood redevelopment and avoid duplication of efforts.

Following the Joplin Tornado, there was a large amount of non-federal assistance in the form of donated dollars to area housing non-profits. Non-profits that work with the Joplin HOME program used these dollars produce a number of HOME eligible projects that were claimed as HOME match. Currently the City of Joplin has a large match credit balance of over $1.6 million. The City continues to earn a limited amount of HOME match through waived permits and parts of HOME projects that are not Federally funded, but relies on match credit to ensure that the program meets match requirements.

### If appropriate, describe publicly owned land or property located within the jurisdiction that may be used to address the needs identified in the plan

The City is examining change in policy to donate lots to non-profits or other stakeholders for projects or development.  Currently the City is identifying a hand-full of sites for this purpose. There are many City lots located in target areas for community development. The City is cleaning titles for the purpose of housing. The City is also coordinating with the County to acquire lots in the County Trust.

### Discussion

Using the City's annual allocations over the course of the next year, the City's goal will be to develop and revitalize the low-moderate income areas of the community. The primary area of focus for the Action Plan reporting period is the East Town Neighborhood. The City will continue to fund infrastructure projects and encourage its subrecipients to direct housing funding to the neighborhood until the end of this Consolidated Plan.

The City of Joplin HOME program largely benefits the Low/Moderate and low-income household. Extremely low-income household are difficult to quality for homeownership and very few if any of the homeowner rehab applicants fall into the extremely low-income category. When an extremely low-income household applies to the homeowner rehab program, they are prioritized based on need. Most extremely low-income household benefit is achieved through the CDBG public service activities, specifically homelessness prevention. In an average year, approximately 200 households are served through coordinated entry and through the Housing Connect program are sheltered or permanently housed.

# Annual Goals and Objectives

## AP-20 Annual Goals and Objectives - 91.420, 91.220(c)(3)&(e)

### Goals Summary Information

| Sort Order | Goal Name | Start Year | End Year | Category | Geographic Area | Needs Addressed | Funding | Goal Outcome Indicator |
|---|---|---|---|---|---|---|---|---|
| 1 | Provide safe, decent affordable housing | 2020 | 2024 | Affordable Housing | Census Tract 106<br>Census Tract 101 | Safe Decent Affordable Housing | HOME: $479,451 | Homeowner Housing Added: 6 Household Housing Unit<br>Homeowner Housing Rehabilitated: 4 Household Housing Unit |
| 2 | Improve Infrastructure and Encourage Economic Dev. | 2020 | 2024 | Non-Housing Community Development | Census Tract 101<br>Citywide | Public Infrastructure and Facility Improvements | CDBG: $387,266<br>HOME: $0 | Public Facility or Infrastructure Activities other than Low/Moderate Income Housing Benefit: 1200 Persons Assisted<br>Facade treatment/business building rehabilitation: 2 Business<br>Jobs created/retained: 42 Jobs<br>Businesses assisted: 1 Businesses Assisted |
| 3 | Improve Livelihood through Public Service Activity | 2020 | 2024 | Affordable Housing<br>Public Housing<br>Homeless<br>Non-Homeless Special Needs<br>Non-Housing Community Development | Census Tract 110<br>Census Tract 106<br>Census Tract 101<br>Main Street<br>Census Tract 108 | Public Services for Low Income and Special Needs | CDBG: $67,000 | Public service activities other than Low/Moderate Income Housing Benefit: 350 Persons Assisted<br>Homelessness Prevention: 200 Persons Assisted |

**Table 3 – Goals Summary**

## Goal Descriptions

| | | |
|---|---|---|
| **1** | **Goal Name** | Provide safe, decent affordable housing |
| | **Goal Description** | New Construction and rehabilitation projects to be completed through coordination with local non-profit organizations such as Habitat for Humanity and Economic Security Corporation in the East Town Neighborhood, a Low-Mod area. Due to the low property values of the area and low area median income, homeownership is difficult to qualify for any but low-income households. If the goal of 6 new home owner households to benefit, it is likely that 5 will be low/moderate income and hopefully at least one be a low-income household. |
| **2** | **Goal Name** | Improve Infrastructure and Encourage Economic Dev. |
| | **Goal Description** | Providing for the repair and rehabilitation of infrastructure in the East Town Neighborhood. These infrastructure projects will seek to add sidewalks, improve road conditions, and repair and add sanitary sewer systems. Furthermore, there is a planned economic development activity this action plan to create/retain jobs. |
| **3** | **Goal Name** | Improve Livelihood through Public Service Activity |
| | **Goal Description** | Assisting the goals of the Homeless Coalition with the purpose of reducing homelessness though reimbursement for the use of their HMIS system and opening dialogues through reimbursement of the Community Housing Resource Board. In addition, funding will be provided to the Homeless Coalition for the Continuance of their Coordinated Entry Program and neighborhood clean-up will receive an allocation to maintain that activity. |

## AP-35 Projects - 91.420, 91.220(d)

### Introduction

| # | Project Name |
|---|---|
| 1 | Public Service Activities |
| 2 | 2021 Homeowner Rehabilitation |
| 3 | 2021 CHDO Activities |
| 4 | Public Infrastructure |
| 5 | Slum and Blight |
| 6 | CDBG Planning and Administration |
| 7 | HOME Planning and Administration |
| 8 | Economic Development |

**Table 4 – Project Information**

### Describe the reasons for allocation priorities and any obstacles to addressing underserved needs

Allocation priorities were made on the basis of public input, strategic plan needs and goals, and previous project funding and successes. The allocation is based around the increasing demands for affordable housing and infrastructure improvements in the Joplin area. In this Action Plan public service activities are prioritized by need and the number of organizations benefiting from a single activity.

## AP-38 Project Summary

### Project Summary Information

| | | |
|---|---|---|
| **1** | **Project Name** | Neighborhood Improvements |
| | **Target Area** | Census Tract 101 |
| | **Goals Supported** | Improve Infrastructure and Encourage Economic Dev. |
| | **Needs Addressed** | Public Infrastructure and Facility Improvements |
| | **Funding** | : $250,015.20 |
| | **Description** | Funding for 2021 infrastructure projects within the East Town Neighborhood |
| | **Target Date** | |
| | **Estimate the number and type of families that will benefit from the proposed activities** | The neighborhood consists of 1700 persons. |
| | **Location Description** | See map of the neighborhood in the attachment to this plan. |
| | **Planned Activities** | This activity will be to provide sidewalks, sanitary sewer, and stormwater infrastructure within the East Town neighborhood. |
| **2** | **Project Name** | Public Service Activities |
| | **Target Area** | Census Tract 101<br>Citywide |
| | **Goals Supported** | Improve Livelihood through Public Service Activity |
| | **Needs Addressed** | Public Services for Low Income and Special Needs |
| | **Funding** | CDBG: $67,000 |
| | **Description** | public Service Activities to serve vulnerable populations within the City of Joplin |

| | | |
|---|---|---|
| | **Target Date** | |
| | **Estimate the number and type of families that will benefit from the proposed activities** | Through funding for the Homelessness Management Information System and Coordinated Entry Program the City of Joplin will be assisting in the prevention of homelessness, sheltering and rehousing of vulnerable populations. The last point in time count resulted in approximately 275 homeless in the City. |
| | **Location Description** | Coordinated Entry serves the homeless and at-risk populations Citywide and the neighborhood cleanup will take place in the low income neighborhood of East Town. |
| | **Planned Activities** | Activities include funding for Homelessness Management Information System and Coordinated Entry. |
| **3** | **Project Name** | CDBG Planning and Administration |
| | **Target Area** | Citywide |
| | **Goals Supported** | Provide safe, decent affordable housing<br>Improve Infrastructure and Encourage Economic Dev.<br>Improve Livelihood through Public Service Activity |
| | **Needs Addressed** | |
| | **Funding** | CDBG: $110,503.80 |
| | **Description** | |
| | **Target Date** | |
| | **Estimate the number and type of families that will benefit from the proposed activities** | |
| | **Location Description** | |

| | | |
|---|---|---|
| | **Planned Activities** | Pro-rata share of salary and benefits of Planning/ Community Development staff plus overhead including supplies, rent, etc. Also includes $2,500 of funding for the Community Housing Resource Board. This year the Planning Department will draft a formal neighborhood plan for the East Town Neighborhood. |
| **4** | **Project Name** | 2021 Homeowner Rehabilitation |
| | **Target Area** | Census Tract 101<br>Citywide |
| | **Goals Supported** | Provide safe, decent affordable housing |
| | **Needs Addressed** | Safe Decent Affordable Housing |
| | **Funding** | HOME: $110,000 |
| | **Description** | Rehabilitation of owner occupied home of qualifying household by Economic Security Corporation, a local non-profit partner. |
| | **Target Date** | |
| | **Estimate the number and type of families that will benefit from the proposed activities** | Approximately 4 low income households will be assisted with this program. Low/moderate applicants will be assisted if low income household applicants are already assisted. |
| | **Location Description** | This program will operate throughout the Joplin Consortium. Priority will be given to applicants in the East Town neighborhood. |
| | **Planned Activities** | Rehabilitation of eligible single family households. |
| **5** | **Project Name** | 2021 CHDO Activities |
| | **Target Area** | Citywide |
| | **Goals Supported** | Provide safe, decent affordable housing |
| | **Needs Addressed** | Safe Decent Affordable Housing |
| | **Funding** | HOME: $321,505.90 |

| | | |
|---|---|---|
| | **Description** | A Community Development Housing Organization will act as the owner and developer of properties to be newly constructed or rehabilitated for homebuyers. |
| | **Target Date** | |
| | **Estimate the number and type of families that will benefit from the proposed activities** | Approximately 6 low/moderate income families will be assisted with proposed activities. |
| | **Location Description** | These activities will take place throughout the Joplin Consortium. |
| | **Planned Activities** | Development of up to 6 single family homes. |
| **6** | **Project Name** | HOME Administration and Planning |
| | **Target Area** | Citywide |
| | **Goals Supported** | Provide safe, decent affordable housing<br>Improve Infrastructure and Encourage Economic Dev.<br>Improve Livelihood through Public Service Activity |
| | **Needs Addressed** | Safe Decent Affordable Housing<br>Public Infrastructure and Facility Improvements<br>Public Services for Low Income and Special Needs |
| | **Funding** | HOME: $47,945.1 |
| | **Description** | Pro-rata share of planning and administrative costs for planned activities |
| | **Target Date** | |
| | **Estimate the number and type of families that will benefit from the proposed activities** | |
| | **Location Description** | |

| | | |
|---|---|---|
| | **Planned Activities** | Pro-rata share of salary and benefits of Planning/ Community Development staff plus overhead including supplies, rent, etc. This year the Planning Department will draft a formal neighborhood plan for the East Town Neighborhood. |
| 7 | **Project Name** | Façade Grants |
| | **Target Area** | Sunshine Lamp District/Downtown |
| | **Goals Supported** | Improve Infrastructure and Encourage Economic Dev. |
| | **Needs Addressed** | Public Infrastructure and Facility Improvements |
| | **Funding** | HOME: $75,000 |
| | **Description** | Façade improvement in the downtown slum and blight designated area |
| | **Target Date** | |
| | **Estimate the number and type of families that will benefit from the proposed activities** | |
| | **Location Description** | Sunshine Lamp District/ Joplin Downtown |
| | **Planned Activities** | Rehabilitation of two storefronts at approximately $37,500 each |
| 8 | **Project Name** | Economic Development |
| | **Target Area** | Citywide |
| | **Goals Supported** | Improve Infrastructure and Encourage Economic Dev. |
| | **Needs Addressed** | Public Infrastructure and Facility Improvements |
| | **Funding** | CDBG: $50,000 |
| | **Description** | Job Creation and Retention |
| | **Target Date** | |

| | | |
|---|---|---|
| | **Estimate the number and type of families that will benefit from the proposed activities** | 1 |
| | **Location Description** | Citywide |
| | **Planned Activities** | Assistance for for-profit organizations for low to moderate income job creation/retention |

## AP-50 Geographic Distribution - 91.420, 91.220(f)

### Description of the geographic areas of the entitlement (including areas of low-income and minority concentration) where assistance will be directed

The City has several census tracts that are identified as to having 51% Low-Moderate Income households. These census tracts are 101, 106, 108, and 110. Public improvements for FY 2021 will be concentrated in tract 101, more specifically in the East Town neighborhood. Utilizing HOME funds, several housing projects will be in this area to make more comprehensive improvements within the tract. Additional HOME projects will be located within the Consortia area.

### Geographic Distribution

| Target Area | Percentage of Funds |
|---|---|
| Census Tract 110 | |
| Census Tract 106 | |
| Census Tract 101 | 45 |
| Main Street | 14 |
| Census Tract 108 | |

**Table 5 - Geographic Distribution**

### Rationale for the priorities for allocating investments geographically

By concentrating a large portion of our funds on a specific area, we can make a more profound impact. East Town is an area that has been identified as high need by city staff and residents who currently reside in the area.

### Discussion

The City of Joplin's target areas are those areas of the City that are generally considered to be low-income or difficult to develop. The City is also coordinating the efforts of area non-profits in the same target area both in terms of housing and services. Non-entitlement funded community projects are underway and are meant to stabilize the target area on a long-term horizon.

# Affordable Housing

## AP-55 Affordable Housing - 91.420, 91.220(g)

### Introduction

| One Year Goals for the Number of Households to be Supported | |
|---|---|
| Homeless | 200 |
| Non-Homeless | 12 |
| Special-Needs | |
| Total | 212 |

**Table 6 - One Year Goals for Affordable Housing by Support Requirement**

| One Year Goals for the Number of Households Supported Through | |
|---|---|
| Rental Assistance | |
| The Production of New Units | 5 |
| Rehab of Existing Units | 6 |
| Acquisition of Existing Units | |
| Total | 11 |

**Table 7 - One Year Goals for Affordable Housing by Support Type**

### Discussion

The yearly goal for the City of Joplin is to be able to provide housing assistance to as many families as possible. Through the construction of new and rehabilitation of old housing inventory, we hope to further affordable housing for citizens.

## AP-60 Public Housing - 91.420, 91.220(h)

### Introduction

The Joplin Public Housing Authority currently manages 168 public housing units and oversees 435 Section 8 Vouchers. The Housing Authority upkeeps their units to an exceptional standard and ensures Section 8 landlord's compliance. The City of Joplin does not directly oversee or manage the Housing Authority.

### Actions planned during the next year to address the needs to public housing

The Joplin Public Housing Authority has identified the following goals during the upcoming year: expand the supply of affordable housing; reduce public housing vacancies; leverage private or other public funds to create additional housing opportunities; improve the quality of affordable housing; increase customer satisfaction; conduct outreach efforts to potential voucher landlords; continue to implement voucher homeownership program; promotion of self-sufficiency of residents. The City has recently completed a project with Economic Security Corporation for $4,000,000.00 of CDBG-DR assistance and has constructed very-low income elderly bungalows, that will be accepting vouchers administered by the public housing authority.

### Actions to encourage public housing residents to become more involved in management and participate in homeownership

One of the major goals of the housing authority is the promotion of self-sufficiency for their residents. While there are no formal programs for home ownership or assistance within the housing authority, residents do have resources available to them through the City or other area non-profits. The Housing Authority and the Community Development Office hope to refer one to two Housing Authority residents to become homeowners through CHDO activities within the next reporting period. This intention to provide CR homebuyer assistance as part of CHDO activity underwriting should help qualify least-well off public housing residents that are determined to be good candidates for homeownership. The One Joplin Coalition is currently piloting a landlord/tenant education program. The Public Housing Authority has been invited to refer tenants to training.

### If the PHA is designated as troubled, describe the manner in which financial assistance will be provided or other assistance

The Housing Authority is not designated as troubled.

### Discussion

The Joplin Public Housing Authority Director meets quarterly with the Community Development Office to inform both organization on ongoing operations. This is achieved through both the Community Development Planner and the Public Housing Director serving on the Community Housing Resource

Board.

## AP-65 Homeless and Other Special Needs Activities - 91.420, 91.220(i)

### Introduction

The Homeless Coalition has been making improvements to permanently house the homeless and address special needs annually. The number assisted has increased, however the last point-in-time count has shown an increase in the unsheltered. Upon completion of follow-up survey, the coalition found that an unusual number of homeless are not from the area as compared to previous years.

### Describe the jurisdictions one-year goals and actions for reducing and ending homelessness including

### Reaching out to homeless persons (especially unsheltered persons) and assessing their individual needs

The Homeless Coalition, which is composed of Joplin area homeless shelter providers, requested funds through the public service grant process to provide assistance with the maintenance of the Homeless Management Information System (HMIS). The system is required by HUD to receive ESG assistance. Through use of the system, the coalition was successful in obtaining funding from ESG program in the previous years. The subcommittee decided that due to the importance of this system, it should be funded on an annual basis, rather than making the coalition re-apply through the public service competition each year. The Coordinated Entry Program is the point of contact with the homeless in assessing need. Due to the importance of this service, the program is also to be funded annually.

**The Homeless Coalition provided the following information regarding their services:**

Prevention

Emergency Shelter

Transitional Housing

Rapid Re-Housing

Permanent Subsidized Supportive Housing

Permeant Housing – Rental and Homeownership

Coordinated Entry assesses homeless need and refers homeless or at risk homeless to appropriate service providers.

Notes: The Homeless Coalition's outreach efforts will include a variety of strategies to reach people who are living unsheltered. One method will be to host two Project Homeless Connect events per year. (January and July) The events will be advertised through local social service agencies and meal sites.

They are set up as a one stop shop event offering information, resources, giveaways, and services on site. All people attending Project Homeless Connect events will be surveyed. The survey collects information about length of homelessness, reasons for homelessness, and tracks a number of indicators.

Outreach also happens once per year when the Point-In-Time count is conducted. (January) Teams of volunteers divide up the communities and known locations in search of people living unsheltered. Volunteers survey people they encounter and offer resource information.

### Addressing the emergency shelter and transitional housing needs of homeless persons

As part of the Continuum of Care the Homeless Coalition regularly analyses gaps in homeless need and services. One area needing increased level of service is emergency shelter and transitional housing. To that end Watered Gardens (Coalition Shelter) is establishing a new facility in the former Washington Elementary School for women with children.

The current emergency shelter providers are:

Restoration Life, Souls Harbor, Watered Gardens, Carthage Crisis Center

The current transitional housing providers are:

The H.O.U.S.E. Inc., Economic Security Corporation, Lafayette House, Carthage Crisis Center

Homeless persons receive referral to providers through Coordinated Entry.

### Helping homeless persons (especially chronically homeless individuals and families, families with children, veterans and their families, and unaccompanied youth) make the transition to permanent housing and independent living, including shortening the period of time that individuals and families experience homelessness, facilitating access for homeless individuals and families to affordable housing units, and preventing individuals and families who were recently homeless from becoming homeless again

As part of the established Continuum of Care, the Homeless Coalition employs a Point in Time count, and a Housing Inventory Count to specially identify and house/shelter the chronically homeless, families with children, veterans and unaccompanied youth. Veterans, families with children and unaccompanied youth are tracked monthly and prioritized.

**The Homeless Coalition established committees to address chronically homeless, families with**

**children, veterans and unaccompanied youth:**

- Services for Homeless Veterans
- Monitoring Committee
- Prioritization Committee

Economic Security Corporation also operates the Chronically Homeless Program as part of the Permeant Subsidized Supportive Service implementation of the Homeless Coalition.

Notes: The Homeless Coalition maintains a Coordinated Entry process abiding by **Policy 5.00 Order of Priority for Permanent Supportive Housing Projects** which outlines how persons experiencing homelessness will be prioritized for housing services in our community. The policy states that the most vulnerable will be prioritized first which would include the chronically homeless.

### Helping low-income individuals and families avoid becoming homeless, especially extremely low-income individuals and families and those who are: being discharged from publicly funded institutions and systems of care (such as health care facilities, mental health facilities, foster care and other youth facilities, and corrections programs and institutions); or, receiving assistance from public or private agencies that address housing, health, social services, employment, education, or youth needs.

Coalition Members and area service providers refer at risk of homelessness households to Coordinated Entry. Area service providers include non-profit thrift stores, local hospitals, MO Career Center, Veterans Affairs, the Joplin Health Department and Community Development Office, Preferred Family Healthcare providers and Legal Aid of Western Missouri.

Current homeless prevention service providers include Catholic Charities, Economic Security Corporation, Legal Aid, Bright School District, Futures, Children's Haven, Lafayette House, the Salvation Army and Crosslines.

Legal Aid is instrumental in providing legal services to prevent homelessness due to eviction. This role has been greatly increased in the last year due to the pandemic and pending evictions once the moratorium is no longer in affect.

### Discussion

The Homeless Coalition has made great strides in their services and programming since the implementation of the Housing Connect Program. The Coalition has better input from Coalition members and the community at large. In their partnership with the City and area service providers, particular focus will be placed on prevention activities. Specifically, through an existing coalition of area non-profits known as One Joplin, the City will work with area non-profit and for-profit service providers to ensure that persons are not discharged or released into vulnerable situations. Potential partners

include the Housing Authority, Freeman Hospital, Mercy Hospital, and Ozark Center.

Non-housing, special needs populations are at the most risk of becoming homeless. In the upcoming year, the City will provide funding towards the Homeless Coalition's HMIS and Coordinated Entry Programs. Coordinated Entry will help those who are risk of becoming homeless be diverted into stable housing or referred to proper service providers.

## AP-75 Barriers to affordable housing -91.420, 91.220(j)

### Introduction

### Actions it planned to remove or ameliorate the negative effects of public policies that serve as barriers to affordable housing such as land use controls, tax policies affecting land, zoning ordinances, building codes, fees and charges, growth limitations, and policies affecting the return on residential investment

The City has made some progress on objectives laid out in its Analysis of Impediments to Fair Housing. The City is evaluating the current Surplus Land Policy to make available to affordable housing developers and non-profits lands currently in possession of the City. In addition, the City will soon be updating its zoning code to be more in line with the 2012 Comprehensive Plan. Code updates will be addressing setback, minimum lot size and minimum housing footprint requirements of the existing code to increase affordable housing supply in older affordable neighborhoods, where old recorded lots make new construction difficult to comply with current code. The Joplin Public Housing Authority has had difficulty in landlords accepting housing choice vouchers. The City of Joplin has entered into agreement with Economic Security Corporation for $4,000,000 of CDBG-DR assistance and constructed low-income elderly bungalows. This development will be accepting vouchers administered by the Public Housing Authority.

### Discussion

The City of Joplin has updated the Citizen Participation Plan to be compliant with the implementation of the Assessment of Fair Housing. While implementation of the Assessment of Fair Housing has been delayed by the Department of Housing and Urban Development, and likely not going to be a requirement of the 2020 Joplin Consolidated Plan, the City of Joplin and the Joplin Public Housing Authority are prepared to collaborate when the requirement for the assessment is enforced.

## AP-85 Other Actions - 91.420, 91.220(k)

### Introduction

### Actions planned to address obstacles to meeting underserved needs

FY2021 activities that will address underserved needs of the community will consist of the following Public Service activities. The City of Joplin will help assist with homeless needs (HMIS Reimbursement and Coordinated Entry Program).

### Actions planned to foster and maintain affordable housing

The housing activities described earlier (homeowner rehabilitation and CHDO activities) will all foster and maintain affordable housing in the area for a total of approximately 6 affordable units assisted. Furthermore, the City is proactively fostering the use of affordable housing tools to increase the productivity of affordable housing providers. Cleaning title on County owned lots will begin a small land bank for affordable housing. Through collaboration with the One Joplin Coalition the City and One Joplin have launched a landlord/tenant education program funded by a grant from the Missouri Foundation for Health. This is intended to decrease the number of evictions in affordable rentals in the city due to better rental practices.

### Actions planned to reduce lead-based paint hazards

Lead testing is required for rehabilitation programs. Participating organizations will follow current HUD lead-based paint regulations. In addition, every six months, Economic Security Corporation randomly audits one of its projects to verify compliance. A copy of the City's current Lead-Based Paint policies is included in the plan appendices.

### Actions planned to reduce the number of poverty-level families

The City is currently evaluating possible future economic development activities under the current consolidated plan. The City of Joplin, through support of the Coordinated Entry Program, hopes to increase job placement of those at risk of homelessness and eventually out of poverty. Further, the provision of affordable housing will alleviate those low-income families effectively living in poverty due to housing cost burden.

### Actions planned to develop institutional structure

The City has expanded involvement with One Joplin, a coalition of non-profits within the City. One Joplin is increasing collaboration and beginning to conceive of low-income and poverty focused projects, both in services and housing. Partnership with this group will help with outreach and programming and allow for excellent delivery of services despite decreasing funding. The City Manager is City staff representative to the One Joplin steering team and the Community Development Planner is co-chair on

the One Joplin Poverty Team, and the City staff representative Housing Sub-Committee. The One Joplin Poverty Team Housing Sub-Committee is nearing the end of a planning phase for an affordable micro-home design program, and rental rehabilitation program. This year One Joplin has launched a landlord/tenant education program with the goal of leading to housing policy updates in the future.

### Actions planned to enhance coordination between public and private housing and social service agencies

One Joplin is the local coalition of 40 non-profits and a total of 70 organizations. Each organization sends representatives to the facilitating teams of Health, Human Services, Poverty, Literacy, and Transportation relevant to their organizational mission. The City Manager sits on the steering team of One Joplin. The Joplin Community Development Planner co-chair on the Poverty Team and sits on the Housing Sub-Committee. The City will continue its partnership with ESC and Habitat for Humanity as CHDO's using HOME funds.

### Discussion

Further improvements to institutional structure will be implemented as part the of the next Analysis of Impediments and Consolidated Plan process.

# Program Specific Requirements

## AP-90 Program Specific Requirements - 91.420, 91.220(l)(1,2,4)

### Introduction

**Community Development Block Grant Program (CDBG)**
**Reference 24 CFR 91.220(l)(1)**

Projects planned with all CDBG funds expected to be available during the year are identified in the Projects Table. The following identifies program income that is available for use that is included in projects to be carried out.

1. The total amount of program income that will have been received before the start of the next program year and that has not yet been reprogrammed
2. The amount of proceeds from section 108 loan guarantees that will be used during the year to address the priority needs and specific objectives identified in the grantee's strategic plan
3. The amount of surplus funds from urban renewal settlements
4. The amount of any grant funds returned to the line of credit for which the planned use has not been included in a prior statement or plan.
5. The amount of income from float-funded activities

Total Program Income

**Other CDBG Requirements**

1. The amount of urgent need activities

**HOME Investment Partnership Program (HOME)**
**Reference 24 CFR 91.220(l)(2)**

1. A description of other forms of investment being used beyond those identified in Section 92.205 is as follows:

   The City through sub-recipients offers HOME funds for owner-occupied rehabilitation on a forgivable loan basis and offers homebuyer’s subsidies to allow affordable homes to low- and moderate-income homebuyers through the CHDO activity. Homebuyer assistance through CHDO's are offered through the CHDO and do not exceed the 10% threshold for HOME investment.

2. A description of the guidelines that will be used for resale or recapture of HOME funds when used for homebuyer activities as required in 92.254, is as follows:

   The CITY shall have the right to review and audit all records of any DEVELOPER pertaining to any

payment by the CITY. Said records shall be maintained for a period of five years after the project completion date. Except, for documents imposing Resale/Recapture restrictions which must be retained for Five years after the affordability period terminates [92.508 (c)(2)].

The HOME-assisted housing must meet the affordability requirements for not less than the applicable period specified in the following table, beginning after project completion.[92.254 (a)(4)].

The DEVELOPER shall assure that any NOTES and MORTGAGES recorded for homebuyers shall be in compliance with 24 CFR 92.254 and that the DEVELOPER will monitor each unit for principal residency (under 92.254(a)(3)) and resale/recapture (under 92.254 (a)(4) – (5)).

3. A description of the guidelines for resale or recapture that ensures the affordability of units acquired with HOME funds? See 24 CFR 92.254(a)(4) are as follows:

The owner-occupied rehabilitation activity through ESC imposes a 3-year affordability period on all rehabilitations. The affordability period is record as a Deed Restriction and is forgiven after 3 years, if all program requirements are met. Any funds that may be returned will be treated as program income.

The PJ has structured the CHDO's and Joplin Area Habitat for Humanity's recapture provisions based on the amount of HOME assistance that enables the homebuyer to purchase the unit. The period of affordability will be based upon the total amount of HOME funds subject to recapture [CFR 24 92.254(a)(5)(ii)].

When the recapture requirement is triggered by a sale (voluntary or involuntary) of the housing unit, the amount recaptured cannot exceed the net proceeds, if any. The net proceeds are the sales price minus superior loan repayment (other than HOME funds) and any closing costs [CFR 24 92.254(a)(5)(ii)(A)]. The program will use a deed restriction to enforce the recapture provisions.

4. Plans for using HOME funds to refinance existing debt secured by multifamily housing that is rehabilitated with HOME funds along with a description of the refinancing guidelines required that will be used under 24 CFR 92.206(b), are as follows:

The City currently has no plans to use HOME funds for such refinancing.

# CITY OF JOPLIN
# COUNCIL AGENDA ITEM

**ITEM**
Council Bill 2021-110
An Agreement for Residential Curbside Trash and Recycling Collection Services

**MEETING DATE**
April 19, 2021

**ORIGINATING DEPT**
Public Works - Operations

**ATTACHMENTS**
CB 2021-110 Ordinance; Republic Services Agreement; Republic Services Proposal

**REVIEWED BY**
Director of Public Works – David Hertzberg, Director of Finance – Leslie Haase, City Attorney – Peter C. Edwards, City Manager – Nicholas Edwards

**SUMMARY**
This Council Bill approves a five-year agreement between the City of Joplin and Republic Services.

**BACKGROUND**
On April 1, 2016, the City started the current residential trash franchise. This was a five (5) year contract that provided the citizens of Joplin with a low and steady price for the first two years, and no more than a 2% increase on these services through years three (3) through five (5). In the current contract, Republic Services has the option of two additional one-year extensions which they initially declined to renew. On October 9, 2020 proposals were accepted from three solid waste management companies. Council rejected all bids at the December 7, 2021.

On January 7, 2021 Republic Services requested a one-year extension on the current contract and provided a proposal for a Five-year agreement. The current contract with Republic Services (Ordinance 2016-103) expired on March 31, 2021. The council approved a one-year extension to the Republic Services contract (Ordinance 2021-016) which included a 2% increase for both solid waste collection and curbside recycling services for the extension of the term. The newly accepted term extended Republics Services from April 1, 2021 until March 31, 2022.

Acceptance of this council bill will nullify the recently approved one-year term extension and 2% increase from Republic Services and replace it with a new five-year agreement with Republic Services for both solid waste collection and curbside recycling. This agreement will begin on July 1, 2021. With the five-year agreement, the solid waste collection costs will remain the same for the first year and have a 2% increase each year thereafter through June 30, 2026. Additionally, with the new five-year agreement, the optional curbside recycling cost will decrease from $4.95 to $4.50 with a 2% increase each year thereafter through June 30, 2026. However, recycling will be on a every other week rotation and may no longer fall on solid waste collection day. Additional carts will be at no cost to the resident.

City of Joplin shall be responsible for the billing and collection charges for the solid waste collection and disposal services through the monthly residential utility bill. The current billing and administrative fee of $.55 will be included on the utility bill and will be retained by the city to offset the cost to the city for administering the residential trash service.

The following is the fee schedule:

| | | |
|---|---|---|
| July 1, 2021-June 30, 2022 Residential Trash Rate | year one | $11.86 |
| July 1, 2022-June 30, 2023 Residential Trash Rate | year two | $12.10 |
| July 1, 2023-June 30, 2024 Residential Trash Rate | year three | $12.34 |
| July 1, 2024-June 30, 2025 Residential Trash Rate | year four | $12.59 |
| July 1, 2025-June 30, 2026 Residential Trash Rate | year five | $12.84 |

Residential Recycle Rate Fee Schedule: (paid only by subscribers)

| | |
|---|---|
| July 1, 2021-June 30, 2022 Residential Recycle Rate year one | $4.50 |
| July 1, 2022-June 30, 2023 Residential Recycle Rate year two | $4.59 |
| July 1, 2023-June 30, 2024 Residential Recycle Rate year three | $4.68 |
| July 1, 2024-June 30, 2025 Residential Recycle Rate year four | $4.77 |
| July 1, 2025-June 30, 2026 Residential Recycle Rate year five | $4.87 |

**FUNDING SOURCE**

Solid Waste

**RECOMMENDATION**

Staff recommends approval of Council Bill 2021-114 on an emergency basis in accordance with Section 2.12 (1) of the Joplin City Charter, in that said ordinance provides for the protection and preservation of the public health of the community by ensuring the uninterrupted disposal of Trash, Rubbish, bulky items and limbs thereby minimizing the proliferation of vermin and unsanitary conditions within the community.

AGREEMENT
FOR SOLID WASTE COLLECTION AND DISPOSAL

THIS AGREEMENT is made and entered into this _____ day of _____, 2021, by and between the City of Joplin, Missouri, a Missouri Municipal Corporation, hereinafter referred to as "City," and Allied Services, LLC, a Delaware Limited Liability Company, hereinafter referred to as "Republic," and with City and Republic hereinafter collectively referred to as "the Parties."

WITNESSETH:

WHEREAS, City desires to engage a contractor for the purpose of collection and disposal of solid waste as described in Request for Proposal #101-2020 Solid Waste Collection Services, attached hereto and incorporated by reference as Exhibit A;

WHEREAS, Republic desires to be engaged as the City's contractor for the purpose of collection and disposal of solid waste as described in its Response to Request for Proposal #101-2020 Solid Waste Collection Services, attached hereto and incorporated by reference as Exhibit B, and its addendum thereto, attached hereto and incorporated by reference as Exhibit C; and

WHEREAS, City has selected Republic as the best bidder based on full consideration of all factors, preferences, and conditions deemed applicable by City.

NOW, THEREFORE, the Parties agree as follows:

1. Term. The term of this Agreement is effective from July 1, 2021 to June 30, 2026, unless terminated earlier as provided herein.

2. Scope of Work. Republic agrees to diligently perform in a professional and workmanlike manner the collection and disposal of solid waste as described in Request for Proposal #101-2020 Solid Waste Collection Services, attached hereto and incorporated by reference as Exhibit A, and in Republic's Response to Request for Proposal #101-2020 Solid Waste Collection Services, attached hereto and incorporated by reference as Exhibit B, and its addendum thereto, attached hereto and incorporated by reference as Exhibit C. Specifically, Republic's services include but are not limited to the collection and disposal of solid waste and curbside recycling services to all single-family residential dwellings within City's current and future corporate limits. Republic will provide all labor, materials, and equipment. Republic will provide at least one trash cart for each customer, and, at the customer's request, will provide additional trash carts at no charge. Republic will provide at least one recycling cart for each subscriber, and, at the subscriber's request, will provide additional recycling carts at no charge.

3. Payment. Republic will be compensated for the foregoing Scope of Work as described in Request for Proposal #101-2020 Solid Waste Collection Services and in Republic's Response to Request for Proposal #101-2020 Solid Waste Collection Services, and its addendum thereto. In no event will City be liable to Republic for a customer's failure to pay Republic.

a. Fee schedule for residential trash service. Republic will collect residential

trash at least once a week. The fee schedule for residential trash service will be as follows:

1. July 1, 2021- June 30, 2022 Residential Trash Rate: $11.86.

2. July 1, 2022- June 30, 2023 Residential Trash Rate: $12.10.

3. July 1, 2023- June 30, 2024 Residential Trash Rate: $12.34.

4. July 1, 2024- June 30, 2025 Residential Trash Rate: $12.59.

5. July 1, 2025- June 30, 2026 Residential Trash Rate: $12.84.

b. Fee schedule for residential curbside recycling service. Citizens may subscribe to residential curbside recycling service. Republic will collect residential curbside recycling at least once every other week. The bi-weekly day of service shall be determined by Republic. The fee schedule for residential curbside recycling service will be as follows:

1. July 1, 2021- June 30, 2022 Residential Recycle Rate: $4.50.

2. July 1, 2022- June 30, 2023 Residential Recycle Rate: $4.59.

3. July 1, 2023- June 30, 2024 Residential Recycle Rate: $4.68.

4. July 1, 2024- June 30, 2025 Residential Recycle Rate: $4.77.

5. July 1, 2025- June 30, 2026 Residential Recycle Rate: $4.87.

4. Independent Contractor. This Agreement does not create an employer-employee relationship between the parties. Republic is an independent contractor and is not entitled to any benefits including health, dental, vision, disability, life, and unemployment insurance, worker's compensation coverage, and LAGERS. Republic is an independent contractor and not an employee for all purposes including the application of the Fair Labor Standards Act Minimum Wage and Overtime Payments, Federal Insurance Contribution Act, Social Security Act, Federal Unemployment Tax Act, and the provisions of the Internal Revenue Code, Missouri Revenue and Taxation Laws, and Missouri's Worker Compensation Laws and Unemployment Insurance Laws.

5. Insurance. Without limiting any of the other obligations or liabilities of Republic, Republic shall secure and maintain at its own cost and expense, throughout the duration of this Agreement, insurance of such types and in such amounts as may be necessary to protect it and the interests of City against all hazards or risks of loss as hereunder specified or which may arise out of the performance of this Agreement. The form and limits of such insurance, together with the underwriter thereof in each case, are subject to approval by City. Regardless of such approval, it shall be the responsibility of Republic to maintain adequate insurance coverage at all times during the term of this Agreement. Failure of Republic to maintain coverage shall not relieve it of any contractual responsibility or obligation or liability in general or under this Agreement.

The certificates of insurance, including evidence of the required endorsements hereunder

or the policies, shall be filed with City within ten (10) days of the effective date and prior to the start of work. All insurance policies shall require that the insurance company in question provide thirty (30) days written notice prior to modification or cancellation of such insurance. Such notices shall be mailed, certified mail, return receipt requested, to: City of Joplin, 602 S. Main St., Joplin, MO 64801.

Such policies shall name City as an additional insured, with limits of liability not less than the sovereign immunity limits for Missouri public entities calculated by the Missouri Department of Insurance as of January 1 each calendar year and published annually in the Missouri Register pursuant to Section 537.610, RSMo. (See, http://insurance.mo.gov/industry/sovimmunity.php) As of January 1, 2021, the minimum coverage for the insurance referred to herein shall be as set out below:

a. Workers' Compensation…Statutory coverage per RSMo 287.010 et seq.

Employer's Liability Insurance…$1,000,000.00

b. Commercial General Liability Insurance, including coverage for Premises, Operations, Products and Completed Operations, Contractual Liability, Broad Form Property Damage, Independent Contractors, Explosion, Collapse, and Underground Property Damage and endorsed for blasting if blasting required. Such coverage shall apply to bodily injury and property damage on an "Occurrence Form Basis" with limits of at least Two Million Nine Hundred Forty Thousand Eight Hundred Sixty-eight and no/100 Dollars ($2,940,868.00) for all claims arising out of a single accident or occurrence and at least Four Hundred Forty-one Thousand One Hundred Thirty and no/100 Dollars ($441,130.00) with respect to injuries and/or death of any one person in a single occurrence and an amount not less than at least One Million and no/100 Dollars ($1,000,000.00) for all claims to property arising out of a single occurrence and at least One Hundred Thousand and no/100 Dollars ($100,000.00) to any one owner with respect to damages to property. Republic agrees that the proceeds of such insurance policy shall first be used to pay any award, damages, costs, and/or attorneys' fees incurred by or assessed against City, its employees, officers, and agents, before payment of any award, damages, costs or attorneys' fees of Republic, its employees, officers, or agents. Republic agrees to cause its insurer to name City as an additional insured on such insurance policy, including City as an additional insured for coverage under its products-completed operations hazard, and said policy shall be primary and noncontributory.

c. Automobile Liability Insurance covering bodily injury and property damage for owned, non-owned and hired vehicles, with limits of at least Two Million Nine Hundred Forty Thousand Eight Hundred Sixty-eight and no/100 Dollars ($2,940,868.00) for all claims arising out of a single accident or occurrence and at least Four Hundred Forty-one Thousand One Hundred Thirty and no/100 Dollars ($441,130.00) with respect to injuries and/or death of any one person in a single accident or occurrence.

d. Subcontracts. In case any or all of this work is sublet, Republic shall require the subcontractor to procure and maintain all insurance required in subparagraphs (a), (b) and (c) hereof and in like amounts. Republic shall require any and all subcontractors with whom it enters into a contract to perform work on this project to protect City through insurance against applicable

hazards or risks and shall, upon request of City, provide evidence of such insurance.

e. Legislative or Judicial Changes. In the event the scope or extent of City's tort liability as a governmental entity as described in Section 537.600 through 537.650 RSMo is broadened or increased during the term of this Agreement by legislative or judicial action, City may require Republic, upon ten (10) days written notice, to execute a contract addendum whereby Republic agrees to provide, at a price not exceeding Republic's actual increased premium cost, additional liability insurance coverage as City may require to protect City from increased tort liability exposure as the result of such legislative or judicial action. Any such additional insurance coverage shall be evidenced by an appropriate certificate of insurance and shall take effect within the time set forth in the addendum.

6. Amendments. The covenants and obligations herein contained are the full and complete terms of this Agreement, and no alteration, amendments, or changes to such terms shall be binding unless first reduced to writing and executed with the same formality as this Agreement.

7. Assignment. This Agreement, including payment hereunder, shall not be sub-let, assigned, or otherwise disposed of, except with the prior written consent of City, whose consent will not be unreasonably delayed.

8. Attorney's Fees and Expenses. If City files suit in order to enforce any term of this Agreement and is the prevailing party, Republic shall be liable for City's reasonable attorney's fees and expenses. In no event shall City be liable for Republic's reasonable attorney's fees and expenses.

9. Binding Effect. This Agreement shall be binding upon the parties hereto, their heirs, executors, administrators, legal representatives, successors, and assigns, and shall be binding in the event of the death or legal disability of the parties. Provided, however, that nothing in this paragraph shall be construed as a consent by City to any assignment of this Agreement or any interest therein by Republic.

10. Certification of Non-Resident/Foreign Companies: Republic shall procure and maintain during the life of this Agreement a certificate of authority to transact business in the State of Missouri from the Secretary of State, unless exempt pursuant to the provisions of Section 351.570 RSMo. and a certificate from the Missouri Director of Revenue evidencing compliance with transient employer financial assurance law, unless exempt pursuant to the provisions of Section 285.230 RSMo.

11. Choice of Law and Venue. This Agreement has been made, and its validity, performance and effect shall be determined, in accordance with the laws of the State of Missouri and venue for litigation between the parties shall be solely and exclusively in Jasper County, Missouri.

12. Compliance with laws. Republic shall observe and comply with all Federal, State, and local laws and ordinances that affect those employed or engaged by it on the project, or the material or equipment used, or the conduct of the work, and shall procure all necessary licenses, permits, and insurance.

13. Consequential Damages. In no event shall City be liable to Republic for special, indirect, or consequential damages.

14. Contract Documents. The contract documents shall consist of the following: this Agreement, Request for Proposal #101-2020 Solid Waste Collection Services, Republic's Response to Request for Proposal #101-2020 Solid Waste Collection Services, and Republic's addendum thereto. In the event of conflict between the contract documents, this Agreement will prevail. In the event of conflict between Request for Proposal #101-2020 Solid Waste Collection Services, Republic's Response to Request for Proposal #101-2020 Solid Waste Collection Services, and Republic's addendum thereto, Request for Proposal #101-2020 Solid Waste Collection Services will prevail. In the event of conflict between Republic's Response to Request for Proposal #101-2020 Solid Waste Collection Services and Republic's addendum thereto, Republic's addendum thereto will prevail.

15. Entire Agreement. This Agreement (including any Exhibits) contains the entire understanding of the parties with respect to the subject matter hereof. It may not be altered or amended except by an agreement in writing signed by both parties.

16. Ethics. Republic warrants that it has not employed or retained any company or person, other than a bona fide employee working solely for Republic, to solicit or secure this Agreement, and that it has not paid or agreed to pay any company or person, other than a bona fide employee working solely for Republic, any fee, commission, gift, or contingent fee.

17. Headings. The headings of paragraphs in this Agreement are for convenience only. The headings form no part of this Agreement and shall not affect its interpretation.

18. Indemnification. Republic agrees to indemnify and save harmless City, from and against any and all claims, demands, suits, actions, recoveries, judgments, costs, and expenses, including reasonable attorney's fees and expenses, therewith made, to the extent brought or obtained on account of the loss of life or property or injury or damage to the person or property of any person or persons whomsoever, whether such person or persons be Republic, its agents or employees, or City, its agents or employees, or any third-person in any way connected with the parties hereto, which loss of life or property, or injury or damage to persons or property, shall be due to, or arise out of, result from, or be in any way connected with, Republic's negligent performance or willful misconduct in performance of the Agreement.

19. Non-Discrimination. Republic agrees in the performance of this Agreement not to discriminate on the ground or because of race, creed, color, national origin or ancestry, sex, religion, handicap, age, status as a protected veteran or status as a qualified individual with a disability, or political opinion or affiliation, against any employee of Republic or applicant for employment and shall include a similar provision in all subcontracts let or awarded hereunder.

20. Representations. The signatories hereto represent and warrant that they have read this Agreement, that they are fully authorized in the capacities shown, that they understand the terms of this Agreement, and that they are executing the same voluntarily and solely for the consideration described herein.

21. Rights and Benefits. Republic's services will be performed solely for the benefit of the City and not for the benefit of any other persons or entities.

22. Severability. If any of the provisions of this Agreement shall be construed to be invalid or illegal, the legality or validity of the other provisions of this Agreement shall not be affected thereby. Any illegal or invalid provision of this Agreement shall be severable, and any other provisions shall remain in full force and effect.

23. Subcontractors. Republic shall be as fully responsible to City for the acts and omissions of its subcontractors, and of persons either directly or indirectly employed by them, as Republic is for the acts and omissions of persons it directly employs. Republic shall cause appropriate provisions to be inserted in all subcontracts relating to this work, to bind all subcontractors to Republic by all the terms herein set forth, and insofar as applicable to the work of subcontractors and to give Republic the same power regarding termination of any subcontract as City may exercise over Republic under any provisions of this Agreement. Nothing contained in this Agreement shall create any contractual relation between the subcontractor and City or between any subcontractors.

24. Termination. City may terminate this Agreement, without cause, by giving Republic thirty (30) days' written notice of the same.

25. Waiver. Waiver of any provision of this Agreement or breach of this Agreement shall not thereafter be deemed to be a consent by the waiving party to any further waiver, modification or breach by the other party, whether new or continuing, of the same or any other covenant, condition or provision of this Agreement. Failure by one of the parties to this Agreement to assert its rights for any breach of this Agreement shall not be deemed a waiver of such rights.

26. Force Majeure. During periods of any failure or delay in performance due to contingencies beyond a party's reasonable control, including strikes, riots, terrorist acts, compliance with Applicable Laws or governmental orders, fires, or inclement weather, primarily snow and ice, Republic may need to delay or suspend the collection of routes for the safety of both citizens and its employees for a day or more. In making this determination Republic shall notify the City first to ensure that this does not violate the agreement. Next, Republic shall make a Public Service announcement to news agencies to provide the specifics of the delay or suspension as well as the modified schedule. The City will also put out a notice that Republic Services has come to this determination and the modified schedule. Republic shall have a local phone number that citizens can call to voice concerns or complaints and to get information. This number should be used on the news release. Any delayed trash or recycle pick-ups shall be completed as soon as is reasonably possible.

27. Definitions:

Acceptable Waste. means all waste that is authorized to be disposed of at the Sanitary Landfill under then applicable federal, state and local laws, regulations, ordinances, rules, permits, licenses, and governmental orders or directives (collectively "Applicable Laws") and that is not Unacceptable Waste

Unacceptable Waste. Unacceptable Waste means: (1) Hazardous Waste; (2) radioactive, volatile, corrosive, highly flammable, explosive, biomedical, infectious, biohazardous, or toxic waste as defined by Applicable Law; or (3) Special Waste; or (4) any otherwise regulated waste.

Solid Waste. Solid Waste is any nonhazardous solid waste generated by City residents that is not excluded by the provisions of this Agreement. Solid Waste shall not include any Unacceptable Waste.

Waste Material. Waste Material is all Solid Waste and Recyclable Material that are not excluded by this Agreement. Waste Material does not include any Unacceptable Waste.

28. Right to Reject Unacceptable Waste. Contractor has the right to refuse any load containing any Unacceptable Waste. If Unacceptable Waste is discovered, Contractor will give the - resident notice thereof and a reasonable opportunity to remove and dispose of such Unacceptable Waste. Contractor shall make a good faith effort to resolve the issue with the resident.

29. Title to Waste. Contractor shall obtain title to Solid Waste once it is collected into Contractor's vehicle or deposited at the Contractor's facility. Title to and liability for any Unacceptable Waste shall at not time pass to Contractor and shall remain with the generator.

[Remainder of page intentionally left blank – signature page follows]

IN WITNESS WHEREOF, the parties hereto have executed this Agreement as of the date shown below.

FOR ALLIED SERVICES, LLC

BY: _____
David Sestak
General Manager s

Date: _____

FOR THE CITY OF JOPLIN, MISSOURI

BY: _____
Nick Edwards
City Manager

ATTEST: _____
Barbara J. Gollhofer
City Clerk

APPROVED AS TO FORM:

_____
Peter C. Edwards
City Attorney

**COUNCIL BILL NO. 2021-110** **ORDINANCE NO**

AN ORDINANCE approving an agreement with Allied Services, LLC hereinafter referred to as "Republic Services" to provide curbside trash and recycling pick-up for single-family and duplex residential living units and authorizing the City Manager or his designee to execute the same by and on behalf of the City of Joplin with an emergency clause.

BE IT ORDAINED BY THE COUNCIL OF THE CITY OF JOPLIN, as follows:

Whereas, since April 1, 2016 the City of Joplin has managed residential trash service through an exclusive franchise agreement with Republic Services and said agreement expired on March 31, 2021 with the option of two additional one-year extensions.

Whereas, the City of Joplin accepted three competitive, sealed Proposals (RFP-101-2020) on October 9, 2020 for residential trash and recycling services. All bids were rejected upon Republic Services offer to extend their contract by one year.

Whereas, on February 1, 2021 the City of Joplin accepted Republic Services one-year offer of extension to the current contract which includes a 2% price increase between April 1, 2021 through the expiration of the extension on March 31, 2022.

Whereas, acceptance of this five-year contract with Republic Services will nullify the recently accepted agreement extension and will begin service on July 1, 2021 and expire on June 30, 2026.

Whereas, the City's FY 2020-2021 budget provides for "sanitation charges" and "residential trash administration" and the FY 2021-2022 budget will provide for the same.

Section 1. That the said five-year agreement by and between the City of Joplin and Republic Services a true and accurate copy of said agreement being attached hereto; be and the same is hereby approved.

Section 2. That the City Manager of the City of Joplin, Missouri, or his designee, is hereby authorized and directed to execute said agreement by and on behalf of the City of Joplin.

Section 3. That the City hereby declares that this Ordinance provides for the protection and preservation of the public health of the community by ensuring the uninterrupted collection and disposal of solid waste thereby minimizing the proliferation of vermin and unsanitary conditions within the community in accordance with Section 2.12 (1) of the Joplin City Charter with an emergency clause.

Passed by the Council of the City of Joplin, Missouri, this _____ day of

_____, 2021 by a _____ vote.

_____

ATTEST: Ryan D. Stanley, Mayor

_____
Barbara J. Gollhofer, City Clerk

APPROVED AS TO FORM:

_____
Peter C. Edwards, City Attorney

**COUNCIL BILL 2021-110**

I hereby certify that a sufficient amount is available in the solid waste fund for the sanitation charges and residential trash administration to pay the amounts called for in the referenced agreement.

_____
Leslie Haase, Director of Finance

# CITY OF JOPLIN
# COUNCIL AGENDA ITEM

**ITEM**
Council Bill 2021-122 Authorization to accept a grant from the Department of Transportation, Federal Aviation Administration, (FAA) Airport Improvement Program (AIP) for Phase 3 Reconstruct Runway 18-36 at the Joplin Regional Airport; and containing an emergency clause.

**MEETING DATE**
April 19, 2021

**ORIGINATING DEPT**
Public Works/Airport

**ATTACHMENTS**
CB2021-122 Ordinance; FAA Grant Agreement, Project Breakdown & Map

**REVIEWED BY**
Director of Public Works: David Hertzberg; Director of Finance: Leslie Haase; City Attorney: Peter Edwards; City Manager: Nicholas Edwards

**SUMMARY**
This Grant Offer for Airport Improvement Program (AIP) Project No. 3-29-0037-045-2021 at Joplin Regional Airport not to exceed the amount of Five Million Nine Hundred Fifty-Four Thousand One Hundred Sixty-Nine and no/100 dollars ($5,954,169.00) is provided in accordance with the FAA approved project consisting of the Phase 3 - Reconstruct North 3,500 Feet Of Runway 18/36 (3,500' x 100'), And Replace Adjacent Runway Lights.

The Federal Aviation Administration, for and on behalf of the United States, hereby offers and agrees to pay One Hundred (100%) percent of the allowable costs incurred accomplishing the Project as the United States share of the Project.

**BACKGROUND**
The FAA required this project to be prepared as a multi-phased project in order to match the funding cycles within the legislative appropriations. The FAA issued a Go Letter on October 2, 2018 for the Phase 1 Engineering Design for the Reconstruction of Runway 18-36. On August 5, 2020 FAA issued a Go letter to begin the construction project under Phase 2. This Grant offer is to cover the final Phase 3 of the project. Please reference the attached project breakdown sheet for a description of the project Phases.

**FUNDING SOURCE**
Federal Aviation Administration Grant

**RECOMMENDATION**
Staff recommends adoption of this Council Bill on an Emergency basis, being an Ordinance dealing with a general appropriation, within the meaning of Section 2.12(4) of the Home Rule Charter of the City of Joplin, Missouri, and, as such, this Ordinance shall become effective immediately upon its passage. Specifically, this council bill needs to be approved in order to meet FAA Guidelines for grant acceptance.

# Runway 18-36 Reconstruction
# Project Phases and Description

| | | |
|---|---|---|
| Phase 1 | Engineering and Design October 2018 | |
| | FAA Grant (95%) | $ 709,692.00 |
| | CMT Design Contract | $ 722,043.91 |
| Phase 2 | Construction Project 1 South 3000 Ft Runway 18-36 | |
| | FAA Grant (100%) | $ 7,869,866.00 |
| | Emery Sapp Construction Contract Project 1 | $ 6,614,891.61 |
| | CMT Construction Management Contract | $ 1,077,115.58 |
| | FAA Reimbursable Agreement | $ 177,859.42 |
| Phase 3 | Construction Project 2 North 3500 Ft Runway 18-36 | |
| | FAA Grant (100%) | $ 5,954,169.00 |
| | Emery Sapp Construction Contract Project 2 | $ 5,954,168.85 |

| | |
|---|---|
| Estimated Total Project Cost (Phases 1, 2 & 3) | $14,546,079.37 |
| Estimated Federal Funds | $14,533,727.00 |
| Estimate Local Share | $ 12,351.91 |

**COUNCIL BILL NO. 2021-122** **ORDINANCE NO.**

AN ORDINANCE authorizing the acceptance of an agreement by and between the City of Joplin and the Department of Transportation, Federal Aviation Administration (FAA) Airport Improvement Program (AIP), for Phase 3 of Reconstruction to Runway 18-36 at the Joplin Regional Airport; and containing an emergency clause.

BE IT ORDAINED BY THE COUNCIL OF THE CITY OF JOPLIN, MISSOURI, as follows:

Section 1. That an agreement by and between the City of Joplin and Department of Transportation, Federal Aviation Administration not to exceed the amount of Five Million Nine Hundred Fifty-Four Thousand One Hundred Sixty-Nine and no/100 dollars ($5,954,169.00) for Phase 3 of Reconstruction of Runway 18-36 at the Joplin Regional Airport; a true and accurate copy of said agreement being attached hereto and incorporated herein; is hereby approved.

Section 2. That the City Manager or his Designee is hereby authorized and directed to execute said Agreement by and on behalf of the City of Joplin, Missouri.

Section 3. That upon the final approval and acceptance of work under said contract, in substantial conformance with the attached exhibits, in writing by the Director of Public Works and his certification to the effect to the Director of Finance, the construction company shall be paid from the Airport fund.

Section 4. That the City of Joplin declares that this ordinance dealing with general appropriation is an emergency within the meaning of Section 2.12(4) of the HOME RULE CHARTER of the City of Joplin, Missouri and the Council hereby declares that this ordinance shall be in full force and effect from and after passage. Specifically, this council bill needs to be approved as an emergency ordinance in order to meet FAA Guidelines for grant acceptance.

PASSED BY THE COUNCIL OF THE CITY OF JOPLIN, MISSOURI, this _____ day of _____, 2021, by a _____ vote.

_____
Ryan D. Stanley, Mayor

ATTEST:

_____
Barbara J. Gollhoffer, City Clerk

APPROVED AS TO FORM:

_____
Peter C. Edwards, City Attorney

**COUNCIL BILL NO. 2021-122** **ORDINANCE NO.**

I hereby certify that a sufficient amount is available in the Airport Fund to pay the amounts called for on the basis of the bids received by the City of Joplin.

_____

Leslie Haase, Director of Finance

U.S. Department
of Transportation
Federal Aviation
Administration

## FAA Airport Improvement Program (AIP)

## GRANT AGREEMENT

## Part I - Offer

| | |
|---|---|
| Federal Award Offer Date | **{{DateTime_es_:signer1:calc(now()):format(date," mmmm d, yyyy")}}** |
| Airport/Planning Area | **Joplin Regional** |
| FY 2021 AIP Grant Number | **3-29-0037-045-2021** |
| Unique Entity Identifier | **010649846** |

TO: **City of Joplin**
**(herein called the "Sponsor")**

FROM: **The United States of America** (acting through the Federal Aviation Administration, herein called the "FAA")

**WHEREAS,** the Sponsor has submitted to the FAA a Project Application dated **March 16, 2021**, for a grant of Federal funds for a project at or associated with the **Joplin Regional Airport**, which is included as part of this Grant Agreement; and

**WHEREAS,** the FAA has approved a project for the **Joplin Regional Airport** (herein called the "Project") consisting of the following:

**Reconstruct North 3,500 Feet Of Runway 18/36 (3,500ft x 100ft) And Replace Adjacent Runway Lights, Phase 3 - Construction**

which is more fully described in the Project Application.

**NOW THEREFORE**, Pursuant to and for the purpose of carrying out the FAA Reauthorization Act of 2018 (Public Law Number 115-254); Title 49, United States Code (U.S.C.), Chapters 471 and 475; 49 U.S.C. §§ 40101 et seq., and 48103; the Department of Transportation Appropriations Act, 2021 (Public Law 116-260, Division L), as further amended by the American Rescue Plan Act of 2021 (Public Law 117-2); and the representations contained in the Project Application; and in consideration of: (a) the Sponsor's adoption and ratification of the Grant Assurances attached hereto (b) the Sponsor's acceptance of this Offer; and (c) the benefits to accrue to the United States and the public from the accomplishment of the Project and compliance with the Grant Assurance and conditions as herein provided;

**THE FEDERAL AVIATION ADMINISTRATION, FOR AND ON BEHALF OF THE UNITED STATES, HEREBY OFFERS AND AGREES to pay One Hundred (100%) percent of the allowable costs incurred accomplishing the Project as the United States share of the Project.**

DRAFT

**Assistance Listings Number (Formerly CFDA Number): 20.106**

**This Offer is made on and SUBJECT TO THE FOLLOWING TERMS AND CONDITIONS**:

## CONDITIONS

1. **Maximum Obligation.** The maximum obligation of the United States payable under this Offer is **$5,954,169.00**.

   The following amounts represent a breakdown of the maximum obligation for the purpose of establishing allowable amounts for any future grant amendment, which may increase the foregoing maximum obligation of the United States under the provisions of 49 U.S.C. § 47108(b):
   **$0** for planning
   **$5,954,169.00** for airport development or noise program implementation; and,
   **$0** for land acquisition.

   The source of this Grant includes funding from the Small Airport Fund, in accordance with 49 U.S.C. § 47116.

2. **Grant Performance.** This Grant Agreement is subject to the following Federal award requirements:

   a. Period of Performance:

      1. Shall start on the date the Sponsor formally accepts this Agreement and is the date signed by the last Sponsor signatory to the Agreement. The end date of the Period of Performance is 4 years (1,460 calendar days) from the date of acceptance. The Period of Performance end date shall not affect, relieve, or reduce Sponsor obligations and assurances that extend beyond the closeout of this Grant Agreement.

      2. *Means the* total estimated time interval between the start of an initial Federal award and the planned end date, which may include one or more funded portions or budget periods. (2 Code of Federal Regulations (CFR) § 200.1).

   b. Budget Period:

      1. For this Grant is 4 years (1,460 calendar days) and follows the same start and end date as the period of performance provided in Paragraph a.1. Pursuant to 2 CFR § 200.403(h), the Sponsor may charge to the Grant only allowable costs incurred during the Budget Period.

      2. Means the time interval from the start date of a funded portion of an award to the end date of that funded portion during which the Sponsor is authorized to expend the funds awarded, including any funds carried forward or other revisions pursuant to § 200.308.

   c. Close Out and Termination

      1. Unless the FAA authorizes a written extension, the Sponsor must submit all Grant closeout documentation and liquidate (pay-off) all obligations incurred under this award no later than 120 calendar days after the end date of the period of performance. If the Sponsor does not submit all required closeout documentation within this time period, the FAA will proceed to close out the grant within one year of the period of performance end date with the information available at the end of 120 days. (2 CFR § 200.344).

      2. The FAA may terminate this Grant, in whole or in part, in accordance with the conditions set forth in 2 CFR § 200.340, or other Federal regulatory or statutory authorities as applicable.

DRAFT

# LEGEND



CONTRACTOR'S HAU



FLAGMEN



LOW PROFILE BARR

RSA

RUNWAY SAFETY AR



PHASE 1 - ALL WORK
RUNWAY 13-31 RSA



PHASE 2 - ALL WOR
RUNWAY 13-31 RSA

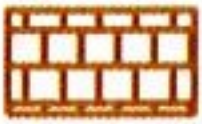

PHASE 3 - ALL WOR
RUNWAY 13-31 RSA
C OF A (XX DAYS)



CONTRACTOR'S STO
AND STAGING AREA

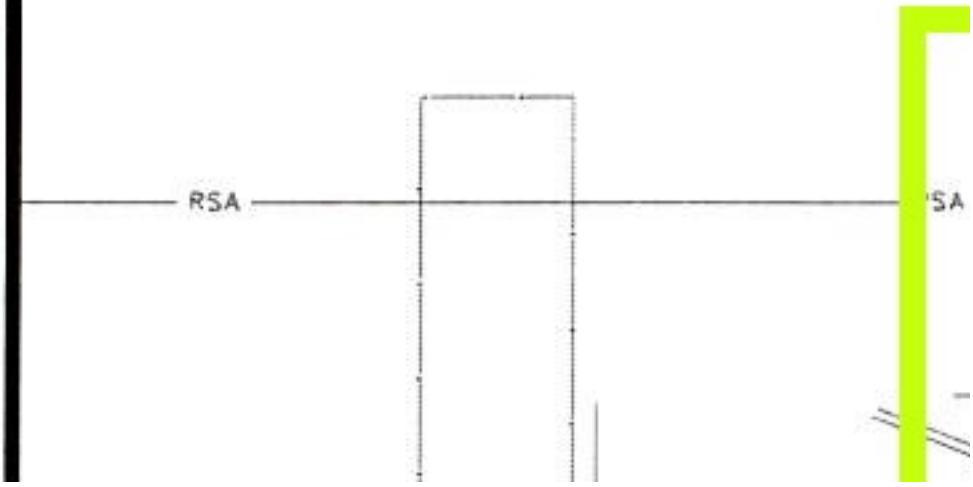

# CITY OF JOPLIN
# COUNCIL AGENDA ITEM

**ITEM**
Council Bill 2021-123 – authorizing the acceptance of an agreement by and between the City of Joplin and Crawford, Murphy & Tilly, Inc., for Construction Observation Services for the Reconstruction of Runway 18-36 at the Joplin Regional Airport; and containing an emergency clause.

**MEETING DATE**
April 19, 2021

**ORIGINATING DEPT**
Public Works/Airport

**ATTACHMENTS**
CB2021-123 Ordinance; Contract Agreement; map

**REVIEWED BY**
Dept. Head: David Hertzberg; Director of Finance: Leslie Haase; City Attorney: Peter Edwards; City Manager: Nicholas Edwards

**SUMMARY**
This Council Bill is an agreement by and between the City of Joplin and Crawford, Murphy & Tilly, Inc.(CMT), for Engineering Services not to exceed the amount of One Million Seventy-Seven Thousand One Hundred Fifteen and 58/100 dollars ($1,077,115.58) for the construction observation of the Reconstruction Runway 18-36 Phases 1 & 2 at the Joplin Regional Airport. This project began on Runway 18-36 as an agreement with CMT for engineering and design services in 2019 which was paid with a grant of 95% from the Federal Aviation Administration. This grant will be the conclusion of that project.

**BACKGROUND**
The engineering firm of Crawford, Murphy & Tilly, Inc. amended the Pavement Management Plan to document the impact that the commercial airline equipment upgrade (heavier aircraft) is having on the existing pavement. The results of this up-gage in aircraft reflected a significant deterioration in the pavement structure for Runway 18-36. The FAA issued us a Grant and it was accepted by Council on September 14, 2020 for the reconstruction project.

**FUNDING SOURCE**
The FAA issued a Supplemental Appropriation Funding Airport Improvement Grant AIP No. 3-29-0037-043-2020 for the project. The Grant amount is based on the Federal share of the projected final project cost which includes the construction and inspections fees.

**RECOMMENDATION**
Staff recommends adoption of this Council Bill on an Emergency basis, being an Ordinance dealing with a general appropriation, within the meaning of Section 2.12(6) of the Home Rule Charter of the City of Joplin, Missouri, and, as such, this Ordinance shall become effective immediately upon its passage as an emergency ordinance in order to allow construction to be completed withing funding time limitations.

**COUNCIL BILL NO. 2021-123** **ORDINANCE NO.**

AN ORDINANCE authorizing a supplemental agreement by and between the City of Joplin and Crawford, Murphy & Tilly, Inc., for Construction Observation Services to Reconstruct Runway 18-36 at the Joplin Regional Airport; and containing an emergency clause.

BE IT ORDAINED BY THE COUNCIL OF THE CITY OF JOPLIN, MISSOURI, as follows:

Section 1. That an agreement by and between the City of Joplin and Crawford, Murphy & Tilly, Inc., for Construction Observation Services not to exceed the amount of One Million Seventy-Seven Thousand One Hundred Fifteen and 58/100 dollars (1,077,115.58) for the Reconstruction of Runway 18-36 Project at the Joplin Regional Airport; a true and accurate copy of said agreement being attached hereto and incorporated herein, Exhibit A; is hereby approved.

Section 2. That the City Manager or his Designee is hereby authorized and directed to execute said Agreement by and on behalf of the City of Joplin, Missouri.

Section 3. That upon the final approval and acceptance of work under said contract, in substantial conformance with the attached exhibits, in writing by the Director of Public Works and his certification to the effect to the Director of Finance, the construction company shall be paid from the Airport fund.

Section 4. That the City of Joplin declares that this ordinance dealing with public improvement is an emergency within the meaning of Section 2.12(6) of the HOME RULE CHARTER of the City of Joplin, Missouri and the Council hereby declares that this ordinance shall be in full force and effect from and after passage. Specifically, this council bill needs to be approved as an emergency ordinance in order to allow construction to be completed within funding time limitations.

PASSED BY THE COUNCIL OF THE CITY OF JOPLIN, MISSOURI, this _____ day of _____, 2021, by a _____ vote.

_____
Ryan D. Stanley, Mayor

ATTEST:

_____
Barbara J. Gollhoffer, City Clerk

APPROVED AS TO FORM:

_____
Peter C. Edwards, City Attorney

**COUNCIL BILL NO. 2021-123** **ORDINANCE NO.**

I hereby certify that a sufficient amount is available in the Airport Fund to pay the amounts called for on the basis of the bids received by the City of Joplin.

_____

Leslie Haase, Director of Finance

Airport Name: Joplin Regional Airport
Project No.: 3-29-0037-043
County: Jasper

**AVIATION PROJECT CONSULTANT SUPPLEMENTAL AGREEMENT NO. 1**
**CONSTRUCTION SERVICES**

THIS SUPPLEMENTAL AGREEMENT NO. 1 for Construction Services is entered into by the City of Joplin, Missouri (hereinafter, "Sponsor") and Crawford, Murphy & Tilly, Inc. (hereinafter, "Consultant").

WITNESSETH:

WHEREAS, the Sponsor and the Consultant entered into an Agreement on August 14, 2019, to accomplish a project at the Joplin Regional Airport, (hereinafter, "Original Agreement"); and

WHEREAS, the Sponsor and the Consultant now desire to enter into Supplemental Agreement No. 1 to otherwise complete, extend or continue the Original Agreement as provided herein.

NOW, THEREFORE, in consideration of the mutual promises, covenants, and representations contained herein the parties agree as follows:

(1) SCOPE OF SERVICES:

(A) The Services to be provided by the Consultant under Supplemental Agreement No. 1 are additional services which are beyond the scope of services provided in the Original Agreement. These additional professional services are generally described and defined in Section 17 of the Original Agreement and Exhibit II - SA1, which is attached hereto and incorporated herein by reference.

(2) FEES AND PAYMENTS:

(A) The Consultant shall be reimbursed in accordance with Section 9 of the Original Agreement.

(B) The costs of Supplemental Agreement No. 1 shall be in addition to the cost of the Original Agreement.

(C) The lump sum fee payable included in Section 9 of the Original Agreement shall remain the same as in the original agreement.

(D) For and in consideration of the Construction Phase Administration Services rendered by Consultant, Owner shall pay Consultant direct salaries, overhead, direct expenses, and subconsultant fees as specified in Section (9) of the Original Agreement plus a fixed fee of **$44,268.83** for a total not to exceed amount of **$1,077,115.58.**

(E) Estimated costs for the services in Supplemental Agreement No. 1 are defined in Exhibit IV - SA1 and Exhibit V - SA1, which are attached hereto and incorporated herein by reference.

(3) PERIOD OF SERVICE: Exhibit VI, Performance Schedule, of the Original Agreement is hereby revised to include time for the performance of these additional services. The total time to be added to Exhibit VI for completion of these additional services shall be 120 calendar days after final acceptance. The projected completion date shown on Exhibit VI is now revised to 120 days after final acceptance, which includes time for performance of all remaining services in the Original Agreement and the services in Supplemental Agreement No. 1 and submittal of all deliverables.

(4) DISADVANTAGED BUSINESS ENTERPRISE (DBE) REQUIREMENTS:

(A) DBE Goal: The following DBE goal has been established for this Supplemental Agreement No. 1. The dollar value of services and related equipment, supplies, and materials used in furtherance thereof which is credited toward this goal will be based on the amount actually paid to DBE firms. The goal for the percentage of services to be awarded to DBE firms is 0% of the total Supplemental Agreement No. 1 dollar value.

(B) DBE Participation Obtained by Consultant: The Consultant has obtained DBE participation, and agrees to use DBE firms to complete 0% of the total services to be performed under this Supplemental Agreement No. 1 by dollar value. The DBE firms which the Consultant shall use, and the type and dollar value of the services each DBE will perform, is as follows:

| DBE FIRM NAME, STREET AND COMPLETE MAILING ADDDRESS | TYPE OF DBE SERVICE | TOTAL $ VALUE OF THE DBE SUBCONTRACT | CONTRACT $ AMOUNT TO APPLY TO TOTAL DBE GOAL | % OF SUBCONTRACT $ VALUE APPLICABLE TO TOTAL GOAL |
|---|---|---|---|---|
| | | | | |
| | | | | |
| | | | | |
| | | | | |
| | | | | |

(5) SUBCONSULTANTS:

(A) The Consultant agrees that except for those firms and for those services listed below, there shall be no transfer of engineering services performed under this Supplemental Agreement No. 1 without the written consent of the Sponsor. Subletting, assignment, or transfer of the services or any part thereof to any other corporation, partnership, or individual is expressly prohibited. Any violation of this clause will be deemed cause for termination of this Supplemental Agreement No. 1.

Exceptions (Subconsultant Information):

| FIRM NAME | COMPLETE ADDRESS | NATURE OF SERVICES |
|---|---|---|
| Algier Martin and Associates | P.O. Box 2627<br>Joplin, MO 64803-2627 | Resident Engineer |
| Palmerton and Parrish | 3500 East 13th Street | Material Testing |
| Quantum Spatial | 523 Wellington Way,<br>Lexington KY 40503 | AGIS Aerial Photo |
| | | |
| | | |

(6) ORIGINAL AGREEMENT: Except as otherwise modified, amended, or supplemented by this Supplemental Agreement No. 1, the Original Agreement between the parties shall remain in full force and effect and the terms of the Original Agreement shall extend and apply to this Supplemental Agreement No. 1.

IN WITNESS WHEREOF, the parties have entered into this Supplemental Agreement No. 1 on the date last written below.

Executed by the Consultant this _____ day of _____, 20 ____.

Executed by the Sponsor this _____ day of _____, 20 ____.

CONSULTANT

By_____

Title_____.

SPONSOR – City of Joplin

By_____.

Title_____

ATTEST:

By_____

Title_____

ATTEST:

By_____.

Title_____

Approved as to Form:

By_____

Title_____

Approved as to Form:

By_____

Title_____

# LEGEND



CONTRACTOR'S HAU



FLAGMEN



LOW PROFILE BARR

RSA

RUNWAY SAFETY AR



PHASE 1 - ALL WORK
RUNWAY 13-31 RSA



PHASE 2 - ALL WOR
RUNWAY 13-31 RSA

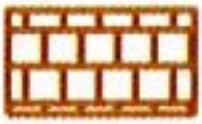

PHASE 3 - ALL WOR
RUNWAY 13-31 RSA
C OF A (XX DAYS)



CONTRACTOR'S STO
AND STAGING AREA

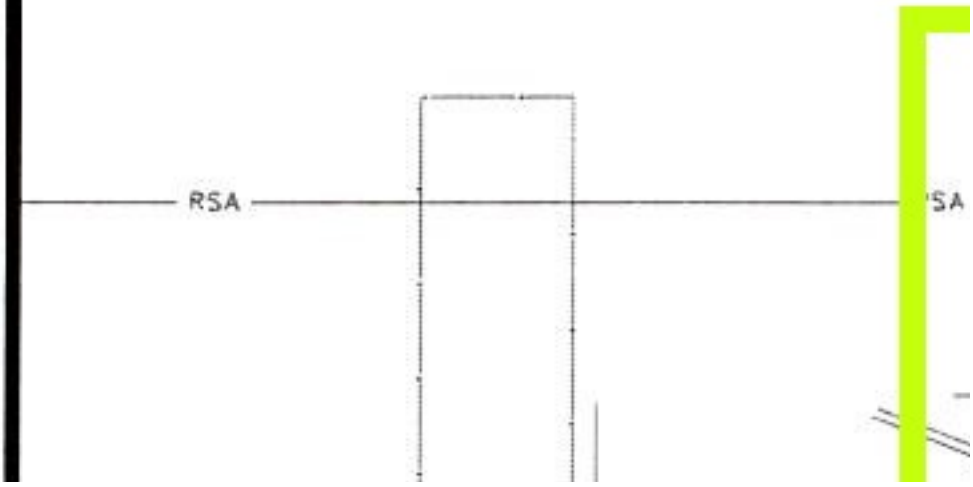

# CITY OF JOPLIN
# COUNCIL AGENDA ITEM

**ITEM**
Council Bill 2021- 126 Acquisition by Condemnation Proceedings for the 32nd Street Widening Project

**MEETING DATE**
April 19, 2021

**ORIGINATING DEPT**
Public Works-Engineering

**ATTACHMENTS**
Council Bill 2021-126

**REVIEWED BY**
Director of Public Works: David Hertzberg; Finance Director: Leslie Haase; Asst, City Attorney: Jordan Paul; City Manager: Nicholas Edwards

**SUMMARY**
This Council Bill approves an ordinance declaring a public necessity for the acquisition of real property and easements from Waterview Estates, LLC , by condemnation proceedings for the 32nd Street Widening Project.

**BACKGROUND**
In August 2014 the voters passed the Renewal of the Capital Improvement Sales Tax Program for an additional 10 years. One of the projects was the widening of 32nd Street from Schifferdecker Avenue to Central City Road. Currently the City has been unable to reach an agreement with Waterview Estates, LLC, for the purchase of 7,633 square feet of right-of-way and 25,172 square feet of temporary construction easement for the improvement project. The property owner was offered $19,345.80, the fair market value as determined by professional appraisal.

**FUNDING SOURCE**
Capital Improvement Sales Tax

**RECOMMENDATION**
Staff recommends approval of Council Bill 2021- 126 Acquisition by Condemnation Proceedings for the 32nd Street widening project be approved on an emergency basis, in that said ordinance provides for public improvements and is considered to be an emergency per section 2.12(6) of the HOME RULE CHARTER of the City of Joplin, Missouri, and as such, this ordinance shall become effective immediately upon its passage. Furthermore, approval of this council bill will allow right of way acquisition to be finalized, allowing construction to begin as scheduled, avoiding any unnecessary delays to the construction schedule, and is therefore an emergency.

COUNCIL BILL NO. 2021-126 ORDINANCE NO.

AN ORDINANCE declaring the necessity of acquiring for public use certain fee simple right of way and temporary construction easements for the purpose of street construction improvements associated with the proposed 32nd Street widening project between Schifferdecker Avenue and Central City Road; authorizing the City Manager and his designees to negotiate for the purpose of acquiring the necessary interests in land; authorizing the City Attorney and his designees to institute condemnation proceedings if such interests in land cannot be acquired by purchase through good faith negotiations; and containing an emergency clause.

WHEREAS, the City Council for the City of Joplin, Missouri deems it necessary, desirable, advisable, and in the public interest to obtain certain fee simple right of way and temporary construction easements for the purpose of street construction improvements associated with the proposed 32nd Street widening project between Schifferdecker Avenue and Central City Road; and,

WHEREAS, the proposed 32nd Street widening project between Schifferdecker Avenue and Central City Road was included in the renewal of the Capital Improvement Sales Tax Program approved by the voters in August 2014; and,

WHEREAS, the proposed 32nd Street widening project between Schifferdecker Avenue and Central City Road was included in the FY20 and FY21 budgets; and,

WHEREAS, after approval of the FY20 and FY21 budgets, the City Manager and his designees had authority to negotiate and acquire by purchase certain interests in property necessary for the construction of the proposed 32nd Street widening project between Schifferdecker Avenue and Central City Road; and,

WHEREAS, the City has the authority by virtue of Sections 88.010 to 88.070, 88.073, and 82.240 of the Revised Statutes of the State of Missouri, and by virtue of the Charter of the City of Joplin, Missouri, to acquire private property by condemnation proceedings for any public or municipal use, including uses or purposes stated herein.

NOW, THEREFORE, BE IT ORDAINED BY THE CITY COUNCIL OF THE CITY OF JOPLIN, MISSOURI, as follows:

Section 1. That it is hereby found, determined, and declared that it is necessary and in the public interest for the public purpose of constructing the widening of 32nd Street between Schifferdecker Avenue and Central City Road, to acquire, by purchase or condemnation proceedings, certain fee simple right of way and temporary construction easements for such public improvements, including but not limited to construction of new roadway, sidewalks, installation, maintenance, and repair of public storm sewer lines, and all work incidental and subsidiary thereto, all of which are situated in the City of Joplin, Jasper County, Missouri, and are legally described in Exhibit “A” attached hereto and incorporated by reference as if fully set forth herein.

Section 2. That the City Manager and his designees have negotiated in good faith with the owners of property herein described for the purpose of acquiring certain fee simple right of way and temporary construction easements, relating to the property herein described, and are hereby authorized to continue negotiations notwithstanding the filing of condemnation proceedings.

Section 3. That the City Manager and his designees are hereby authorized to execute necessary documents to pay and disburse funds to property owners, others holding property rights, and escrow agents pursuant to negotiated agreements.

Section 4. That, in the event of failure, following good faith negotiations, to reach agreement on the amount of compensation to be paid for such fee simple right of way and temporary construction easements, and the acquisition thereof by purchase, the City Attorney and his designees, including special counsel, are hereby authorized and directed to institute condemnation proceedings for the purpose of acquiring such fee simple right of way and temporary construction easements in the manner provided by the Revised Statutes of Missouri.

Section 5. That the City of Joplin declares that this Ordinance relating to a public improvements, is an emergency within the meaning of Section 2.12 (6) of the HOME RULE CHARTER of the City of Joplin, and as such, shall be in full force and effect immediately from after its adoption and approval.

PASSED BY THE COUNCIL OF THE CITY OF JOPLIN, MISSOURI, this _____ day of_____, 2021, by a vote of_____.

Ryan D. Stanley, Mayor

ATTEST:

Barbara J. Gollhofer, City Clerk

APPROVED AS TO FORM:

Peter C. Edwards, City Attorney

EXHIBIT A

Fee Simple Right of Way

Commencing at the Southeast Corner of the Southeast Quarter (SE1/4) of the Southwest Quarter (SW1/4) of the Southwest Quarter (SW1/4) of said Section Seventeen (17); Thence N88°03’17”W along the South line of said Section Seventeen (17), 142.74 feet; Thence N03°27’08”W along the East line of the above described tract, 25.11 feet to the point of beginning, said point being on the current North right-of-way line of 32nd Street; Thence N88°03’17”W along said North right-of-way line, 506.67 feet to a point on the West line of the above described tract; Thence N01°51’04”E along the West line of the above described tract, 12.50 feet; Thence S88°03’17”E parallel to said North right-of-way line, 424.51 feet; Thence N79°39’42”E, 43.73 feet; Thence N01°56’43”E, 21.62 feet; Thence S88°03’17”E parallel to said North right-of-way line, 35.35 feet to a point on the East line of the above described tract; Thence S03°27’08”E, 43.62 feet to the point of beginning.

Containing 7,663 square feet more or less.

Temporary Construction Easement

Commencing at the Southeast Corner of the Southeast Quarter (SE1/4) of the Southwest Quarter (SW1/4) of the Southwest Quarter (SW1/4) of said Section Seventeen (17); Thence N88°03’17”W along the South line of said Section Seventeen (17), 142.74 feet; Thence N03°27’08”W along the East line of the above described tract, 68.73 feet to the point of beginning; Thence N88°03’17”W parallel to the South line of said Section Seventeen (17), 35.35 feet; Thence S01°56’43”W, 21.62 feet; Thence S79°39’42”W, 43.73 feet; Thence N88°03’17”W parallel to the South line of said Section Seventeen (17), 424.51 feet to a point on the West line of the above described tract; Thence N01°51’04”E along the West line of the above described tract, 157.50 feet; Thence S88°03’17”E parallel to the South line of said Section Seventeen (17), 50.30 feet; Thence S01°51’04”W parallel to the West line of the above described tract, 140.00 feet; Thence S88°03’17”E parallel to the South line of said Section Seventeen (17), 302.97 feet; Thence N01°56’43”E, 15.00 feet; Thence S88°03’17”E parallel to the South line of said Section Seventeen (17), 65.00 feet; Thence N01°56’43”E, 125.00 feet; Thence S88°03’17”E parallel to the South line of said Section Seventeen (17), 65.00 feet; Thence S01°56’43”W, 110.00 feet; Thence S88°03’17”E parallel to the South line of said Section Seventeen (17), 17.78 feet to a point on the East line of the above described tract; Thence S03°27’08”E along the East line of the above described tract, 16.65 feet to the point of beginning.

Containing 25,172 square feet more or less.

# CITY OF JOPLIN
# COUNCIL AGENDA ITEM

**ITEM**
Council Bill 2021- 127 Acquisition by Condemnation Proceedings for the 32nd Street Widening Project

**MEETING DATE**
April 19, 2021

**ORIGINATING DEPT**
Public Works-Engineering

**ATTACHMENTS**
Council Bill 2021-127

**REVIEWED BY**
Director of Public Works: David Hertzberg; Finance Director: Leslie Haase; Asst, City Attorney: Jordan Paul; City Manager: Nicholas Edwards

**SUMMARY**
This Council Bill approves an ordinance declaring a public necessity for the acquisition of real property and easements from RBC Enterprises, LLC., by condemnation proceedings for the 32nd Street Widening Project.

**BACKGROUND**
In August 2014 the voters passed the Renewal of the Capital Improvement Sales Tax Program for an additional 10 years. One of the projects was the widening of 32nd Street from Schifferdecker Avenue to Central City Road. Currently the City has been unable to reach an agreement with RBC Enterprises, LLC., for the purchase of 7,270 square feet of right-of-way, 3,664 square feet of slope easement and 5,846 square feet of temporary construction easement for the improvement project. The property owner was offered $13,011, the fair market value as determined by professional appraisal.

**FUNDING SOURCE**
Capital Improvement Sales Tax

**RECOMMENDATION**
Staff recommends approval of Council Bill 2021- 127 Acquisition by Condemnation Proceedings for the 32nd Street widening project be approved on an emergency basis, in that said ordinance provides for public improvements and is considered to be an emergency per section 2.12(6) of the HOME RULE CHARTER of the City of Joplin, Missouri, and as such, this ordinance shall become effective immediately upon its passage. Furthermore, approval of this council bill will allow right of way acquisition to be finalized, allowing construction to begin as scheduled, avoiding any unnecessary delays to the construction schedule, and is therefore an emergency.

COUNCIL BILL NO. 2021-127 ORDINANCE NO.

AN ORDINANCE declaring the necessity of acquiring for public use certain fee simple right of way, permanent easements, and temporary construction easements for the purpose of street construction improvements associated with the proposed 32nd Street widening project between Schifferdecker Avenue and Central City Road; authorizing the City Manager and his designees to negotiate for the purpose of acquiring the necessary interests in land; authorizing the City Attorney and his designees to institute condemnation proceedings if such interests in land cannot be acquired by purchase through good faith negotiations; and containing an emergency clause.

WHEREAS, the City Council for the City of Joplin, Missouri deems it necessary, desirable, advisable, and in the public interest to obtain certain fee simple right of way, permanent easements, and temporary construction easements for the purpose of street construction improvements associated with the proposed 32nd Street widening project between Schifferdecker Avenue and Central City Road; and,

WHEREAS, the proposed 32nd Street widening project between Schifferdecker Avenue and Central City Road was included in the renewal of the Capital Improvement Sales Tax Program approved by the voters in August 2014; and,

WHEREAS, the proposed 32nd Street widening project between Schifferdecker Avenue and Central City Road was included in the FY20 and FY21 budgets; and,

WHEREAS, after approval of the FY20 and FY21 budgets, the City Manager and his designees had authority to negotiate and acquire by purchase certain interests in property necessary for the construction of the proposed 32nd Street widening project between Schifferdecker Avenue and Central City Road; and,

WHEREAS, the City has the authority by virtue of Sections 88.010 to 88.070, 88.073, and 82.240 of the Revised Statutes of the State of Missouri, and by virtue of the Charter of the City of Joplin, Missouri, to acquire private property by condemnation proceedings for any public or municipal use, including uses or purposes stated herein.

NOW, THEREFORE, BE IT ORDAINED BY THE CITY COUNCIL OF THE CITY OF JOPLIN, MISSOURI, as follows:

Section 1. That it is hereby found, determined, and declared that it is necessary and in the public interest for the public purpose of constructing the widening of 32nd Street between Schifferdecker Avenue and Central City Road, to acquire, by purchase or condemnation proceedings, certain fee simple right of way, permanent easements, and temporary construction easements for such public improvements, including but not limited to construction of new roadway, sidewalks, installation, maintenance, and repair of public storm sewer lines, and all work incidental and subsidiary thereto, all of which are situated in the City of Joplin, Jasper County, Missouri, and are legally described in Exhibit "A" attached hereto and incorporated by reference as if fully set forth herein.

Section 2. That the City Manager and his designees have negotiated in good faith with the owners of property herein described for the purpose of acquiring certain fee simple right of way, permanent easements, and temporary construction easements, relating to the property herein described, and are hereby authorized to continue negotiations notwithstanding the filing of condemnation proceedings.

Section 3. That the City Manager and his designees are hereby authorized to execute necessary documents to pay and disburse funds to property owners, others holding property rights, and escrow agents pursuant to negotiated agreements.

Section 4. That, in the event of failure, following good faith negotiations, to reach agreement on the amount of compensation to be paid for such fee simple right of way, permanent easements, and temporary construction easements, and the acquisition thereof by purchase, the City Attorney and his designees, including special counsel, are hereby authorized and directed to institute condemnation proceedings for the purpose of acquiring such fee simple right of way, permanent easements and temporary construction easements in the manner provided by the Revised Statutes of Missouri.

Section 5. That the City of Joplin declares that this Ordinance relating to a public improvements, is an emergency within the meaning of Section 2.12 (6) of the HOME RULE CHARTER of the City of Joplin, and as such, shall be in full force and effect immediately from after its adoption and approval.

PASSED BY THE COUNCIL OF THE CITY OF JOPLIN, MISSOURI, this _____ day of_____, 2021, by a vote of_____.

Ryan D. Stanley, Mayor

ATTEST:

Barbara J. Gollhofer, City Clerk

APPROVED AS TO FORM:

Peter C. Edwards, City Attorney

EXHIBIT A

Fee Simple Right of Way

Commencing at the Southeast Corner of the Southwest Quarter of the Southwest Quarter, Thence N02°01’36”E, along the East line of said Southwest Quarter of the Southwest Quarter, 25.02 feet to a point on the existing North right-of-way line of West 32nd Street said point being the point of beginning; Thence N88°03’17”W along the North right-of-way line of West 32nd Street, 145.14 feet to a point on the West line of the above described tract; Thence N03°27’08”W along the West line of above described tract, 43.62 feet; Thence S88°03’17”E parallel to said North right-of-way line, 74.34 feet; Thence S01°56’43”W, 23.42 feet; Thence S88°03’17”E parallel to said North right-of-way line, 206.58 feet to a point on the East line of the above described tract; Thence S02°01’36”W along the East line of the above described tract, 20.00 feet to a point the existing North right-of-way line of 32nd Street; Thence N88°03’17”W along said North right-of-way line, 131.64 feet to the point of beginning.

Containing 7,270 square feet more or less.

Permanent Slope Easement

Commencing at the Southeast Corner of the Southwest Quarter of the Southwest Quarter, Thence N02°01’36”E, along the East line of said Southwest Quarter of the Southwest Quarter, 45.02 feet to the point of beginning. Thence N88°03’17”W parallel to the North right-of-way line of West 32nd Street, 74.93 feet; Thence N01°56”43”E, 20.00 feet; Thence S88°03’17”E parallel to said North right-of-way line, 159.84 feet; Thence S01°56’43”W, 10.00 feet; Thence S88°03’17”E parallel to the North right-of-way line of West 32nd Street, 46.75 feet to a point on the East line of the above described tract; Thence S02°01’36”W along the East line of the above described tract, 10.00 feet Thence N88°03’17”W parallel to the North right-of-way line of 32nd Street, 131.65 feet to the point of beginning.

Containing 3,664 square feet more or less.

Temporary Construction Easement

Commencing at the Southeast Corner of the Southwest Quarter of the Southwest Quarter, Thence N02°01’36”E, along the East line of said Southwest Quarter of the Southwest Quarter, 65.02 feet to the point of beginning. Thence N88°03’17”W parallel to the North right-of-way line of West 32nd Street, 74.96 feet; Thence N01°56”43”E, 3.42 feet; Thence N88°03’17”W parallel to the North right-of-way line of West 32nd Street, 74.34 feet to a point on the West line of the above described tract; Thence N03°27’08”W along the West line of the above described tract, 16.65 feet; Thence S88°03’17”E parallel to said North right-of-way line, 282.54 feet to a point on the East line of the above described tract; Thence S02°01’36”W along the East line of the above described tract, 30.00 feet; Thence N88°03’17”W parallel to the North right-of-way line of West 32nd Street, 46.75 feet; Thence N01°56’43”E, 10.00 feet; Thence N88°03’17”W parallel to the North right-of-way line of West 32nd Street, 84.88 feet to the point of beginning.

Containing 5,846 square feet more or less.

# CITY OF JOPLIN
# COUNCIL AGENDA ITEM

**ITEM**
Council Bill 2021- 128 Acquisition by Condemnation Proceedings for the 32nd Street Widening Sewer Extension Project

**MEETING DATE**
April 19, 2021

**ORIGINATING DEPT**
Public Works-Engineering

**ATTACHMENTS**
Council Bill 2021-128

**REVIEWED BY**
Director of Public Works: David Hertzberg; Finance Director: Leslie Haase; Asst, City Attorney: Jordan Paul; City Manager: Nicholas Edwards

**SUMMARY**
This Council Bill approves an ordinance declaring a public necessity for the acquisition of real property and easements from RBC Holding Company, LLC., by condemnation proceedings for the 32nd Street Widening Sewer Extension Project.

**BACKGROUND**
In August 2014 the voters passed the Renewal of the Capital Improvement Sales Tax Program for an additional 10 years. One of the projects was the widening of 32nd Street from Schifferdecker Avenue to Central City Road. Currently the City has been unable to reach an agreement with RBC Holdings, LLC., for the purchase of 9,597 square feet of sewer easement for the improvement project. The property owner was offered $1,050 the fair market value as determined by professional appraisal.

**FUNDING SOURCE**
Capital Improvement Sales Tax

**RECOMMENDATION**
Staff recommends approval of Council Bill 2021- 128 Acquisition by Condemnation Proceedings for the 32nd Street widening project sewer extension be approved on an emergency basis, in that said ordinance provides for public improvements and is considered to be an emergency per section 2.12(6) of the HOME RULE CHARTER of the City of Joplin, Missouri, and as such, this ordinance shall become effective immediately upon its passage. Furthermore, approval of this council bill will allow easement acquisition to be finalized, allowing construction to begin as scheduled, avoiding any unnecessary delays to the construction schedule, and is therefore an emergency.

COUNCIL BILL NO. 2021-128 ORDINANCE NO.

AN ORDINANCE declaring the necessity of acquiring for public use certain permanent easements for the purpose of street construction improvements associated with the proposed 32nd Street widening project between Schifferdecker Avenue and Central City Road; authorizing the City Manager and his designees to negotiate for the purpose of acquiring the necessary interests in land; authorizing the City Attorney and his designees to institute condemnation proceedings if such interests in land cannot be acquired by purchase through good faith negotiations; and containing an emergency clause.

WHEREAS, the City Council for the City of Joplin, Missouri deems it necessary, desirable, advisable, and in the public interest to obtain certain permanent easements for the purpose of street construction improvements associated with the proposed 32nd Street widening project between Schifferdecker Avenue and Central City Road; and,

WHEREAS, the proposed 32nd Street widening project between Schifferdecker Avenue and Central City Road was included in the renewal of the Capital Improvement Sales Tax Program approved by the voters in August 2014; and,

WHEREAS, the proposed 32nd Street widening project between Schifferdecker Avenue and Central City Road was included in the FY20 and FY21 budgets; and,

WHEREAS, after approval of the FY20 and FY21 budgets, the City Manager and his designees had authority to negotiate and acquire by purchase certain interests in property necessary for the construction of the proposed 32nd Street widening project between Schifferdecker Avenue and Central City Road; and,

WHEREAS, the City has the authority by virtue of Sections 88.010 to 88.070, 88.073, and 82.240 of the Revised Statutes of the State of Missouri, and by virtue of the Charter of the City of Joplin, Missouri, to acquire private property by condemnation proceedings for any public or municipal use, including uses or purposes stated herein.

NOW, THEREFORE, BE IT ORDAINED BY THE CITY COUNCIL OF THE CITY OF JOPLIN, MISSOURI, as follows:

Section 1. That it is hereby found, determined, and declared that it is necessary and in the public interest for the public purpose of constructing the widening of 32nd Street between Schifferdecker Avenue and Central City Road, to acquire, by purchase or condemnation proceedings, certain permanent easements for such public improvements, including but not limited to installation, maintenance, and repair of public sanitary sewer lines, and all work incidental and subsidiary thereto, all of which are situated in the City of Joplin, Jasper County, Missouri, and are legally described in Exhibit "A" attached hereto and incorporated by reference as if fully set forth herein.

Section 2. That the City Manager and his designees have negotiated in good faith with the owners of property herein described for the purpose of acquiring certain permanent

easements, relating to the property herein described, and are hereby authorized to continue negotiations notwithstanding the filing of condemnation proceedings.

Section 3. That the City Manager and his designees are hereby authorized to execute necessary documents to pay and disburse funds to property owners, others holding property rights, and escrow agents pursuant to negotiated agreements.

Section 4. That, in the event of failure, following good faith negotiations, to reach agreement on the amount of compensation to be paid for such permanent easements, and the acquisition thereof by purchase, the City Attorney and his designees, including special counsel, are hereby authorized and directed to institute condemnation proceedings for the purpose of acquiring such permanent easements in the manner provided by the Revised Statutes of Missouri.

Section 5. That the City of Joplin declares that this Ordinance relating to a public improvements, is an emergency within the meaning of Section 2.12 (6) of the HOME RULE CHARTER of the City of Joplin, and as such, shall be in full force and effect immediately from after its adoption and approval.

PASSED BY THE COUNCIL OF THE CITY OF JOPLIN, MISSOURI, this _____ day of_____, 2021, by a vote of_____.

Ryan D. Stanley, Mayor

ATTEST:

Barbara J. Gollhofer, City Clerk

APPROVED AS TO FORM:

Peter C. Edwards, City Attorney

EXHIBIT A

Sanitary Sewer Easement

A 20 foot wide sewer easement lying in the Southwest Quarter of Section 17, Township 27, Range 33, Jasper County, Missouri, said easement lying 10 feet on each side of the following described centerline: Commencing at the Southwest corner of the above described tract; Thence N02°02”13”E along the west line of the above described tract, 170.50 feet to the point of beginning; Thence S88°00’07”E, 176.50 feet; Thence S69°39’26”E, 322.65 feet to the east line of the above described tract, said point being the point of ending. The side lines of said 20 foot wide easement to be extended or shortened to meet at the angle points and to terminate at the west property line of the above described tract on the west and to terminate at the east property line of the above described tract on the east.

Containing 9,597 square feet more or less.

# CITY OF JOPLIN
# COUNCIL AGENDA ITEM

**ITEM**
Council Bill 2021- 129 Acquisition by Condemnation Proceedings for the 32nd Street Widening Project

**MEETING DATE**
April 19, 2021

**ORIGINATING DEPT**
Public Works-Engineering

**ATTACHMENTS**
Council Bill 2021-129

**REVIEWED BY**
Director of Public Works: David Hertzberg; Finance Director: Leslie Haase; Asst, City Attorney: Jordan Paul; City Manager: Nicholas Edwards

**SUMMARY**
This Council Bill approves an ordinance declaring a public necessity for the acquisition of real property and easements from Southern Trails Estates, LLC., by condemnation proceedings for the 32nd Street Widening Project.

**BACKGROUND**
In August 2014 the voters passed the Renewal of the Capital Improvement Sales Tax Program for an additional 10 years. One of the projects was the widening of 32nd Street from Schifferdecker Avenue to Central City Road. Currently the City has been unable to reach an agreement with Southern Trails Estates, LLC., for the purchase of 10,813 square feet of right-of-way, 588 square feet slope easement, and 24,371 square feet of temporary construction easement for the improvement project. The property owner was offered $16,882 the fair market value as determined by professional appraisal.

**FUNDING SOURCE**
Capital Improvement Sales Tax

**RECOMMENDATION**
Staff recommends approval of Council Bill 2021- 129 Acquisition by Condemnation Proceedings for the 32nd Street widening project be approved on an emergency basis, in that said ordinance provides for public improvements and is considered to be an emergency per section 2.12(6) of the HOME RULE CHARTER of the City of Joplin, Missouri, and as such, this ordinance shall become effective immediately upon its passage. Furthermore, approval of this council bill will allow right of way acquisition to be finalized, allowing construction to begin as scheduled, avoiding any unnecessary delays to the construction schedule, and is therefore an emergency.

COUNCIL BILL NO. 2021-129 ORDINANCE NO.

AN ORDINANCE declaring the necessity of acquiring for public use certain fee simple right of way, permanent easements, and temporary construction easements for the purpose of street construction improvements associated with the proposed 32nd Street widening project between Schifferdecker Avenue and Central City Road; authorizing the City Manager and his designees to negotiate for the purpose of acquiring the necessary interests in land; authorizing the City Attorney and his designees to institute condemnation proceedings if such interests in land cannot be acquired by purchase through good faith negotiations; and containing an emergency clause.

WHEREAS, the City Council for the City of Joplin, Missouri deems it necessary, desirable, advisable, and in the public interest to obtain certain fee simple right of way, permanent easements, and temporary construction easements for the purpose of street construction improvements associated with the proposed 32nd Street widening project between Schifferdecker Avenue and Central City Road; and,

WHEREAS, the proposed 32nd Street widening project between Schifferdecker Avenue and Central City Road was included in the renewal of the Capital Improvement Sales Tax Program approved by the voters in August 2014; and,

WHEREAS, the proposed 32nd Street widening project between Schifferdecker Avenue and Central City Road was included in the FY20 and FY21 budgets; and,

WHEREAS, after approval of the FY20 and FY21 budgets, the City Manager and his designees had authority to negotiate and acquire by purchase certain interests in property necessary for the construction of the proposed 32nd Street widening project between Schifferdecker Avenue and Central City Road; and,

WHEREAS, the City has the authority by virtue of Sections 88.010 to 88.070, 88.073, and 82.240 of the Revised Statutes of the State of Missouri, and by virtue of the Charter of the City of Joplin, Missouri, to acquire private property by condemnation proceedings for any public or municipal use, including uses or purposes stated herein.

NOW, THEREFORE, BE IT ORDAINED BY THE CITY COUNCIL OF THE CITY OF JOPLIN, MISSOURI, as follows:

Section 1. That it is hereby found, determined, and declared that it is necessary and in the public interest for the public purpose of constructing the widening of 32nd Street between Schifferdecker Avenue and Central City Road, to acquire, by purchase or condemnation proceedings, certain fee simple right of way, permanent easements, and temporary construction easements for such public improvements, including but not limited to construction of new roadway, sidewalks, installation, maintenance, and repair of public storm sewer lines, and all work incidental and subsidiary thereto, all of which are situated in the City of Joplin, Newton County, Missouri, and are legally described in Exhibit "A" attached hereto and incorporated by reference as if fully set forth herein.

Section 2. That the City Manager and his designees have negotiated in good faith with the owners of property herein described for the purpose of acquiring certain fee simple right of way, permanent easements, and temporary construction easements, relating to the property herein described, and are hereby authorized to continue negotiations notwithstanding the filing of condemnation proceedings.

Section 3. That the City Manager and his designees are hereby authorized to execute necessary documents to pay and disburse funds to property owners, others holding property rights, and escrow agents pursuant to negotiated agreements.

Section 4. That, in the event of failure, following good faith negotiations, to reach agreement on the amount of compensation to be paid for such fee simple right of way, permanent easements, and temporary construction easements, and the acquisition thereof by purchase, the City Attorney and his designees, including special counsel, are hereby authorized and directed to institute condemnation proceedings for the purpose of acquiring such fee simple right of way, permanent easements and temporary construction easements in the manner provided by the Revised Statutes of Missouri.

Section 5. That the City of Joplin declares that this Ordinance relating to a public improvements, is an emergency within the meaning of Section 2.12 (6) of the HOME RULE CHARTER of the City of Joplin, and as such, shall be in full force and effect immediately from after its adoption and approval.

PASSED BY THE COUNCIL OF THE CITY OF JOPLIN, MISSOURI, this _____ day of_____, 2021, by a vote of_____.

Ryan D. Stanley, Mayor

ATTEST:

Barbara J. Gollhofer, City Clerk

APPROVED AS TO FORM:

Peter C. Edwards, City Attorney

# EXHIBIT A

## Fee Simple Right-of-Way

Commencing at the Northwest corner of Section 20, Township 27, Range 33 Newton county, Missouri, Thence South along the West line of said Section Twenty (20), 25.0 feet; Thence S88°03'17"E parallel to the North line of said Section Twenty (20), 525.97 feet to the point of beginning; Thence continuing S88°03'17"E, 529.01 feet to the Northeast corner of the above described tract; Thence S02°54'26"W along the East line of the above described tract, 41.63 feet; Thence N42°41'25"W, 30.39 feet; Thence N88°03'17"W parallel to the North line of said Section Twenty (20), 507.12 feet to a point on the West line of the above described tract; Thence N02°24'34"E along the East line of the above described tract, 20.00 feet to the point of beginning.

Containing 10,813 square feet more or less.

## Permanent Slope Easement

Commencing at the Northwest corner of Section 20, Township 27, Range 33 Newton county, Missouri, Thence South along the West line of said Section Twenty (20), 25.0 feet; Thence S88°03'17"E parallel to the North line of said Section Twenty (20), 525.97 feet; Thence S02°24'34"W along the West line of the above described tract, 20.00 feet; Thence S88°03'17"E parallel to the North line of said Section Twenty (20), 507.12 feet; Thence S42°41'25"E, 23.39 feet to the point of beginning; Thence continuing S42°41'25"E, 7.00 feet to a point on the East line of the above described tract; Thence S02°54'26"W along the East line of the above described tract, 115.10 feet; Thence N87°05'34"W, 5.00 feet; Thence N02°54'26"E parallel to the East line of the above described tract, 120.00 feet to the point of beginning.

Containing 588 square feet more or less.

## Temporary Construction Easement

Commencing at the Northwest corner of Section 20, Township 27, Range 33 Newton county, Missouri, Thence South along the West line of said Section Twenty (20), 25.0 feet; Thence S88°03'17"E parallel to the North line of said Section Twenty (20), 525.97 feet; Thence S02°24'34"W along the West line of the above described tract, 20.00 feet to the point of beginning; Thence S88°03'17"E parallel to the North line of said Section Twenty (20), 507.12 feet; Thence S42°41'25"E, 23.39 feet; Thence S02°54'26"W parallel to the East line of the above described tract, 120.00 feet; Thence S87°05'34"E, 5.00 feet to a point on the East line of the above described tract; Thence S02°54'26"W along the East line of the above described tract, 215.53 feet; Thence N87°05'34"W, 50.00 feet; Thence N02°54'26"E parallel to the East line of the above described tract, 83.57 feet; Thence S87°05'34"E, 40.00 feet; Thence N02°54'26"E parallel to the East line of the above described tract, 71.37 feet; Thence N87°05'34"W, 35.00 feet; Thence N02°54'26"E parallel to the East line of the above described tract, 105.00 feet; Thence S87°05'34"E, 35.00 feet; Thence N02°54'26"E parallel to the East line of the above described tract, 53.90 feet; Thence N42°41'25"W, 45.33 feet; Thence N88°03'17"W parallel to the North line of said Section Twenty (20), 266.23 feet; Thence S01°56'43"W, 50.00 feet; Thence N88°03'17"W parallel to the North line of said Section Twenty (20), 220.58 feet to a point on the West line of the above described tract; Thence N02°24'34"E along the West line of the above described tract, 56.00 feet to the point of beginning.

Containing 24,371 square feet more or less.

# CITY OF JOPLIN
# COUNCIL AGENDA ITEM

**ITEM**
Council Bill 2021- 131 Acquisition by Condemnation Proceedings for the 32nd Street Widening Project

**MEETING DATE**
April 19, 2021

**ORIGINATING DEPT**
Public Works-Engineering

**ATTACHMENTS**
Council Bill 2021-131

**REVIEWED BY**
Director of Public Works: David Hertzberg; Finance Director: Leslie Haase; Asst, City Attorney: Jordan Paul; City Manager: Nicholas Edwards

**SUMMARY**
This Council Bill approves an ordinance declaring a public necessity for the acquisition of real property and easements from Abou-Magd & Theodora Zaki, by condemnation proceedings for the 32nd Street Widening Project.

**BACKGROUND**
In August 2014 the voters passed the Renewal of the Capital Improvement Sales Tax Program for an additional 10 years. One of the projects was the widening of 32nd Street from Schifferdecker Avenue to Central City Road. Currently the City has been unable to reach an agreement with Abou-Magd & Theodora Zaki for the purchase of 3,297 square feet of right-of-way and 827 square feet of construction easement. The property owner was offered $4,763, the fair market value as determined by professional appraisal.

**FUNDING SOURCE**
Capital Improvement Sales Tax

**RECOMMENDATION**
Staff recommends approval of Council Bill 2021- 130 Acquisition by Condemnation Proceedings for the 32nd Street widening project be approved on an emergency basis, in that said ordinance provides for public improvements and is considered to be an emergency per section 2.12(6) of the HOME RULE CHARTER of the City of Joplin, Missouri, and as such, this ordinance shall become effective immediately upon its passage. Furthermore, approval of this council bill will allow right of way acquisition to be finalized, allowing construction to begin as scheduled, avoiding any unnecessary delays to the construction schedule, and is therefore an emergency.

COUNCIL BILL NO. 2021-131 ORDINANCE NO.

AN ORDINANCE declaring the necessity of acquiring for public use certain fee simple right of way and temporary construction easements for the purpose of street construction improvements associated with the proposed 32nd Street widening project between Schifferdecker Avenue and Central City Road; authorizing the City Manager and his designees to negotiate for the purpose of acquiring the necessary interests in land; authorizing the City Attorney and his designees to institute condemnation proceedings if such interests in land cannot be acquired by purchase through good faith negotiations; and containing an emergency clause.

WHEREAS, the City Council for the City of Joplin, Missouri deems it necessary, desirable, advisable, and in the public interest to obtain certain fee simple right of way and temporary construction easements for the purpose of street construction improvements associated with the proposed 32nd Street widening project between Schifferdecker Avenue and Central City Road; and,

WHEREAS, the proposed 32nd Street widening project between Schifferdecker Avenue and Central City Road was included in the renewal of the Capital Improvement Sales Tax Program approved by the voters in August 2014; and,

WHEREAS, the proposed 32nd Street widening project between Schifferdecker Avenue and Central City Road was included in the FY20 and FY21 budgets; and,

WHEREAS, after approval of the FY20 and FY21 budgets, the City Manager and his designees had authority to negotiate and acquire by purchase certain interests in property necessary for the construction of the proposed 32nd Street widening project between Schifferdecker Avenue and Central City Road; and,

WHEREAS, the City has the authority by virtue of Sections 88.010 to 88.070, 88.073, and 82.240 of the Revised Statutes of the State of Missouri, and by virtue of the Charter of the City of Joplin, Missouri, to acquire private property by condemnation proceedings for any public or municipal use, including uses or purposes stated herein.

NOW, THEREFORE, BE IT ORDAINED BY THE CITY COUNCIL OF THE CITY OF JOPLIN, MISSOURI, as follows:

Section 1. That it is hereby found, determined, and declared that it is necessary and in the public interest for the public purpose of constructing the widening of 32nd Street between Schifferdecker Avenue and Central City Road, to acquire, by purchase or condemnation proceedings, certain fee simple right of way and temporary construction easements for such public improvements, including but not limited to construction of new roadway, sidewalks, installation, maintenance, and repair of public storm sewer lines, and all work incidental and subsidiary thereto, all of which are situated in the City of Joplin, Newton County, Missouri, and are legally described in Exhibit "A" attached hereto and incorporated by reference as if fully set forth herein.

Section 2. That the City Manager and his designees have negotiated in good faith with the owners of property herein described for the purpose of acquiring certain fee simple right of way and temporary construction easements, relating to the property herein described, and are hereby authorized to continue negotiations notwithstanding the filing of condemnation proceedings.

Section 3. That the City Manager and his designees are hereby authorized to execute necessary documents to pay and disburse funds to property owners, others holding property rights, and escrow agents pursuant to negotiated agreements.

Section 4. That, in the event of failure, following good faith negotiations, to reach agreement on the amount of compensation to be paid for such fee simple right of way and temporary construction easements, and the acquisition thereof by purchase, the City Attorney and his designees, including special counsel, are hereby authorized and directed to institute condemnation proceedings for the purpose of acquiring such fee simple right of way, permanent easements and temporary construction easements in the manner provided by the Revised Statutes of Missouri.

Section 5. That the City of Joplin declares that this Ordinance relating to a public improvements, is an emergency within the meaning of Section 2.12 (6) of the HOME RULE CHARTER of the City of Joplin, and as such, shall be in full force and effect immediately from after its adoption and approval.

PASSED BY THE COUNCIL OF THE CITY OF JOPLIN, MISSOURI, this _____ day of_____, 2021, by a vote of_____.

Ryan D. Stanley, Mayor

ATTEST:

Barbara J. Gollhofer, City Clerk

APPROVED AS TO FORM:

Peter C. Edwards, City Attorney

EXHIBIT A

Fee Simple Right of Way

Commencing at the Northeast Corner of said Lot 2, Thence N88°05'26''W, 77.00 feet along the north line of said Lot Two (2) to the point of beginning; Thence S01 °54'34''W , 20.00 feet along the east line of the above described tract; Thence N88° 05'26''W parallel to the North line of said Lot Two (2), 97.73 feet; Thence S80° 11'08''W , 59.28 feet to a non-tangent curve to the left having a radius of 70.00' and a chord bearing and distance of N15°31'58"E, 32.97 feet; Thence along said curve to the left, 33.29 feet; Thence S88° 05'26"E, 148.00 feet to the point of beginning.

Containing 3,297 square feet more or less.

Temporary Construction Easement

Commencing at the Northeast Corner of said Lot 2, Thence N88° 05'26''W, 77.00 feet along the north line of said Lot Two (2); Thence S0l 054'34''W, 20.00 feet; Thence N88°05'26''W parallel to the North line of said Lot Two (2), 97.73 feet; Thence S80° 11'08'W, 41.14 feet to the point of beginning; Thence S01° 54'34''W, 31.64 feet; Thence N88°05'26''W, 43.86 feet to the east right-of-way line of Westberry Lane; Thence N58° 50'02"E along said east right-of-way line, 2.46 feet to a curve to the left having a radius of 70.00 feet; Thence along said curve to the left, 36.26 feet; Thence N80° 11'08"E, 18.14 feet to the point of beginning.

Containing 827 square feet more or less.

# CITY OF JOPLIN
# COUNCIL AGENDA ITEM

**ITEM**
Council Bill 2021-510 – Approving a budget amendment for FY 2021

**MEETING DATE**
April 19, 2021

**ORIGINATING DEPT**
Finance

**ATTACHMENTS**
CB 2021-510 Ordinance; Schedule "A" Budget Amendment

**REVIEWED BY**
Department Head: Leslie Haase; City Attorney: Peter Edwards; City Manager: Nick Edwards

**SUMMARY**
This Council Bill amends the adopted 2020-2021 Budget of the City of Joplin.

**BACKGROUND**
In compliance with Charter regulations and accounting principles, the proposed adjustment is required to ensure that department expenditures do not exceed approved budget appropriations.

Here is the explanation for the items in Schedule A:

- Amending the City Manager's budget in the amount of $25,000.00 to hire an executive search firm for the purpose of hiring a Human Resources Director.

The purpose of the budget amendment is to recognize changes that have occurred since the annual budget was adopted. This budget amendment increases expenditures by $25,000.00.

**FUNDING SOURCE**
This item is not applicable for budget amendments.

**RECOMMENDATION**
Staff recommends approval of this council bill on an emergency basis.

**COUNCIL BILL NO. 2021-510** **ORDINANCE NO.**

AN ORDINANCE amending the Annual Budget of the City of Joplin for the Fiscal Year 2020-2021 as adopted by Ordinance 2020-156 on October 19, 2020, to adjust appropriations and containing an emergency clause.

WHEREAS, the City of Joplin, Missouri passed Ordinance 2020-156 on October 19, 2020, which estimated revenues and appropriated funds for the fiscal year 2020-2021, and

WHEREAS, the Council of the City of Joplin has previously approved the programs and projects which require additional appropriations for completion.

**BE IT ORDAINED BY THE COUNCIL OF THE CITY OF JOPLIN, MISSOURI, as follows:**

Section 1. That fiscal year 2020-2021 budgeted appropriations as adopted by Ordinance 2020-156 be amended by increasing appropriations by the total amount of Twenty-Five Thousand Dollars and No Cents ($25,000.00) for the purposes and amounts as shown in Schedule "A" attached hereto.

Section 2. That the Director of Finance is hereby directed to make all necessary entries on the City records to show the increase in appropriations.

Section 3. This Ordinance is declared by the City Council to be an emergency within this meaning of Section 2.12 (4), of the Home Rule Charter of the City of Joplin, Missouri, in order to continue the day-to-day operations of the City and as such shall become effective immediately upon its passage.

PASSED BY THE COUNCIL OF THE CITY OF JOPLIN, MISSOURI, this _____ day

of _____, 2021, by a _____vote.

_____
Ryan D. Stanley, Mayor

ATTEST:

_____
Barbara J. Gollhofer, City Clerk

APPROVED AS TO FORM:

_____
Peter C. Edwards, City Attorney

# SCHEDULE A

CITY OF JOPLIN
BUDGET AMENDMENT
2020-2021 ADOPTED BUDGET
19-Apr-21

| FUND | ACTIVITY | ACCOUNT | DESCRIPTION | | REVENUES | EXPENDITURES |
|---|---|---|---|---|---|---|
| 001 | General Fund | | | | | |
| | | | | $ | - | |
| | City Manager | 001-0501-500-5010 | Consulting Fees | | | 25,000 |
| | Total General Fund | | | $ | - | 25,000 |
| | Grand Total | | | $ | - | 25,000 |

# CITY OF JOPLIN
# COUNCIL AGENDA ITEM

**ITEM**
Council Bill 2021-511 – Amending Grade 500 and 600 of the Part-Time/Seasonal Salary Administration Plan to increase the starting wage for certain positions to meet the State of Missouri minimum wage rate.

**MEETING DATE**
April 19, 2021

**ORIGINATING DEPT**
Finance

**ATTACHMENTS**
CB 2021-511 Ordinance; Exhibit "B" Part-Time/Seasonal Salary Administration Plan

**REVIEWED BY**
Department Head: Leslie Haase; Interim Human Resources Director: Patrick Hurn; City Attorney: Peter Edwards; City Manager: Nick Edwards

**SUMMARY**
This Council Bill amends Grades 500 and 600 of the Part-Time/Seasonal Salary Administration Plan.

**BACKGROUND**
Grades 500 and 600 of the Part-Time/Seasonal Salary Administration Plan are being increased by 9% to meet the current State of Missouri minimum wage rate. The positions included in these grades are Part-Time and Seasonal Cashiers, Seasonal Outside Service Attendant, and Seasonal Lifeguard.

**FUNDING SOURCE**
User fees are being increased to cover the increased labor cost.

**RECOMMENDATION**
Staff recommends approval of this council bill on an emergency basis.

**COUNCIL BILL NO. 2021-511 ORDINANCE NO.**

AN ORDINANCE amending the Part-Time/Seasonal Salary Administration Plan and authorizing a Nine Percent (9.0%) wage adjustment to certain grades for specific positions within the pay plan; and, containing an emergency clause.

WHEREAS, the City Council of the City of Joplin, Missouri, last amended the Part-Time/Seasonal Salary Administration Plan on October 19, 2020; and,

WHEREAS, the City desires to make a 9% wage adjustment for Grade 500, including Part-Time Cashiers and Seasonal Outside Service Attendant and Grade 600, including Seasonal Cashier and Seasonal Lifeguard to meet the current State of Missouri minimum wage rate; and,

WHEREAS, pursuant to Section 5.10 of the Home Rule Charter of the City of Joplin, Missouri, the Council, by Ordinance, must prescribe the compensation of all officers and employees of the City in the Unclassified service of the City.

**NOW, THEREFORE, BE IT ORDAINED BY THE COUNCIL OF THE CITY OF JOPLIN, MISSOURI, as follows:**

Section 1. That the attached Part-Time/Seasonal Salary Administration Plan be and the same is hereby adopted for certain Part-Time and Seasonal positions in accordance with Exhibit "B" for the City of Joplin as contained in said Plan effective on April 20, 2021. The City Manager may approve any increase to the rates stated in Exhibit "B" in order to meet the Federal Minimum Wage requirements.

Section 2. That this being an Ordinance affecting current expenditures of the City government and having to do with the expenditure of public funds, shall be considered an Emergency Ordinance within the meaning of Section 2.12 (3), (4) of the Home Rule Charter of the City of Joplin, Missouri, and as such shall become effective immediately upon its passage.

PASSED BY THE COUNCIL OF THE CITY OF JOPLIN, MISSOURI, this

_____ day of _____, 2021, by a _____vote.

_____
Ryan D. Stanley, Mayor

ATTEST:

_____
Barbara J. Gollhofer, City Clerk

Council Bill No. 2021-511

APPROVED AS TO FORM:

_____

Peter C. Edwards, City Attorney

CITY OF JOPLIN
EXHIBIT "B"-SALARY ADMINISTRATION PLAN FOR
PART-TIME SEASONALS
EFFECTIVE APRIL 20, 2021

| | REGULAR Part-Time Hourly | Step 1- Hr | Step 2 - Hr. | Step 3- Hr. |
|---|---|---|---|---|
| 530 | Peer Counselor | $ 11.017 | $ 11.457 | $ 11.915 |
| 555 | Interpreter/Translator | $ 11.636 | $ 12.101 | $ 12.585 |

| | SEASONAL Part -Time Hourly | Step 1- Hr. | Step 2 - Hr. | Step 3 - Hr. |
|---|---|---|---|---|
| 500 | Cashiers - Part-Time<br>Outside Service Attendant-Seasonal | $ 10.300 | $ 10.712 | $ 11.140 |
| 502 | Clerk-Part-Time | $ 9.921 | $ 10.318 | $ 10.730 |
| 505 | Recreation Instructor-Part-Time | $ 10.392 | $ 10.807 | $ 11.241 |
| 520 | Laborer-Part-Time | $ 10.807 | $ 11.241 | $ 11.690 |
| 540 | School Crossing Guard-Part-Time | $ 11.241 | $ 11.690 | $ 12.159 |
| 555 | Police Reserve Officer-Part-Time | $ 11.636 | $ 12.101 | $ 12.585 |
| 560 | School Crossing Guard Coordinator-Part-Time | $ 12.159 | $ 12.644 | $ 13.152 |
| 570 | Engineering Aid-Part-Time | $ 13.215 | $ 13.744 | $ 14.294 |
| 580 | Court Bailiff-Part-Time | $ 17.177 | $ 17.864 | $ 18.579 |
| 600 | Cashier - Seasonal<br>Lifeguard-Seasonal | $ 10.300 | $ 10.712 | $ 11.140 |
| 610 | Pool Operator-Seasonal | $ 10.807 | $ 11.241 | $ 11.690 |
| 620 | Athletic Coordinator-Seasonal<br>Aquatic Supervisor-Seasonal<br>Concessions Coordinator-Seasonal<br>Day Camp Director-Seasonal<br>Golf Lead Cashier-Seasonal | $ 11.690 | $ 12.159 | $ 12.645 |

# CITY OF JOPLIN
# COUNCIL AGENDA ITEM

**ITEM**
Council Bill 2021-124 – authorizing the City of Joplin to enter into an Airport Agreement with SkyWest Airlines, Inc. to establish operational guidelines and fees in the Commercial Terminal at the Joplin Regional Airport; authorizing the City Manager to execute the same by and on behalf of the City of Joplin.

**MEETING DATE**
April 19, 2021

**ORIGINATING DEPT**
Public Works/Airport

**ATTACHMENTS**
CB2021-124 Ordinance; Airline Operational Agreement

**REVIEWED BY**
Dept. Head: David Hertzberg; Director of Finance: Leslie Haase; City Attorney: Peter Edwards; City Manager: Nicholas Edwards

**SUMMARY**
This Council Bill approves an Airport Agreement for the operation of commercial Airline service by and between the City of Joplin and SkyWest Airlines, Inc.

**BACKGROUND**
SkyWest Airlines is to occupy space and operate commercial air service in the Commercial Terminal Building at the Joplin Regional Airport. This agreement outlines certain premises and facilities, rights, licenses, services and privileges in connection with and on the Airport, subject to the terms and conditions set forth within the agreement for ticket counter area, office area, and baggage handling area along with the compensation for the ARFF/Security and landing fees.

The lease term is to begin June 1, 2021 for a term of 3 years.

**FUNDING SOURCE**
N/A

**RECOMMENDATION**
Staff recommends adoption of this Council Bill on first reading.

**COUNCIL BILL NO. 2021-124** **ORDINANCE NO.**

AN ORDINANCE authorizing an agreement by and between the City of Joplin and SkyWest Airlines, Inc., to establish operational guidelines and fees in the Commercial Terminal at the Joplin Regional Airport; authorizing the City Manager to execute the same by and on behalf of the City of Joplin.

BE IT ORDAINED BY THE COUNCIL OF THE CITY OF JOPLIN, MISSOURI, as follows:

Section 1. That an agreement by and between the City of Joplin and SkyWest Airlines, Inc., for the purpose of establishing operational guidelines and fees in the Commercial Terminal at the Joplin Regional Airport; a true and accurate copy of said agreement being attached hereto and incorporated herein, Exhibit A; is hereby approved.

Section 2. That the City Manager or his Designee is hereby authorized and directed to execute said Agreement by and on behalf of the City of Joplin, Missouri.

PASSED BY THE COUNCIL OF THE CITY OF JOPLIN, MISSOURI, this _____ day of _____, 2021, by a _____ vote.

_____
Ryan D. Stanley, Mayor

ATTEST:

_____
Barbara J. Gollhoffer, City Clerk

APPROVED AS TO FORM:

_____
Peter C. Edwards, City Attorney

# AIRPORT AGREEMENT

THIS INDENTURE OF LEASE (the "Agreement"), made and entered into this 1st day of June, 2021 (the "Effective Date") by and between the CITY OF JOPLIN, MISSOURI, a Municipal Corporation (hereinafter called "LESSOR"), and SKYWEST AIRLINES, INC., (hereinafter called "LESSEE"),

WITNESSETH:

WHEREAS, LESSOR does own and is now operating certain real property located in the County of Jasper, State of Missouri, known as the Joplin Regional Airport (hereinafter called "AIRPORT") and LESSEE is engaged in the business of transporting persons, property, cargo and mail by air; and LESSOR desires to lease and grant, and LESSEE desires to accept certain premises and facilities on the AIRPORT, together with certain rights, licenses and privileges thereon:

NOW, THEREFORE, in consideration of the rents agreed to be paid by LESSEE, as hereinafter specified, LESSOR does hereby demise and let unto LESSEE, and LESSEE does hereby accept from LESSOR certain parts of the AIRPORT as designated on Exhibit "B," which is attached hereto (hereinafter the "Premises") together with all rights, licenses, services and privileges in connection with and on the Premises, subject to the terms and conditions hereinafter set forth, to wit:

1. PREMISES:

a. Use of AIRPORT. LESSEE shall have the right to use the AIRPORT and its appurtenances including, but not limited to, the landing field, runways, aprons, taxiways, sewage and water facilities, floodlights, landing lights, control tower, signals, radio aids, and all conveniences for flying, landing and takeoffs of aircraft of LESSEE, which shall include: LESSEE's right to operate a transportation system by aircraft for the carriage of persons, property, cargo, and mail, including without limitation, the landing, take off, parking, servicing, repairing, storing, testing, loading and unloading of LESSEE's aircraft; the right to load and unload persons, property, cargo and mail at the AIRPORT by such motor cars, buses, trucks or other means of conveyance as LESSEE may require in the conduct of its business; and the right to install, maintain, use and operate such fuel, radio communications, meteorological and aerial navigation equipment and facilities, in, on, or about the Premises herein leased as may be deemed necessary by LESSEE for its operations, as well as the right to install advertising signs, and the conduct of any other operation or activity reasonably necessary to the conduct by LESSEE of air transportation or training.

b. Exclusive Space in Terminal Building. LESSEE shall have the right to the exclusive use of the space consisting of 985 square feet, more or less, in the Terminal Building, as designated on Exhibit "B." LESSEE shall have the option of taking exclusive use of additional space in any new administration building or passenger terminal building which LESSOR may construct during the term hereof, said space to be mutually agreed upon between LESSOR and LESSEE for such uses as LESSEE finds necessary to its operation of an air transportation system. LESSEE's rights hereunder shall include, without limitation, the right to use the Premises demised hereunder for the sale of tickets, manifesting of passengers and cargo, handling of mail, baggage and cargo, and the operation of a traffic, operation and communications office.

c. Nonexclusive Space in Terminal Building. LESSEE shall have the right to the nonexclusive use, in common with others similarly authorized, of the space consisting of 860 square feet, more or less, in the Terminal Building, as designated on Exhibit "B." LESSEE, its employees, passengers, guests, patrons and invitees shall also have the use, in common with others similarly authorized, of any public space now available in the Terminal Building, or which may hereafter be made available, including, but not limited to, waiting rooms, restrooms and auto parking space adjacent to the Terminal Building.

d. Miscellaneous Rights of LESSEE included but not by Way of Limitation. LESSEE shall have (1) the right of complete ingress and egress to and from the Premises for LESSEE, its employees, passengers, guests, patrons, invitees, suppliers of materials and furnishers of service; (2) the right to purchase or otherwise obtain property, facilities or services deemed by LESSEE to be required by, or incident to its operations from any persons or organizations it may choose; (3) except as herein otherwise specifically provided, the right to use the AIRPORT and appurtenances free of any charges or fees by LESSOR of any nature, direct or indirect, or any discriminatory restrictions by LESSOR against LESSEE or its suppliers or contractors of property, facilities or services, for the privilege of using the AIRPORT and Premises and appurtenances including, without limitation, the privilege of purchasing, selling, using, storing, withdrawing, handling, consuming, loading, unloading, or delivering any such property or of transporting the same to, from, or on the Airport; and (4) the right to recover from LESSOR any taxes, or special assessments upon the leased Premises of an unusual or discriminatory nature, which LESSEE may be required to pay LESSOR during the term of this Agreement and which are not anticipated at the time of the execution of this Agreement. LESSEE shall also have the right to install, at LESSEE's expense, identifying signs on LESSEE's exclusive space in the Terminal Building, the number, type, size, design, and location of all such signs is to be subject to the prior written approval of the AIRPORT Manager, such approval not to be arbitrarily withheld, conditioned or delayed.

2. TERM. This Agreement shall run and be in full force and effect for a period of three (3) years commencing June 1, 2021 and ending May 31, 2024.

3. RENTALS AND FEES: LESSEE agrees to pay to LESSOR for the use of the Premises, facilities, rights, licenses, services and privileges granted hereunder, rentals, fees and charges (there being no other rentals, fees or charges, and no tolls payable by LESSEE unless otherwise specifically provided herein) according to terms specified in Exhibit A, attached hereto, of this Agreement and made a part hereof.

4. ADDITIONAL REPORTS: In the event that LESSOR or any of its agencies or instrumentalities shall, during the term of this Agreement or any extension or renewal thereof, own or operate one or more airports in the vicinity of the City of Joplin, Missouri, in addition to or in lieu of the AIRPORT, LESSEE shall have the option, by giving written notice to the LESSOR, to lease from LESSOR with respect to said additional airport or airports (subject to the same terms and conditions as are provided in this Agreement) exclusive space up to an amount equal to that provided in this Agreement with respect to the AIRPORT, and other premises, facilities, rights, licenses, services and privileges comparable with those provided herein, the rentals, fees and charges for such space, premises, facilities, rights, licenses, services and privileges not to exceed those provided herein. In the event LESSOR mandates LESSEE's relocation, LESSOR shall reimburse LESSEE for all its reasonable and customary relocation expenses. Both parties agrees that such reimbursement will take

the form of rent credits associates with this Agreement.

5. MAINTENANCE OF AIRPORT BY LESSOR: LESSOR shall operate, maintain and keep in good repair the AIRPORT, Terminal Building, and all appurtenances, facilities, and services now or hereafter connected with the foregoing, and shall maintain and operate the AIRPORT in all respects in a manner at least equal to the highest standards or ratings for airports of similar size and character issued by the Federal Aviation Administration. Without limiting the generality of the foregoing, the maintenance provided for herein shall include the keeping of runways, aprons, strips, and ramps free of snow and other obstructions insofar as reasonably possible. LESSEE shall maintain its office space in good repair, normal wear and tear, unavoidable incident, and fire excepted. LESSEE shall not be obligated to repair any damages to Premises because of structural defects in the Terminal Building; nor shall LESSEE be required to make any repairs, which repairs were not occasioned by damage caused by LESSEE.

6. BUILDING BY LESSEE: LESSEE, at its own expense, may construct, install, alter, modify, repair, and maintain in or on any space, which is or may be exclusively leased by LESSEE hereunder, any buildings, structures or improvements, including equipment and above ground storage tanks that it shall determine to be necessary for use in connection with its business, subject to the approval of the Director of Public Works of the LESSOR, which approval shall not be unreasonably withheld, conditioned or delayed. No restrictions shall be placed upon LESSEE as to the architects, contractors or materialmen who may be employed by it in connection therewith, who shall have free ingress and egress to and from the said Premises. LESSOR, at its expense, shall bring or cause to be brought all public utility service up to the property line of all Premises leased hereunder on which buildings, structures and improvements have been, or may from time to time be, constructed or installed by LESSEE and LESSEE shall have the right to make connection therewith. When this Agreement is terminated, at LESSOR's sole discretion, any such improvements shall become the property of LESSOR with no compensation of any kind owed to LESSEE, or any such improvements shall be removed by LESSEE at LESSEE's sole expense within thirty (30) days of termination.

7. NONLIABILITY: LESSOR shall not be liable to LESSEE for any loss of revenue to LESSEE resulting from LESSOR'S reasonable acts or omissions in the maintenance of the AIRPORT and its facilities or providing same with utility services. If LESSOR neglects its maintenance of the AIRPORT and its facilities or providing same with utility services, LESSEE may terminate this Agreement by providing written notice to LESSOR and rent will be payable only to the date of said termination. If this Agreement is not so terminated, it shall continue and the rent payable hereunder shall be assessed pro rata based upon the proportion of the Premises which remain maintained in good order until the Premises shall be maintained in a reasonable manner LESSOR shall not be required to perform maintenance and make repairs occasioned by the negligence of LESSEE or its employees, agents, passengers, guests, patrons, invitees, or licensees. If LESSEE shall fail to do anything required to be done by it under the terms of this Agreement, LESSOR may at its sole option, after giving sixty (60) calendar days' written notice to LESSEE, do such act or thing on behalf of LESSEE, and upon notification to LESSEE of the cost thereof (including overhead) by LESSOR, LESSEE shall promptly pay LESSOR the amount of that cost.

8. TRASH AND GARBAGE: LESSOR shall provide and use suitable covered metal receptacles for all garbage, trash, and other refuse on or in connection with the leased Premises. Piling of boxes, cartons, barrels or other similar items in an unsafe or unsightly manner in or on the leased Premises shall not be permitted.

9. LIABILITY: LESSEE agrees to save and keep LESSOR harmless from any and all liability, injury or damage due to the negligence of LESSEE or any of its employees or agents resulting from the use and occupancy of said Premises by said LESSEE; provided, however, that LESSEE shall not be liable for any injuries to or death of persons, or damage to property or loss occasioned by the negligence or willful misconduct of LESSOR, its officials, officers, employees or agents, and that LESSEE shall not be liable for loss and/or damage to LESSOR's property caused by fire or anything covered by an extended coverage endorsement, including vandalism and/or malicious mischief. LESSOR agrees to save and keep LESSEE harmless from any and all liability, injury or damage due to the negligence of LESSOR or any of its employees or agents resulting from the use and occupancy of said Premises by said LESSOR; provided, however, that LESSOR shall not be liable for any injuries to or death of persons, or damage to property or loss occasioned by the negligence or willful misconduct of LESSEE, its officials, officers, employees or agents.

i) DAMAGE OR DESTRUCTION:

In the event the Premises covered by this Agreement are wholly or partially destroyed or damaged so as to render the whole or a substantial part thereof unfit for occupancy, and the same cannot be repaired with reasonable diligence within sixty (60) calendar days after the happening of such destruction or damage, then this Agreement at the option of the LESSEE or LESSOR, shall cease and terminate as of the date of such destruction or damage. Upon such termination, LESSOR shall repay to the LESSEE any rents theretofore paid by LESSEE with respect to any period subsequent to the date of such termination, and thereon LESSEE shall surrender possession of the Premises to LESSOR. If such destruction or damage can be repaired within sixty (60) calendar days, LESSOR shall forthwith repair the same with all reasonable diligence, and at its own expense, and this Agreement shall continue in force and effect. During the period of such repair, the rent shall be abated in the same ratio as that portion of the Premises which is rendered unfit for occupancy bears to the whole.

A. Insurance. LESSEE, at its expense, shall procure and keep in force at all times during the term of this Agreement from a financially sound and reputable company that has an A.M. Best Company rating of at least an "A-" rating, or similar rating by another insurance rating company, and is and authorized to conduct business and pay claims in the State of Missouri, comprehensive general liability insurance, with independent contractor's coverage and contractual liability endorsement, including but not limited to aircraft liability, airport premises liability, and automobile liability coverage insuring LESSEE, the City of Joplin, and the Airport for bodily injury and property damage, and such other insurance necessary to protect Airport from all such claims and actions described in the preceding subsection. Without limiting its liability, LESSEE agrees to carry and keep in force insurance with single limit liability for bodily injury or death and property damage in a sum not less than $1,000,000.00 per person and $2,500,000.00 per occurrence

B. LESSEE shall furnish current certificates of insurance to LESSOR and LESSOR shall furnish current certificates of insurance to LESSEE as regards fire or extended coverage endorsements, including vandalism and/or malicious mischief. Said insurance policies shall not be canceled or materially modified or non-renewed except upon thirty (30) calendar days advance written notice to Airport (ten (10)

calendar days' notice for non-payment of premium). The insurance carrier shall not avoid liability under such policies by claiming Airport governmental immunity. Airport shall be a named additional insured upon all such policies, but shall have no obligation for the payment of any premiums for such coverage. In the event the scope of the Airport's tort liability as a governmental entity described in Section 537.600 through .650, RSMo., inclusive, is broadened or increased during the term of this Agreement by subsequent legislative or court action, Airport, upon written notice to LESSEE, may require LESSEE to provide additional coverage sufficient to protect the Airport and the City of Joplin's interests to the extent of any such change. If the Airport's current limitations upon tort liability are abolished entirely, Airport may require LESSEE to provide such coverage to protect the Airport and the City of Joplin's interests as may be reasonable and prudent for the risks associated with the activities allowed under this Agreement. Statutory Workers' Compensation required by the Labor Code of the State of Missouri and Employers' Liability Insurance in an amount not less than $1,000,000 per occurrence. Both the Workers' Compensation and Employers' Liability policies shall contain the insurer's waiver of subrogation in favor of City of Joplin/Joplin Regional Airport, its elected officials, officers, employees, agents and volunteers;

C. Non-limitation. Nothing contained herein shall be deemed to limit or otherwise reduce either Party to indemnify, protect, defend and hold harmless the other Party as specified in this Agreement.

D. Independent Contractor. Nothing herein contained nor any acts of the parties hereto shall be deemed or construed by the parties hereto or by any third party as creating the relationship of principal and agent or of partnership or of joint venture between the Parties hereto, it being understood and agreed that the relationship between the Parties hereto is that of landlord and tenant.

10. CANCELLATION BY LESSOR: LESSOR may cancel this Agreement by giving LESSEE thirty (30) calendar days' advance written notice, upon or after the happening of any of the following events:

The filing by LESSEE of a voluntary petition in bankruptcy; the adjudication of LESSEE as a bankrupt pursuant to such proceedings; the appointment of a receiver of LESSEE's assets; the divesture of LESSEE's estate herein by other operations of law; the abandonment by LESSEE of its conduct of air transportation at the AIRPORT; the default by LESSEE in the performance of any covenant or agreement herein required to be performed by LESSEE and the failure of LESSEE to remedy such default for a period of thirty (30) calendar days after receipt from LESSOR of written notice to remedy the same; provided, however, that no notice of cancellation, as above provided, shall be of any force or effect if LESSEE shall have remedied the default prior to receipt of LESSOR's notice of cancellation, or if such default cannot be cured within such thirty (30) day period and LESSEE has in good faith commenced and is attempting to remedy same, provided LESSEE promptly remedies such default thereafter.

No waiver of default by LESSOR of any of the terms or conditions hereof to be performed, kept and observed by LESSEE, shall be construed to be or act as a waiver of any

subsequent default of any of the terms and conditions herein contained to be performed, kept and observed by LESSEE.

11. CANCELLATION BY LESSEE: LESSEE, in addition to any other rights of cancellation given herein or by law, may cancel this Agreement in whole or in part (only insofar as it relates to any buildings) and terminate all or any of its obligations hereunder at any time that LESSEE is not in default in its payments to LESSOR, hereunder, by giving LESSOR thirty (30) calendar days' advance written notice, upon or after the happening of any one of the following events:

a) the order or the action of the Federal Aviation Administration terminating, suspending, or relieving LESSEE's right or obligations to operate into and from the AIRPORT;

b) the termination of LESSEE's obligation or right (imposed by contract or otherwise) to the Federal Government for the carriage of United States airmail to, from, or through the Joplin, Missouri area or its environs, for the receiving and dispatching of United States airmail;

c) the expiration or termination of any Essential Air Service (EAS) contract (the "EAS Contract") between LESSEE and the United States Department of Transportation (DOT) or any governmental agency succeeding to the jurisdiction of the DOT, whether terminated by LESSEE or DOT, under which EAS Contract LESSEE has or had agreed to provide Essential Air Services to THE CITY OF JOPLIN, Missouri, the LESSOR agrees that LESSEE is exempt from the requirement at 49 U.S.C. Section 41734(c), to continue to serve the EAS community even after filing a notice to suspend service before a replacement airline begins full EAS;

d) authorization by the Federal Aviation Administration of another airport for service by LESSEE to Joplin, Missouri;

e) issuance by any court of competent jurisdiction of any injunction in any way preventing or restraining the use of the AIRPORT or any part thereof for AIRPORT purposes, and the remaining in force of such injunction for a period of at least thirty (30) days;

f) any action of the Federal Aviation Administration refusing to permit LESSEE to operate into, from or through the AIRPORT such aircraft as LESSEE may reasonably desire to operate thereon;

g) the breach by LESSOR of any of the covenants or agreements herein contained and the failure of LESSOR to remedy such breach for a period of thirty (30) calendar days after receipt of a written notice of the existence of such breach; the inability of LESSEE to use said Premises and facilities continuing for a period of thirty (30) days or more due to (i) any deficiency of the AIRPORT or unsafe condition for operating at the AIRPORT of the type of aircraft then being flown by LESSEE or (ii) any law, order, rule, or regulation of any appropriate governmental authority having jurisdiction over the operations of LESSEE (iii) or war, or other casualty; the assumption by the United States Government or any authorized agency thereof of the operations of the AIRPORT;

h) the erection of any obstacle on or in the vicinity of the AIRPORT, which would occasion a modification of LESSEE's air carrier operating certificate or similar authorization establishing minimum safety standards for the operation of LESSEE.

No waiver of default by LESSEE of any of the terms, covenants or conditions hereof to be performed, kept and observed by LESSOR shall be construed to be or act as a waiver by

LESSEE of any subsequent default of any of the terms, covenants and conditions herein contained to be performed, kept and observed by LESSOR.

12. FAVORED TERMS: Except as provided for under the conditions of an approved air service development program, LESSOR agrees not to enter into any lease, license, contract or other agreement with any other 14 CFR Part 121 scheduled air carrier containing more favorable terms than this Agreement (including its methodology of establishing rates, fees and charges) or to grant to such scheduled air carrier rights or privileges with respect to the AIRPORT that are not accorded to LESSEE hereunder unless the same rights, terms and privileges are concurrently made available to LESSEE. Any scheduled air carrier will be required to lease counter and office space sufficient to support their operation. The foregoing notwithstanding, LESSOR may offer alternate terms to a carrier operating under 14 CFR Part 135, or as a public charter under 14 CFR Chapter II, Subchapter D, Part 380 so long as such charter operates less than once per week.

13. QUIET ENJOYMENT: LESSOR represents that it has the right to lease the AIRPORT, together with the facilities, rights, licenses and privileges herein granted, and has full power and authority to enter into this Agreement in respect thereof. LESSOR agrees that on payment of the rent and performance of the covenants and agreements hereunder by LESSEE, LESSEE shall peacefully have and enjoy the leased Premises and all rights and privileges of the AIRPORT, its appurtenances and facilities.

14. REGULATIONS: LESSEE agrees to observe and obey all reasonable regulations imposed by LESSOR during the term hereof, provided the same are consistent with safety and security and do not conflict with the regulations and procedures prescribed by the Federal Aviation Administration for operations of LESSEE's aircraft at the AIRPORT and further provided same do not conflict with the express terms of this Agreement.

15. LEGAL RESPONSIBILITY: Intentionally omitted.

16. NOTICES: All notices or other communications relative to matters covered by this Agreement shall be deemed to be properly served if sent by certified mail to the last address previously furnished by the parties hereto. Until hereafter changed by a party by notice in writing to the other party, notices shall be sent to LESSOR addressed to the Public Works Director, 602 South Main Street, Joplin, Missouri, 64801, and to LESSEE addressed to: SKYWEST AIRLINES, Attn: Kelly Lane, 444 S.River Rd St.George, Utah 84790.

17. ASSIGNMENT OF AGREEMENT: LESSEE shall not assign this Agreement or any of its rights hereunder, nor sublet the Premises or any part thereof demised hereby, to any person without the written consent of the LESSOR first had and obtained (such consent not to be unreasonably withheld, conditioned or delayed); provided that the foregoing shall not prevent the assignment of this Agreement to any corporation with which LESSEE may merge or consolidate, or which may succeed to the business of LESSEE, or, to which the business and properties of the LESSEE or substantially all of the same may be sold or transferred by the LESSEE.

18. NONDISCRIMINATION:

a. The LESSEE, for himself, his heirs, personal representatives, successors in interest, and assigns, as a part of the consideration hereof, does hereby covenant and agree as a

covenant running with the land that in the event facilities are constructed, maintained, or otherwise operated on the said property described in this Agreement for a purpose for which a DOT program or activity is extended or for another purpose involving the provision of similar services or benefits, the LESSEE shall maintain and operate such facilities and services in compliance with all other requirements imposed pursuant to 49 CFR Part 21, Nondiscrimination in Federally Assisted Programs of the Department of Transportation, and as said Regulations may be amended.

b. The LESSEE, for himself, his personal representatives, successors in interest, and assigns, as a part of the consideration hereof, does hereby covenant and agree as a covenant running with the land that:

(1) No person on the grounds of race, creed, color, national origin or sex shall be excluded from participation in, denied the benefits of, or be otherwise subjected to discrimination in use of said facilities.

(2) That in the construction of any improvements on, over, or under such land and the furnishing of services thereon, no person on the grounds of race, creed, color, national origin or sex shall be excluded from participation in, denied the benefits of, or otherwise be subjected to discrimination.

(3) That the LESSEE shall use the Premises in compliance with all other requirements imposed by or pursuant to 49 CFR Part 21, Nondiscrimination in Federally Assisted Programs of the Department of Transportation, and as said Regulations may be amended.

19. AFFIRMATIVE ACTION: The LESSEE assures that it will undertake an affirmative action program as required by 14 CFR Part 152, Subpart E, to insure that no person shall on the grounds of race, creed, color, national origin, or sex be excluded from participating in any employment activities covered in 14 CFR Part 152, Subpart E. The LESSEE assures that no person shall be excluded on these grounds from participating in or receiving the services or benefits of any program or activity covered by this subpart. The LESSEE assures that it will require that its covered sub-organizations provide assurances to the LESSEE that they similarly will undertake affirmative action programs and that they will require assurances from their sub-organizations, as required by 14 CFR Part 152, Subpart E, to the same effect.

20. EXCLUSIVE RIGHT:

a. It is understood and agreed that nothing herein contained shall be construed to grant or authorize the granting of an exclusive right within the meaning of 49 U.S.C. § 40103(e).

b. LESSEE agrees to furnish service on a fair, equal and not unjustly discriminatory basis to all users thereof, and to charge fair, reasonable and not unjustly discriminatory prices for each unit or service; PROVIDED, that LESSEE may make reasonable and nondiscriminatory discounts, rebates, or other similar types of price reductions to volume purchasers.

21. INVALID PROVISION: It is further expressly understood and agreed by and between the parties hereto that in the event of any covenant, condition or provision herein contained is held to be invalid by any court of competent jurisdiction, the invalidity of any such covenant,

condition or provision shall in no way affect any other covenant, condition or provision herein contained; provided, however, that the invalidity of any such covenant, condition or provision does not materially prejudice either the LESSOR or the LESSEE in their respective rights and obligations contained in the valid covenants, conditions or provisions in the Agreement.

22. CHOICE OF LAW: This Agreement has been made, and its validity, performance and effect shall be determined, in accordance with the laws of the State of Missouri and venue for litigation between the parties shall be solely and exclusively in Jasper County, Missouri, or the United States District Court for the Western District of Missouri.

23. HEADINGS: The headings of paragraphs in this Agreement are for convenience only. The headings form no part of this Agreement and shall not affect its interpretation.

24. ENTIRE AGREEMENT: This Agreement (including any Exhibits) contains the entire understanding of the parties with respect to the subject matter hereof. It may not be altered or amended except by an agreement in writing signed by both parties.

25. WAIVER OR BREACH: Waiver of any provision of this Agreement or breach of this Agreement shall not thereafter be deemed to be a consent by the waiving party to any further waiver, modification or breach by the other party, whether new or continuing, of the same or any other covenant, condition or provision of this Agreement. Failure by one of the parties to this Agreement to assert its rights for any breach of this Agreement shall not be deemed a waiver of such rights.

26. REPRESENTATIONS: The signatories hereto represent and warrant that they are fully authorized in the capacities shown and that they are executing the same voluntarily and solely for the consideration described herein.

27. COUNTERPARTS: This Agreement may be executed in any number of counterparts, and each executer counterpart shall have the same force and effect as an original instrument and as if all of the parties to the counterparts had signed the same instrument. A signature page of any counterpart may be detached therefrom without impairing the legal effect of the other signature(s), if that signature page is attached to any other counterpart that is identical to the first except for having additional attached signature pages executed by other parties to this Agreement.

[*signatures next page*]

IN WITNESS WHEREOF, the parties have caused this Agreement to be executed as of the date first written above.

SKYWEST AIRLINES

By: _____

ATTEST:

By: _____

_____
(Print Name)

CITY OF JOPLIN, MISSOURI

By: _____
Nicholas Edwards, City Manager

ATTEST:

By: _____

Barbara Golhoffer, City Clerk

APPROVED AS TO FORM:

By: _____
Peter Edwards, City Attorney

STATE OF _____ )
)
COUNTY OF_____ )

On this _____ day of _____, 2021, before me, personally appeared _____, to me known to be the person described in and who acknowledges that he/she, as President of _____, executed the foregoing instrument, and acknowledged that he/she executed the same as his/her free act and deed.

IN WITNESS WHEREOF, I have hereunto set my hand and affixed my Notarial Seal in my office in _____, _____, the day and year last above written.

_____
Notary

My Commission Expires:

_____

STATE OF MISSOURI )
)
COUNTY OF JASPER )

On this _____ day of _____, 2021, before me personally appeared Dan Pekarek and to me personally known who being by me duly sworn did state that he is the City Manager of the City of Joplin, Missouri, that the seal affixed to the foregoing instrument is the Corporate Seal of said Corporation, and that said instrument was signed on behalf of said corporation by authority of its City Council pursuant to Ordinance No. _____, passed by the City Council of the City of Joplin, Missouri on _____for the consideration stated therein and no other, and the said City Manager acknowledges said instrument to be the free act and deed of said corporation.

IN TESTIMONY WHEREOF, I have hereunto set my hand and affixed my official seal in the County and State aforesaid the day and year first above written.

_____
Notary

My Commission Expires:_____

**EXHIBIT "A"**
**RENTAL FEES**

1. The right to the exclusive use of approximately 985 square feet of ticket counter and office space in the Terminal Building located on the AIRPORT.

LESSEE agrees to pay to LESSOR for the use of 985 square feet of exclusive space located on the first floor of the Terminal Building, from June 1, 2021 to May 31, 2024, the sum of $14.85 per square foot per annum in monthly installments, covering the preceding fiscal month.

2. The right to the nonexclusive use of 860 square feet of operational and baggage space in the Terminal Building located on the AIRPORT.

LESSEE agrees to pay to LESSOR for the use of 860 square feet of nonexclusive space indicated above, from June 1, 2021 to May 31, 2024, the sum of $7.50 per square foot per annum in monthly installments, covering the preceding fiscal month.

3. As rental fees and charges for the use of the AIRPORT facilities herein granted, other than those specified above and including the operation of aircraft into, upon and from the AIRPORT, LESSEE shall pay to LESSOR the following charges:

a. From June 1, 2021 to May 3, 2024, the LESSEE shall pay forty-two ($.42) cents per thousand pounds of maximum gross landing weight over 12,500 pounds on all landings made by an aircraft being used by LESSEE ("Landing Fee"), subject to a minimum Landing Fee of $7.00 per landing.

b. From June 1, 2021 to May 31, 2024, the LESSEE shall pay, in addition to the Landing Fee set forth above, fifty dollars ($50.00) per landing made by an aircraft being used by LESSEE to help cover the cost of Aircraft Rescue and Firefighting (ARFF) services and AIRPORT security (the "ARFF/Security Fee"). Notwithstanding anything to the contrary contained in the Agreement, including this Exhibit "A", if another 14 CFR Part 121 scheduled air carrier begins operations at the AIRPORT after the Effective Date, the ARFF/Security Fee shall thereupon be reduced to equitably spread the cost of providing such ARFF services and AIRPORT security among all 14 CFR Part 121 scheduled air carriers operating at the AIRPORT.

c. A list of all landings and the specified maximum gross landing weight of the aircraft making such landings shall be submitted to the AIRPORT Manager's Office by the fifth ($5^{th}$) day of each month, for all landings made during the preceding month. The maximum gross landing weight for aircraft, as used herein, shall be the maximum gross landing weight for such aircraft as determined by the Federal Aviation Administration.

d. All such charges shall be payable in monthly installments covering the

preceding fiscal month. LESSOR shall, on or before the tenth (10th) day of each month, transmit to LESSEE a statement of the rentals, fees and charges incurred by LESSEE during the previous month, and the same shall be paid by LESSEE prior to the first day of the following month.

## EXHIBIT "B"
## EXCLUSIVE and NONEXCLUSIVE SPACE

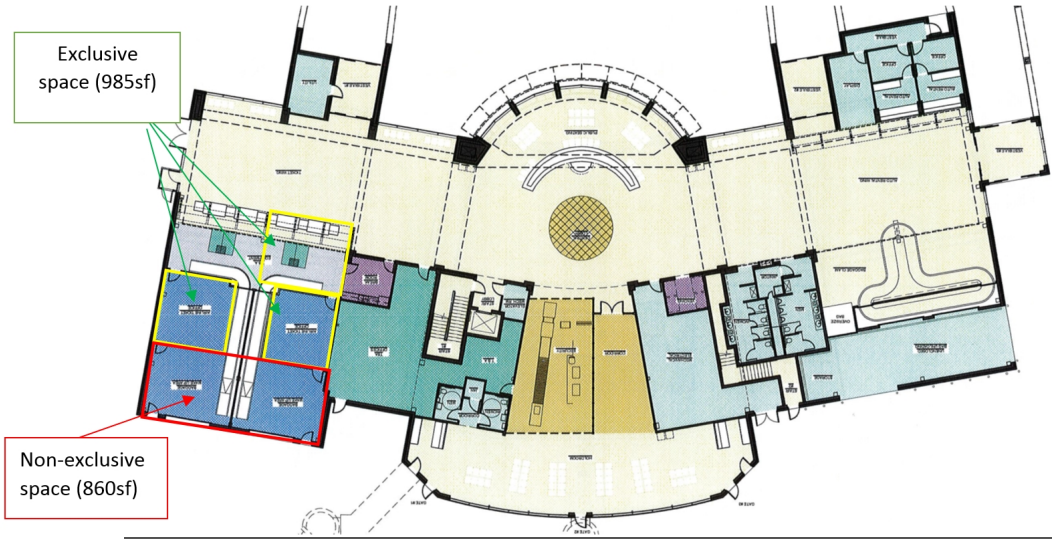

# CITY OF JOPLIN
# COUNCIL AGENDA ITEM

**ITEM**
Council Bill 2021-125 Work Authorization OLS-OC21-04 with Olsson for professional engineering consulting services for Phases 2 and 3 of the Zora Widening project from Rangeline to MO-249.

**MEETING DATE**
April 19, 2021

**ORIGINATING DEPT**
Public Works-Engineering

**ATTACHMENTS**
Council Bill 2021-125; Work Authorization; Location Map

**REVIEWED BY**
Director of Public Works: David Hertzberg; Finance Director: Leslie Haase; City Attorney: Peter Edwards; City Manager: Nicholas Edwards

**SUMMARY**
This Council Bill authorizes the City Manager or his designee to approve a work authorization with Olsson in the not to exceed amount of Five Hundred Ninety-Nine Thousand Five Hundred and 00/100 dollars ($599,500.00) for professional engineering consulting services for Phases 2 and 3 of the Zora Widening project from Rangeline to MO-249.

**BACKGROUND**
In August 2014, the voters passed the Renewal of the Capital Improvement Sales Tax Program for an additional 10 years. One of the projects was the widening of Zora Street from Rangeline to MO-249. In November 2015, City Council approved an agreement with Bartlett & West, Inc. for preliminary engineering consulting services through the 60% Right of Way plans portion of the project. Bartlett & West completed the scope of work included in this work authorization, and therefore a new agreement was needed to proceed with the engineering services required to complete the project. Olsson was selected as the engineering firm to complete the remaining engineering services for this project moving forward, and Work Authorization OLS-OC20-04 with Olsson for engineering services associated with Phase 1 of the project was approved by City Council in June 2020, with the understanding at that time that a future work authorization for the design of Phases 2 and 3 would be required at a later date. Phase 1 of the E. Zora widening project is defined as the construction of a new intersection at Zora St. and Duquesne Road. Phase 2 of the project is defined as improving Zora Street from the new intersection at Duquesne Road east to MO-249, and Phase 3 is defined as improving Zora Street from Rangeline Road to Duquesne Road. City staff has reviewed the fees submitted by Olsson for the engineering consulting services and found them to be within industry standards.

**FUNDING SOURCE**
Capital Improvement Sales Tax

**RECOMMENDATION**

Staff recommends approval of Council Bill 2021-125, Work Authorization OLS-OC21-04 with Olsson in the not to exceed amount of Five Hundred Ninety-Nine Thousand Five Hundred and 00/100 dollars ($599,500.00) for professional engineering consulting services for Phases 2 and 3 of the Zora Widening project from Rangeline to MO-249 on first reading.

| CITY | | ENGINEER | |
|---|---|---|---|
| **CITY OF JOPLIN**<br>**602 S. MAIN STREET**<br>**JOPLIN, MO 64801** | | Name: Olsson<br>Address: 702 S. Main<br>Joplin, MO 64801 | |
| Attention: David Hertzberg | | Attention: Clayton Cristy<br>Jack Schaller | |
| Department: Public Works | | Phone: 417-781-0643 | Fax: 417-781-4714 |
| Phone: 417-624-0820 | Fax: | Zora St. Widening - Phase 2 & 3 | |

**WORK AUTHORIZATION NUMBER** OLS-OC21-04
**TO AGREEMENT FOR PROFESSIONAL ENGINEERING CONSULTING SERVICES**

City and Engineer agree to amend their Agreement for Professional Engineering Consulting Services to include a scope of work and fees for engineering services, by adding the following terms to their Agreement.

1. **Services**. The City agrees to engage the services of the Engineer and the Engineer agrees to perform the services hereinafter set forth in connection with projects described in ***Exhibit A***.

2. **Addition to Services**. The City may add to the Engineer services or delete therefrom activities of a similar nature to those set forth in ***Exhibit A***, provided that the total cost of such work does not exceed the total cost allowance as specified in Paragraph 5 hereof. The Engineer shall undertake such changed activities only upon the direction of the City. All such directives and changes shall be in written form and prepared and approved by the City and shall be accepted and countersigned by the Engineer.

3. **Term**. The services of the Engineer shall commence as soon as practicable after the execution of this contract, unless otherwise directed in writing, and shall be undertaken and completed in such sequence as to assure their expeditious completion in the light of the purposes of the contract, but in any event, all of the services required hereunder shall be completed as set forth in the schedule for the project which is attached hereto as ***Exhibit A***.

4. **Costs not to Exceed**. The City of Joplin is limited by law with respect to the amount of money it can pay. Therefore, the City has established a fixed sum for this contract, which cannot be exceeded unless this contract is amended. The Engineer providing services hereunder shall be required to keep track of the amount of hours billable under this contract at all times; and any work in excess of the fixed sum shall not be eligible for payment. The Engineer shall notify the City if Engineer anticipates that the contract amount may be exceeded, in order to determine whether or not the City is prepared to increase the total compensation. The Engineer shall establish a billing system showing the amount of money remaining on the contract, which shall be shown in each monthly billing.

5. **Payment**.

a. **Conditioned upon acceptable performance**. The City agrees to pay the Engineer in accordance with the terms set forth in ***Exhibit A***, which shall constitute complete compensation for all services to be rendered under this contract; provided, that where payments are to be made periodically to Engineer for services rendered under this contract, the City expressly reserves the right to disapprove in whole or in part a request for payment where the services rendered during the period for which payment is claimed are not performed in a timely and satisfactory manner in accordance with the schedule and description of services set forth in ***Exhibit A***.

b. **Total compensation not to exceed**. It is expressly understood that in no event will the total compensation and reimbursement to be paid to the Engineer under the terms of this work Authorization Number OLS-OC21-04 exceed the sum of Five Hundred Ninety-Nine Thousand Five Hundred Dollars ($ 599,500.00 ).

6. **Insurance**. Without limiting any of the other obligations or liabilities of the Engineer, the Engineer shall secure and maintain at its own cost and expense, throughout the duration of this Contract and until the work is completed and accepted by the City of Joplin, insurance of such types and in such amounts as may be necessary to protect it and the interests of the City of Joplin against all hazards or risks of loss as hereunder specified or which may arise out of the performance of the Contract Documents. The form and

limits of such insurance, together with the underwriter thereof in each case, are subject to approval by the City of Joplin. Regardless of such approval, it shall be the responsibility of the Engineer to maintain adequate insurance coverage at all times during the term of the Contract. Failure of the Engineer to maintain coverage shall not relieve it of any contractual responsibility or obligation or liability under the Contract Documents.

The certificates of insurance, including evidence of the required endorsements hereunder or the policies, shall be filed with the City at the time that this contract is signed by the Engineer. All insurance policies shall provide thirty (30) days written notice to be given by the insurance company in question prior to modification or cancellation of such insurance. Such notices shall be mailed, certified mail, return receipt requested, to:

City of Joplin - Public Works, 602 S. Main, Joplin, MO 64801; and

Such policies shall name the City as an additional insured with limits of liability not less than the sovereign immunity limits for Missouri public entities calculated by the Missouri Department of Insurance as of January 1 each calendar year and published annually in the Missouri Register pursuant to Section 537.610, RSMo.
(See, http://insurance.mo.gov/industry/sovimmunity.php ).

As of January 1, 2021, the minimum coverage for the insurance referred to herein shall be as set out below:

a. Workers' Compensation….Statutory coverage per RSMo 287.010 et seq.
Employer's Liability……. $1,000,000.00

b. Commercial General Liability Insurance, including coverage for Contractual Liability and Independent Contractors Liability. Such coverage shall apply to bodily injury and property damage on an "Occurrence Form Basis" with limits of Two Million Nine Hundred Forty Thousand Eight Hundred Sixty-eight and no/100 Dollars ($2,940,868.00) for all claims arising out of a single accident or occurrence and at least Four Hundred Forty-one Thousand One Hundred Thirty and no/100 Dollars ($441,130.00) with respect to injuries and/or death of any one person in a single occurrence and an amount not less than at least $1,000,000 for all claims to property arising out of a single occurrence and at least $100,000 to any one owner with respect to damages to property. Engineer agrees that the proceeds of such insurance policy shall first be used to pay any award, damages, costs, and/or attorneys' fees incurred by or assessed against City, its employees, officers and agents, before payment of any award, damages, costs or attorneys fees of Engineer, its employees, officers or agents. Engineer agrees to cause its insurer to name City as an additional insured on such insurance policy, including the City as an additional insured for coverage under its products-completed operations hazard, and said policy shall be primary and noncontributory.

c. Automobile Liability Insurance covering bodily injury and property damage for owned, non-owned and hired vehicles, with limits of at least Two Million Nine Hundred Forty Thousand Eight Hundred Sixty-eight and no/100 Dollars ($2,940,868.00) for all claims arising out of a single accident or occurrence and at least Four Hundred Forty-one Thousand One Hundred Thirty and no/100 Dollars ($441,130.00) with respect to injuries and/or death of any one person in a single accident or occurrence.

d. Errors and Omissions Insurance. The Engineer shall maintain a professional liability insurance policy in the amount of $1,000,000.00. This policy shall remain in full force and effect for a period of one year after completion and acceptance by the City of the construction of the project.

e. Subcontracts. In case any or all of this work is sublet, the Engineer shall require the subcontractor to procure and maintain all insurance required in subparagraphs (A), (B) and (C) hereof and in like amounts. Engineer shall require any and all subcontractors with whom it enters into a contract to perform work on this project to protect the City of Joplin through insurance against applicable hazards or risks and shall, upon request of the City, provide evidence of such insurance.

f. Notice. The Engineer and/or subcontractor shall furnish the City prior to beginning the work satisfactory proof of carriage of all the insurance required by this contract, with the provision that policies shall not be canceled, modified or non-renewed without thirty (30) days written notice to the City of Joplin.

g. Legislative or Judicial Changes. In the event the scope or extent of the City's tort liability as a governmental entity as described in Section 537.600 through 537.650 RSMo is broadened or increased during the term of this agreement by legislative or judicial action, the City may require Engineer, upon 10 days written notice, to execute a contract addendum whereby the Engineer agrees to provide, at a price not exceeding Engineer's actual increased premium cost, additional liability insurance coverage as the City may require to protect the City from increased tort liability exposure as the result of such legislative or judicial action. Any such

additional insurance coverage shall be evidenced by an appropriate certificate of insurance and shall take effect within the time set forth in the addendum.

7. All other terms and conditions of the original Agreement shall remain in effect.

**IN WITNESS WHEREOF,** the parties hereto have set their hands and seals on the day and year herein stated.

**REVIEWED FOR APPROVAL**

_____
Name & Title of Staff Project Manager

**CERTIFICATE OF DIRECTOR OF FINANCE**

I certify that the expenditure contemplated by this document is within the purpose of the appropriation to which it is to be charged and that there is an unencumbered balance of appropriated and available funds to pay therefore.

_____
Leslie Haase, Director of Finance

**APPROVED AS TO FORM**

_____
Peter Edwards, City Attorney

**Engineer:** Olsson

By: Ronald L. Mersch

Printed Name: Ron Mersch

Title: Vice President

Date: April 8, 2021

By: Clayton Cristy

Printed Name: Clayton Cristy

Title: Vice President

Date: April 8, 2021

**CITY OF JOPLIN, MISSOURI**

By: _____
David Hertzberg, P.E.
Public Works Director

Date: _____

# EXHIBIT A to WORK
# AUTHORIZATION SCOPE OF SERVICES

This exhibit is hereby attached to and made a part of the Work Authorization for Professional Services dated April 19th, 2021 between the City of Joplin, Missouri ("Client") and Olsson, Inc. ("Olsson") providing for professional services. Olsson's Scope of Services for the Agreement is indicated below.

**PROJECT DESCRIPTION AND LOCATION**

Project will be located at: Zora St. (East Return of Rangeline Road to Highway 249) Excluding the roundabout project at Duquesne Road and excluding the Rangeline Road Intersection

Project Description: Zora St. Widening – Phase 2 & 3

- Phase 2: Duquesne Roundabout to Highway 249
  Approximately 20' of full depth widening to allow for two 12' lanes and 10' shoulders. Approximately 1000' of full depth replacement with Curb and Gutter east of roundabout. Full depth replacement of existing pavement in areas requiring vertical curve improvements (approximately 600'). 2" mill and overlay for the remainder of the existing pavement.

- Phase 3: Duquesne Roundabout to Rangeline Road Right of Way.
  Two-lane curb and gutter with grading for future sidewalk on one side. Left turn lane option at Wellington Drive.

**SCOPE OF SERVICES**

Olsson shall provide the following services (Scope of Services) to Client for the Project:

**DESIGN SERVICES (Phase 2 & 3)**

**Phase 100 – Survey Verification**
The project effort assumes Olsson will utilize the existing survey from Bartlett & West, Zora Street plans as the base data for performing design. Olsson will perform limited verification and updates as described below.

**Task 101 – Boundary Verification**
Olsson will utilize existing control from the Bartlett & West, Zora Street plans, to verify the section corners, property corners, and property lines. Title information shall be supplied by the City.

**Fee = $12,000**

**Task 102 – Topographic Verification**
Olsson will utilize existing control from the Bartlett & West, Zora Street plans, to spot check existing topographic data for consistency. Olsson will perform supplemental topographic survey as necessary to update Client-Furnished survey as is adequate for design. It is anticipated that supplemental topographic survey is limited to 7 full-days of field crew time with associated time for processing of CAD data. If it is discovered that more extensive topographic survey is required to update the existing data, additional services will be required.

**Fee = $10,500**

**Phase 200 – Phase 2 – Duquesne to Hwy 249**

**Task 201 – Meetings and Project Management**
Olsson will attend review and progress meetings with the City at various stages of design. It is anticipated that 5 meetings will be required throughout the various design stage submittals.

Olsson will prepare exhibits and attend two open house public meetings. These meeting will provide updates on the project status and scope of the proposed improvements as well as gathering public input.

Olsson will perform project management to include coordination with City staff; monitoring scope, schedule, and budget; and performing QA/QC reviews at each design submittal stage.

**Fee = $21,500**

**Task 202** – **Roadway Design**
Utilizing the survey information provided by the City, and with subsequent updates by Olsson, Olsson will prepare design plans for the roadway improvement project based on City of Joplin standards. Plans will be prepared and submitted for the 60%, 90%, and Final PS&E stage with plan development progressing at each submittal. The final plans will include the following sheets:

- Cover Sheet
- Survey Control and Alignment Sheets
- Demolition Plans
- Typical Sections
- Plan & Profile Sheets
- Detail Grading Plans (as necessary)
- Culvert Sections
- Precast Box Culvert Details
- Special Details
- Pavement Marking and Signing Plans
- Grading and Erosion Control Plans
- Traffic Control & Construction Sequencing Plans
- Cross Sections (as necessary)

Drainage design will be performed to include Drainage Area Map, cross structure capacity design.

Olsson will estimate the construction quantities and provide an Engineer's Opinion of Probable Cost for each respective plan phase submittal.

**Fee = $168,000**

**Task 203 – Land Disturbance Permit & Stormwater Pollution Prevention Plan (SWPPP)**
Olsson will complete the Missouri Division of Natural Resources Land Disturbance Permit, as necessary. Olsson will prepare a SWPPP that incorporates standard practices and the developed erosion control plan to be maintained by the Contractor during construction.

**Fee = $3,500**

**Task 204 – Utility Coordination**
Olsson shall prepare a utility coordination plan for phase 2 construction limits. This effort will include coordinating and gathering the proposed relocation plans for all utility companies involved with the project and graphically inputting the information into one plan to assist in determining potential conflicts. Electronic base files will be made available to utility companies to assist with their respective designs.

**Fee = $9,000**

**Phase 300 – Phase 3 – Rangeline to Duquesne**

**Task 301 – Meetings and Project Management**
Olsson will attend review and progress meetings with the City at various stages of design. It is anticipated that 6 meetings will be required throughout the various design stage submittals.

Olsson will prepare exhibits and attend two open house public meetings. These meeting will provide updates on the project status and scope of the proposed improvements as well as gathering public input.

Olsson will perform project management to include coordination with City staff; monitoring scope, schedule, and budget; and performing QA/QC reviews.

**Fee = $26,500**

**Task 302** – **Roadway Design**
Utilizing the survey information provided by the City, and with subsequent updates by Olsson, Olsson will prepare design plans for the roadway improvement project based on City of Joplin standards. Plans will be prepared and submitted for the 60%, 90%, and Final PS&E stage with plan development progressing at each submittal. The final plans will include the following sheets:

- Cover Sheet
- Survey Control and Alignment Sheets
- Demolition Plans
- Typical Sections
- Plan & Profile Sheets
- Intersection Layout Sheets
- Detail Grading Plans (as necessary)
- Culvert Sections
- Storm Drainage Plan and Profile
- Precast Box Culvert Details
- Special Details
- Pavement Marking and Signing Plans
- Grading and Erosion Control Plans
- Traffic Control & Construction Sequencing Plans
- Cross Sections (as necessary)

Drainage design will be performed to include Drainage Area Map, enclosed system design, gutter capacity, and crossing culvert capacity.

Coordination of the proposed improvements with the railroad crossing surface will be performed as part of the design effort. Design fee excludes design of a new railroad crossing signal.

Preliminary drainage design provided by AMA will be used for preparing probable construction costs.

Olsson will estimate the construction quantities and provide an Engineer's Opinion of Probable Cost for each respective plan phase submittal.

**Fee = $228,000**

**Task 303 – Land Disturbance Permit & Stormwater Pollution Prevention Plan (SWPPP)**

Olsson will complete the Missouri Division of Natural Resources Land Disturbance Permit, as necessary. Olsson will prepare a SWPPP that incorporates standard practices and the developed erosion control plan to be maintained by the Contractor during construction.

**Fee = $3,500**

**Task 304 – Utility Coordination**

Olsson shall prepare a utility coordination plan for phase 3 construction limits. This effort will include coordinating and gathering the proposed relocation plans for all utility companies involved with the project and graphically inputting the information into one plan to assist in determining potential conflicts. Electronic base files will be made available to utility companies to assist with their respective designs.

**Fee = $9,000**

**BIDDING & CONSTRUCTION ADMINISTRATION SERVICES**

**Phase 400 – Bid Phase Services (Phase 2)**

**Task 401 - Prepare Notice to Bidders and Issue Documents**

Olsson will coordinate the issuance of notices to bidders and the production and distribution of bidding documents. Notices will be placed in the official publications directed by the Client, and in bidding services known to provide data to contractors in the area. In addition, invitations will be mailed directly to contractors whom Olsson and/or the Client know will be interested in the project. Documents will be available for inspection at Olsson offices. Olsson will coordinate answering questions raised by bidders. Addenda will be prepared, if needed, to provide clarification to questions. The Client will be informed on a regular basis of project changes resulting from bidders' questions.

**Task 402 - Review and Evaluate Bids**

Olsson will attend the bid opening. Bids properly received will be reviewed. Inconsistencies or irregularities found in the bids will be reported to the Client. Olsson will prepare a bid tabulation of bids received and will make the bid tabulation available to bidders. Olsson will evaluate the bids and make a written recommendation to the Client concerning contract award.

**Task 403 - Conform Documents**

Conformed copies of the contract documents, including insurance and bond forms, will be prepared by Olsson. Olsson will review the documents to confirm that procedures have been properly followed. Copies of the conformed documents will be provided to the Client for review. Executed copies will be distributed to the Client, the contractor, and Olsson. These documents form the official contract between the Client and the contractor, as well as the basis for decisions concerning the work.

**Total Fee (Tasks 401, 402, & 403) = $6,500**

**Phase 500 – Bid Phase Services (Phase 3)**

**Task 501 - Prepare Notice to Bidders and Issue Documents**
Olsson will coordinate the issuance of notices to bidders and the production and distribution of bidding documents. Notices will be placed in the official publications directed by the Client, and in bidding services known to provide data to contractors in the area. In addition, invitations will be mailed directly to contractors whom Olsson and/or the Client know will be interested in the project. Documents will be available for inspection at Olsson offices. Olsson will coordinate answering questions raised by bidders. Addenda will be prepared, if needed, to provide clarification to questions. The Client will be informed on a regular basis of project changes resulting from bidders' questions.

**Task 502 - Review and Evaluate Bids**
Olsson will attend the bid opening. Bids properly received will be reviewed. Inconsistencies or irregularities found in the bids will be reported to the Client. Olsson will prepare a bid tabulation of bids received and will make the bid tabulation available to bidders. Olsson will evaluate the bids and make a written recommendation to the Client concerning contract award.

**Task 503 - Conform Documents**
Conformed copies of the contract documents, including insurance and bond forms, will be prepared by Olsson. Olsson will review the documents to confirm that procedures have been properly followed. Copies of the conformed documents will be provided to the Client for review. Executed copies will be distributed to the Client, the contractor, and Olsson. These documents form the official contract between the Client and the contractor, as well as the basis for decisions concerning the work.

**Total Fee (Tasks 501, 502, & 503) = $6,500**

**Phase 600 – Construction Administration Services (Phase 2)**

**Task 601 - Construction Administration**
Olsson shall perform the following construction administration services:

1. Conduct a pre-construction meeting. Olsson will prepare and distribute minutes of the meeting.
2. Receive, log and review contractor submittals (i.e. shop drawings, cut sheets).
3. Review contractor pay applications.
4. Prepare necessary Change Orders and Revision Sheets for unforeseen conditions. Owner-Requested changes after bidding will be considered additional services.
5. Answer contractors' questions and interpret construction documents. Questions and interpretations will be answered with a written Request for Information (RFI) or similar process.
6. Conduct Periodic site visits during construction (Assumed 4).

**Task 602 – Project Close Out**

Olsson will conduct a final walkthrough of the project. A "punch list" of deficiencies will be prepared and distributed.

**Total Fee (Tasks 601 & 602) = $20,500**

**Phase 700 – Construction Administration Services (Phase 3)**

**Task 701 - Construction Administration**

Olsson shall perform the following construction administration services:

7. Conduct a pre-construction meeting. Olsson will prepare and distribute minutes of the meeting.
8. Receive, log and review contractor submittals (i.e. shop drawings, cut sheets).
9. Review contractor pay applications.
10. Prepare necessary Change Orders and Revision Sheets for unforeseen conditions. Owner-Requested changes after bidding will be considered additional services.
11. Answer contractors' questions and interpret construction documents. Questions and interpretations will be answered with a written Request for Information (RFI) or similar process.
12. Conduct Periodic site visits during construction (Assumed 4).

**Task 702 – Project Close Out**

Olsson will conduct a final walkthrough of the project. A "punch list" of deficiencies will be prepared and distributed.

**Total Fee (Tasks 701 & 702) = $24,500**

**RIGHT OF WAY SERVICES**

Olsson will perform Right-of-Way and Easement Services for the Phase 2 & 3. For Phase 2, it is assumed that 8 parcels will be affected to complete phase 2 construction. For Phase 3, it is assumed that 30 parcels will be affected to complete phase 3 construction.

**Phase 800 – Right of Way and Easement Documents and Negotiations (Phase 2)**

**Task 801 – Right-of-Way (R/W) and Easement Documents**

Olsson will prepare right of way taking documents, slope/grading easements, and temporary construction easements for the Zora Street project, beginning at the Duquesne Roundabout project and extending to Highway 249 (excluding the Roundabout project area). This includes approximately 8 properties. Deliverables for this project will be signed and sealed exhibits and legal descriptions.

**Fee = $12,000**

**Task 802 – Right-of-Way (R/W) and Easement Staking**

Following preparation of Right-of-Way documents for each Parcel, Olsson will stake the

proposed Right-of-Way and Easements in the field to assist the City during Right-of-Way and Easement Acquisition.

- Right-of-Way (R/W) and Easement Staking estimated at Eight (8) Right-of-Way Parcels, four (4) Slope/Utility Easements, and Eight (8) Temporary Construction Easements.
- Scope assumes 5 half-day trips to the site by a 1-man survey crew to perform the staking. Trips beyond the 5 allotted will be considered additional services.

**Fee = $3,600**

**Task 803 – Monument New Right-of-Way (R/W)**
Following successful acquisition of all new Right-of-Way, Olsson will monument the new Right-of-way by placing survey pins at property corners along the newly acquired Right-of-Way.

- Monumentation of New Right-of-Way (R/W) estimated at Eight (8) Right-of- Way Parcels.
- Scope assumes 2 full-day trips to the site by a 1-man survey crew.

**Fee = $2,400**

**Task 804 – Appraisals**
Olsson will provide Appraisal Services as part of the Right-of-Way and Easement Acquisition Services described above, on an Estimated Parcel basis. Appraisals will be provided by the Subconsultant Southwest Valuation.

- Appraisals are estimated at eight (8) Parcels for Phase 2.

**Fee = $17,600 ($2,200 per parcel)**

**Task 805 – Right-of-Way (R/W) and Easement Negotiation Services**
The fee amount for negotiation activity will include preparation of deeds and easement documents and three contacts with the owners to ensure that the owner has the opportunity to consider offer, free of coercion, and securing a conveyance. We will coordinate with the City staff for the arrangement of payments to the property owners. A record of negotiations will be available to the City at all times upon request. If negotiations are not successful after three attempts the City will be notified that the negotiating activity has ceased, and we will request direction on how to proceed from the City of Joplin.

Condemnation services are excluded. For condemnation purposes Olsson charges a rate of $120.00 per hour for court appearances, attorney conferences, and preparation of court exhibits. These shall be considered Additional Services.

<u>Assumptions for Task 805 are as follows:</u>
The City of Joplin will provide Olsson with a notice to proceed [1] all applicable title commitments; [2] The City of Joplin will provide vacancy notices to each owner when applicable. [3] All conveyances and documents to secure all rights, title, and interests for each parcel will be turned over to the City of Joplin personnel for closing each transaction.

**Fee = $14,400 ($1,800 per parcel)**

**Phase 900 – Right of Way and Easement Documents and Negotiations (Phase 3)**

**Right of way services for phase 3 will be determined after 60% design and incorporated as an amendment to this agreement.**

)

Should Client request work in addition to the Scope of Services, Olsson shall invoice Client for such additional services (Optional Additional Services) at the standard hourly billing labor rate charged for those employees actually performing the work, plus reimbursable expenses if any. Olsson shall not commence work on Optional Additional Services without Client's prior written approval.

Olsson agrees to provide all of its services in a timely, competent and professional manner, in accordance with applicable standards of care, for projects of similar geographic location, quality and scope.

Fee can be moved between tasks.

**SCHEDULE FOR OLSSON'S SERVICES**

Unless otherwise agreed, Olsson expects to perform its services under the Agreement as follows:

- Phase 2 Design Services will be completed in a 12 month period following notice to proceed.
- Phase 3 Design Services will be completed in a 24 month period following notice to proceed.
- Right-of-Way and Easement Negotiation Services will be completed in a 12 month period following approval of R/W Plans and Easement Descriptions for each respective design phase.

Olsson will endeavor to start its services on the Anticipated Start Date and to complete its services on the Anticipated Completion Date. However, the Anticipated Start Date, the Anticipated Completion Date, and any milestone dates are approximate only, and Olsson reserves the right to adjust its schedule and any or all of those dates at its sole discretion, for any reason, including, but not limited to, delays caused by Client or delays caused by third parties.

**SUMMARY OF FEES**

Phase 100 – Survey Verification ..... $22,500
Phase 200 – Phase 2 Design (Duquesne to Hwy 249) ..... $202,000
Phase 300 – Phase 3 Design (Rangeline to Duquesne) ..... $267,000
Phase 400 – Bidding Phase 2 ..... $6,500
Phase 500 – Bidding Phase 3 ..... $6,500
Phase 600 – Construction Administration Phase 2 ..... $20,500
Phase 700 – Construction Administration Phase 3 ..... $24,500
Phase 800 – R/W Services Phase 2 ..... $50,000
Phase 900 – R/W Services Phase 3 (To be added as amendment)
**GRAND TOTAL FEE ..... $599,500**

Assumption included that fees can be shifted between phases and tasks as work progresses, to cover actual work completed.

Olsson Billing Rate Schedule
2021 Labor Rates

| Description | Range | | |
|---|---|---|---|
| Principal | 129.00 | - | 388.00 |
| Project Manager | 120.00 | - | 233.00 |
| Project Professional | 98.00 | - | 217.00 |
| Assistant Professional | 67.00 | - | 155.00 |
| Designer | 90.00 | - | 188.00 |
| CAD Operator | 54.00 | - | 119.00 |
| Survey | 52.00 | - | 166.00 |
| Construction Services | 43.00 | - | 233.00 |
| Administrative/Clerical | 41.00 | - | 159.00 |

**Note:**

1. Special Services not included in above categories will be provided on a Special Labor Rate Schedule
2. Rates subject to change based upon updates to Billing Rates for upcoming year.

# REIMBURSABLE EXPENSE SCHEDULE

The expenses incurred by Olsson or Olsson's independent professional associates or consultants directly or indirectly in connection with the Project shall be included in periodic billing as follows:

| **Classification** | **Cost** |
|---|---|
| Automobiles (Personal Vehicle) | $0.56/mile* |
| Suburban's and Pick-Ups | $0.75/mile* |
| Automobiles (Olsson Vehicle) | $85.00/day |
| Other Travel or Lodging Cost | Actual Cost |
| Meals | Actual Cost |
| Printing and Duplication including Mylars and Linens | |
| In-House | Actual Cost |
| Outside | Actual Cost+10% |
| Postage & Shipping Charges for Project Related Materials including Express Mail and Special Delivery | Actual Cost |
| Film and Photo Developing | Actual Cost+10% |
| Telephone and Fax Transmissions | Actual Cost+10% |
| Miscellaneous Materials & Supplies Applicable to this Project | Actual Cost+10% |
| Copies of Deeds, Easements or other Project Related Documents | Actual Cost+10% |
| Fees for Applications or Permits | Actual Cost+10% |
| Sub-Consultants | Actual Cost+10% |
| Taxes Levied on Services and Reimbursable Expenses | Actual Cost |

*Rates consistent with the IRS Mileage Rate Reimbursement Guidelines (Subject to Change).



Updated for Year 2021

**COUNCIL BILL NO. 2021-125 ORDINANCE NO.**

AN ORDINANCE approving Work Authorization OLS-OC21-04 with Olsson in the not to exceed amount of Five Hundred Ninety-Nine Thousand Five Hundred and 00/100 dollars ($599,500.00) for professional engineering consulting services for Phases 2 and 3 of the Zora Widening project from Rangeline to MO-249, and authorizing the City Manager or his designee to execute the same by and on behalf of the City of Joplin.

BE IT ORDAINED BY THE COUNCIL OF THE CITY OF JOPLIN, as follows:

Section 1. That the Work Authorization OLS-OC21-04 with Olsson in the not to exceed amount of Five Hundred Ninety-Nine Thousand Five Hundred and 00/100 dollars ($599,500.00) for professional engineering consulting services for Phases 2 and 3 of the Zora Widening project from Rangeline to MO-249, for the City of Joplin, a true and accurate copy of said agreement being attached hereto and incorporated herein, be, and the same, is hereby approved.

Section 2. That the City Manager of the City of Joplin, Missouri, or his designee, is hereby authorized and directed to execute said agreement, or agreement in substantially similar form, by and on behalf of the City of Joplin with Olsson

Section 3. That upon the final approval and acceptance of the consultant's work under said contract, in substantial conformance with the attached exhibits, in writing by the Director of Public Works and his certification to the effect to the Director of Finance, the consultant shall be paid from the Capital Improvement Sales Tax fund.

PASSED BY THE COUNCIL OF THE CITY OF JOPLIN, MISSOURI, this _____ day of_____, 2021, by a vote of_____.

ATTEST: Ryan D. Stanley, Mayor

Barbara J. Gollhofer, City Clerk

APPROVED AS TO FORM:

Peter C. Edwards, City Attorney

I hereby certify that a sufficient amount is available in the Capital Improvement Sales Tax Fund to pay the amounts called for on the basis of the negotiated fee.

_____

Leslie Haase, Director of Finance

# ZORA WIDENING

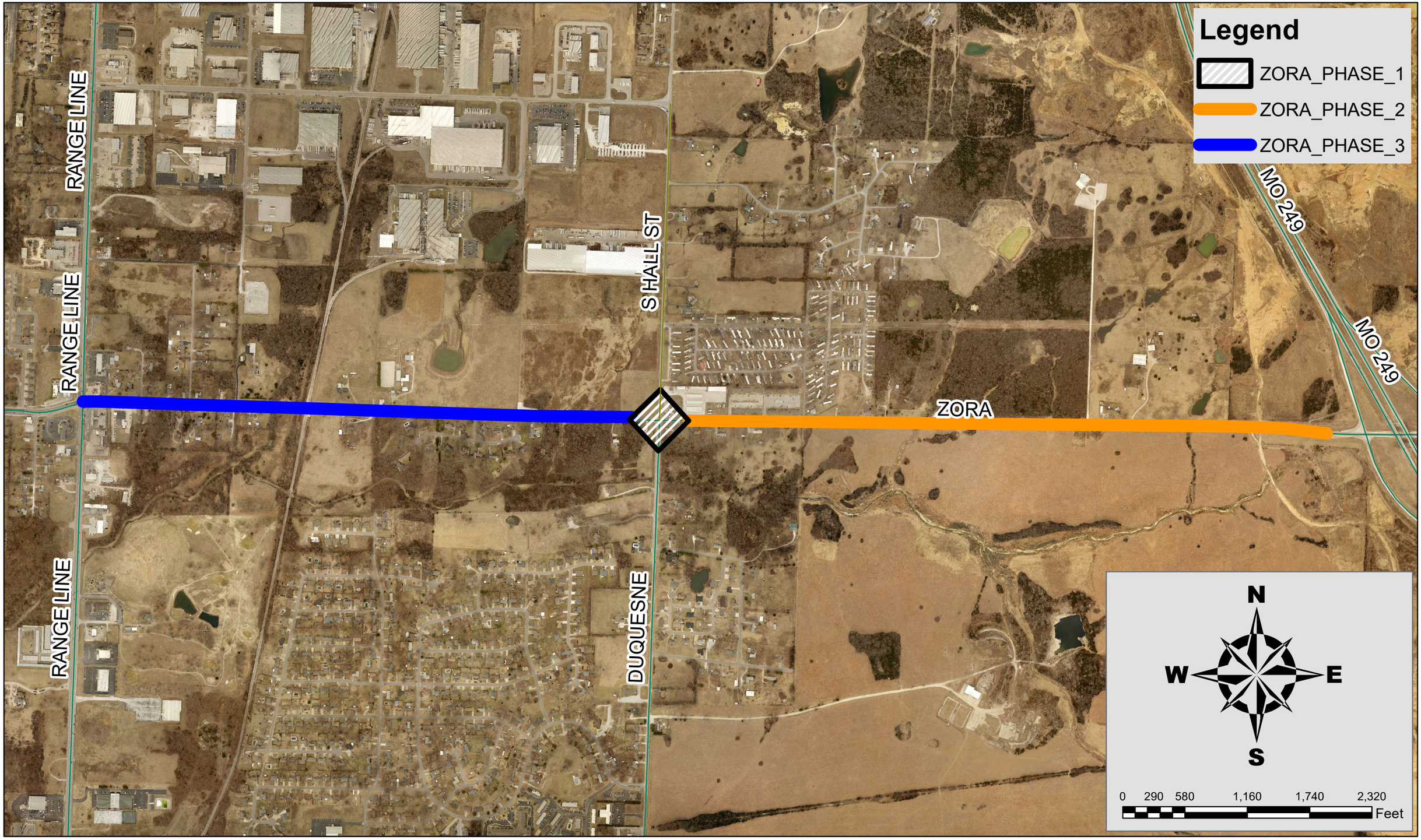

# CITY OF JOPLIN
# COUNCIL AGENDA ITEM

**ITEM**
Council Bill 2021-512 – Approving swimming pool fee changes in the parks department

**MEETING DATE**
April 19, 2021

**ORIGINATING DEPT**
Finance

**ATTACHMENTS**
CB 2021-512 Ordinance

**REVIEWED BY**
Department Head: Leslie Haase; Parks Director: Paul Bloomberg; City Attorney: Peter Edwards; City Manager: Nick Edwards

**SUMMARY**
This Council Bill changes swimming pool fees in the parks department.

**BACKGROUND**
The City increased lifeguard and cashier hourly wage rates by 9% to meet the current State of Missouri minimum wage. This increase in labor costs will increase the overall cost of services for swimming pools. In order to offset this increased cost, this bill changes the swimming pool fees by a corresponding amount.

The proposed changes are as follows:

- Change the Adult Schifferdecker pool daily admission from $6.00 to $6.50 and the child admission fee from $5.00 to $5.50
- Change the Adult Cunningham pool daily admission from $5.00 to $5.50 and the child admission fee from $4.00 to $4.50
- Change the Adult Ewert pool daily admission fee from $4.00 to $4.50 and the child admission fee from $3.00 to $3.50
- Change the Swimming Pool family season pass fee from $150.00 to $170.00
- Change the Swimming Pool adult season pass fee from $75.00 to $85.00
- Change the Swimming Pool youth season pass fee from $65.00 to $75.00
- Change the Swimming Pool senior season pass fee from $65.00 to $75.00

The fee changes will be effective on May 24, 2021.

**FUNDING SOURCE**
This is not applicable for this item.

**RECOMMENDATION**
Staff recommends this council bill be approved on first reading.

COUNCIL BILL NO. 2021-512 ORDINANCE NO.

AN ORDINANCE repealing Section 86-152, Admission Fee, of Article V, Swimming Pools, of Chapter 86, Parks and Recreation, of the Code of Ordinances of the City of Joplin and enacting in lieu thereof a new Section 86-152, Admission Fee, of Article V, Swimming Pools, of Chapter 86, Parks and Recreation, of the Code of Ordinances of the City of Joplin to implement certain fee changes; and setting a date when this Ordinance shall become effective.

WHEREAS, the City is increasing the hourly wage for lifeguards in order to meet the current State of Missouri minimum wage, which will increase the cost of services; and,

WHEREAS, the Council of the City of Joplin desires to increase fees to meet the reasonable expenditures of this function; and,

**NOW, THEREFORE, BE IT ORDAINED** by the Council of the City of Joplin, Missouri, as follows:

Section 1. That Section 86-152, Admission Fee, of Article V, Swimming Pools, of Chapter 86, Parks and Recreation, be repealed and a new Section 86-152, Admission Fee, of Article V, Swimming Pools, of Chapter 86, Parks and Recreation, of the Code of Ordinances of the City of Joplin be enacted in lieu thereof to read as follows:

"ARTICLE V. SWIMMING POOLS

**Sec. 86-152 Admission Fee.**

(a) The pool admission fee for Schifferdecker Family Aquatic Center shall be $6.50 for adults over 15 years of age, and $5.50 for children 15 years of age and under, except that children age two and under, shall be admitted without charge.

(b) The admission fee for Ewert Family Aquatic Center shall be $4.50 for adults over 15 years of age and $3.50 for children 15 years of age and under, except that children age two and under, shall be admitted without charge.

(c) The admission fee for Cunningham Family Aquatic Center shall be $5.50 for adults over 15 years of age and $4.50 for children 15 years of age and under, except that children age two and under, shall be admitted without charge.

(d) The supervisor, with the approval of the parks and recreation board, shall have authority to set certain times when there shall be no admission fee for swimming in the municipal pools, and the park supervisor shall have the authority to place certain restrictions on free admission.

(e) Season passes for all municipal swimming pools.

(1) A family (three or more) season pass shall be $170.00 per family per year.

(2) An adult individual, aged 18 years and older, season pass shall be $85.00 per person per year.

(3) A youth individual, aged 17 years and under, season pass shall be $75.00 per person per year.

(4) A senior citizen season pass shall be $75.00 per person per year.

(f) For purposes of this section "family" is defined as a maximum of two adults and dependent children residing at one residence. "Dependent" has the same meaning as "dependent" under federal income tax law. A person shall not be considered a dependent under this section unless the person was claimed as a dependent on their federal income tax filing for the most recent tax reporting period.

(g) For purposes of this section, "senior citizen" shall mean any person permanently and totally disabled from employment at any age, or any person age 60 and above.

(h) The director of parks and recreation is hereby authorized to establish a program granting a reduced rate, up to 50 percent for pool memberships based upon family income."

Section 2. That this ordinance shall become effective on May 24, 2021.

PASSED BY THE COUNCIL OF THE CITY OF JOPLIN, MISSOURI, this _____ day of _____, 2021.

_____
Ryan D. Stanley, Mayor

ATTEST:

_____
Barbara J. Gollhofer, City Clerk

APPROVED AS TO FORM:

_____
Peter C. Edwards, City Attorney