JOPLIN CITY COUNCIL WORKSESSION
MONDAY, MAY 10, 2021
5th FLOOR COUNCIL CHAMBERS
602 S. MAIN ST. JOPLIN MO
5:45 P.M.

Notice is hereby given that the City Council of the City of Joplin, Missouri, will hold a Work Session beginning at 5:45 p.m. on Monday, March 8, 2021 in the 5th Floor Council Chambers, 602. S. Main Street to discuss the topics below.

This meeting can be viewed via livestream at http://www.joplinmo.org/182/Video- Multimedia

AGENDA

1. **Report From The Finance Committee Regarding Memorial Hall**

   Documents:

   FINANCE COMMITTEE REPORT - MEMORIAL HALL - MAY 2021 - ISSUED.PDF

2. **Recommendation From The Parks & Stormwater Citizens Committee**

   Documents:

   PARKS AND STORMWATER SALES TAX RENEWAL CITIZENS COMMITTE RECOMMENDATION MAY 2021 FINAL.PDF

3. **Finalization Of Action Plans**

   Documents:

   UPDATED ACTION PLANS PRESENTATION_V2.PDF

4. **Preview Proposed Ballots**

   Documents:

   PROPOSED BALLOT LANGUAGE MAY 10 2021.PDF

5. **Review And Discussion Of The Use Tax Citizen Committee**

   Documents:

   USE TAX CITIZENS COMMITTEE MAY 10 2021.PDF

6. **Adjourn**

Joplin, built on generations of people with grit and determination, is a regional hub at the crossroads of America.
Our diverse people and employers thrive because of our healthy lifestyles, exceptional neighborhoods, lifelong learning opportunities and cultural & recreational amenities.
Together we are ready for anything. Ad Omnia Parata
-City of Joplin Vision Statement

Notice posted at 12:00 p.m. on this 6th day of May, 2021. (RSMo 610.020)

City of Joplin Finance Oversight Committee

Report on Memorial Hall Analysis

May 2021

Overview

The City Council requested the Finance Oversight Committee ("the Committee") to review the Feasibility Study for Memorial Hall prepared by SFS Architects and Ballard King & Associates. As explained by Councilman Stinnett and City Manager Edwards, the scope of the Committee's assignment included an analysis primarily of the process and reasonableness of findings included in the study and excluded analysis of renovation costs. As discussed below, the Committee lacked the expertise to determine the achievability of the projections; the objective was to determine if the analysis and process were sufficient to allow the Council to be able to rely on the projections.

As a part of the analysis, the Committee heard presentations from the following people who had worked on the analysis:

Paul Bloomberg, Parks & Recreation Director

Patrick Tuttle, CVB Director

Leslie Haase, Finance Director

Brian Garvey, SFS Architects

Darrin Barr, Ballard King & Associates

The Committee reviewed the Feasibility Study, the Operational Plan, as well as a presentation prepared by SFS and Ballard King for the Committee and other presentation materials from CVB and the Parks and Recreation Department.

Summary Conclusion

1. A community center facility is important for the City. In addition to the planned use, the City should have a facility which can be used for emergencies such as the tornado or other large gathering needs such as COVID vaccinations etc.
2. The Committee believed that the "Conservative" plan presented is reasonable;
    a. The Committee recommends that if the renovation goes forward, the City should develop a Marketing Plan particularly for the non-recreational revenues with defined responsibilities.
    b. In developing the Marketing Plan, the City should reach out to other cities who have a facility which rents meeting- event space to help determine best practices for marketing the space.
3. If the renovation plan is approved, the Committee believes that it is important to establish a method to finance non-routine maintenance and regular upgrading for the facility. City staff has indicated they would like to evaluate the opportunity to sell tax

credits to establish an endowment type fund for this purpose. The Committee recommends that the Council allocate resources for the City to hire the specialists required to evaluate and set up such a fund.

4. The Committee recognizes that parking is a significant issue which should be addressed as a part the renovation plan. City staff presented some plans and options being discussed and considered. The Committee recommends that the Council allocate funding as a part of the project costs for the staff to develop parking solutions.

Discussion

*Consultant Feasibility Study*The Feasibility Study presented a two-by-two scenario. One was only renovating Memorial Hall, the second was renovation with an added Annex. For each of these, a "conservative" and "aggressive" plan was presented. A recap of the revenue for each proposal is presented below:

	Conservative	Aggressive
Memorial Hall Renovation Only		
Park & Rec programs, leagues and camps	40,500	76,640
Birthday parties	8,400	16,800
Meetings	41,200	61,400
Exclusive use	15,000	45,000
Concessions	60,000	195,000
Total – Memorial Hall	165,000	394,840
Annex effect		
Programs	12,600	20,000
Meetings	28,250	51,500
Exclusive Use	34,500	54,000
Concessions	45,000	90,000
Total Annex Effect	120,350	215,500
Total Revenue Memorial Hall + Annex	285,450	610,340

A recap of the "earnings / deficit" over 5 years from each scenario is:

	Year 1	Year 2	Year 3	Year 4	Year 5
Conservative					
Memorial Hall	($241,339)	($237,836)	($237,245)	($244,362)	($251.693)
Memorial Hall + Annex,	($208,645)	($190,582)	(179,106)	($184,479)	($190,014)
Aggressive					
Memorial Hall	($168,281)	($151,930)	($142,310)	(146,579)	($150,977)
Memorial Hall + Annex	($61,218)	($13,575)	$6,311	$6,501	$6,696

While expenses are certainly relevant, the Committee recognized that the ability of the project to generate revenue from users was the primary key to its success.

Assessing possible revenue for the project was one of the major challenges for the Committee. Since Memorial Hall has not generated more than modest revenue in the last decade, the Committee did not have adequate historical information to use in its assessment. Additionally, the consultants had never proposed a project similar to Memorial Hall; they had performed analyses on community centers but not with meeting space. Additionally, as discussed below, the Committee spent substantial time discussing with City staff the types of programs to be offered and how they would market them to the community. Based on the discussions with the consultants and City staff, the Committee believes that the conservative revenue projection is reasonably achievable.

As with any business venture, the key will be based on how well the activities are promoted and events are managed.

Information from City Staff

Since generating revenue from users is key to the success of the project, the Committee spent substantial time asking City staff about their plans for marketing the facility and driving usage. The City plans to use Parks and Recreation Department staff to market as well as CVB efforts. The Committee recommended, and Staff agreed, to reach out to other cities with similar meeting space facilities to determine effective ways to market the facility.

City staff stated that they felt the aggressive scenario was not the plan they believed initially achievable, but that revenues and costs would fall somewhere between the two scenarios.

The Committee also inquired as to the City's expectation of the financial operating results for the project. The City Finance Director, as a part of her presentation, discussed that one objective was not that Memorial Hall should break even, but that it would not cost the General Fund any more than when the City utilized Memorial Hall regularly (pre-tornado). During that period, Memorial Hall ran a deficit (required funding from the General Fund) of approximately $200,000 to $250,000 per year. The Committee gained additional comfort since the conservative projection for results was within the City's expectations.

Parking

The Committee spent substantial time discussing parking issues for a renovated Memorial Hall. The Committee believes that to be successful, there needs to be easily accessible parking.

City staff discussed options which are in process to obtain parking and the Committee voted to include in its recommendations that should the renovation plan go forward, resources should be allocated for the staff to continue the efforts.

Maintenance

The Committee discussed that for the project to be successful in the long term, adequate resources need to be available for maintenance and capital improvements to the facility.

The City staff discussed that there had been initial discussions and analysis for a plan to utilize tax credits as a method to provide a Maintenance Fund Endowment for a renovated Memorial Hall. To complete further analysis, the City would need to hire consultants who are knowledgeable of tax credits.

The Committee included in its recommendation that a part of the project financing be allocated to developing an adequate program for non-routine maintenance and capital improvements.

PARKS AND STORMWATER SALES TAX RENEWAL
CITIZEN'S COMMITTEE RECOMMENDATION

MAY 10, 2021

PARKS AND STORMWATER SALES TAX HISTORY

- MISSOURI STATE STATUTE ALLOWS CITIES TO ASK VOTERS TO APPROVE A SALES TAX OF UP TO ½-CENT FOR THE PURPOSES OF PARKS AND STORMWATER
- CITIZENS OF JOPLIN FIRST PASSED A ¼-CENT PARKS AND STORMWATER SALES TAX IN 2001, EFFECTIVE APRIL 1, 2002 WITH A TEN-YEAR SUNSET ON MARCH 31, 2012

PARKS AND STORMWATER SALES TAX HISTORY

CITIZEN'S COMMITTEE LED THE WAY BY:

- PRIORITIZING THE PROJECTS
- RECOMMENDING THE PERCENTAGE OF THE TAX ALLOCATION FOR PARKS (31.5%) VS. STORMWATER (68.5%)
- HELPING TO EDUCATE THE PUBLIC
- RESULTING IN SUCCESSFUL PASSAGE OF THE TAX

PARKS AND STORMWATER SALES TAX HISTORY

BENEFITS OF THE PARKS/STORMWATER SALES TAX:

- HELPED TO IMPROVE AND UPGRADE THE OVERALL PARKS SYSTEM
- HELPED TO ADDRESS SERIOUS FLOODING CAUSED BY OUTDATED AND UNDERSIZED STORMWATER SYSTEMS
- WITHOUT THIS RESOURCE, THERE WOULD NOT HAVE BEEN A FUNDING SOURCE FOR THESE PROJECTS

PARKS AND STORMWATER SALES TAX HISTORY

RENEWAL OF THE ¼-CENT PARKS AND STORMWATER SALES TAX:

- IN 2011, ANOTHER CITIZEN'S COMMITTEE WAS FORMED TO ASSIST WITH THE RENEWAL EFFORT PRIOR TO THE SUNSET DATE IN 2012
- COMMITTEE RECOMMENDED THE PROJECT LISTS AND THE ALLOCATION FOR PARKS (41%) VS. STORMWATER (59%)
- RESULTING IN VOTER APPROVAL OF THE RENEWAL OF THIS TAX

PARKS AND STORMWATER SALES TAX HISTORY

OVERSIGHT OF THE ¼-CENT PARKS AND STORMWATER SALES TAX:

- TO PROVIDE TRANSPARENCY AND ASSURANCE ON HOW THE TAX IS USED, THE CITY COUNCIL FORMED AN OVERSIGHT COMMITTEE THAT OVERSEES THE USAGE OF THE SPECIAL SALES TAXES
- COMMITTEE PRESENTS FINDINGS TO THE CITY COUNCIL SEMI-ANNUALLY

2021 RENEWAL OF PARKS AND STORMWATER SALES TAX

- IN FEBRUARY, CITY COUNCIL FORMED A CITIZEN'S COMMITTEE TO WORK ON THE RENEWAL INITIATIVE PRIOR TO THE SUNSET DATE IN 2022
- COMMITTEE HELD SEVERAL MEETINGS IN MARCH AND APRIL
- SPECIAL THANKS TO THE COMMITTEE MEMBERS FOR THEIR INTEREST, DEDICATION AND EFFORT

2021 RENEWAL OF PARKS AND STORMWATER SALES TAX

PARKS AND STORMWATER SALES TAX CITIZEN'S COMMITTEE MEMBERS:		
MIKE SEIBERT, COMMITTEE CHAIR	MELODEE COLBERT-KEAN	DR. JOHN COX
JOSH DETAR	GARY DUNCAN	CHRIS ERISMAN
JIM FLEISCHAKER	TOM FRANZ	LINDSAY GAGNON
BOB HARRINGTON	RYLEE HARTWELL	BARBARA HICKLIN
KAYLA MCCOLLUM	FRED PALMER	KEVIN PARKER
STEVE URIE-ROSS		

2021 RENEWAL OF PARKS AND STORMWATER SALES TAX

- COMMITTEE LEARNED ABOUT AND REVIEWED THE PROJECTS IN THE PARKS MASTER PLAN, AS WELL AS THE STORMWATER MASTER PLAN
- COMMITTEE MEMBERS HEARD PUBLIC COMMENT AND DISCUSSED SOME INTERNAL PROPOSED PROJECT CHANGES
- THIS INPUT AND DISCUSSION RESULTED IN MINOR CHANGES TO THE MASTER PLAN LISTS

2021 RENEWAL OF PARKS AND STORMWATER SALES TAX

COMMITTEE RECOMMENDED CHANGES TO PARKS MASTER LIST:

- INCREASE THE COST ESTIMATE FOR DOVER OUTDOOR RECREATION BICYCLE PARK FROM $1,350,000 TO $1,750,000
- INCREASE THE COST ESTIMATE FOR TIN CUP TRAIL TO COMPLETE PHASE I FROM $750,000 TO $1,000,000
- INCREASE THE COST ESTIMATE BY $276,384 FOR PARK BEAUTIFICATION TO MATCH THE RECOMMENDED PERCENTAGE ALLOCATIONS

2021 RENEWAL OF PARKS AND STORMWATER SALES TAX

COMMITTEE RECOMMENDED CHANGES TO STORMWATER MASTER LIST:

- ADD AUTOMATED GATE ARMS AT MURPHY LOW WATER BRIDGE FOR $300,000
- DECREASE THE COST ESTIMATE FOR DITCH & DETENTION POND MAINTENANCE BY $150,000
- DECREASE THE COST ESTIMATE FOR CATCH BASIN & CLOSED SYSTEM MAINTENANCE BY $150,000

2021 RENEWAL OF PARKS AND STORMWATER SALES TAX

- COMMITTEE USED THE FINAL PRIORITIZED LISTS COMPARED TO THE AVAILABLE RESOURCES TO DETERMINE THE FINAL RECOMMENDED TAX ALLOCATION BETWEEN PARKS AND STORMWATER
- TEN-YEAR ¼-CENT TAX IS ESTIMATED TO GENERATE $41,010,470
- ANTICIPATED PARKS TAX ROLLOVER IS $1,100,000
- ANTICIPATED STORMWATER TAX ROLLOVER IS $1,400,000

2021 RENEWAL OF PARKS AND STORMWATER SALES TAX

REQUIRED ELEMENTS TO ACHIEVE VOTER SUPPORT OF THE RENEWAL AND HELP MAKE MUCH NEEDED IMPROVEMENTS TO THE OVERALL COMMUNITY BY:

- LISTENING AND RESPONDING TO THE CITIZEN'S NEEDS
- ADVANCING THE RIGHT BLEND OF COMMUNITY IMPROVEMENTS AND MAINTENANCE PROJECTS
- ADVANCING PROJECTS THAT IMPACT ALL AREAS OF THE COMMUNITY
- ADVANCING PROJECTS THAT VOTERS WILL SUPPORT

2021 RENEWAL OF PARKS AND STORMWATER SALES TAX

- FOR THE 2021 RENEWAL, THE COMMITTEE RECOMMENDS AN ALLOCATION OF 55% FOR PARKS AND 45% FOR STORMWATER, ALONG WITH THE FOLLOWING LIST OF FINAL PROJECTS
- COMMITTEE FURTHER RECOMMENDS ASKING THE VOTERS TO INCREASE THE TAX TO ½-CENT WITH THE 2032 RENEWAL

2021 RENEWAL OF PARKS AND STORMWATER SALES TAX

- *DETAILED LISTING OF PARKS PROJECTS ON FINAL CITIZEN'S COMMITTEE RECOMMENDED LIST:*

CITY OF JOPLIN

COMMITTEE RECOMMENDED FINAL PARKS PROJECT LIST

AS OF APRIL 30, 2021

55% PARKS/45% STORMWATER

PROJECT DESCRIPTION	PROJECT COST	RUNNING TOTAL
Ewert Park Splash Park w/Ice Ribbon	$ 5,000,000	$ 5,000,000
Ewert Park Covered Bball Court	$ 550,000	$ 5,550,000
Ewert Park Amphitheater	$ 250,000	$ 5,800,000
Ewert Park Kiosk & Interpretive Signage	$ 29,375	$ 5,829,375
Annual Park Maintenance	$ 1,700,000	$ 7,529,375
Turf Replacement-Miracle, Redden, JBS	$ 800,000	$ 8,329,375
Overlay/Resurface Sports Courts	$ 400,000	$ 8,729,375
Park Beautification	$ 2,776,384	$11,505,759
Dover Outdoor Recreation	$ 1,750,000	$13,255,759
Athletic Complex Operations	$ 3,000,000	$16,255,759
Tin Cup Trail Phase II	$ 1,000,000	$17,255,759
Install Security Lighting	$ 1,510,000	$18,765,759
Playground Updates	$ 1,300,000	$20,065,759
Install Security Cameras	$ 300,000	$20,365,759
Convert Softball to Turf	$ 800,000	$21,165,759
Electrical at Mercy Park	$ 250,000	$21,415,759
Cunningham to Sand Vball	$ 90,000	$21,505,759
McIndoe Park Restroom	$ 150,000	$21,655,759
Dover to Landreth Connector	$ 750,000	$22,405,759
Wildcat Park Restroom	$ 150,000	$22,555,759
Landreth Main Street Underpass	$ 250,000	$22,805,759
Campbell Pkwy Improvements	$ 850,000	$23,655,759

RECOMMENDED PARKS PROJECTS

Ewert Splash Park w/ Ice Ribbon — $5,000,000

Ewert Covered Basketball — $550,000

Ewert Amphitheater — $250,000

PARK IMPROVEMENTS
project type

DESTINATIONS
goal

$5,800,000
total cost

Example Images







Description

Based on the findings and recommendations of the 2021 Ewert Aquatic Center Study, the master plan recommends that the City proceed with design and construction of the following projects:

- Renovation of the existing swimming pool into a splash park with an ice ribbon for winter use.
- Installation of a new covered open air basketball pavilion on the park's north end
- Conversion of the existing basketball courts south of the pool into an amphitheater

The combined effect of these changes will be to transform this aging aquatic center into a more economically sustainable and dynamic community park offering a variety of year-round activities to serve the immediate neighborhood as well as parkgoers across Joplin and the Four State region.

RECOMMENDED PARKS PROJECTS

Ewert Park Kiosk & Interpretive Signage

$29,375
total cost

SIGNAGE IMPROVEMENTS
project type

EDUCATION
goal

Example Images







Description

This project will involve creating a self-standing community mural depicting the history of Ewert Park. The project will also include the design and installation of interpretive signage to tell the story of the cultural resources and history of Ewert Park.

RECOMMENDED PARKS PROJECTS

Annual Park Maintenance Program

$1,700,000
total cost

PARK OPERATIONS
project type

DESTINATIONS
goal

Example Image



Description

This program funds:
- 2 full-time parks caretakers
- 3 seasonal laborers
- trail maintenance (sealing every 5 years)

Full-Time Caretaker Responsibilities:
- Position #1:
  - General grounds maintenance and repair work, which includes mowing, trimming, and park projects
- Position #2:
  - Oversees all the volunteer groups and seasonal employees that work in our flowerbeds and park entryways and landscaping areas

These positions are vital to both the appearance and functionality of the parks across the City.

RECOMMENDED PARKS PROJECTS

Replacement Turf

Joe Becker Stadium Infield	$200,000
Miracle Field	$400,000
Wendell Redden Stadium Infield	$200,000
$800,000 total cost	

PARK IMPROVEMENTS
project type

DESTINATIONS
goal

Example Images







Description

All the turf replacement projects listed are intended to extend the life and sustainability of these valuable regional recreation amenities.

RECOMMENDED PARKS PROJECTS

Overlay/Resurface Sport Courts

$400,000
total cost

PARK IMPROVEMENTS
project type

HEALTH & WELLNESS
goal

Example Image



Description

This project will fund the typical overlay for all basketball and tennis courts across the park system once every 10 years.

Providing such an overlay ensures better safety, playability, and long-term sustainability.

This project funds the resurfacing of 28 separate tennis and basketball courts at:

- Cunningham Park
- Ewert Park
- Humphrey Park
- Joplin Athletic Complex
- Landreth Park
- Leonard Park
- Parr Hill Park
- Roanoke Park
- Schifferdecker Park

RECOMMENDED PARKS PROJECTS

Park Beautification Program

$2,776,384
total cost

PARK OPERATIONS
project type

DESTINATIONS
goal

Example Image



Description

In short, this project is all about making Joplin more attractive by beautifying the various parks throughout the community.

This new program proposes to address the level of beautification across the City's parks system.

Project focuses on:
- **Overall Park Beautification**
- **Flowerbeds**
- **City and park entry signs**
- **Trash removal**
- **Landscaping projects**
- **Mowing and trim work**

RECOMMENDED PARKS PROJECTS

Dover Outdoor Recreation Area Bicycle Park

$1,750,000
total cost

PARK IMPROVEMENTS
project type

DESTINATIONS
goal

Example Images



Description

The park consists of 95 acres of mostly undeveloped land on the south side of Zora Road and east of Lone Elm Road.

This project proposes:

- Improvements to W. Soccer Field Road
- New parking lot
- Shelter & Restroom on the interior of the park
- Secondary parking lot on Zora Road
- Restoration of the southern acreage to native prairie
- Development of the northern acreage to support a suite of bicycle related amenities such as a BMX style pump track, a children's bike playground, and 5 – 7 miles of single-track mountain bike trail.

RECOMMENDED PARKS PROJECTS

Athletic Complex Operations

$3,000,000
total cost

PARK OPERATIONS
project type

DESTINATIONS
goal

Example Images






Description

The original construction of the Joplin Athletic Complex was funded by stormwater and parks sales tax money in 2008.

Today the annual cost to operate the Complex is approximately $600,000.

This new program will make use of sales tax money to fund a portion of the annual operations of the complex for 10 years.

RECOMMENDED PARKS PROJECTS

Tin Cup Trail Phase 2

$750,000
total cost

Complete Tin Cup Phase 1 (currently under construction)

$250,000
total cost

TRAIL IMPROVEMENTS
project type

CONNECTIVITY
goal

Example Images

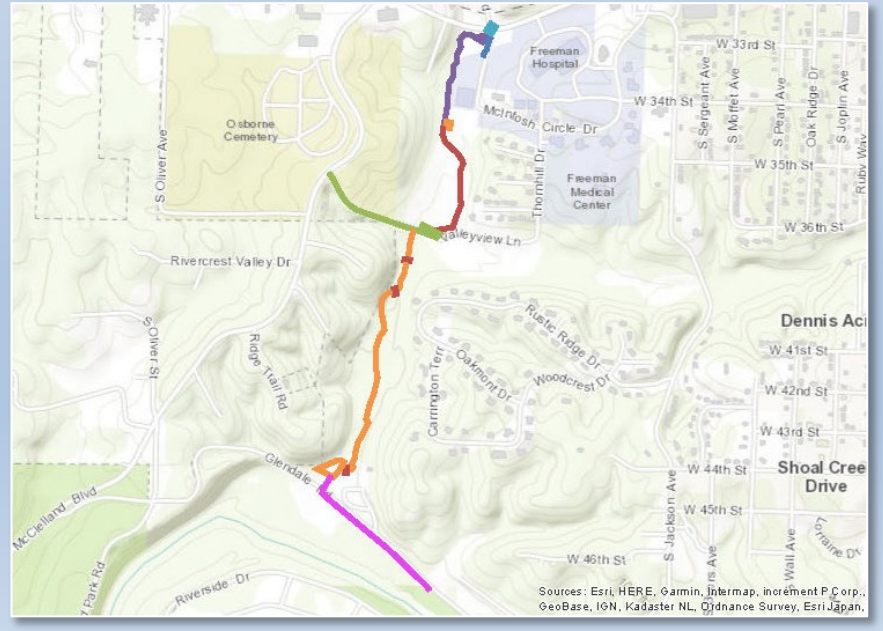

Description

This project proposes construction of the southern half of the Tin Cup Trail connecting Osborne and Parkway Cemeteries with McIndoe Park and the Shoal Creek Corridor of parks.

The trail from Low Water Bridge to Grand Falls, including parking at Grand Falls Trailhead, is in the current parks/stormwater sales tax initiative with construction to begin soon.

RECOMMENDED PARKS PROJECTS

Install Security Lighting at 11 Parks

$1,510,000
total cost

UTILITY IMPROVEMENTS
project type

SECURITY
goal

Example Images



Description

Joplin parks are open to the public from 7:00am until 11:00pm year-round. That means there are a lot of hours that parks can be enjoyed after the sun goes down. Providing quality lighting in parks improves both safety and accessibility.

This project would fund the design and installation of 300 light pole fixtures across 11 parks:

- Cunningham Park
- Ewert Park
- Garvin Park
- Humphrey Park
- Iron Gates Park
- Landreth Park
- Leonard Park
- Mercy Park
- Parr Hill Park
- Schifferdecker Park
- Spiva Park

RECOMMENDED PARKS PROJECTS

Playground Enhancements

Replacement Parts **$450,000**

New Equipment **$400,000**

Surfacing **$450,000**

PARK IMPROVEMENTS
project type

DESTINATIONS
goal

$1,300,000
total cost

Example Images






Description

This project would impact 21 separate playgrounds across 15 parks.

- Replacement parts for playgrounds located in Cunningham, Garvin, Humphrey, Iron Gates, Joplin Athletic Complex, Landreth, Leonard, McClelland, Mineral, Parr Hill, Roanoke, and Schifferdecker Parks.
- Brand-new playgrounds at Cedar Ridge, Ewert, Landreth, and McClelland Parks.
- New pour-in-place rubberized surfacing at playgrounds located in Cunningham, Ewert, Humphrey, Joplin Athletic Complex, Landreth, McClelland, Parr Hill, and Schifferdecker Parks.

RECOMMENDED PARKS PROJECTS

Install Security Cameras at 11 Parks

$300,000
total cost

UTILITY IMPROVEMENTS
project type

SECURITY
goal

Example Images



Description

The community survey indicated that safety concerns are the top reason that keep Joplinites from enjoying their parks and outdoor spaces. The City does not want issues of safety to separate its citizens from its great parks.

This project will fund the design and installation of a network of security cameras at 11 parks:

- Cunningham Park
- Ewert Park
- Humphrey Park
- Joplin Athletic Complex
- Landreth Park
- Leonard Park
- McClelland Park
- Mercy Park
- Parr Hill Park
- Schifferdecker Park
- Wildcat Park

RECOMMENDED PARKS PROJECTS

Convert Bassman Softball Complex to Turf Fields

$800,000
total cost

PARK IMPROVEMENTS
project type

DESTINATIONS
goal

Example Images



Description

Conversion of the natural turf grass to synthetic turf has multiple benefits ranging from improved playability, improved drainage, and a significant reduction in operational costs associated with fuel, labor, and mowing.

The project is to install new synthetic turf in the infields of all four softball diamonds in the Gene Bassman Softball Complex.

RECOMMENDED PARKS PROJECTS

Install Electrical in Mercy Park

$250,000
total cost

UTILITY IMPROVEMENTS
project type

CONNECTIVITY
goal

Example Images



Description

When Mercy Park was originally constructed in 2015, the design did not include an internal electrical utility network.

This project will create activity opportunities by bringing the conduit, circuitry, junction boxes, and outlets to portions of the park.

Electrical capability in the park will benefit the public by facilitating both large community festivals, as well as smartphone chargers in the picnic shelter.

RECOMMENDED PARKS PROJECTS

Convert Cunningham Park Playground to Sand Volleyball Court

$90,000
total cost

PARK IMPROVEMENTS
project type

DESTINATIONS
goal

Example Images





Description

This project would convert the existing wooden playground on the west side of Cunningham Park into a sand volleyball court.

While this playground is a piece of the original 2011 rebuild of Cunningham Park, it's nearing the end of its lifespan and will need to be replaced in the next decade.

The survey results show that outdoor recreation amenities are highly prioritized by the community.

This project would create a low-maintenance amenity not found in this park.

RECOMMENDED PARKS PROJECTS

Wildcat Park Restroom (New) $150,000

McIndoe Park Restroom (New) $150,000

PARK IMPROVEMENTS
project type

DESTINATIONS
goal

Example Images



Description

Wildcat and McIndoe Parks are the backbone of Joplin's Shoal Creek corridor of parkland. They offer miles of connected trail, unparalleled views of Shoal Creek and access to the unique flora and fauna of the Ozark chert glades.

Neither park contains a standalone restroom. This project will add new decorative restrooms in each park.

RECOMMENDED PARKS PROJECTS

Landreth Park Trail Connections

Main Street Underpass $250,000

Dover Connector $750,000

TRAIL IMPROVEMENTS
project type

CONNECTIVITY
goal

Example Images



Description

Main Street Underpass

- New 500-foot stretch of trail which would carry pedestrians and cyclists under the Main Street viaduct avoiding the Main Street and Murphy Boulevard intersection.

Dover Connector

- Connects Landreth Park to the eastern segment of the new Katy Trail and Dover Outdoor Recreation Area.

RECOMMENDED PARKS PROJECTS

Campbell Parkway Parking, Sidewalk, and Trail Improvements

$850,000
total cost

PARK IMPROVEMENTS
project type

DESTINATIONS
goal

Example Images



Description

This project will:

- Upgrade the existing informal on-street parking by providing curb and gutter.
- Add asphalt pavement and striping creating approximately 50 parallel spaces on Murphy Boulevard between Campbell Parkway and 15th Street.
- Add 3/4 of a mile of new trail in the southernmost portion of the park south of 15th Street that would travel through natural areas of the park in the Joplin Creek and restored tallgrass prairie area.

2021 RENEWAL OF PARKS AND STORMWATER SALES TAX

- *DETAILED LISTING OF STORMWATER PROJECTS ON FINAL CITIZEN'S COMMITTEE RECOMMENDED LIST:*

CITY OF JOPLIN				
COMMITTEE RECOMMENDED FINAL STORMWATER PROJECT LIST				
AS OF APRIL 30, 2021				
55% PARKS/45% STORMWATER				
PROJECT DESCRIPTION		PROJECT COST		RUNNING TOTAL
Minor System Improvements		$ 1,000,000		$ 1,000,000
Ditch & Detention Pond Maintenance		$ 2,850,000		$ 3,850,000
Catch Basin & Closed System Maintenance		$ 2,350,000		$ 6,200,000
Automated Gate Arms at Murphy Low Water		$ 300,000		$ 6,500,000
Economic Development		$ 500,000		$ 7,000,000
Durham Acres		$ 2,451,500		$ 9,451,500
17th & Mina Ave		$ 2,334,500		$ 11,786,000
Texas Avenue-11th to 15th		$ 1,451,000		$ 13,237,000
Old Willow Branch Phase I		$ 750,000		$ 13,987,000
1st & Joplin Avenue Phase I		$ 500,000		$ 14,487,000
Sunnyvale Improvements & I-44 Phase I		$ 3,178,500		$ 17,665,500
26th Street Twin Culverts		$ 697,500		$ 18,363,000
5th & Porter		$ 1,527,500		$ 19,890,500



RECOMMENDED STORMWATER PROJECTS

MINOR SYSTEM IMPROVEMENTS ……. $1,000,000

- The process used to identify the possible minor system improvement sites is as follows:
  - City staff investigates drainage issues to determine various factors used for ranking the possible projects. The factors include type of flooding, number of residents affected, vehicles or structures, frequency of flooding, depth of flooding, danger to public, etc.
  - City staff uses the ranking factors to score the projects which creates an objective ranking of the projects.
  - A project list of minor system improvements based on available funds and the overall program schedule is prepared.
  - Based on the project priority, needed improvements are made to minor system improvement projects.



RECOMMENDED STORMWATER PROJECTS

Ditch & Detention Maintenance …….$2,850,000

- The City has many miles of improved and unimproved ditches that must be maintained. In order for the stormwater system to function properly, obstructions must be removed on a regular basis to prevent clogging of the system, which can lead to severe flooding.

Catch Basin & Closed System Maintenance……$2,350,000

- Currently, the City has over 9,000 catch basins and 100 miles of stormwater pipes and culverts. As the City continues to strive to meet the ever-changing EPA clean water act and Phase II stormwater requirements, there is a consistent need to clean silt and debris out of catch basins and stormwater pipes to remain in compliance with the City's Municipal Separate Storm Sewer (MS4) Permit requirements.



Murphy Low Water Automated Gate System

$300,000

- Flood Warning Indicator
- joplin_streets
- Flood Sensor
- Flood Gate



±

RECOMMENDED STORMWATER PROJECTS

Economic Development ……$500,000

- These Funds will be used as part of Economic Incentive Packages for Industrial Prospects only for “Job Creation” projects.
- Typical use of these funds would be to offset the cost of stormwater infrastructure requirements.



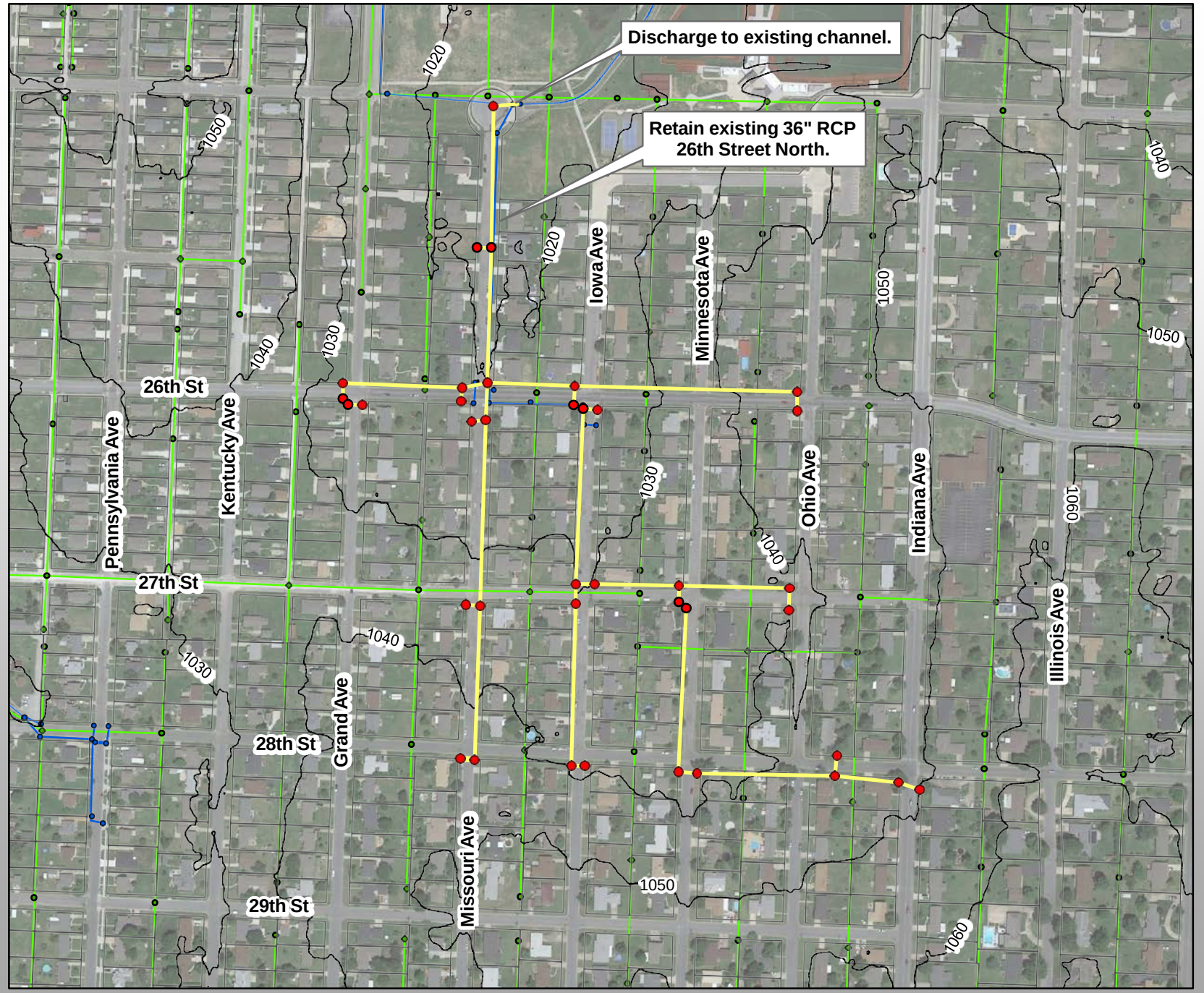

Durham Acres/Missouri Avenue

$2,451,500

Legend

- Proposed Storm Inlets
- Proposed Storm Sewer
- Floodplain
- 10ft Contours
- Streams
- Parcels
- Existing Storm Structures
- Existing Storm Lines
- Sanitary Sewer Manholes
- Sanitary Sewer

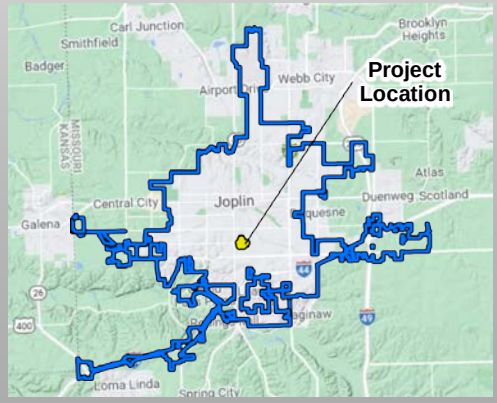

0 125 250 500 Feet

1 inch = 250 feet

olsson



17th Street & Mina Avenue

$2,334,500

Legend

- Proposed Storm Inlets
- Proposed Storm Sewer
- Proposed Channel Improvements
- Floodplain
- 2ft Contours
- Streams
- Parcels
- Sanitary Sewer Manholes
- Sanitary Sewer

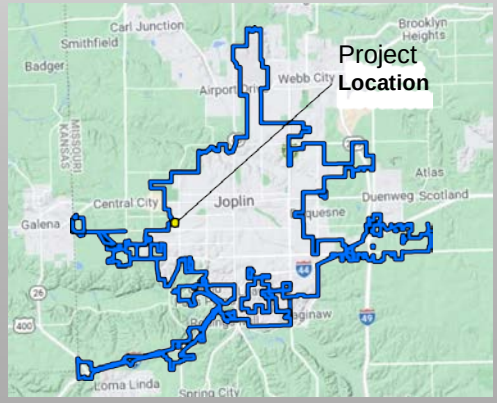

0 75 150 300 Feet

1 inch = 150 feet

±

olsson

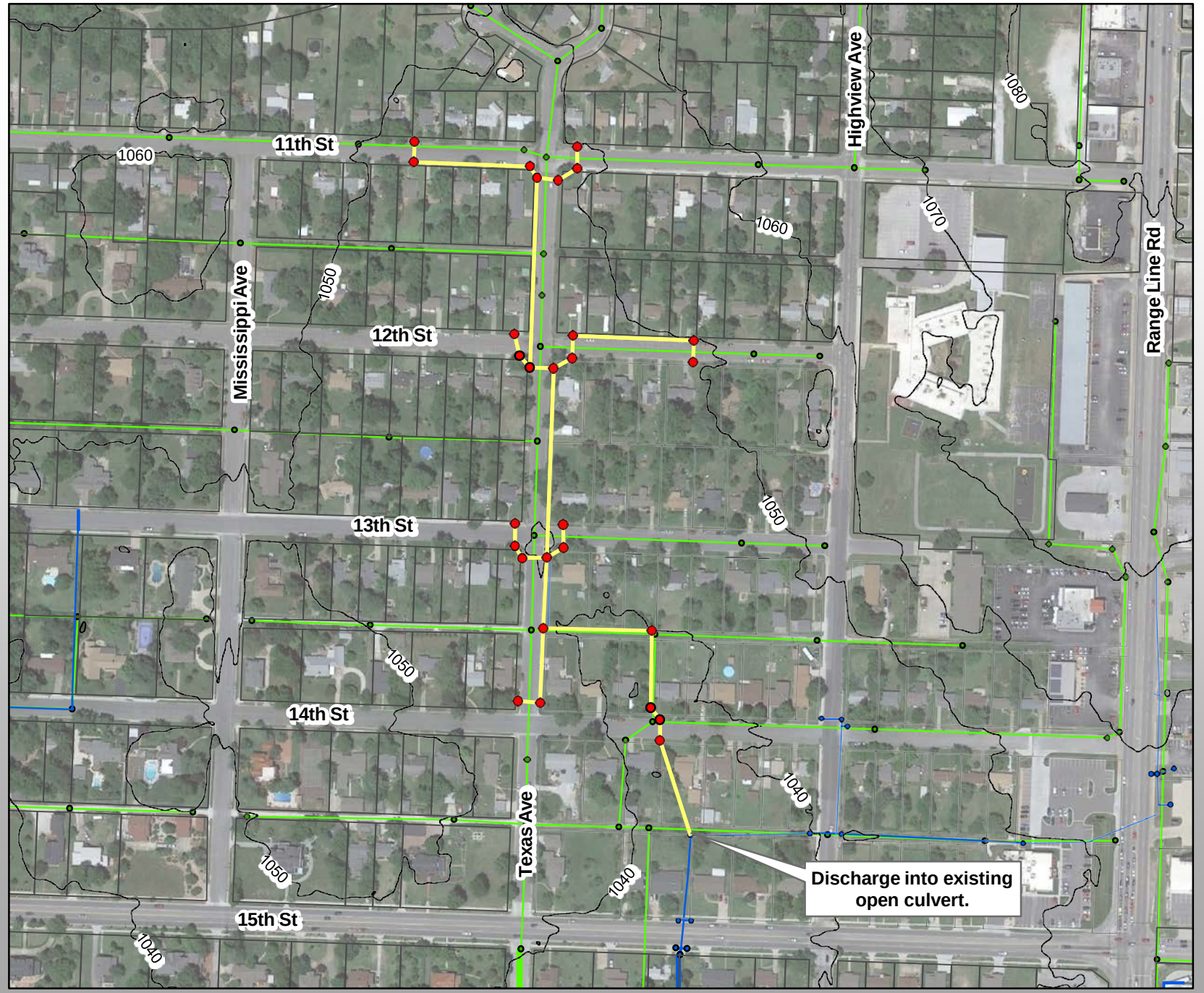

Texas Avenue (11th - 15th Street)

$1,451,000

Legend

- Proposed Storm Inlets
- Proposed Storm Sewer
- Floodplain
- 10ft Contours
- Streams
- Parcels
- Existing Storm Structures
- Existing Storm Lines
- Sanitary Sewer Manholes
- Sanitary Sewer

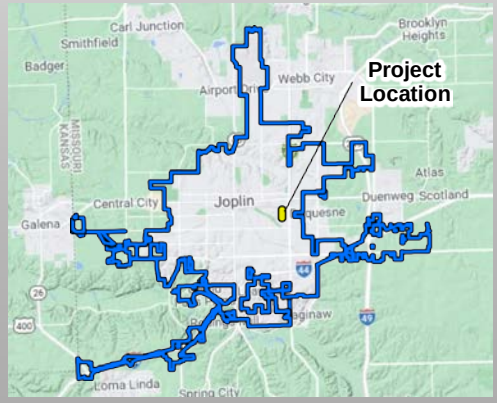

0 100 200 400 Feet

1 inch = 200 feet

olsson

Identify replacement alternatives for Old Willow Branch Tunnel.

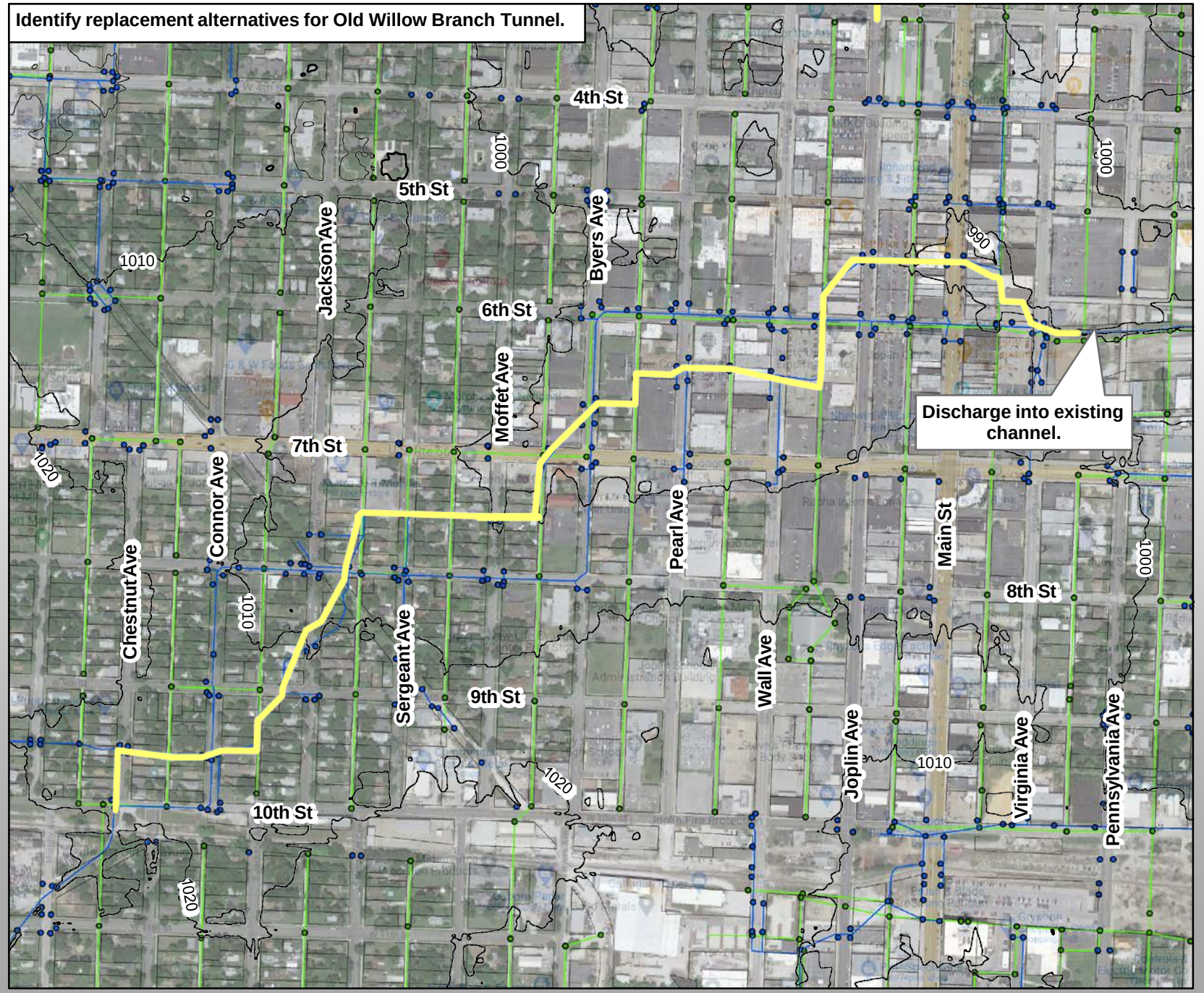

Old Willow Branch
Phase I
$750,000

Legend

- Existing Old Willow Branch Tunnel
- Floodplain
- 10ft Contours
- Streams
- Parcels
- Existing Storm Structures
- Existing Storm Lines
- Sanitary Sewer Manholes
- Sanitary Sewer

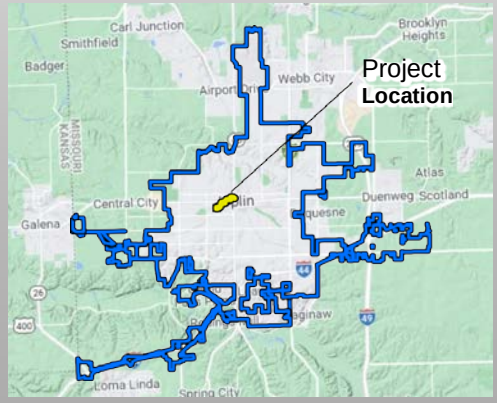

0 175 350 700 Feet

1 inch = 350 feet

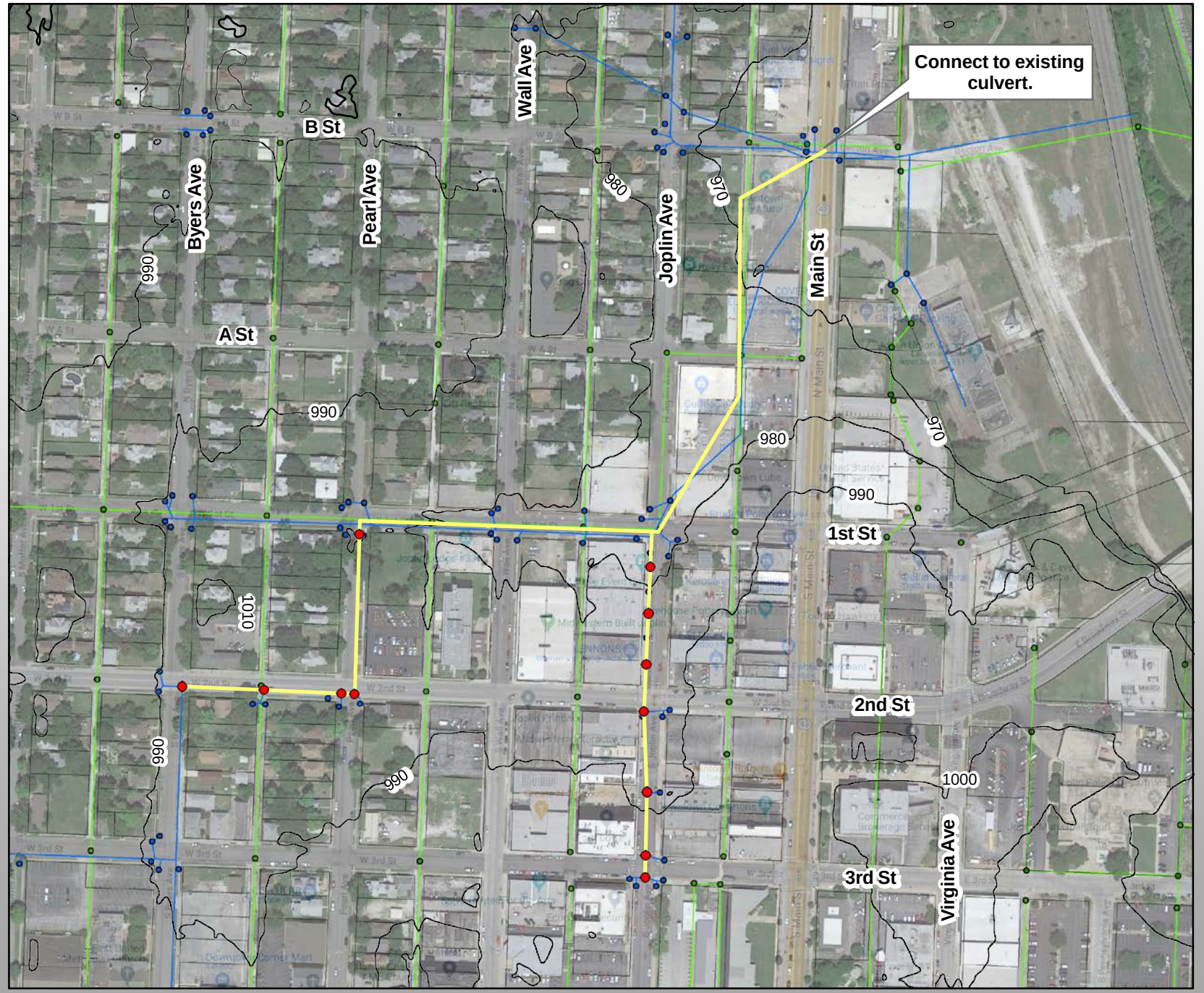

1st Street and Joplin Avenue Phase I

$500,000

Legend

- Proposed Storm Inlets
- Proposed Storm Sewer
- 10ft Contours
- Parcels
- Existing Storm Structures
- Existing Storm Lines
- Sanitary Sewer Manholes
- Sanitary Sewer

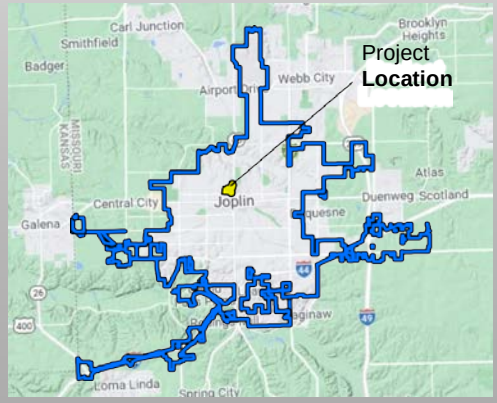

0 100 200 400 Feet

1 inch = 200 feet

±

olsson

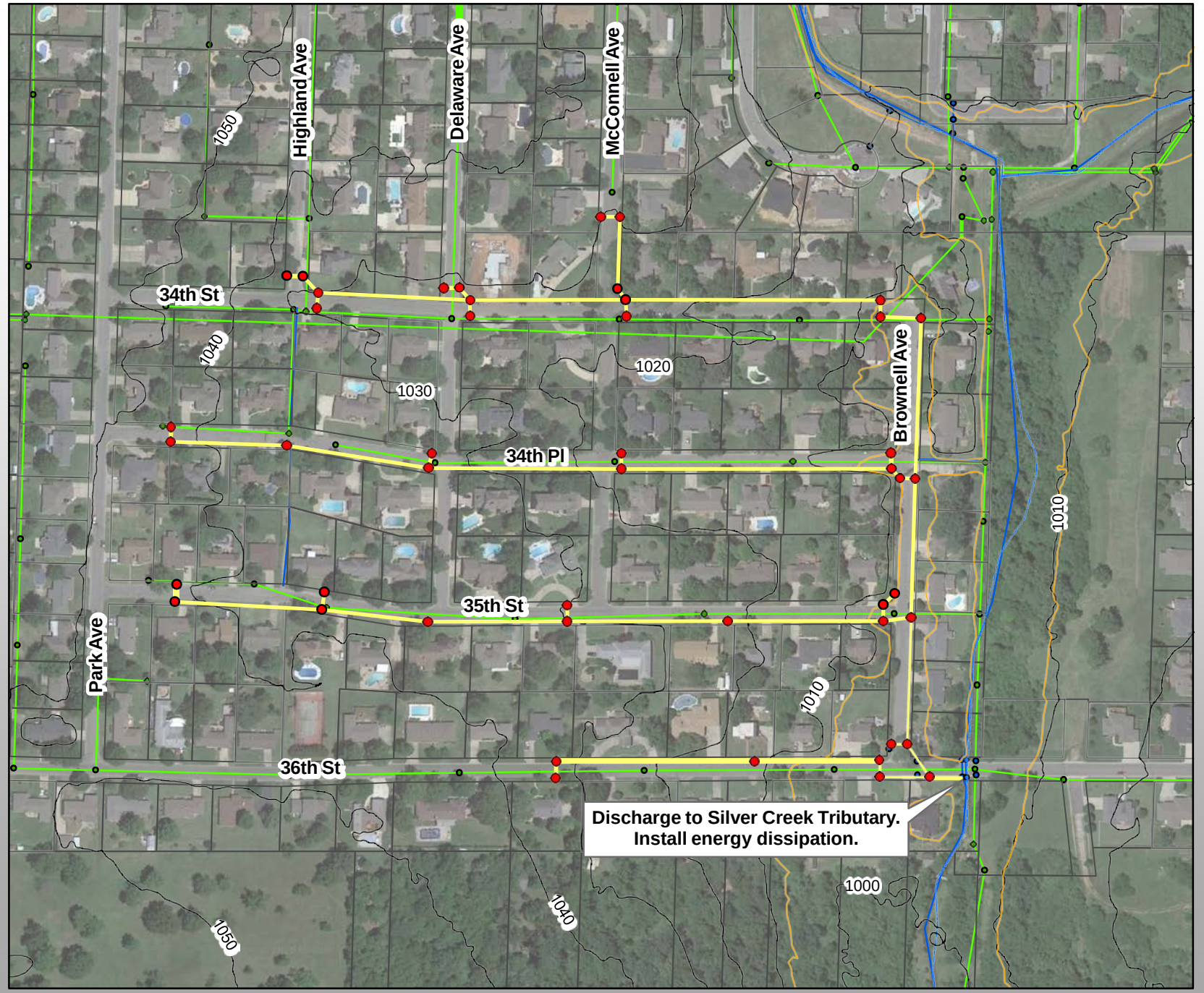

Sunnyvale Improvements
$3,003,500
& I-44 Phase I
$175,000

Total $3,178,500

Legend

- Proposed Storm Inlets
- Proposed Storm Sewer
- Floodplain (eff. 11/01/2020)
- 10ft Contours
- Streams
- Parcels
- Existing Storm Structures
- Existing Storm Lines
- Sanitary Sewer Manholes
- Sanitary Sewer

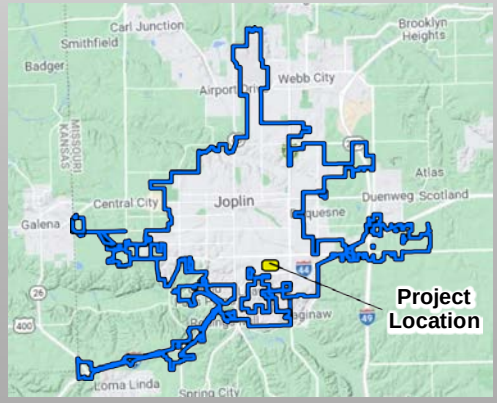

0 100 200 400 Feet

1 inch = 200 feet

olsson

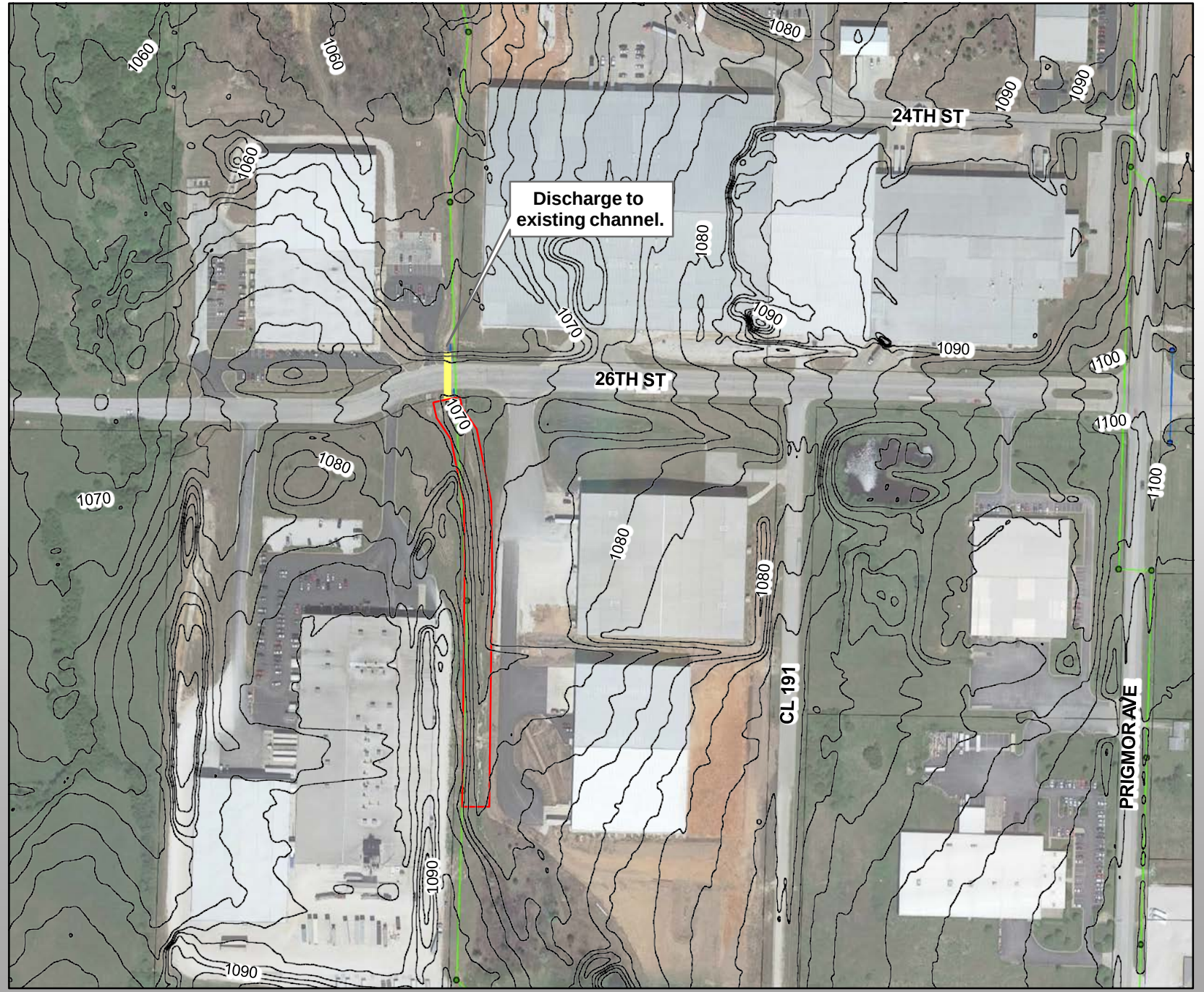

26th Street Twin Culverts

$697,500

Legend

- Proposed Channel Improvements
- Proposed Storm Sewer
- 2ft Contours
- Streams
- Parcels
- Existing Storm Structures
- Existing Storm Lines
- Sanitary Sewer Manholes
- Sanitary Sewer

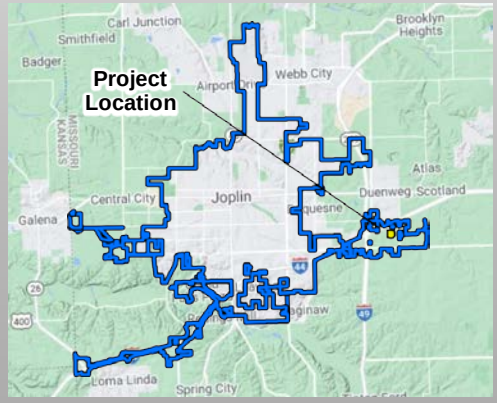

0 100 200 400 Feet

1 inch = 200 feet

olsson

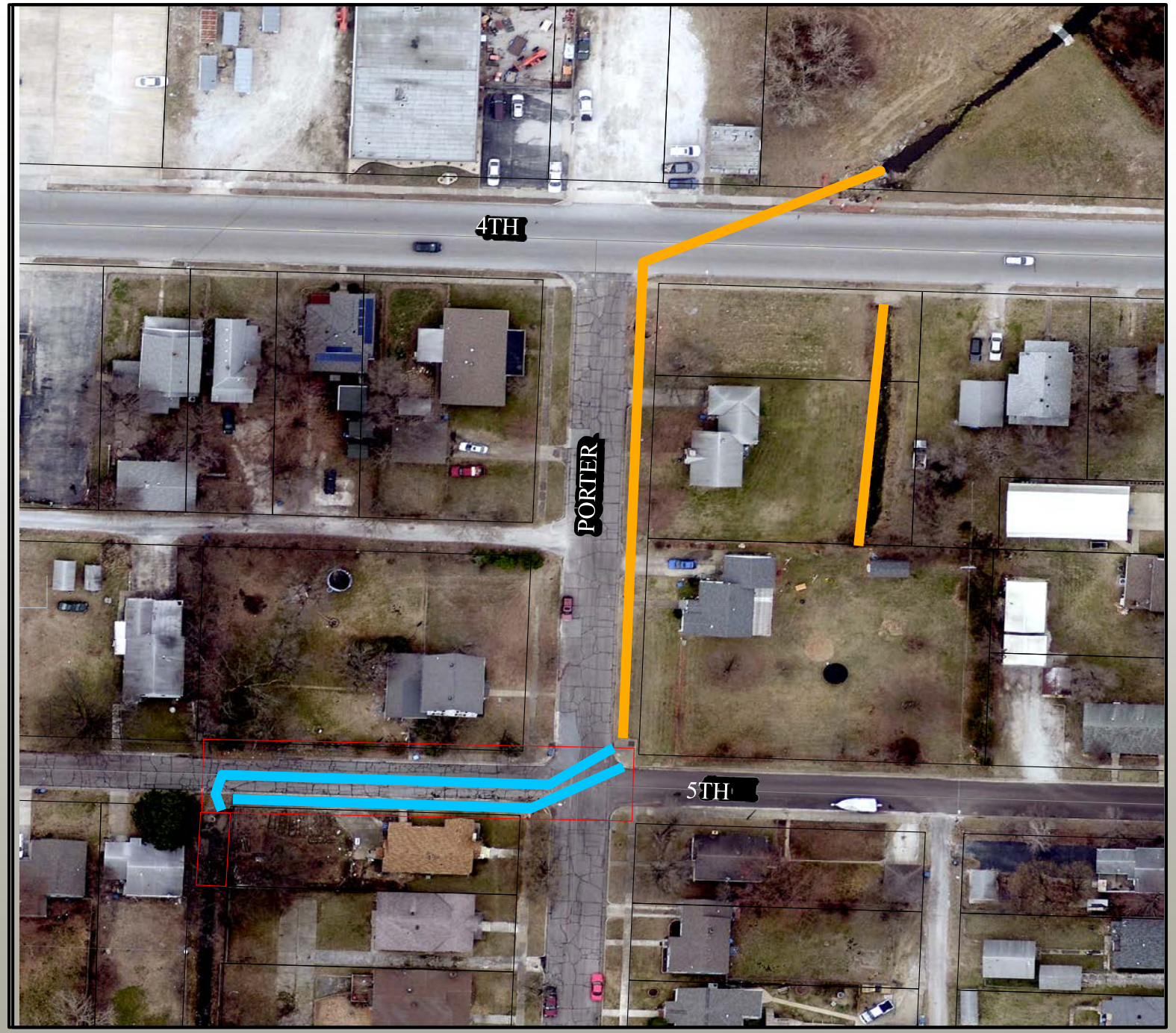

5th and Porter Avenue

$1,527,500

- Existing Storm Sewer
- joplin_streets
- Proposed Area for Improvements
- parcels

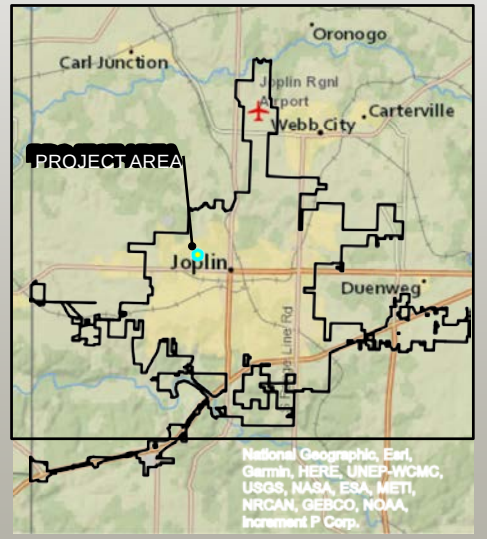

0 25 50 100 150 Feet

CITIZEN'S COMMITTEE FINAL RECOMMENDATION

PARKS PROJECT DESCRIPTION (55%)	PROJECT COST
Ewert Park Splash Park w/Ice Ribbon	$ 5,000,000
Ewert Park Covered Bball Court	$ 550,000
Ewert Park Amphitheater	$ 250,000
Ewert Park Kiosk & Interpretive Signage	$ 29,375
Annual Park Maintenance	$ 1,700,000
Turf Replacement-Miracle, Redden, JBS	$ 800,000
Overlay/Resurface Sports Courts	$ 400,000
Park Beautification	$ 2,776,384
Dover Outdoor Recreation	$ 1,750,000
Athletic Complex Operations	$ 3,000,000
Tin Cup Trail Phase II	$ 1,000,000
Install Security Lighting	$ 1,510,000
Playground Updates	$ 1,300,000
Install Security Cameras	$ 300,000
Convert Softball to Turf	$ 800,000
Electrical at Mercy Park	$ 250,000
Cunningham to Sand Vball	$ 90,000
McIndoe Park Restroom	$ 150,000
Dover to Landreth Connector	$ 750,000
Wildcat Park Restroom	$ 150,000
Landreth Main Street Underpass	$ 250,000
Campbell Pkwy Improvements	$ 850,000
Total	$ 23,655,759

STORMWATER PROJECT DESCRIPTION (45%)	PROJECT COST
Minor System Improvements	$ 1,000,000
Ditch & Detention Pond Maintenance	$ 2,850,000
Catch Basin & Closed System Maintenance	$ 2,350,000
Automated Gate Arms at Murphy Low Water	$ 300,000
Economic Development	$ 500,000
Durham Acres	$ 2,451,500
17th & Mina Ave	$ 2,334,500
Texas Avenue-11th to 15th	$ 1,451,000
Old Willow Branch Phase I	$ 750,000
1st & Joplin Avenue Phase I	$ 500,000
Sunnyvale Improvements & I-44 Phase I	$ 3,178,500
26th Street Twin Culverts	$ 697,500
5th & Porter	$ 1,527,500
Total	$ 19,890,500

2021 RENEWAL OF PARKS AND STORMWATER SALES TAX

- QUESTIONS????

2021 RENEWAL OF PARKS AND STORMWATER SALES TAX

NEXT STEPS:

- COUNCIL CONSIDERATION OF THE CITIZEN'S COMMITTEE RECOMMENDED PROJECT LIST FOR 2021 PARKS AND STORMWATER SALES TAX RENEWAL

2021 RENEWAL OF PARKS AND STORMWATER SALES TAX

- THANK YOU

Updated Strategy Changes

May 10th, 2021

Community Appearance

Strategy 9: Tree Limb Drop-Off Program

- Plan allows for additional drop of days.
- Scalable by using a unit price.
- Requires minimum staffing of 1.0 Laborer I and 1.0 Equipment Operator.

Declining Neighborhoods

Strategy 1: Housing Revitalization Plan

- Updated to include a new home value range of $149,999 - $125,000.

- Updated to increase incentive amount.

- Strategy discussion

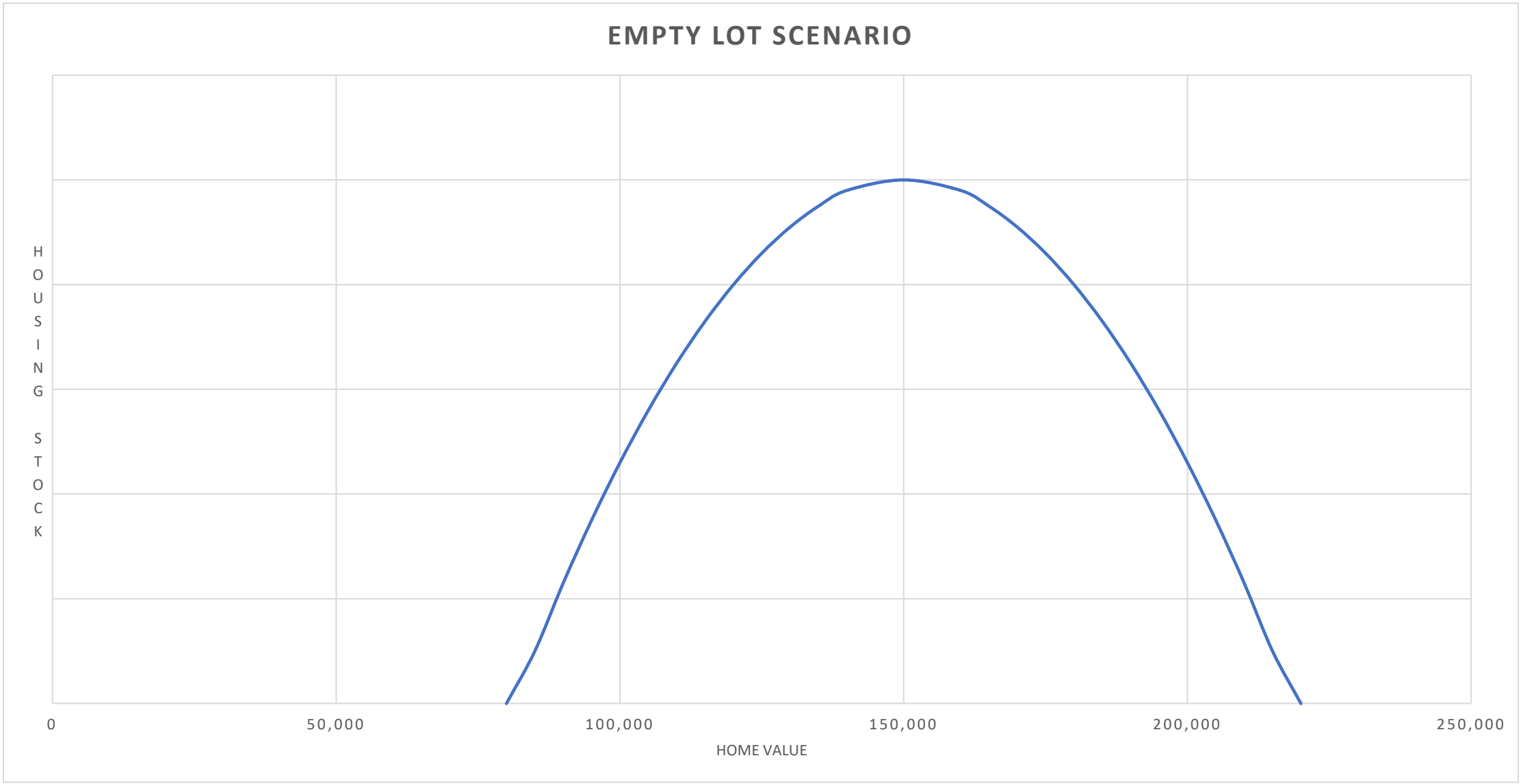
EMPTY LOT SCENARIO
HOUSING STOCK
0
50,000
100,000
150,000
200,000
250,000
HOME VALUE

EMPTY LOT SCENARIO

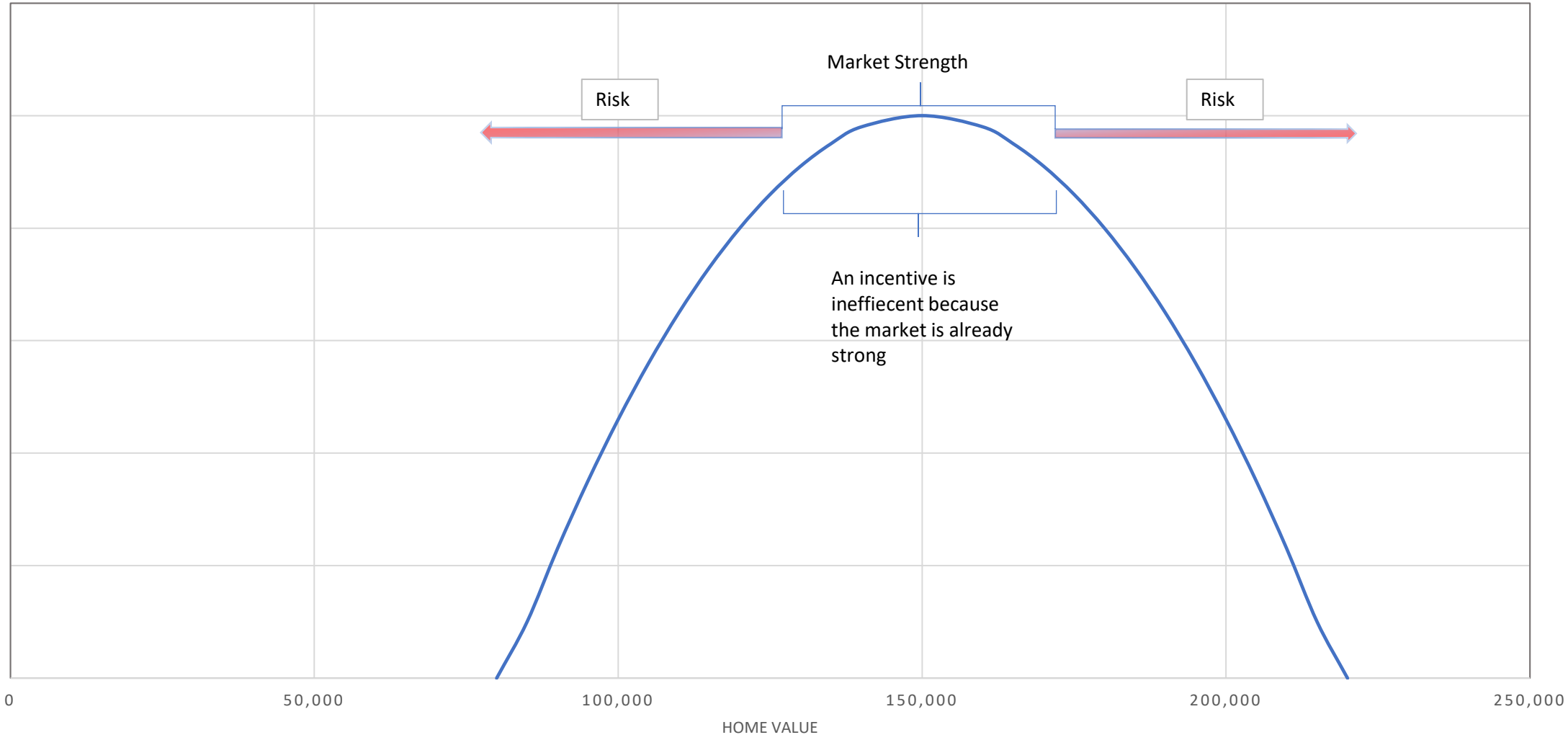

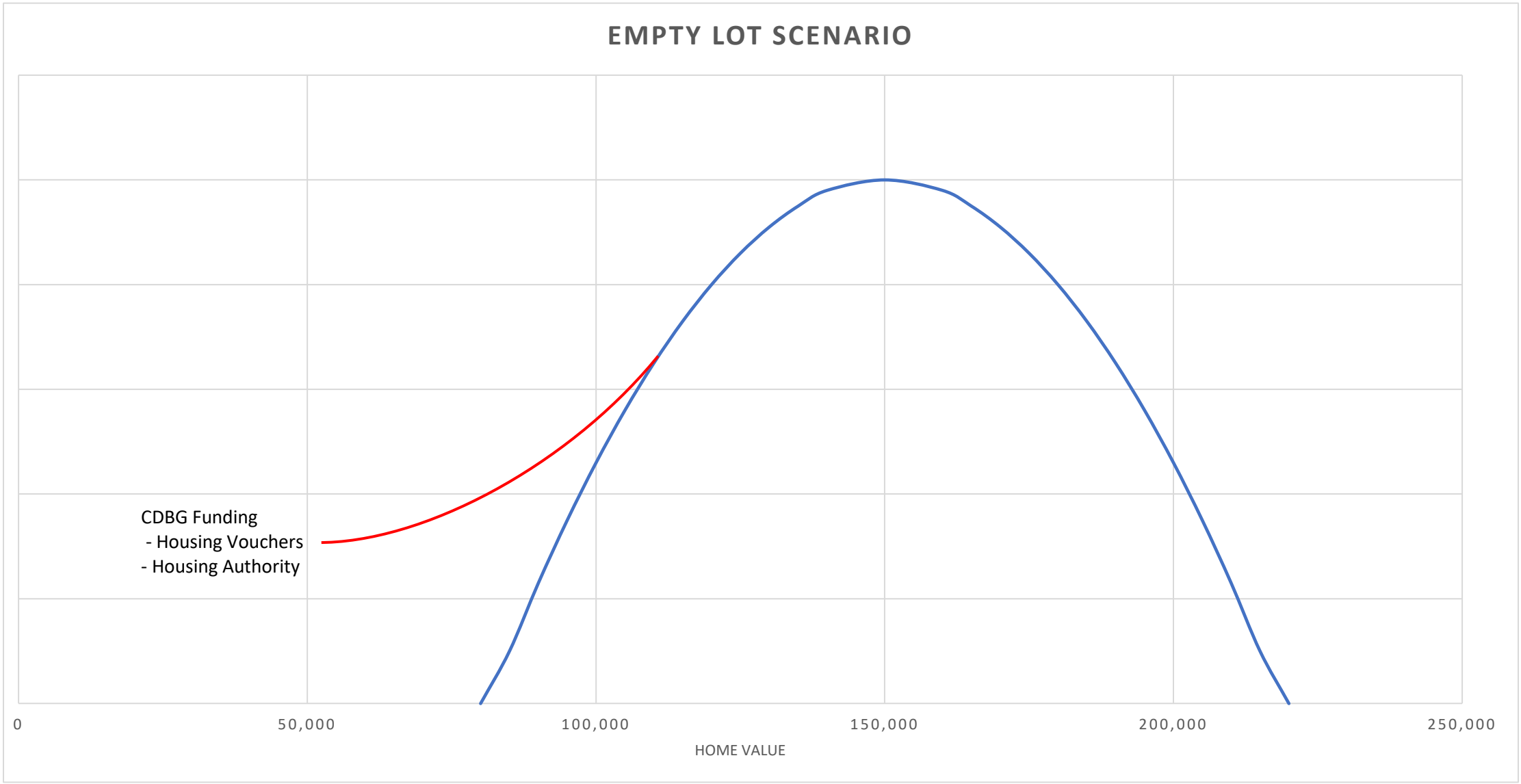
EMPTY LOT SCENARIO
CDBG Funding
- Housing Vouchers
- Housing Authority
0
50,000
100,000
150,000
200,000
250,000
HOME VALUE

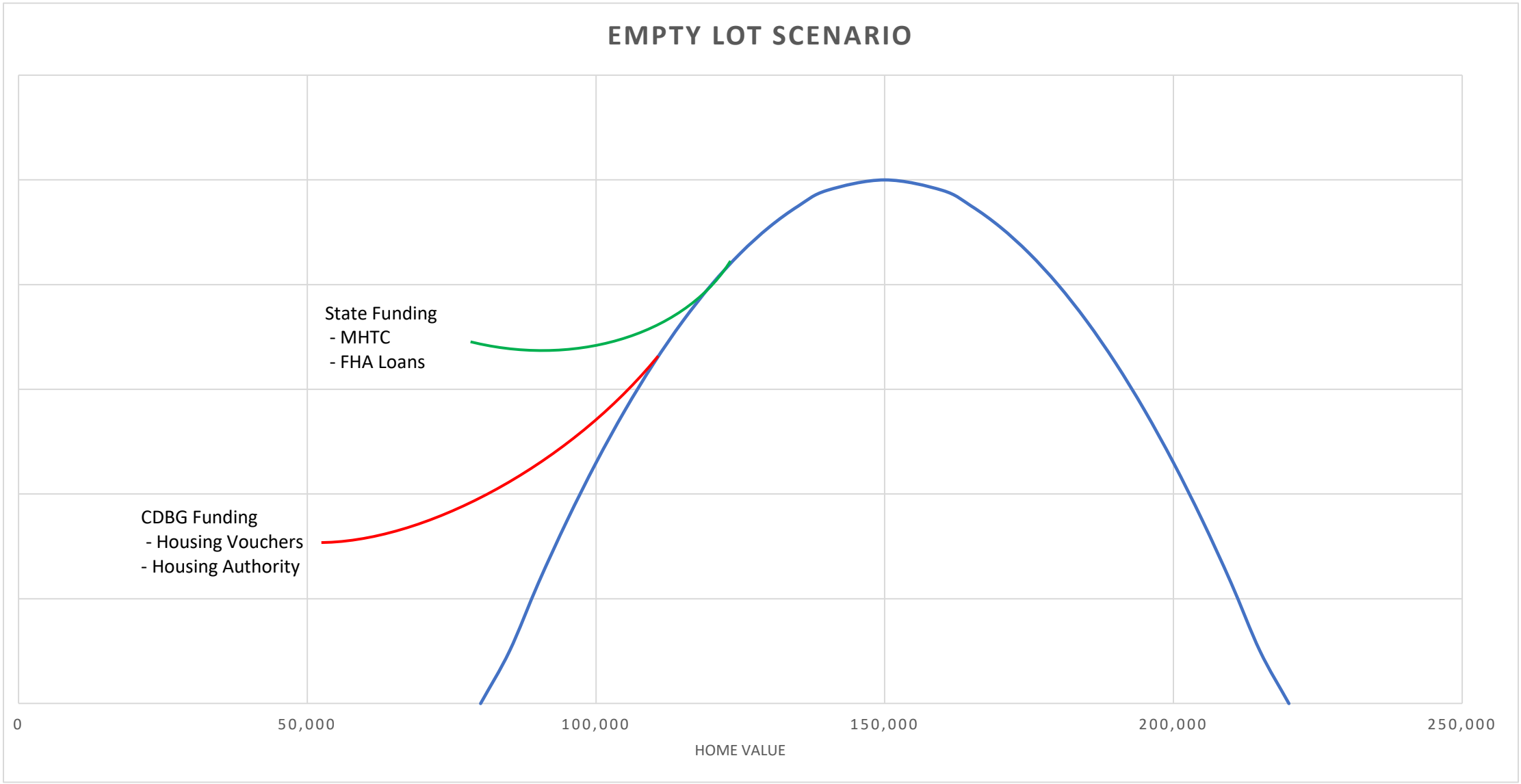
EMPTY LOT SCENARIO
State Funding
- MHTC
- FHA Loans
CDBG Funding
- Housing Vouchers
- Housing Authority
0
50,000
100,000
150,000
200,000
250,000
HOME VALUE

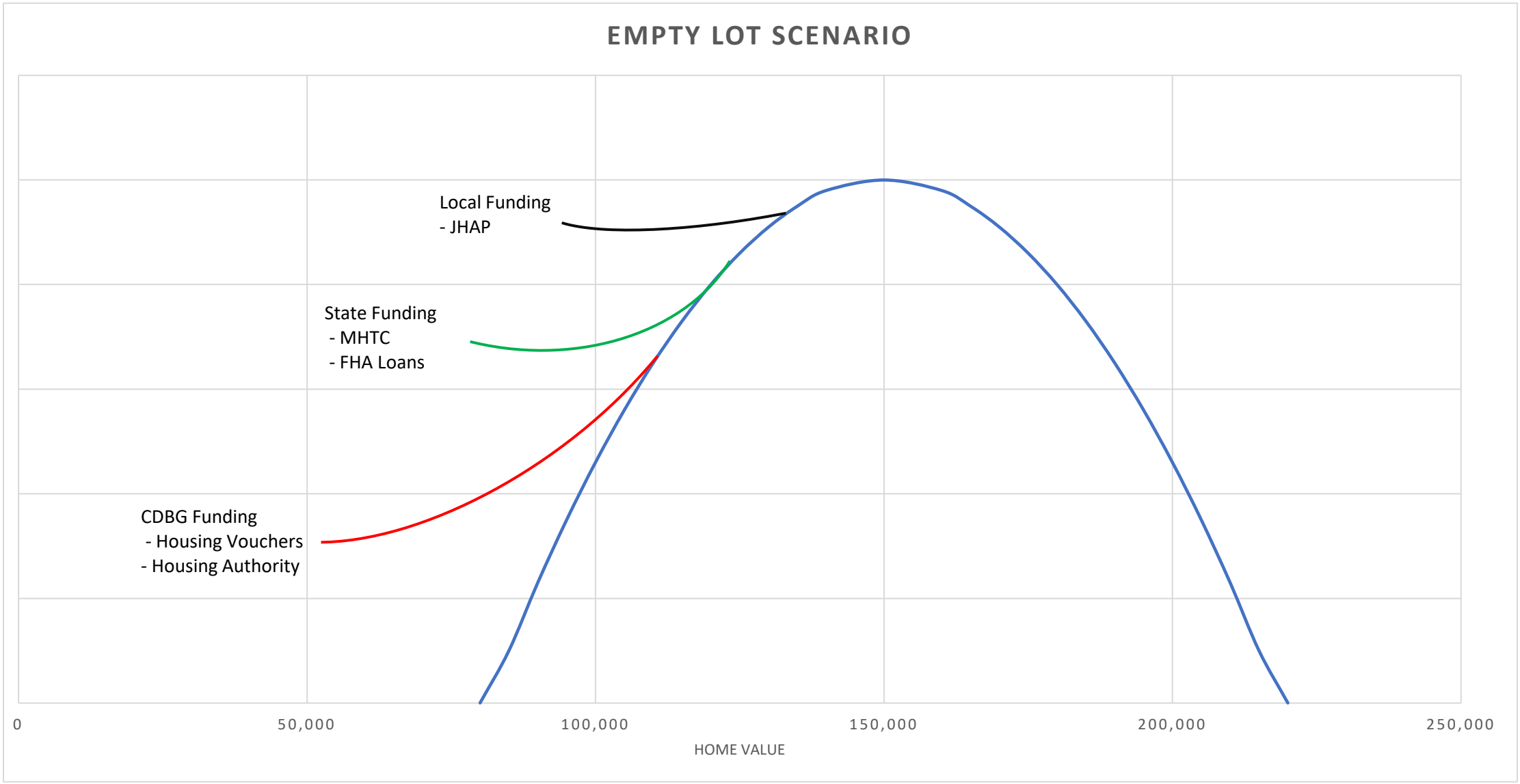
EMPTY LOT SCENARIO
Local Funding
- JHAP
State Funding
- MHTC
- FHA Loans
CDBG Funding
- Housing Vouchers
- Housing Authority
0
50,000
100,000
150,000
200,000
250,000
HOME VALUE

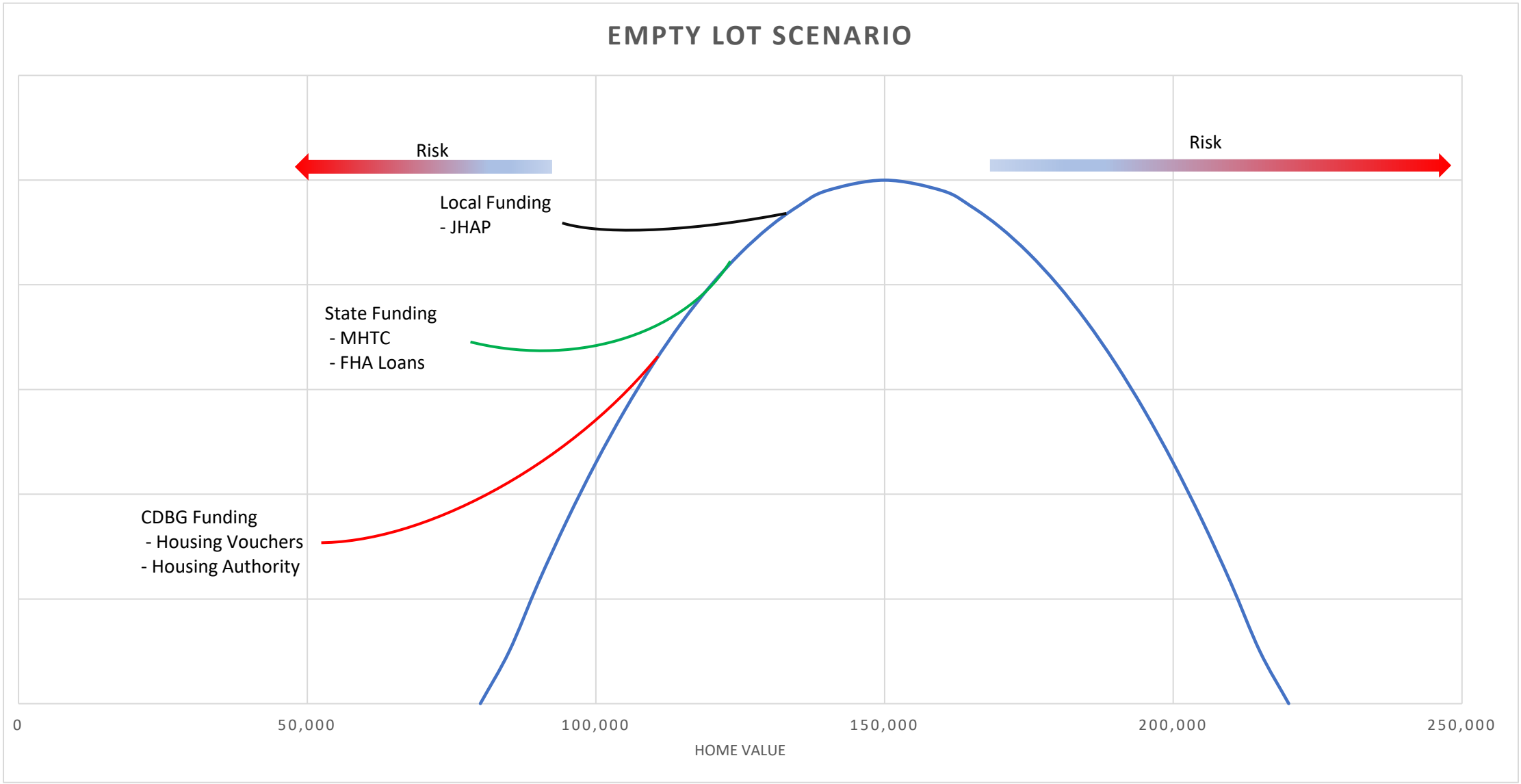
EMPTY LOT SCENARIO
Risk
Risk
Local Funding
- JHAP
State Funding
- MHTC
- FHA Loans
CDBG Funding
- Housing Vouchers
- Housing Authority
0
50,000
100,000
150,000
200,000
250,000
HOME VALUE

Strategy 13: Tenant Bill of Rights

- Establishes standards for both renter and landlords.
- Determine if State regulations are sufficient.
- Some landlord/tenant issues can be addressed by Strategy 11 (Rental Property and Inspection Program).

Previous Action Plan Slides

Presented on April 12th, 2021

Community Appearance

Strategy 1: Adopt-A-Street Program

- The workgroup will utilize information from the previous City/Chamber project as template.

Strategy 2: Residence & Business of the Month

- The workgroup will utilize information from the previous City/Chamber project as template.

Strategy 3: Review Zoning Code

- The review will include CEPTED principles in building design.

Strategy 4: Review Signage Codes

- Expands the scope of what elements of the sign code will be reviewed (e.g. light pollution).
- Education component for businesses to address any code changes.
- Re-institute improved enforcement of code and sign permit issuance.

Strategy 5: Review Non-residential Property Maintenance Codes

- Compliance with any proposed new codes would focus on exterior review of structures.
- Interior inspections could occur based on concerns of code violations raised by staff or citizens.
- New inspection could be a potential requirement through new business license process.

Strategy 6: Beautification Study

- Council to appoint a Beautification Committee to conduct study and oversee future project development. Staff to assist committee in project.

- Envisioned budget of an initial $100,000 for costs associated with committee study and first year projects.

Declining Neighborhoods

Strategy 1: Housing Revitalization Plan

- Plan is now applicable citywide instead of targeted neighborhoods.
- Removed incentive of $50,000 and evenly increased each tier by $5,000.
- New home construction must compliment existing neighborhoods.
- The amount of incentive available scale increases by $5,000 for each tier.

Strategy 2: Neighborhood Improvement Zone

- New project design to include significant citizen input throughout process.
- Continued dialogue with neighborhoods after new zones are selected.
- Strengthen relationships with organizations to target home repairs.

Strategy 3: Review Other City Codes

- Address unique needs like the Airbnb market, deficient lodging establishment maintenance.

Strategy 4: Home Repair Program

- Allocate more flexible funds not associated with federal HUD to address smaller home improvements.

- Program Annual Costs: $200,000 (new city general fund dollars), $200,000 ($90,000 additional HUD HOME consolidated funds to rehab program).

Strategy 6: Reduce Number of Vacant & Dangerous Buildings

- Strategy 6.1 code research to include options for creation of a registry of vacant structures as well as higher level of property maintenance during vacancy.

- Strategy 6.2 includes review of city Legal Vacant Dangerous Building code for enhancements to further encourage dangerous building owners to rehab buildings.

Strategy 9: Joplin Homeowner Assistance Program

- Incentive focused first on purchase of new homes constructed on vacant lots with second focus on existing homes to incentivize remodeling.

- Program Annual Costs: $1.0 M

Resilient Revenue

Strategy 2: Authorize the Creation of a Museum and Theater District

- Create a special funding source that could benefit local entities that provide entertainment and cultural amenities in the community.
- Operates like a CID, as a separate political subdivision.
- Participation is voluntary and allows for the pooling of resources.

Previous Action Plan Slides

Presented on February 22nd, 2021

2021 Action Plans

Background

- Action plans are based on citizen feedback (Listening Tour)
- Goal areas were identified by Council during Workshop
- Plans were developed by passionate and engaged employees

Why is this important?

- Community wants change
- Credibility and trust
- Need to reverse decline and improve trajectory

Community Appearance

Strategy 1: Adopt-A-Street Program

- Improved appearance of community through reduction of litter present on City streets and parks.
- Increased pride of residents in appearance of city.
- City is more attractive to new residents and business investment.

Strategy 2: Residence & Business of the Month

- Improved appearance of community through better maintenance of structures and properties.
- Increased value of properties.
- Increased pride of residents in appearance of city.
- City is more attractive to new residents and business investment.

Strategy 3: Review Zoning Code

- Improve appearance of new private development.
- Identify opportunities to update zoning code.
- Consistency in quality of appearance throughout the city.

Strategy 4: Review Signage Codes

- Improve quality of signage throughout the city.
- Increase staff capacity to enforce updated sign code.
- Increase safety, maintenance, and compliance of signs.

Strategy 5: Review Non-residential Property Maintenance Codes

- Improved appearance of community through enhanced beautification requirements for ongoing maintenance of existing structures in city.

- Increased pride of residents and business owners in appearance of city.

- City is more attractive to new residents and business investment.

Strategy 6: Beautification Study

- Identify ways of enhancing community's appearance by increasing its aesthetic visual quality while welcoming visitors and enhancing quality of life for residents.

- Increased pride of residents and business owners in appearance of city.

- City is more attractive to new residents and business investment.

Strategy 7: Complete Streets

- Increase safety for alternative modes of transportation.
- Increase connectivity in the multimodal network in Joplin.
- Improve appearance of public streets.
- Increase community engagement in the planning process.

Strategy 8: Public Art

- Visually enhance areas of Joplin that are undesirable to the public.
- Provides the appreciate of all aspects of art at the same time educating our community.

Declining Neighborhoods

Strategy 1: Housing Revitalization Plan

- Minimizes the long-term negative impact of underperforming real estate.
- Strengthens tax base to benefit local taxing jurisdictions.
- Improves housing supply.
- Limits the amount of homes that could be controlled by predatory landlords.

Strategy 2: Neighborhood Improvement Zone

- Stabilize property values.
- Enhance neighborhood pride.
- Improve communication between the City of Joplin and residents.
- Improve maintenance of structures and yards.

Strategy 3: Review Other City Codes

- Eliminate possible code contradictions.
- Align adopted codes with neighborhood improvement vision.
- Update codes to improve efficiency, health and safety.

Strategy 4: Home Repair Program

- Assist homeowners in identifying and repairing vulnerable properties.
- Establish revolving fund for home repairs.

Strategy 5: City Properties Maintained

- Provides a continuous and timely effort of quality maintenance in parks and green spaces around the city.
- Provides community ownership in our park system.
- Enhances each park and green space for the community to enjoy.

Strategy 6: Reduce Number of Vacant & Dangerous Buildings

- Removing vacant and dangerous structures could enhance the community's attractiveness and contribute to a safer community.

- Create a process to identify and track vacant and potentially dangerous structures.

- Stabilize identified properties to minimize the need for demolition.

Strategy 7: Vacant Lot Inventory

- Reduce City maintenance cost of vacant lots.

- Place vacant lots back into production.

Strategy 8: County Lot Transfer Program

- Expedite and improve process of placing lots received from the county into production.

Strategy 9: Joplin Homeowner Assistance Program

- Incentivizes & encourages home ownership.
- Eliminate vacant and unmaintained lots.
- Improve attractiveness of neighborhoods.
- Enhance values of surrounding homes.

Strategy 10: Develop Phased Approach

- Bring multifamily housing into compliance with adopted city codes.
- Improve safety and appearance of multifamily housing.

Strategy 11: Rental Property Inspection & Permitting

- Create a rental inspection and licensing program.

- Increase safety and maintenance of rental properties.

Strategy 12: Property Maintenance Litigation Tools

- Improved appearance of neighborhoods.

- Strengthening the ability of residents and neighborhood organizations to solve neighborhood issues.

Economic Development

Strategy 1: Annexation

- Create an efficient and coordinated plan for annexation.

- Ensure continued growth and opportunities for the city.

Strategy 2: Operational Assessment

- Enhance process for entrepreneurial opportunities in the city.
- Improve the abilities of staff to conduct economic development activities.
- Streamline business development procedures in the city.

Strategy 3: Increase Positive Messaging of City

- Increased positive messaging presence for city.
- City is more attractive to new residents and business.

Strategy 4: Smart Cities

- Improved technology capabilities in the City of Joplin to support sustainable economic development.

- Increase the community's ability to attract entrepreneurs, startup companies, and technology based businesses.

- Attract and retain youthful population and prevent "Brain Drain".

Address Homelessness

Strategy 1: Donation Education

- Reduce issues associated with panhandling at various locations in city through education of residents on effective ways of homeless service donations.

- Increase donations to effective community homeless service providers.

Strategy 2: Maintain City Properties

- Reduce unwanted negative effects of transient trespassing and camping on public properties.

- Allow citizens to feel safe and enjoy our parks.

Strategy 3: Maintain Private Properties

- Reduce unwanted negative effects of transient trespassing and camping on private properties.

Strategy 4: Dialogue with Homeless Provider Coalitions

- Establish regular dialogue with Homeless Service Providers.

- Encourage development and operation of effective programs to address homelessness issues of Joplin residents.

Reduce Crime & Increase Safety

Strategy 1: Community Outreach and Education

- Increase citizen, business, and community safety awareness through education and continued engagement.

Strategy 2: Traffic Safety

- Reduce traffic crashes and traffic violations within the city limits of Joplin.

- Reduce the number of yearly fatality crashes.

Strategy 3: Training and Assistance

- Provide assistance and education to businesses and multifamily housing locations within the city limits of Joplin to reduce citizen risk and crime.

- Provide focused enforcement and planning for emergent crime trends and problems.

Strategy 4: Community Engagement

- Increase citizen and community involvement in assisting with the reduction of crime within the community.

Strategy 5: Visibility

- Increased officer presence and visibility to assist in crime reduction and citizen safety.

Strategy 6: Technology

- Ensure proper technology is in place in order to stay current with industry standards and increase crime reduction capabilities.

Strategy 7: Analytics

- Increase use of analytical information to assist in identifying and tracking crime and crime trends.

- Allow current crime analysist to function in a fulltime analysis position to increase efficiency and information distribution.

Strategy 8: Habitual Offender Identification & Concentration

- Focus resources on repeat and violent offenders withing the community that create the greatest risk to our citizens.

- Reduce the number of offenders by arrest and prosecution.

Strategy 9: Facilities

- Conduct Space Need study to properly evaluate current needs and predict future growth requirements.

Strategy 10: Drug Enforcement

- Focus resources on those individuals transporting and distributing narcotics within the community.

- Reduce the number of offenders by arrest and prosecution.

Strategy 11: Recruitment

- Develop a plan that will enhance the ability to recruit qualified officers.

Strategy 12: Environmental Design of Public Properties

- Increase comfort level of residents utilizing city parks due to reduced crime activities.
- Reduce vandalism in city parks.
- Increased usage of city parks by residents.

Strategy 13: Fire Safety (Reduced Response Time)

- Improved fire protection within the City limits of Joplin, increased efficiency within the fire department in reduced response times, an improved ISO rating if done correctly.

Strategy 14: Park Security Personnel

- Provides the ability to secure restrooms and other park amenities once parks are closed to the public.
- Provides a sense of security when public can visually see city personnel in the parks.
- Provides the ability for shared information and education of our parks to the residents when visiting our parks.
- The liaison between the Parks Department and Police Department.

Strategy 15: Adequate Staffing

- Allow for sufficient manpower to respond to calls, conduct proactive enforcement, and investigate crimes.

- Staff current and future proposed programs to increase safety and reduce crime.

Resilient Revenue

Strategy 1: Resilient Revenue

- Additional tax revenue would allow for improved service and infrastructure for the community.

- Diversifying revenue protects the community and citizens from external threats.

Downtown Joplin Alliance

Strategy 1: Downtown CID

- Healthier, more resilient downtown that is perceived as safer, cleaner, and more desirable to live, work, shop, play, and invest.

Strategy 2: Business Accelerator Program

- Grow strength and resiliency of small businesses by training their leadership and providing resources and education for area that they may be weak on.

PROPOSED BALLOT LANGUAGE

MAY 10, 2021

August 3, 2021 Parks/Stormwater Sales Tax Renewal Election

- Proposed Ballot Question to ask the Citizens of Joplin to consider the renewal of the ¼-Cent Parks and Stormwater Sales Tax for an additional ten years:

PROPOSITION "RENEWAL"

- Shall the City of Joplin, Missouri extend a Sales Tax of One-Quarter (1/4) of One Percent (1%) for a period of Ten (10) Years for the Purpose of Providing Funding for Stormwater Control and Local Parks Improvements for the City?

November 2, 2021 Use Tax Election

- Proposed Ballot Question to ask the Citizens of Joplin to consider a use tax to implement the City Council's vision and goals through action plans to address Community Appearance, Declining Neighborhoods, Economic Development, Crime & Safety, Homelessness and Resilient Revenue:

PROPOSITION "ACTION"

- In an Attempt to Eliminate the Unfair Advantage enjoyed by out-of-state vendors over local vendors, Shall the City of Joplin, Missouri impose a Local Use Tax at the same rate as the total local sales tax rate, currently three and one eighth percent (3 1/8%), provided that if any local sales tax is repealed, reduced, or raised by voter approval, the local use tax rate shall also be repealed, reduced or raised by the same action? A use tax return shall not be required to be filed by persons whose purchases from out-of-state vendors do not in total exceed two thousand dollars in any calendar year.

April 5, 2022 Bonds for Memorial Hall Renovation and Addition Election

- Proposed Ballot Question to ask the Citizens of Joplin to consider authorizing the City to issue General Obligation Bonds to renovate and expand Memorial Hall:

ITEM ONE (OPTION A):

- Question 1-Shall the City Council of the City of Joplin, Missouri be authorized to issue general obligation bonds in the amount not to exceed $30,000,000 to reconstruct, renovate, expand and improve Memorial Hall?

April 5, 2022 Bonds for Memorial Hall Renovation and Addition Election

- Proposed Ballot Question to ask the Citizens of Joplin to consider authorizing the City to issue General Obligation Bonds to renovate and expand Memorial Hall and construct parking:

ITEM ONE (OPTION B):

- Question 1-Shall the City Council of the City of Joplin, Missouri be authorized to issue general obligation bonds in the amount not to exceed $30,000,000 to reconstruct, renovate, expand and improve Memorial Hall, and to acquire land to construct and improve related parking?

April 5, 2022 Bonds for Renovation of Former Downtown Library for Project Launchpad Election

- Proposed Ballot Question to ask the Citizens of Joplin to consider authorizing the City to issue General Obligation Bonds to build careers for high school and MSSU students, to provide digital workforce reskilling of displaced workforce, and to create space for culinary and entrepreneurial start-ups through "Project Launchpad":

ITEM TWO:

- Question 2-Shall the City Council of the City of Joplin, Missouri be authorized to issue general obligation bonds in the amount not to exceed $10,000,000 to reconstruct, renovate and improve the former Library Building and improve related parking?

Questions or Comments?

Next Steps

- City Council Discussion
- Staff will bring Ordinances to the May 17th City Council meeting for the Ballot Questions presented
- Staff will bring a Resolution to the May 17th City Council meeting to adopt the final Action Plans

Thank You!

USE TAX CITIZEN'S COMMITTEE

MAY 10, 2021

USE TAX CIZITEN'S COMMITTEE MEMBERS

Erik Bartlett	Chuck Brown
Jane Cage	Doris Carlin
Cleo Copeland	Kim Cox
Amber Duncan	CB Eastman
Stephen Grindle	Jhan Hurn
William Kean	James Ledford
Julia Narrell	Howie Nunnelly
Rob O'Brian	Mike Seibert
Gil Stevens	Gloria Turner

NEXT STEPS

- **Council Consideration and Discussion of Proposed List for Use Tax Citizen's Committee**
- **Approve Final Use Tax Citizen's Committee on May 17, 2021**

QUESTIONS?

Thank You!