waters edge
AQUATIC DESIGN

landworks
STUDIO

AMERICAN
RAMP
COMPANY

Proposal for

Joplin, Missouri
Proposal No. 2020-RFP-02: Ewert Pool Study



CITY OF
JOPLIN
MISSOURI

May 29, 2020



1. **Company Profile**
2. **Organizational Structure**
3. **Key Staff Resumes**
4. **Experience and Qualifications**
   - Methodology
5. **References**
6. **Timeline**
7. **Cost of Proposal**

© Copyright Waters Edge Aquatic Design

waters edge
AQUATIC DESIGN

May 29, 2020

Mr. Paul Bloomberg, Director of Parks and Recreation
City of Joplin
Parks and Recreation Department

Re: Request for Proposal No. 2020-RFP-02: Ewert Pool Study

Dear Mr. Bloomberg:

We greatly appreciate the opportunity to submit our qualifications as the City of Joplin studies and explores options for the Ewert Pool and pool site. Waters Edge Aquatic Design understands the tremendous impact an aquatics facility and park space can have on a community, and also the importance of analysis of aquatic needs and desires to ensure the City offers the appropriate recreational opportunities to the community it serves.

Our staff's aquatics experience began more than 40 years ago and we understand what works in the aquatic industry. Waters Edge is uniquely qualified for this project due to our experience in conducting feasibility studies and design for aquatic facilities, as well as our history of successful projects in the Midwest, including communities throughout Missouri. We recently worked with community members of Carthage, MO on an aquatics study, and are currently working with the City of Wichita, KS on a multi-site pool improvement and splashpad conversion project. Additionally, our team has worked with the City of Joplin in the past and are familiar with the City's aquatic offerings. Our qualified staff will work as an integrated part of the team to complete the scope of the project, and provide reports and recommendations that are focused and actionable.

Waters Edge brings to your project a comprehensive and well-rounded team of individuals with the expertise and experience necessary for completion of the Ewert Pool Study. **Our team is uniquely led by, and consists of, innovative aquatic designers and engineers** with advanced degrees in a variety of aquatic fields, and a former aquatics director and aquatic program administrator. We are teamed with an experienced landscape architect, Landworks Studio, with whom we have completed numerous aquatic projects, and a Joplin-based action sports company, American Ramp Company, to assist with the development of the potential skatepark. With this blend of experience we are able to offer forward-thinking review processes with viewpoints from multiple disciplines.

We value community and agency partners. To show this, we work closely with the project team and the community to create an outcome that best fits the goals and needs of each stakeholder. We do not use cookie-cutter concepts and processes. Rather, we determine preferences, and ultimately action plans, based on project goals, site considerations, programming needs, and operational requirements. We use all of this information to create cost estimates, comparative analysis and operational feasibility studies. We strive for excellence and will ensure that you receive the best value and delivery of services in a prompt and cohesive manner.

At the end of the day the City of Joplin deserves a team with a track record of successful performance; one with a passion that brings a creative collaborative attitude, and who understands the importance of the small details while listening to your needs. Aquatics are our passion and innovation is our drive. Our success is a direct correlation to our belief that your desires are not only unique, but are the key to unlocking the project success you want and deserve. Our team is both enthusiastic and honored to be given this opportunity to work with the City of Joplin.

Sincerely,

Jeff Bartley, Principal, PE
jbartley@wedesignpools.com
Waters Edge Aquatic Design | 11205 W 79th St | Lenexa, KS 66214
913.438.4338 | www.wedesignpools.com

© Copyright Waters Edge Aquatic Design

1. COMPANY PROFILE

© Copyright Waters Edge Aquatic Design

waters edge
AQUATIC DESIGN






Firm Overview

Waters Edge Aquatic Design was founded in 2000, and is an aquatic engineering firm with decades of award winning aquatic planning and design experience. We specialize in the evaluation, planning, and design of aquatic centers, natatoriums, water parks, fountains, and spray grounds. We focus on creating visually stunning, energy efficient, sustainable aquatic facilities that are also functional and easy to operate.

With a diverse team of licensed engineers, experienced designers, knowledgeable project managers, former aquatics director, program administrator and lifeguard, we are able to provide a distinct insight and a properly executed plan. Our expertise and experience allow us to review every concept with a detailed approach and an operator's perspective. Providing the opportunity for each facility to become more efficient and strategically planned.

We believe that every project is unique to its community and site; therefore, we understand each aquatic project deserves an equally unique solution. We do not approach projects with a one-size-fits-all model. Instead, we incorporate community history and preferences, user-group and programing needs, budget, and the goals of the City to create a project that is individually tailored.

To us, water is a form of art that adds excitement to life, which is why we are in the aquatics business. Since its founding, our firm's portfolio has grown to encompass every type of project imaginable, but our philosophy remains the same: a commitment to helping communities grow and prosper through the unique design of tailored, dream-like aquatic features & facilities.

Waters Edge Aquatic Design, LLC
11205 W. 79th St., Lenexa, KS 66214
913-438-4338
jbartley@wedesignpools.com

AQUATIC PROJECTS

667



...AND COUNTING...

AQUATIC AWARDS



37

What Sets Us Apart






Teamwork

Our staff is in constant collaboration, which benefits the overall project team. We understand that last minute situations arise, and we contribute positively to their timely resolution. Quick and accurate response is our standard practice.

Listening & Understanding

Listening to the City's requirements and needs for the project is not only an important step, but the foundation for creating ideas and making decisions that serve the City and the project. Through active listening and information gathering, we are able to take what we have heard and understand, and move forward with implementation in a manner that is in service to your project.

Efficiency of Design

Efficiency of design is critical for the bottom line, including the demand for hiring, staffing, and scheduling. We have built-in processes during each phase of our project approach, that allows for the designing of facilities that take these areas into account; utilizing different disciplines and perspectives to ensure the facility design is operationally efficient and sustainable.

Life Cycle Operating Costs

Successful planning for aquatic facilities, and the ongoing success of operating those facilities, includes feasibility studies. By looking at initial capital investment, and what it costs to operate and maintain a facility, we can then plan what type and amount of revenue could and should be expected to be produced. The same life cycle operating analysis applies to the systems and products that are incorporated into the project. All systems, materials and products are analyzed on the initial cost, as well as the maintenance costs and efforts, and life expectancy. Cost recovery and planning ahead for projected costs and revenues allows cities and their facilities to keep their promise of financial integrity and maintain the trust of its constituents.

Education of Product Choice

It is our approach to begin every new project individually geared towards creating a successful and unique end result. Researching product options begins with us, which will involve looking at specifications, requirements, durability, cost, and usefulness factors. This information is then shared with the team in a clear and easy to understand manner in order to provide education on the options. It is our experience that there are rarely individual products and systems that are consistently the best choice for every project. We do not sell or push systems and products, as we do not have a benefit or financial advantage with any manufacturer or supplier. We put the work in to offer options that are a fit for your project, and we are dedicated to offering options that benefit the communities we serve.

Innovative Products

Integrating innovative ideas and products is an important element when creating a facility that is unique and distinct. By developing and maintaining professional contacts and relationships with a multitude of companies who provide goods and services, and by not aligning with any one product selection, our team is able to keep track of trends and new products. Innovation comes with open communication plus discovery, and we are the partner to navigate this fun-filled process.

© Copyright Waters Edge Aquatic Design

waters edge
AQUATIC DESIGN

Our Aquatic Experience

We genuinely care about our clients and the communities they serve. We are passionate about taking a unique approach to each project and creating innovative solutions that please the communities. Below is a sampling of projects completed in the last 10 years. We feel this list coupled with our strong list of references affirms our ability to successfully complete both the planning and implementation phases of your aquatic project. ***Projects listed in bold with asterisk evolved from feasibility studies/master plans conducted with Waters Edge****

CURRENTLY UNDER DEVELOPMENT

- **Roeland Park, KS - Pool Improvments***
- St. Joseph, MO - Park Improvements
- Goddard, KS - Indoor Waterpark
- Hampden Township, PA - Feasibility Study
- Lenexa, KS - Aquatics Study
- Marion, IA - Feasibility Study
- Wichita, KS - Multi-Site Aquatic Planning and Design
- Baxter Springs and Yates Center, KS - CDBG Pool Projects

SUCCESSFULLY COMPLETED PROJECTS

- Castle Rock, CO - Outdoor Aquatic Center
- Oscaloosa, IA - Indoor Pool
- Kirksville, MO - Indoor and Outdoor Aquatic Center
- Carrollton, MO - Outdoor Aquatic Center
- Marion, IA - Marion YMCA
- Shawnee Mission, KS - BE Smith Children's Center SMMC
- Dunedin, FL - Toronto Blue Jays Training Facility
- Clarendon, TX - Outdoor Aquatic Center
- Belle Plaine, MN - Outdoor Aquatic Center
- Sioux Center, IA - Addition to Existing Aquatic Center
- Sibley, IA - Outdoor Aquatic Center Improvements
- ***Norman, OK - Outdoor Waterpark****
- ***Hesston, KS - Outdoor Aquatic Center****
- Monett, MO - Outdoor Aquatic Center
- Brookfield, MO - Outdoor Aquatic Center
- ***Sabetha, KS - Outdoor Aquatic Center****
- Story City, IA - Outdoor Aquatic Center
- ***Ada, OK - Glenwood Aquatic Center****
- Ankeny, IA - DMACC Natatorium
- Des Moines, IA - Wellmark YMCA
- ***Dodge City, KS - Outdoor Waterpark****
- ***Garden City, KS - Indoor Waterpark****
- Kansas City, MO - Linwood YMCA
- Wichita, KS - Country Club Outdoor Pool
- Wichita, KS - YMCA Outdoor Addition
- ***Ada, OK - Wintersmith Aquatic Center****
- ***Moore, OK - Outdoor Aquatic Center****
- Kansas City, MO - Zoo Orangutan exhibit water feature
- Westminster, CO - Indoor pool remediation
- Columbus, NE - Pawnee Plunge expansion
- Yankton, SD - Meridian Bridge Plaza water feature
- ***Shawnee, OK - Shawnee Splash Waterpark****
- Lansing, KS - High School competitive pool
- Wellington, TX - Community Aquatic Center
- Wentzville, MO - Splash Station Aquatic Center
- Chillicothe, MO – Chilli Bay Water Park
- ***Joplin, Missouri - Schifferdecker Aquatic Center****
- Indianola, IA - Wellness Center Indoor Pool
- ***Kansas City, MO - The Bay Aquatic Water Park****
- Lenexa, KS - Flat Rock Creek Pool Improvements
- ***Marshalltown, IA – Marshalltown Aquatic Center****
- ***Cedar Falls, IA – The Falls Aquatic Center****
- Kansas City, MO – Shoal Creek Valley Aquatic Center
- Austin, TX – Texas State School for the Blind
- Springfield, MO – Grant Beach Pool Improvements
- Manhattan, KS - CiCo Pool Expansion
- Manhattan KS - Northview Aquatic Center
- Pella, IA – Natatorium Renovation
- ***Ankeny, IA – Cascade Falls Water Park****
- ***Ames, IA – Furman Outdoor Aquatic Center****
- Lenexa, KS – Lakeview Village Indoor Pool
- Stuart, IA – Family Aquatic Center
- ***Fort Dodge, IA – Rosedale Rapids Aquatic Center****
- Vandalia, MO – Vandalia Aquatic Center
- ***Pella, IA – Pella Aquatic Center****
- Springfield, MO – Silver Springs Pool Improvements
- ***Olathe, KS – Black Bob Bay Aquatic Center****
- Topeka, KS – Capitol Federal Natatorium (Phase 1)
- Topeka, KS – Capital Federal Natatorium Expansion (Phase 2
- Hampton, IA – Aquatic Center
- Moberly, MO – Outdoor Aquatic Center
- Odessa, MO – Outdoor Aquatic Center
- Corning, IA – Family Aquatic Center
- Algona, IA – Family YMCA Indoor Pool
- ***Gladstone, MO – Gladstone Community Center****
- Clive, IA – YMCA Healthy Living Center (Indoor Pools)
- Urbandale, IA – Indoor Pool Renovation
- ***Topeka, KS – Shawnee North Aquatic Center****
- ***Sioux Falls, SD – Drake Springs Aquatic Center****
- Waukee, IA – Family YMCA Indoor Pools
- ***Lee's Summit, MO – R-7 Schools Indoor Aquatic Center****



Aquatics International Dream Design Awards

Aquatics International is a publication dedicated exclusively for the aquatics industry. Every year they celebrate what they identify as industry leading aquatic designs. We have been honored to receive Dream Design awards over various years for multiple projects as shown below.



Sabetha Aquatic Center - Sabetha, Kansas



Parrot Cove
Indoor Waterpark
Garden City, Kansas



Long Branch Lagoon
Waterpark
Dodge City, Kansas



Shawnee Splash
Waterpark
Shawnee, Oklahoma



Black Bob Bay
Waterpark
Olathe, Kansas



Schifferdecker
Aquatic Center
Joplin, Missouri



R-VII School District
Aquatic Center
Lee's Summit, Missouri



Cascade Falls
Aquatic Center
Ankeny, Iowa



Shawnee County
Aquatic Center
Topeka, Kansas



Gladstone Community
Center
Glastone, Missouri



Waukee
YMCA
Waukee, Iowa



Shoal Creek Valley
Aquatic Center
Kansas City, Missouri



Pella
Aquatic Center
Pella, Iowa



Furman
Aquatic Center
Ames, Iowa



Rock River Rapids
Waterpark
Derby, Kansas



Oleson Park
Sprayground
Fort Dodge, Iowa

© Copyright Waters Edge Aquatic Design

LANDWORKS studio



Passionately creating timeless experiences that engage, elevate and inspire.

Established in the fall of 2000, our creative and inspired team strives to create memorable places enjoyed by all people. With every line we draw, we aim to enhance the everyday, creating places where people enjoy spending time. Award-winning leaders at Landworks Studio are involved every step of the way to ensure your success.

As a landscape architecture and planning firm, we see each project as an opportunity to bridge the goals of our clients to the needs of those who live in the community. We understand that every project and client is unique, but fundamentally our goals to elevate the users' experience and provide opportunities for lasting memories are always present.

PROJECT EXPERTISE INCLUDES

- Parks Master Planning
- Parks and Recreation Master Planning
- Inclusive Public Engagement
- Community Planning
- Transportation + Streetscapes
- BMP & Sustainability
- Signage + Wayfinding
- Strategic Planning
- Branding
- Commercial + Mixed Use
- Multi-Family

firm discipline | Landscape Architecture + Planning
years operating | 20
address | 102 S. Cherry St - Olathe, KS 66061
phone | 913.780.6707
web | www.landworksstudio.com
certifications | WBE, DBE, PLA, ENV-SP, LEED

CLIENT references

Todd Spalding
City of Jefferson, MO
Parks and Recreation Director

Jefferson City Parks Master Plan
Community Park Design

Phone | 573.634.6482
tspalding@jeffcitymo.org

Cliff Middleton
Planning and Development Manager
Johnson County Parks and Recreation

Meadowbrook Park, Mildale Signage
SMP Pickleball Courts

Phone | 913.826.3425
cliff.middleton@jocogov.org

Jason Crum
Lansing, KS
Parks and Recreation Director

Comprehensive Parks and Recreation Plan

Phone | 913.727.2960
jcrum@lansing.ks.us

"Landworks Studio excels at making **meaningful connections** with their clients and the communities in which they work in ways not typically seen in the private sector. The staff at Landworks Studio shares the values of **community-centered design,** encouraging meaningful public dialogue and truly listening to the needs of the client. The staff cares about **high quality**, yet with the focus always remaining on being **accessible**, listening to the client and being a **partner** in every sense of the word.

David D. Toland,
Secretary of Commerce, State of Kansas
Landworks Project: Vision Iola Community Wide Master Plan

landworks STUDIO

AMERICAN RAMP COMPANY

American Ramp Company is an international company that operates out of a fully equipped 57,000 sq. ft. corporate office and manufacturing facility located in Joplin, MO.

American Ramp Company specializes in designing, integrating, and building skate and bike park opportunities for public parks and offers custom skate park design services and consultations to municipalities, architects, engineers, landscape architects, contractors, and private interest groups.

All of ARC's designers are skateboarders or BMXers making them uniquely qualified to understand current action sports trends and safety issues.

Combined expertise in landscape architecture, project management, design, and construction make American Ramp Company a qualified vendor for your park project.

Fort Smith, AR- Design



Joplin, MO- Design



Forth Smith, AR- Complete



Joplin, MO- Complete



© Copyright Waters Edge Aquatic Design

2. ORGANIZATIONAL STRUCTURE

© Copyright Waters Edge Aquatic Design

Organizational Structure

The Project Team Organizational Chart illustrates the roles and responsibilities of each key member of our proposed team.

We emphasis that our approach:

- Offers streamlined and efficient processes.
- Offers a high degree of experience on aquatic-focused projects, including studies that pertain to multiple sites, evaluations, possible pool closures or modifications, and re-purposing.
- Consists of team members that have collaborated on similar projects.
- Provides established project management and communication procedures that allow for seamless integration of all disciplines throughout all phases of the project.

Our staff is in constant collaboration, which will benefit the overall project team. Short-notice requests and meetings are reasonable for us to accommodate, as we are in close proximity to the project site and members of the project design team. We understand that last minute situations arise, and we will contribute positively to their timely resolution. Quick response via phone and e-mail is standard practice. On-site and off-site meetings can also be coordinated between our staff members.









Waters Edge Aquatic Design
Prime; Aquatic Design Consultant

PROJECT MANAGER
Jeff Bartley, PE, LEED AP - Principal, Planning & Design

ADDITIONAL TEAM MEMBERS
Lauren Ozburn, CPRP, AFO - Planning & Public Engagement

Sub-consultants

LANDWORKS STUDIO - PLANNING & PUBLIC ENGAGEMENT
Erica Flad, PLA, LEED - Senior Landscape Architect

Joel Weikert, ASLA - Landscape Designer

AMERICAN RAMP COMPANY
Focus on expanded skate park option

© Copyright Waters Edge Aquatic Design

3. KEY STAFF RESUMES

© Copyright Waters Edge Aquatic Design

Principal
Jeff Bartley, PE, LEED AP



Education

Master of Civil Engineering | The University of Kansas, Lawrence, KS
Emphasis in Water Resources/Hydraulics
BS | Civil Engineering - The University of Kansas

Registrations

Professional Engineer (PE): *Kansas, Missouri, Illinois, Oklahoma, Minnesota, Hawaii, Iowa, New Mexico, South Dakota, Nebraska, Virginia, Maine, Texas, Pennsylvania, Louisiana, Colorado, Florida, Arkansas*
National Council of Examiners for Engineering and Surveying (N.C.E.E.S.)

Professional Certifications

LEED Accredited Professional, Green Building Certification Institute,
National Swimming Pool Foundation, Certified Pool Operator
Illinois Swimming Facility Professional Engineer - IDPH

Jeff Bartley has over 25 years of experience in the aquatic design and consulting field, providing him the knowledge and skills necessary to lead aquatic projects. Jeff takes great pride in directing all aspects of planning, design, construction administration, and operator training of aquatic facilities. He is committed to designing tailored, energy-efficient, and sustainable facilities that optimize the site and budget, and exceed client expectations and goals.

Jeff has extensive technical knowledge of water modeling due to his graduate studies at the University of Kansas in hydraulics and water resources. During this time, Jeff conducted research studies in water flow modeling and taught a lab for water resources design to undergraduate students.

Jeff's research and project experience have given him the tools to understand the technical design aspects, as well as the planning issues involved with the unique challenges of creating remarkable aquatic facilities.

Projects of Note

Sabetha Aquatic Center*
outdoor aquatic center
2018 Dream Design Award
Sabetha, Kansas

Hesston Aquatic Center*
outdoor aquatic center
Hesston, Kansas

Shawnee Splash Waterpark*
outdoor renovation & spray ground
2016 Dream Design Award
Shawnee, Oklahoma

Blue Valley Recreation Center
indoor aquatic center
Overland Park, Kansas

R-7 Aquatic Center*
indoor high school natatorium
Lee's Summit, Missouri

Chilli Bay Water Park
outdoor renovation
Chillicothe, Missouri



Schifferdecker Aquatic Center*
outdoor aquatic center
2014 Dream Design Award
Joplin, Missouri

The Falls Aquatic Center*
outdoor aquatic center &
sprayground
Cedar Falls, Iowa

Northview & Cico Community Pools
aquatic master plan
1 indoor and 2 outdoor facilities
Manhattan, KS

Dodge City, Kansas*
aquatic master plan
outdoor and indoor facilities
feasibility study

Matt Ross Community Center
indoor aquatic center
Overland Park, KS

Pawnee Plunge Expansion
lap pool and FlowRider additions
Columbus, Nebraska

**Projects included Feasibility Study*

© Copyright Waters Edge Aquatic Design

Planning & Public Engagement
Lauren Ozburn

waters edge AQUATIC DESIGN



Education

BA | Psychology | University of Kansas, Lawrence, KS

Certifications

Aquatic Facility Operator (AFO)
Certified Parks and Recreation Professional (CPRP)
Former Emergency Medical Technician (EMT), CPR/AED & First Aid Instructor, Lifeguard Instructor - *StarGuard*

Community Involvement

Kansas Recreation and Parks Association, Aquatics Branch Chair
Kansas City Metro Aquatics Council
Johnson County Crypto Task Force
Former President of the Johnson County Swim and Dive League

Lauren Ozburn joined the Waters Edge Aquatic Design team after 17 years in the public sector. Her immersion into the aquatics industry started when she became a Lifeguard at the age of 15. This lead to her becoming a Swim Lesson Instructor, Head Lifeguard, Swim Lesson Coordinator, Pool Manager, and an Assistant Building Supervisor for a large community center. She then moved on to become a Recreation Supervisor with a specialty in aquatics, working in both the recreation and aquatics divisions. Throughout her career, Lauren has developed extensive knowledge of facility operations and programming. She works to inspire, and think critically on, aquatic facility planning and design, with the focus on being an engaged advocate for the strategic growth and support of communities through recreation.

Aquatics Experience

Recreation Supervisor,
Aquatics | City of Lenexa, KS
Full management: Three outdoor and one indoor pool, including concessions, sales, contracts, O&M, SOP, and EAP creation. Recruited, hired and trained over 200 seasonal, variable, and part-time employees annually.

Budget and finance: Managed total budget of $1.13 million, including planning, justification, tracking, purchasing and reconciliation.

Programming: Managed recreation and aquatic programs, with over 200 athletes on the swim/dive team, 900 summer swim/dive lessons, and 1,200 indoor swim lessons annually.

Aquatics/Recreation Supervisor |
City of Bonner Springs, KS
Full management of one outdoor aquatic center, including staff, budget, concessions, maintenance, and recreation and aquatic programming.

Projects of Note:

- *B.E. Smith Family Center - Operations*
- *Carrollton, MO - Planning*
- *Carthage, MO - Feasibility Study*
- *Cape Girardeau, MO - Feasibility Study*
- *Creston, IA - Planning*
- *Hampden Township, PA - Feasibility Study*
- *Kirksville, MO - Planning*
- *Lenexa, KS - Public Engagement*
- *Marion, Ia - Feasibility Study*
- *Norman, OK - Business Planning*
- *Roeland Park, KS - Feasibility Study & Consulting Services*
- *Wichita, KS - Planning*

Project Roles:

- *Facility and project planning, master plans and feasibility studies, and operational business development*
- *Community marketing , communication, and outreach*
- *Concept and design review*
- *Full facility operational analysis*
- *Program and activity development*
- *Staffing plans and process review*
- *Budget development and planning, expenditure and revenue sources*
- *Agency and community needs assessments*
- *Owner support and engagement*



Erica Flad, PLA, LEED

senior landscape architect

With more than fourteen years experience working in multi-disciplinary firms and the public sector, Erica has created and developed a variety of public spaces for communities to engage with and enjoy for years to come. She has considerable experience in dealing with all facets of project management, beginning with conceptual design to seeing a project through construction close-out. Erica's background working in both the private and public sectors, has driven her passion for solving complex design problems and bringing satisfaction to clients by exceeding their expectations with visually attractive landscapes.

education

BACHELOR OF LANDSCAPE ARCHITECTURE

NORTH DAKOTA STATE UNIVERSITY

2004

PLA| Missouri

relevant projects

Gillham Park Sprayground*
Kansas City, MO

Penguin Park Playground Improvements*
Kansas City, MO

Roanoke Park - Karnes Playground*
Kansas City, MO

Longfellow Park*
Kansas City, MO

County Square Master Plan, Olathe, KS

Pleasant Lea Park Master Plan
Lee's Summit, MO

Stoneridge Master Plan, Olathe, KS

Parks and Recreation Master Plan
Lansing, KS

landworks STUDIO



JOEL WEIKERT, ASLA

landscape designer

Joel is a recent addition to the Landworks Studio team, but by no means a stranger to the office. While studying landscape architecture at Iowa State University, he used a semester away opportunity to intern with Landworks Studio for the majority of 2018. Upon returning to Ames to finish his education, Joel dove heavily into park design, wellness design for aging populations, and horticulture.

Joel is passionate about the opportunities of play coming from our everyday lives. Parks and playgrounds matter, but hints of fun and excitement peppered into our vernacular landscapes are just as important.

education

BACHELOR OF LANDSCAPE ARCHITECTURE

IOWA STATE UNIVERSITY, 2019

relevant projects

Hyde Park Aquatic Improvements
Joseph, MO

Linwood Park Splashpad, Wichita, KS

Boston Park Splashpad, Wichita, KS

Edgemoor Park Splashpad, Wichita, KS

Evergreen Park Splashpad, Wichita, KS

County Square Master Plan, Olathe, KS

Pleasant Lea Park Master Plan
Lee's Summit, MO

St.

Kansas City North Community Center Playground, Kansas City, MO

Community Park
Jefferson City, MO

Parks and Recreation Master Plan
Lansing, KS

landworks STUDIO

© Copyright Waters Edge Aquatic Design

4. EXPERIENCE AND QUALIFICATIONS

© Copyright Waters Edge Aquatic Design

waters edge
AQUATIC DESIGN

Lenexa, KS
Aquatics Study

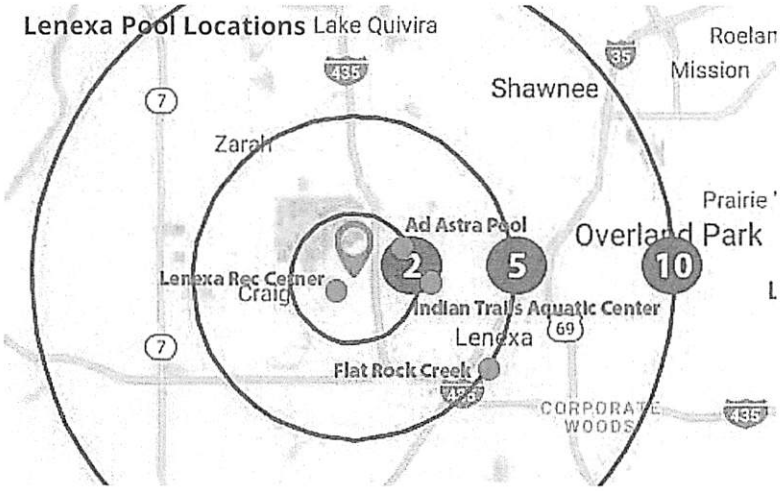

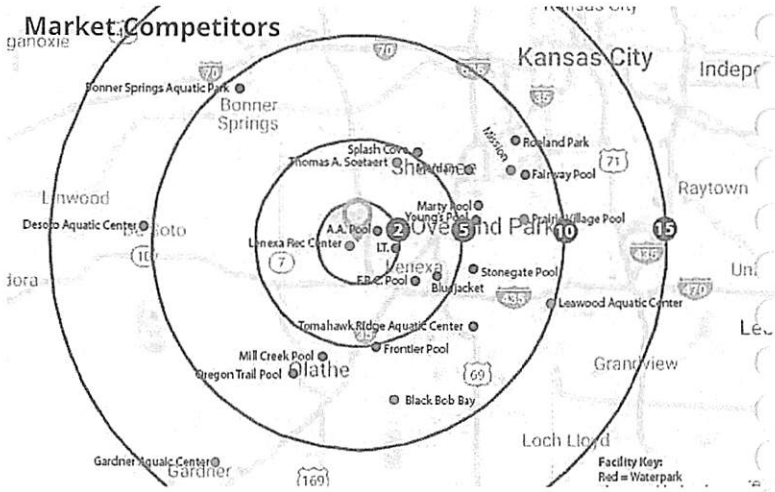

The overall purpose of this aquatics study was to evaluate and analyze the condition of the existing facilities and determine how they serve the overall community needs.

The City of Lenexa currently operates three outdoor swimming facilities and a recreation center with indoor aquatics. The outdoor facilities are located in the eastern part of the city and the indoor pool is located in the western part. The city's population is growing to the west and there are no public outdoor recreational aquatic facilities in that area.

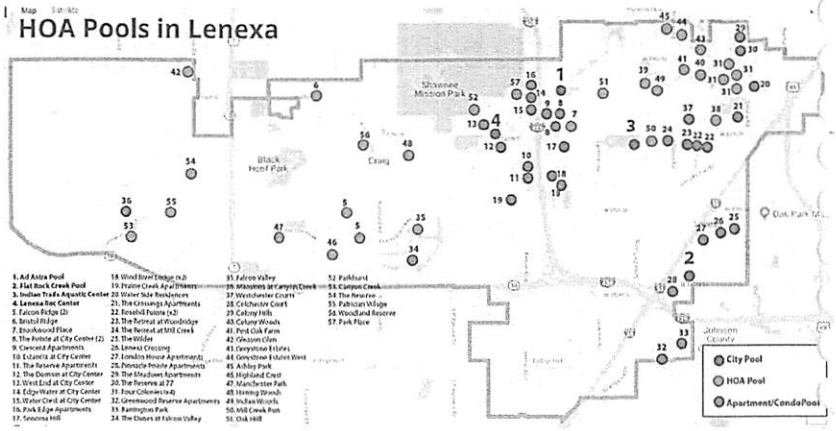

The condition and ability of the aquatics facilities to serve the community vary from one facility to the next, with some facilities being in better condition and better received than others. Overall, the facilities have aged and are in need of improvement. The overall attendance and revenue have decreased over the years such that the aquatics facilities are operating at a significant subsidy.

Multiple options were studied to improve aquatics in Lenexa, including a neighborhood approach, regional approach, central water park approach and integration of splashpad(s) into the system.

The next phase of this study is to conduct public engagement to determine the community priorities and needs as they pertain to aquatics in Lenexa, and further develop the options for future of aquatics in the City.

Project Reference

For more information regarding this project, please contact:

Logan Wagler
Deputy Parks & Recreation Director
(913) 477-7140

waters edge
AQUATIC DESIGN

Sioux City, IA
Sioux City Aquatic Master Plan

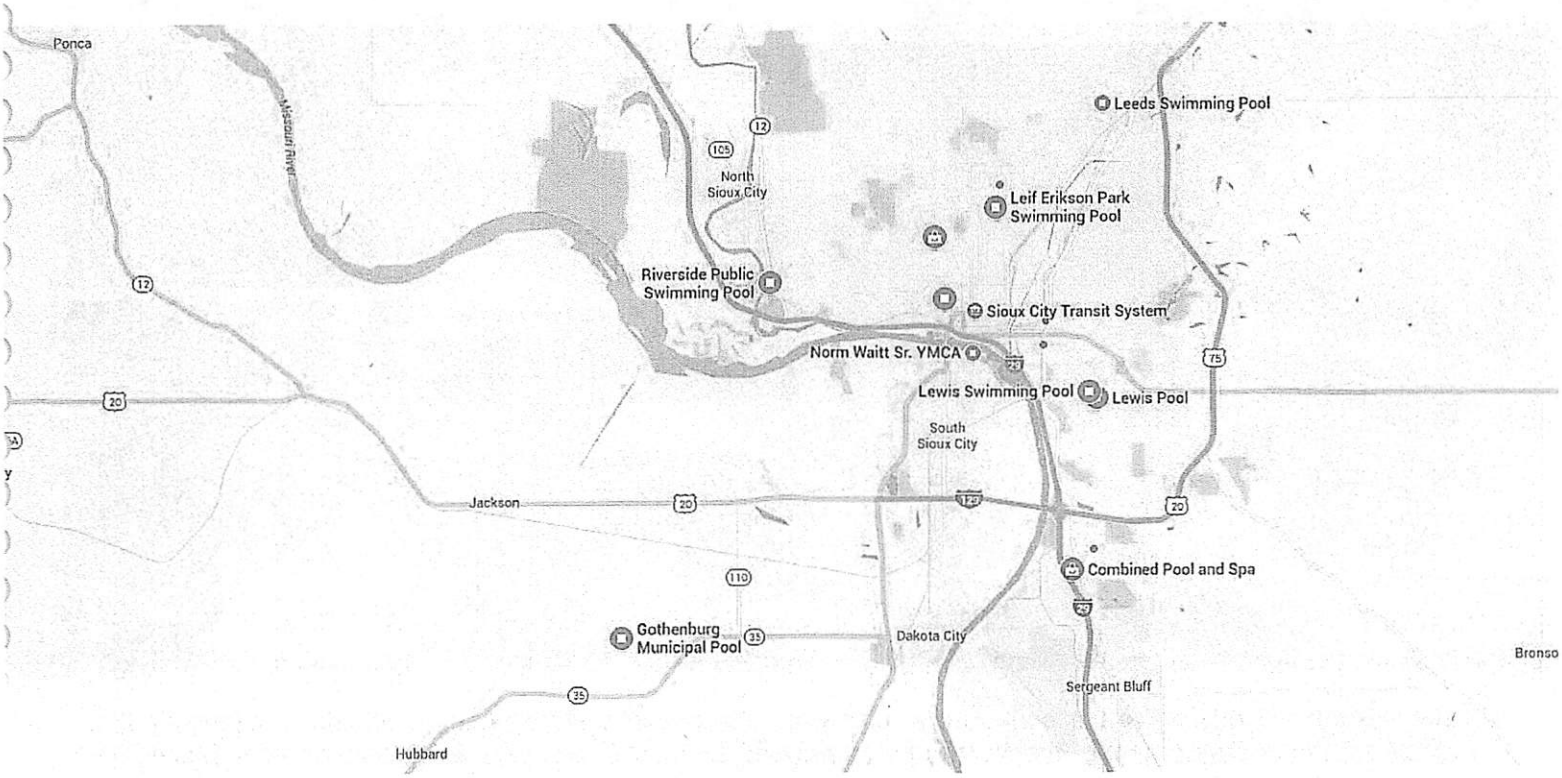

Located along the Missouri River in Northwest Iowa, Sioux City operates five outdoor pools. Their pool operations were declining, resulting in a collective subsidy increase. Attendance at three of the pools were very low, prompting questions about possible pool closures. Waters Edge was chosen by Sioux City to evaluate the current pools and review their operations.

We began the project by holding public meetings in each pool's neighborhood. As one might expect, proponents for each pool attended the meetings not wanting to lose their pool. Patrons requested lower fees, more programs and longer hours. The availability of lifeguards became a key issue of discussion.

We identified a physical problems with a few of the pools and repair/renovation costs were provided. The final report recommended closing two pools and enhancing the remaining three pools. Building a new water park was the final recommendation. This would be located in a growing area without easy access to any of the existing pools.

Project Reference

For more information regarding this project, please contact:

Matt Salvatore
Parks & Recreation Director
(712) 279-6109

© Copyright Waters Edge Aquatic Design

Roeland Park, Kansas
Aquatic Center Feasibility and Operational Study







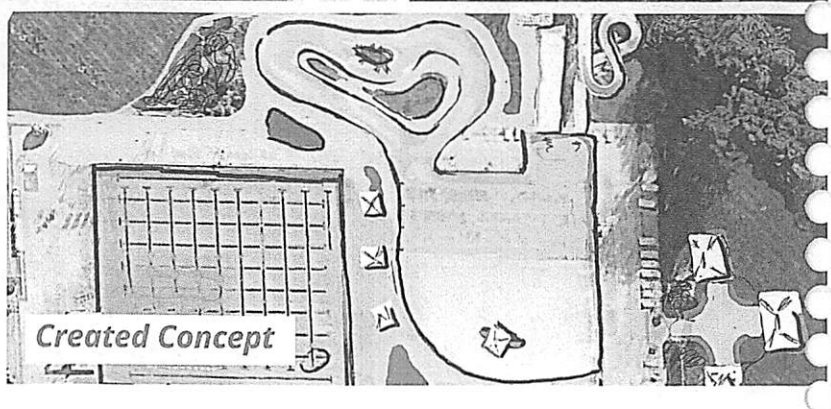

The City of Roeland Park and a local county parks and recreation department had a long-standing joint-funding agreement for the operation of the Roeland Park Aquatic Center. Additionally, with a reduction in attendance and cost recovery over the years, and with the interlocal agreement expiring in May of 2019, the City of Roeland Park selected Waters Edge Aquatic Design in 2018 to conduct a feasibility and operational study to determine the long-term needs and options for the Roeland Park Aquatic Center.

This study consisted of the assessment and evaluation of:

- Pool's physical condition and mechanical systems
- Market and service area review
- Operational and management practices
- Participation and program analysis
- Operational and physical improvements with cost
- Community input through online surveys, comment cards, public and special user group meetings

With a competitive swimming focus, four bodies of water, minimal recreational amenities, and with ongoing and increasing maintenance and repair, options for improvements were provided. The final recommendation was to pursue operational and physical improvements that increased cost recovery through a reduction of expenses and increasing revenue, specifically improvements that reduced the operating season from a year-round facility to a summer swim season, and that would offer a facility that served both leisure and competitive swim team users. Operating and management themes and recommendations were also provided to increase the service and perception of the facility.

Project Reference

For more information regarding this project, please contact:

Keith Moody, City Administrator
(913) 722-2600
kmoody@roelandpark.org

waters edge
AQUATIC DESIGN

Chillicothe, Missouri
Chilli Bay Waterpark









Originally built in 1963, Chillicothe set out to create something truly special from their existing traditional pool. As far back as the early 90's, Waters Edge staff, prior to forming Waters Edge, had been involved with the initial additions and renovations of the existing pool beginning with the separate plunge area addition and renovation of the facility from a traditional "L" Shaped pool into a three, separate pool design. It wasn't until 2013 the complete renovation of the facility from a traditional municipal pool into a fully designed waterpark would emerge.

Working with the City & Chillicothe's pool planning committee a "tropical island theme" was selected for design and branding. With this in mind Waters Edge set out to develop a tropical oasis in the Midwest. Designers transformed the existing structures with a new wide bulkhead wall, a revised plunge area, and to complete the oasis, a Lazy River, multiple large waterslides , a log roll, play structure, and a transparent climbing wall were all added.

To tie "Chilli Bay" into the park, designers also sketched and developed ideas for the existing bathhouse, mechanical building, and landscaping elements. This included the renovation of the buildings with a "natural beach shack theme". The bathhouse entry was redesigned with a single corridor style entry complete with wood columns, custom built wood sliding gates, and "natural" wood paneling. Just as important in a tropical oasis are lounge areas making you want to spend the day at "Chilli Bay". Throughout the park, are private/rentable thatch shade areas, palm trees, custom post and rope barriers, hand carved tiki sculptures, and highly colorful play features. Elements were sourced from multiple coastal areas to add an authentic feel throughout.

Fun Facts

Branding A Community Effort
Waters Edge designers worked with the City on branding and theming "Chilli Bay". From the landscaping, architectural elements, to the colors & features, each item was carefully considered. As an additional plus, a local Chillicothe artist offered to create custom directional signage. Adding a special touch to a true community waterpark.

Quick Facts

Cost: *$4 Million*

Acreage: *3.25 acres*

Final Project Completion:
Summer 2013

Project Reference

For more information regarding this project, please contact:

Josh Norris
Director of Parks & Recreation
(660) 646-8859

© Copyright Waters Edge Aquatic Design

Columbus, Nebraska
Pawnee Plunge Waterpark Expansion









Nestled inside Pawnee Park near a creek and river, Pawnee Plunge's existing aging facility didn't blend with the natural beauty of its surroundings. It needed an updated park with amenities that would complement the area. The city of Columbus agreed and wanted to be able to provide more for their citizens. Hoping to provide something that would draw in traveling guests as well create a place for competitive events to be hosted. To help them complete this task, Waters Edge designed a plan to renovate and expand their current facility. With the addition of a new 6 lane 25 yard lap pool and previously missing deep water. This meant guests now had the opportunity to experience competition as well as multiple heights of diving and artificial rock climbing among the new 1 Meter & 3 Meter boards. As well as plenty of room for open swim & deck diving.

Not only was a new lap addition provided, the existing recreational pool was revamped with a new pirate themed large play structure and multiple sprays. This created an area for younger children to explore their imagination with water. Existing slides and features that remained were repainted and coated from faded pastel pinks and purples to more appropriate deep earth tones. A new concession & sprayground area was created. Natural landscaping was provided throughout the park to help soften tand connect the multiple spaces. As a signature feature Columbus also received the very first FlowRider wave simulation attraction in the state of Nebraska. Giving out of town & land locked guests a reason to travel and experience the adventurous sport of surfing within a beautiful setting.

Fun Facts

Take A Ride On tbe Waves

The FlowRider wave simulator at Pawnee Plunge was the first wave simulator installed in the state of Nebraska. Guests from far and wide travel to experience the thrills of surfing. No need for a large body of water, it is fully self contained and adjustable so that everyone young & old can this signature feature.

Quick Facts

Cost: *$3.4 Million Expansion*

Acreage: *5 acres*

Project Completion: *May 2015*

Project Reference

For more information regarding this project, please contact:

Doug Moore, Public Property Director
(402) 562-4240
dmoore@columbusne.us

waters edge
AQUATIC DESIGN

Great Bend, Kansas
The Wetlands Waterpark








Signature Aquatic Features

- Interactive Play Structure
- Multiple age appropriate slides
- Dumping Bucket & Sprays
- Zero-Depth & Large Lounge Pool
- Various Shade
- Drop Slide

Quick Facts

Cost: *$2 Million*

Water Surface Area: *7,504 sf*

Final Project Completion: *Summer 2011*

Phase I SprayPark: Summer 2005
Phase II Slide Addition: Summer 2011

Named one of the eight wonders of Kansas, Great Bend is part of a one of the world's most significant natural wetlands, Cheyenne Bottoms & Quivera National Refuge. This wetland hosts millions of various migrating birds yearly, bringing with it a number of endangered or threatened species. For this reason, it was a natural fit that the large wet play structure would honor this natural significance with a wetland theme.

The play structure as well as the nearby shallow wading pool, bathhouse, and filter building, were the first additions made to the older existing pool with Waters Edge. Shortly after, the City chose to partner with Waters Edge once again for the addition of a drop slide to the deep area of the existing pool. These new additions, and amenities create The Wetlands Waterpark of Great Bend.

Project Reference

For more information regarding this project, please contact:

Scott Keeler
Director of Public Lands
(620) 792-9546

© Copyright Waters Edge Aquatic Design

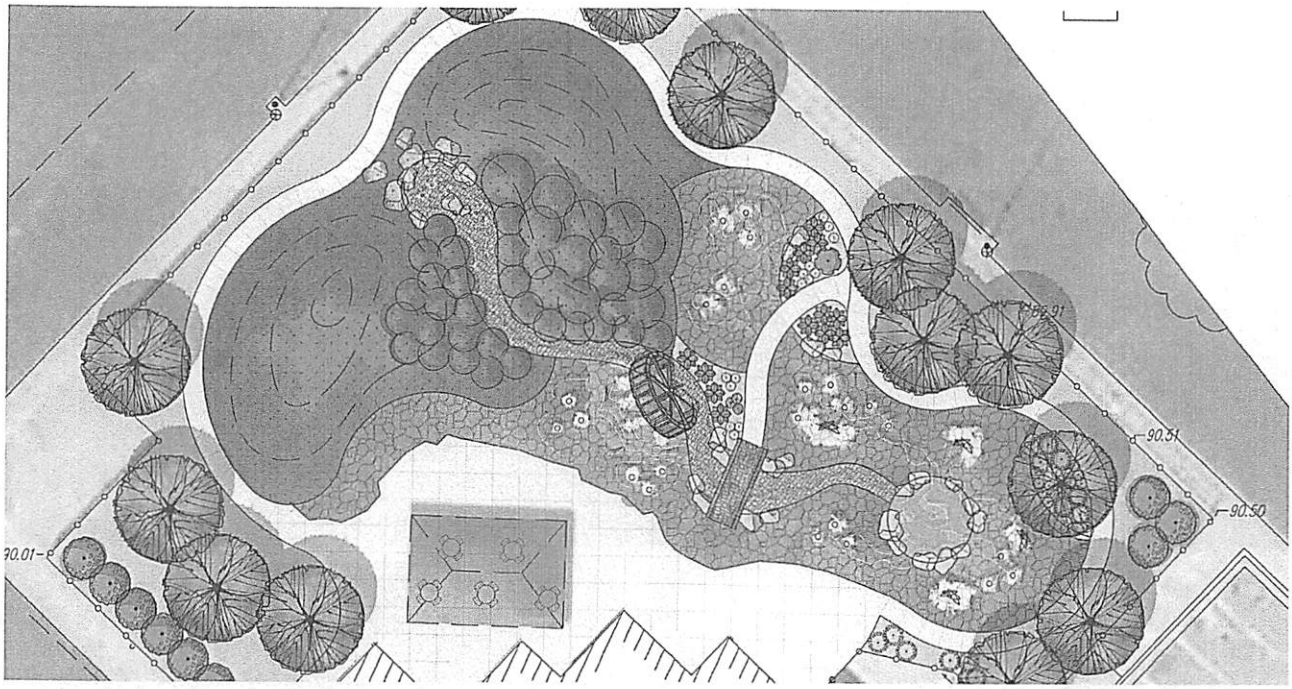



LINWOOD PARK
splashpad

The City of Wichita selected Landworks Studio to design multiple new splashpads throughout their park system.

The new splashpad at Linwood Park in Wichita is located within the footprint of the existing swimming pool. The theme for this water amenity evolved through the schematic and design development phases into one focused on the history of the site. While today Chisholm Creek is confined to a narrow concrete channel in the middle of I-135, it was once a free-flowing stream that meandered past the eastern edge of historic Wichita and through the middle of this present-day park. Water-powered mills dotted the edge of this and other 19th-century Wichita waterways. The design of this splashpad was inspired by these long uninhibited creeks and our early attempts, as settlers, to harness their power.

location
WICHITA, KS

client
CITY OF WICHITA, KS

project budget
$750,000

design services
LANDSCAPE ARCHITECTURE + PUBLIC ENGAGEMENT + AQUATICS

project schedule
2020

Contact Info
Larry Hoetmer, RLA, ASLA, Landscape Architect, Parks and Rec, Wichita, KS
phone | 316.268.4179

landworks STUDIO





HYDE PARK
aquatic improvements

Landworks Studio created Hyde Park's 57-acre master plan in 2017 where the recommendation was made to add aquatics to the park. Landworks was then selected to prepare construction documents for a unique splashpad within the park. The design inspiration for the splashpad is a state champion oak tree that once sat on the property. The park features a bathhouse, an oak leaf shaped splash element, a custom above-ground water feature, a variety of in-ground nozzles, dry play structures, improved pedestrian circulation, and additional parking.

This splashpad includes a number of different elements for kids of a broad age range, making it accessible to families.

location
ST JOSEPH, MO

client
CITY OF ST JOSEPH, MO

project budget
$1.7 MILLION (CONSTRUCTION)

design services
LANDSCAPE ARCHITECTURE + AQUATICS + WATER MANAGEMENT

project schedule
2020

Contact Info
Chuck Kempf, St. Joseph, MO
phone | 816.271.5500

landworks STUDIO

© Copyright Waters Edge Aquatic Design





GILLHAM PARK
sprayground

Gillham Park is a linear park that serves several neighborhoods in midtown Kansas City, Missouri. One of the features in Gillham Park was a fill and drain wading pool, that over time became too costly for the City to maintain. Landworks Studio was selected to design a splashpad that captured the need for the community to engage with water. The overall design provides multiple venues for family activities in the summer months and beyond. This artful splashpad is located near an existing playground and includes interactive ways to cool off, a synthetic turf berm for picnics, unique overhead spray bars, a toddler spray area, and a shade structure. Landworks was able to meet the tight design schedule to allow the splashpad to open in the summer of 2018 for the community to enjoy.

location
KANSAS CITY, MO

client
CITY OF KASNSAS CITY, MO

project budget
$820,000 (CONSTRUCTION)

design services
LANDSCAPE ARCHITECTURE + PUBLIC ENGAGEMENT + WATER MANAGEMENT

project schedule
2018

Contact Info
Richard Allen | KCMO PRD
816.513.7713 | richard.allen@kcmo.org

landworks STUDIO

METHODOLOGY

© Copyright Waters Edge Aquatic Design





Project Understanding

Joplin Aquatics Division

The City of Joplin, MO currently offers three outdoor aquatic centers: Schifferdecker Aquatic Center, Cunningham Aquatic Center, and Ewert Aquatic Center. With diverse aquatic facility offerings, the City offers open swim, swim lessons, aqua fitness, pool parties and rentals. Ewert Pool specifically offers swimming lessons and open swim opportunities.

Ewert Aquatic Center was developed in the early 1920's, with the land for the pool being purchased in the, "greatest year in the City's history in development of parks." Ewert Aquatic Center opened in 1925. Utilizing a 1/4-cent parks/stormwater sales tax, it received improvements and updates in 2003.

We recognize the potential for the community to have sentimental and historical attachment to the facility, which will be important to be aware of as options for the Ewert Aquatic Center are explored.

It is our understanding that the Ewert Aquatic Center has seen a decline in attendance and participation over the years, particularly after the renovation of Schifferdecker Aquatic Center and Cunningham Aquatic Center. Due to this decline, it is desired to evaluate the life and use expectancy of Ewert Aquatic Center and the property.

To respond to the current Ewert Aquatic Center's status in the City of Joplin, the City is looking to study future options for the pool and pool site. This includes:

- Evaluating the physical conditions of Ewert Pool
- Studying the aquatics system and market
- Analysis of possible options and feasibility of those options
- Capital costs for each option
- Revenue and expenditure projections for each option

Project Objectives

We understand the objectives and questions to be answered as listed in the RFP, which include:

- Does the City of Joplin need three pools?
- What is the appropriate number of pools for a community of Joplin's size?
- Provide a current structural analysis of Ewert Pool
- Analyze possible future uses at the site of Ewert Pool, including:
    1. Convert Ewert Pool into a splash pad
    2. Convert Ewert Pool into a splash park with features
    3. Convert Ewert Pool into Park land
    4. Convert Ewert Pool into expanded skate park area
    5. Renovate Ewert Pool
    6. Other options





Project Methodology

The Phases

An effective pool study incorporates a variety of evaluations, areas for analysis, and method for collecting information and data to make well informed decisions and recommendations. We strive to go above and beyond the call of duty for our clients and owners, and our approach is therefore unique to each project. We work collaboratively with the project team to develop a detailed approach that best fits the project goals, but having a framework of where to start is how we begin the process.

The project approach can be broken down into three major phases:

Phase 1

Facility & Community Analysis

- Gather information, including understanding your project goals and concerns
- Review existing documentation (e.g. reports, master plan documents, etc.)
- Analyze existing facility
- Analyze market area and demographics

Phase 2

Public Outreach & Concept Design

- Public meetings & outreach
- Concept , development & costs

Phase 3

Final Report & Recommendation

- Summarize previous steps & provide you with an opportunity to review & help develop the final report.
- Final report with recommendations
- Presentation to City

© Copyright Waters Edge Aquatic Design





Project Methodology Summary

Task 1 – Facility Analysis

- Perform an in-person visual evaluation of the existing facility
- Report on findings

Task 2– Operations Analysis

- Evaluate and trend existing operating conditions

Task 3 – Market Analysis

- Research existing aquatic facilities in the region
- Assess potential influence on the proposed facility
- Identify the primary and secondary service areas, current and future demographics, potential users, and facility trends

Task 4 - Public Outreach

- Participation in public meetings and outreach
  - Solicit community and stakeholder input relevant to community needs/interests
- Presentations to appropriate City groups and officials

Task 5 – Facility Programming

- Identify how desired services are being met and/or if the City can accommodate those with existing facilities
- Identify current and future programs desired
- Determine the components and programs to include in future options

Task 6 – Concept Design Options and Costs

- Develop and propose concept design options
- Develop probable construction costs and operational estimates for options
- Develop the preferred concept design option and corresponding costs

Task 7 – Final Report

- Submit a written report including methodology and recommendations, including presentation





Project Methodology

Facility Analysis - Phase 1

Your facility analysis begins with understanding your goals, history, and facility story. It is important that we listen to your operating staff describe their challenges and frustrations, as well as reach out to the community for their feedback on your facility. During the facility analysis, we will review the original design drawings and specifications, and tour the facilities to observe the actual operating conditions. The intention of the facility evaluation is to understand where the facilities are in regards to functionality, and what the known and actual conditions of the facilities are. Having a good understanding about existing conditions allows us to determine what type and kind of recommendations are the best suited for your specific project. We use this analysis to recommend improvements, both in the immediate and long-term future.

To give you a better understanding of what to expect, some of the key items we evaluate are:

- Pool condition
- Deck & structures
- Features & amenities
- Water quality
- Water test log reviews
- Water loss potential
- ADA & VGB compliance
- Diving clearances
- Lighting levels
- Comparison with State and City standards
- Chemical systems
- Filter systems
- Recirculation systems
- Building condition
- Building systems
- Roofing systems
- HVAC systems
- Electrical systems
- Plumbing systems

Areas for Review Include:

- Analyze maintenance and repair history
- Assess conditions
- Review systems for code compliance

Main Goals of this Section:

Identification of:

- Deficiencies
- Improvements, including advantages and disadvantages to each
- Costs for improvements
- Prioritize improvements

© Copyright Waters Edge Aquatic Design





Operations Analysis - Phase 1

We will conduct an analysis of the operations of the existing facility. This allows us to look at how your facility is performing when the doors are open, identifying what areas are going well and areas that may need improvement or modification. Reviewing reports generated by available software and manual tracking systems, including financial and participation reports, operating plans or manuals, and interviewing staff are the primary methods for conducting this analysis. The final report will include the tracking and data logs created to show trends over time, and will be used as the justification method for projections.

The Market Analysis, in combination with all other steps, will be used to help understand what types and quantities of aquatic opportunities are realistic for your community, and will also inform projected revenues and expenditures in the feasibility study.

Key areas of evaluation include:

- Attendance/use
- Program statistics
- Revenue
- Expenses

Main Goals of this Section:

- Trending
- Identification of areas that could undergo modification to increase efficiencies

Market Analysis - Phase 1

There are a number of options for people to choose from in relation to how their water recreational needs are met. Knowing where those options are and what they consist of provides a basis of understanding for what the competition may be, and also where service gaps may exist. Benchmarking the facility against area facilities and participation statistics provides a basis for identifying areas that are both going well and what could improve at your facility. Studying how people are using services in the area and what their options are for participation will provide insight as to how your facility fits into the equation.

The Market Analysis, in combination with all other steps, will be used to help understand what types and quantities of aquatic opportunities are realistic for your community, and will also inform projected revenues and expenditures in the feasibility study.

The following areas will be analyzed to understand the market:

- Community characteristics and profile
- Inventory existing facilities, including location, size, components, rates, and cost recovery
- Identify influence of facilities in the service area on aquatics in the City

Main Goals of this Section:

- Service area identification and map
- Demographic & community profile
- Benchmarking
- Identifying primary and secondary service areas



Public Outreach - Phase 2

Gaining input from the public can be key to understanding the facility from the user's perspective, and to develop a plan that will be supported by the public. Input from the public is generally only as good as the awareness and understanding that the public has with respect to possibilities, constraints, and financial impact. All public input should begin with an educational component, and we can help produce promotional/informational media for use in educating the public about the project and the goals behind the project (***see Example Marketing Pieces***). Engaging a diverse makeup of the community, such as age and type of use, will provide a more well-rounded input process.

Along with attending and supporting public meetings, other promotional channels can also be useful. For those who cannot attend formal or in-person meetings, and for those who may not feel comfortable speaking in front of others, social media, emails, and online/in-person surveys allow for more input and feedback. Building community support and consensus is an integral part in planning for City services, including the direction and future of aquatics.

It is understood the soliciting feedback and engaging the public is an important element to a successful feasibly and visioning study. We will work with you to identify the specific schedule and methodology early in the study process to ensure the methods selected fit the goals of the study. Below is a list of options and possible strategies for public outreach and collecting input. The individual strategies can be selected in part or in whole, and new strategies added, once the study has begun and as the team generates goals and expected outcomes.

For the Ewert Pool Study, there are additional options to explore to replace the Ewert Pool that are not aquatic focused. There are several options to accommodate this, which will be explored early in the study process to determine which may be a strategy that best fits the needs and goals of the City.

Possible Methods:

- General public meetings (e.g. open house or town hall)
- Focus group meetings (e.g. special user groups, existing neighborhood and/or neighbors near a new location, potential partners, etc.)
- Civic group meetings (e.g. schools, senior center/services, Rotary, Kiwanis, etc.)
- Online survey
- Set up a booth at City event(s) and/or pool-side events during the outdoor pool season
- Project page on the City's website, social media engagement
- In-person feedback forms or contact cards
- Concept design workshop

Main Goals of this Section:

- Gain support
- Compilation of public feedback
- Identify needs & priorities

Example marketing pieces:

Developing marketing materials for the project can be beneficial in communicating with the public to educate, gain support and consensus. We have assisted communities with these efforts utilizing a variety of methods, such as through social media, website, printed materials, and computer generated concepts. We have the capability to create 3-D renderings, and is an option many communities have found helpful in building project support.

© Copyright Waters Edge Aquatic Design

Example Marketing Pieces

Developing marketing materials for the project can be beneficial in communicating with the public to educate, gain support and consensus. We have assisted communities with these efforts utilizing a variety of methods, such as through social media, website, printed materials, and computer generated concepts. We have the capability to create 3-D renderings, and is an option many communities have found helpful in building project support.

Example Social Media



Example Website



Example Flyer



Example Brochure



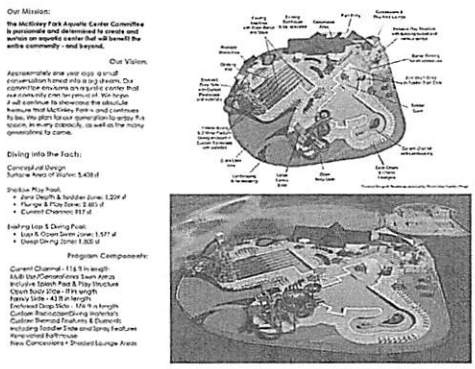

2-D Concept / 3-D Rendering / End-Product

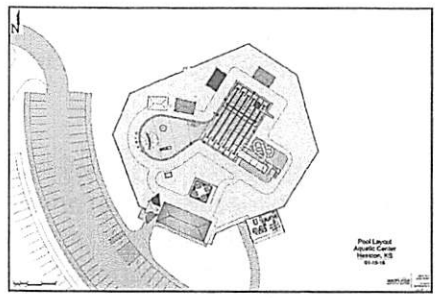













Facility Programming - Phase 2

From input received in the Public Outreach Task and from the project team, we will identify features, amenities, activities, and programs that the community has reported to need or desire. In addition to the study of desired features, studying the activities and programs in which the community participates will allow for further understanding of how people utilize aquatic facilities and/or how they may want to in the future. Tracking programs offered by facilities in your market area helps us understand demand and possible duplication of service. This feedback can be utilized to generate program recommendations so that efforts and resources are directed at programs that are deemed the most critical.

For Ewert Pool Study, an extra layer of consideration will be to analyze the programs against existing services at other existing pool locations within the City, and how those existing facilities may be able to accommodate additional programming opportunities if necessary.

Information gathered will inform subsequent tasks, such as facility sizing, concepts, and the projected revenues and expenditures per option.

When looking at programming and activities, we will be interested in asking these types of questions:

- What does the user want and need in their programming options and features?
- How satisfied are users with available facilities and programs?
- Where does the community fulfill their aquatics needs?
- What activities does the community want?

Main Goals of this Section:

- Identify existing and new programs
- Identification of high priority & lower priority programs and features
- Provide space requirements and locations for concepts

© Copyright Waters Edge Aquatic Design





Concept Design Options and Costs - Phase 2

The intent behind concept design is to get a strong understanding of what the site may include in regards to the explored options. To best offer viable and relevant concepts, we will first help City staff establish a complete list of the intended activities and uses of the facilities to then develop educated alternatives for concept designs. It is important to understand how users expect and want to use the space, to then be able to understand what needs and constraints may be present prior to creating layouts. Knowing ahead of time what activity may occur in the spaces will allow for a more efficient design process.

During the concept development process, we will be conducting a series of interactive meetings and workshops with the staff where we will graphically share our drawings, concept design images, thoughts, ideas, and receive feedback in return. It is a collaborative process in which we exercise our creativity and problem solving while involving the City and Committee's ideas, desires, and vision. After several iterations, the concepts will be further refined and narrowed to a handful of options.

Our mission will be to bring unique concepts, creating a final result that would best serve your community. We will continue to develop the concepts and provide diagrams, plans, sections, graphic representations, and narratives to reflect design objectives, space requirements, relationships, and site conditions. We present concepts by using perspective sketches and renderings, including computer modeling, to best demonstrate what the spaces look and feel like.

Building upon the previous steps, plans will be developed that reflect the future and enhanced use of the aquatics services. These plans will allow for the overall planning for future development and compare the options, utilizing both bubble diagrams to review site options and CAD drawings on final layouts to demonstrate components to scale. Each layout will be accompanied by opinion of probable costs that allow for comparisons between the options in regards to feasibility. If development cannot occur at one time, a capital development phasing program will accompany the plans if needed.

An example 2-D concept, 3-D rendering, and the final/complete project are available on the following page to demonstrate how our materials could be presented and a progression in imagery.

Main Goals of this Section:

- Color plan view drawings of the pool concept layouts
- A site layout showing major site features
- A layout showing the pool outline with all the features
- Bathhouse and filter building footprint
- Color images of all proposed features
- Opinion of probable costs
- A summary report of the concept planning work, including drawings, feature images, capital costs

Concept Planning/Design Workshop - Charette Option

A powerful strategy to consider is a planning workshop. Our workshop focuses on efficiently and effectively finding the correct plan for you. Not only can it speed up the process, but it can also create an environment where ideas from the community, and the consultants come together to create a unique plan that fits the community's desires. Instead of having meetings a week or more apart, we bring part of our office to you, and concentrate the concept planning meetings to a few days. Our team members remain and work during these few days, while the staff and committee is able to drop in periodically for workshop meetings and sessions. The goal is to create a concept plan based off feedback from everyone in the room, while continually refining these plans until we create the perfect plan tailored to you.

The key benefits include creative ideas that come from working collaboratively, and creation of community focused concepts. The concept plan can also be created in a relatively quick time period by focusing efforts and staying on task until complete. In addition, the workshop is conducted where the committee and public can observe, improving visibility and public consensus. A few successful projects that used this process are Sabetha, Kansas, Outdoor Aquatic Center, Dodge City, Kansas - Long Branch Lagoon & Shawnee, OK - Splash Waterpark.

Example 2-D Concept:

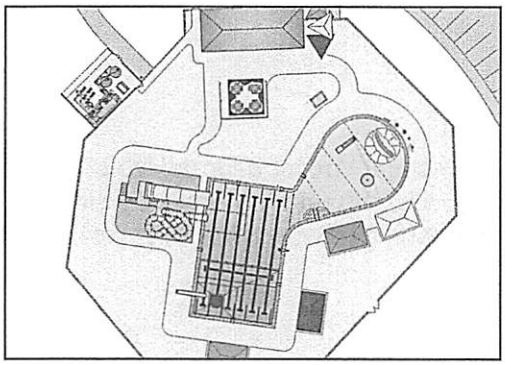

Example 3-D Rendering:



Completed Project:



© Copyright Waters Edge Aquatic Design

Preliminary Cost Estimates and Feasibility

Each concept produced will include projected costs and a financing structure for the capital project. Financing and cost information at this stage will be based on recently financed, bid, and constructed projects similar to the final concept, adjusted for your location and inflation.

Additionally, each concept produced will include projections for operating revenues and expenditures. The operating cost projections will show the corresponding income needed to balance operating costs, and will also include projections of cost recovery. We will use your local costs for wages, utilities, and chemicals as a part of our cost projections and your specific ticket and program pricing for our income projections. This will be in the form of a spreadsheet so we can quickly prepare multiple options for your review.

The projected capital costs, operating revenues, and expenditures will be analyzed together to determine the feasibility of each option. These quantitative points, along with narrative and the qualitative feedback received, will all be used to determine feasibility and ultimate recommendations.

Considerations to determine feasibility:

- Needs and goals are met
- Public support
- Capital costs and available funding
- Cost recovery
- Operational implications

Final Report & Recommendations - Phase 3

A final report will be prepared to recap the findings of the study and offer recommendations for determining the option(s) that best fit the needs of your community. Our recommendations will be based on the analysis of all areas identified in the Scope. In addition to the final report, the team will present study findings to the City.

The Final Written Report Will Include:

- Summary of scope and methodology
- Facility analysis report
- Operational and market analysis report
- Public outreach summary
- Options, concepts and costs, including projected revenue and expenditure
- Support photos, tables and data sets

5. REFERENCES

© Copyright Waters Edge Aquatic Design

Wichita, Kansas

waters edge AQUATIC DESIGN

Multi-Site Water Playground Conversions


Existing Boston Pool Location


Existing Edgemoor Pool Location

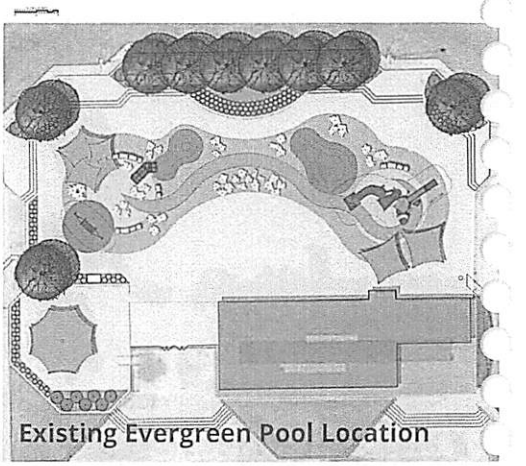
Existing Evergreen Pool Location



Boston Vignette

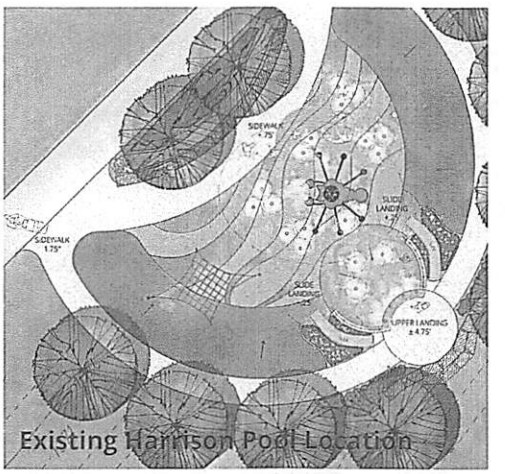
Existing Harrison Pool Location


Evergreen Vignette

Waters Edge Aquatic Design and Landworks Studio were commissioned by the City of Wichita to conduct a multi-site pool planning and improvements project, addressing an aged pool system with decreasing participation. This phased project includes the conversion of four swimming pools to water playgrounds, addition of 2 new water playgrounds, and renovating six swimming pools.

Offering unique and exciting water playgrounds was a central focus of this project. It was also critically important to integrate branding, interactivity, seating and shade, aesthetically appealing design, and operational efficiency.

This is an ongoing project, and as of May 2020, Phase 1 of development has bid. This phase includes three pool improvements and three water playgrounds. The budget for each water playground is $1 million.

Project Reference

For more information regarding this project, please contact:

Brian Hill
Watson Park/Aquatics Supervisor
(316) 529-9940

2010 *Aquatics International* Dream Design Award

waters edge AQUATIC DESIGN

Fort Dodge, Iowa
Oleson Park Spray Ground







Signature Aquatic Features

- Colored Concrete
- Benches for Seating
- Bubblers
- Sprays, Jets & Falling Water
- Interactive Play Feature
- Security Fencing & Lighting

Quick Facts

Cost: *$600,000*

Water Surface Area: *2,660 sf*

Project Completion: *Summer 2008*

The previous wading pool was in poor physical condition and lacked the modern play value for the neighborhood. To address the needs of the community, and as part of the City park master plan, a spray ground was chosen to replace the pool.

The existing bathhouse and some equipment was reused. Integrated into the space are seating benches along the perimeter, and a slightly raised edge to help control water loss from wind, directing water back to an under drain system.

To enhance the experience, three distinct areas are incorporated into the design, which are geared towards different age groups. The three areas are connected by a spiral pattern in the concrete. ADA access is incorporated throughout the park.

Project Reference

For more information regarding this project, please contact:

Lori Branderhorst, Parks & Recreation Director
City of Fort Dodge
(515) 576-7237

© Copyright Waters Edge Aquatic Design

Shawnee, Oklahoma
Shawnee Splash Waterpark








Signature Aquatic Features

- Zero-depth entry
- 1 and 3 meter diving
- Log roll
- 2 Climbing walls
- Current Channel
- Inter active play structure with dumping bucket
- Water bench with shade
- Underwater bench
- Body slide
- Family slide
- Spray ground

Waters Edge Engineers provided the city of Shawnee, OK, with a feasibility study of the existing WPA pool which was built in the 1930's. Like many communities, the leaders of Shawnee wanted to provide the citizens with a modern aquatic center, but do so as financially efficient as possible. Many options were studied, which ranged from simple renovations to complete replacement. The results of the study allowed the city to save portions of the bathhouse and the diving well structure, which allotted more of the budget to modern aquatic play features

Since the existing diving basin was too shallow for one-meter and three-meter diving, Waters Edge designers took an unusual approach to deepening the pool by raising the walls and surrounding the deck of the swimming pool. The end result is a very unique elevated diving well with a cascading water fall along the entire face of the pool.

Project Reference

For more information regarding this project, please contact:

James Bryce, Director of Operations
(405) 878-1529
jbryce@shawneeok.org

2016 *Aquatics International* Dream Design Award

waters edge
AQUATIC DESIGN











The facility also complements the surrounding park by providing a spray ground and concession area that can be utilized during events in the park, with a unique barrier fence approach. Including hosting swim meets as well as recreational activities.

The project also restored the appearance of the bathhouse closer to its original 1930's appearance. Which was important in keeping with part of the historical significance to the park.

The City was excited with Waters Edge ability to design a modern and unique park while still remaining to salvage the original history and enjoyment the park has brought, and continues to bring to Shawnee over the years.

Publications / Features

Aquatics International
Dream Design 2016 - July/August 2016

Quick Facts

Cost: *$3.7 Million*

Acreage: *2.74 acres*

Project Completion: *June 2015*

© Copyright Waters Edge Aquatic Design
























Additional References

waters edge AQUATIC DESIGN

We work very hard for our clients, which has resulted in a long list of strong references. We are particularly proud of these references, and therefore prefer to provide additional references to those listed with our project profiles.

City of Brookfield ***Brookfield, MO*** *Dana Tarpening, City Admin* *(660) 258-3377*	***Raytown Parks and Recreation*** ***Raytown, MO*** *Kevin Boji, Director* *(816) 358-4100*	***Westwood Family Aquatic Center*** ***Norman, OK*** *Jud Foster, Parks and Rec Director* *(405) 366-5472*
Long Branch Lagoon ***Dodge City, KS*** *Ray Slatterly, Director of Engineering* *(620) 225-8106*	***Blue Valley Recreation Indoor*** ***Overland Park, KS*** *Jim Hook, Facilities & Programming* *(913) 685-6000*	***The Falls Aquatic Center*** ***Cedar Falls, IA*** *Bruce Verink, Recreation Director* *(319) 273-8636*
Rock River Rapids ***Derby, KS*** *Darcie Parkhurt, Assistant Director* *(316) 788-3781*	***Kenwood Cove Study*** ***Salina, KS*** *Chris Cotten, Parks and Rec Director* *(785) 309-5765*	***Chillicothe Parks and Recreation*** ***Chillicothe, MO*** *Josh Norris, Director Parks & Rec* *(660) 646-8859*
City of Manhattan Parks & Rec ***Manhattan, KS*** *Eddie Eastes, Director* *(785) 587-2757*	***Gladstone Community Center*** ***Gladstone, MO*** *Justin Merkey, Director* *(816) 316-4883*	***Flat Rock Creek Community Pool*** ***Lenexa, KS*** *Logan Wagler, Deputy Park Super.* *(913) 477-7140*
Winterset Aquatic Center ***Winterset, IA*** *John Pletchette, Director P&R* *(515) 462-3258*	***Black Bob Bay*** ***Olathe, Kansas*** *Konni Knabe* *(913) 971-8600*	***Hummer Sports Park*** ***USD 501, Topeka, KS*** *Mike Godbout, Manager* *(785) 295-3756*
City of Sabetha ***Sabetha, KS*** *Doug Allen, City Administrator* *(785) 284-2158*	***Pawnee Plunge*** ***Columbus, NE*** *Doug Moore, Public Property Director, (515) 282-9622*	***Kansas City Parks & Recreation*** ***Kansas City, MO*** *Jordan Cline, KCParks Land. Arch.* *(816) 513-7563*

© Copyright Waters Edge Aquatic Design

6. TIMELINE

© Copyright Waters Edge Aquatic Design

Project Timeline

Our team has the capability and capacity to complete the project within our current workload. We have assembled a project team whose firms and staff members have completed numerous complex studies, aquatic centers and water parks over the years, and who have the necessary technical expertise. We have committed the resources to complete this project and have an extensive history of positive performance and service.

We will adopt a schedule beneficial to the project after consultation with the City and project team. A preliminary timeline is provided for the proposal and the identified scope. Specific dates for public meetings will be identified after contract award and project kickoff once the goals and objectives for the study are reviewed with the team.

We understand it is expected that the consultant may commence work on **July 7, 2020** and the final report is to be completed by **October 23, 2020.** We have provided a preliminary schedule by phase with individual tasks.

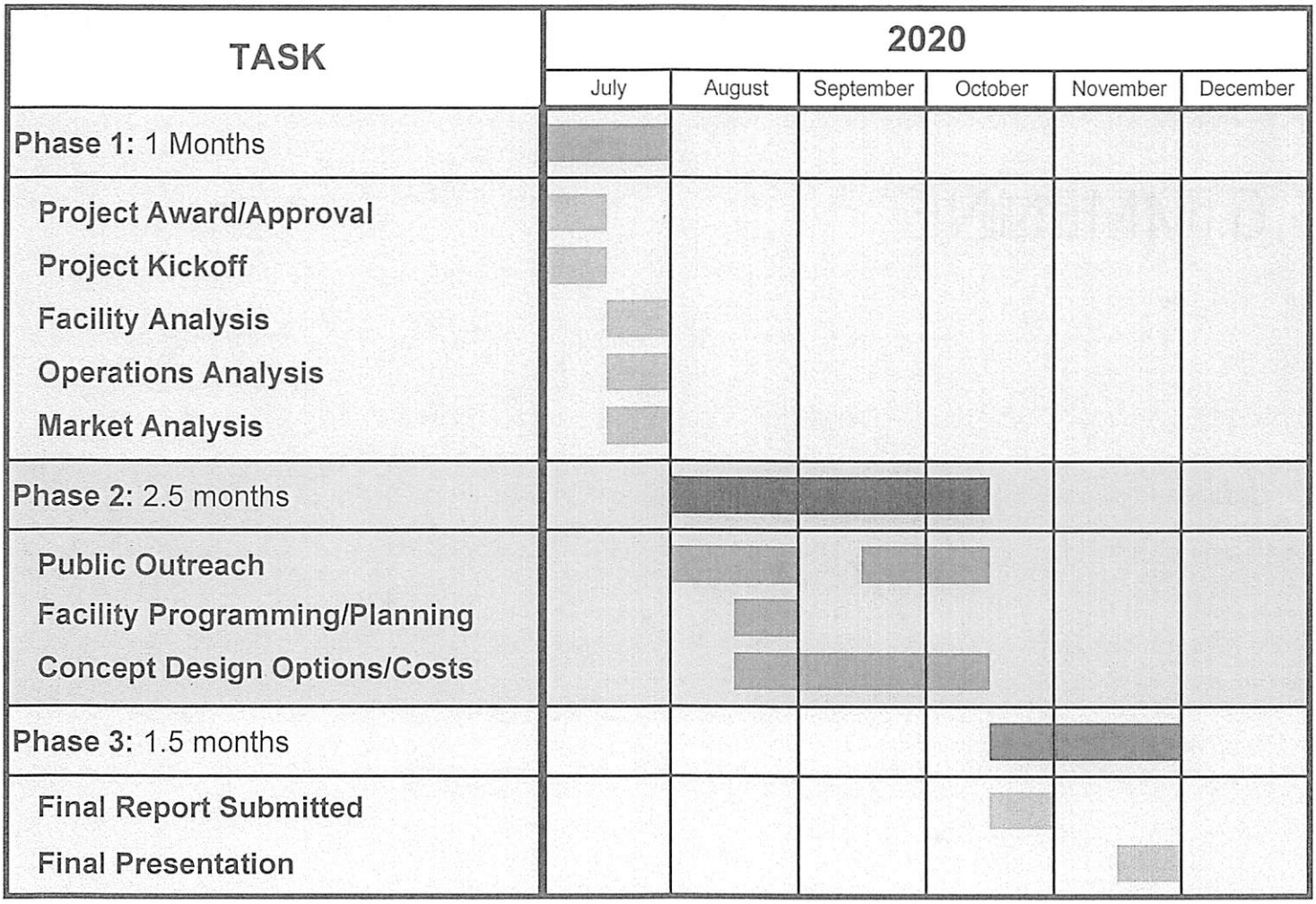

7. COST OF PROPOSAL

© Copyright Waters Edge Aquatic Design

Cost of Proposal

The fee structure was formulated based off of our understanding of the project, the scope and objectives listed in the RFP, and project assumptions. Our team is open to refining the scope and are flexible to our approach as project needs and goals are explored.

Below we have demonstrated what the lump sum estimates are per phase.

Project Cost Lump Sum (not to exceed): $29,500 *(excluding alternatives)*

ESTIMATES	
	Lump Sum
Phase 1: • Project award/approval • Project kickoff • Facility analysis • Operational analysis • Market analysis	$6,000
Phase 2: • Public outreach *(2 public meetings)* • Facility programming / planning • Concept design options and costs	$18,500
Phase 3: • Final report • Final presentation	$5,000
Total:	**$29,500**
Alternatives • 3-D rendering of final concept	$4,500

© Copyright Waters Edge Aquatic Design