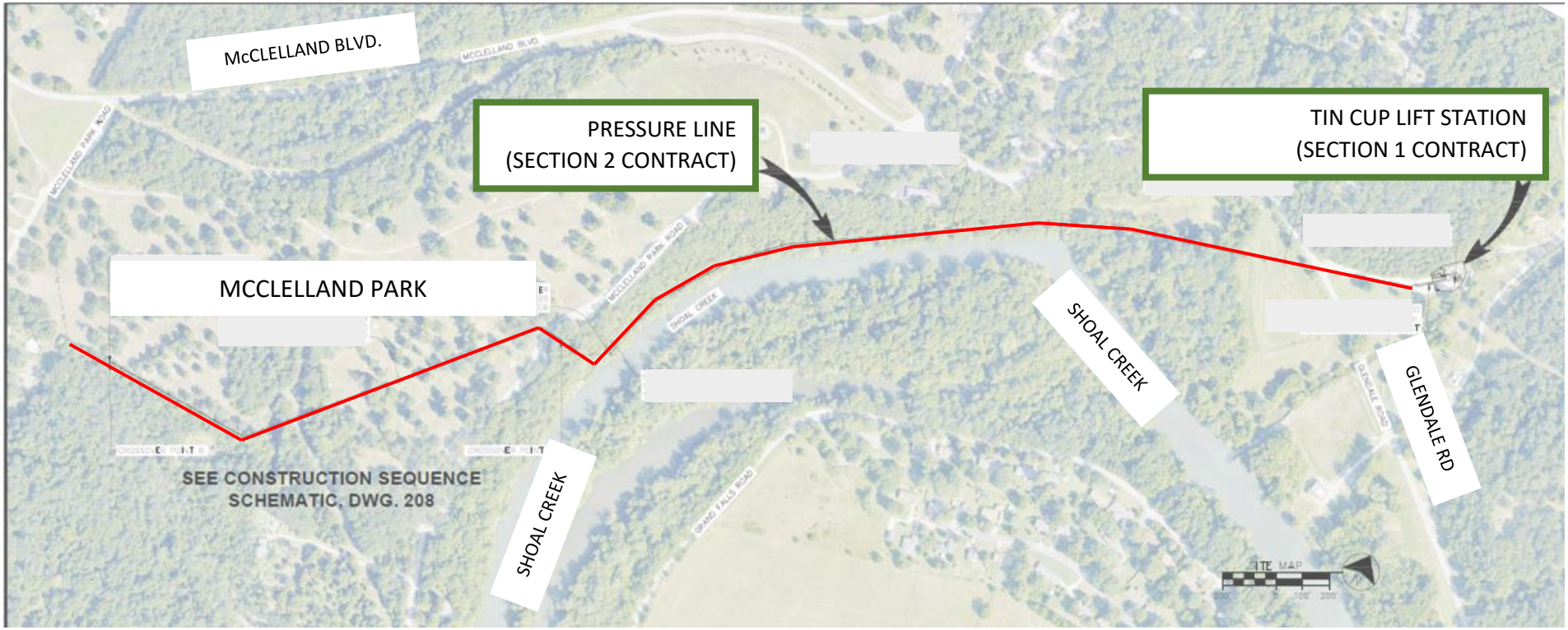

CB 2024-130 Exhibit Map –

Tin Cup Lift Station & Pressure Line Improvements - Section 1 Contract

Z:\JOPLIN MO\CITY OF JOPLIN\WASTEWATER\TIN CUP LS 2024 EXPANSION AND FORCE MAIN\DRAWINGS\4 SITE PLAN - PROPOSED SITE PLAN.DWG

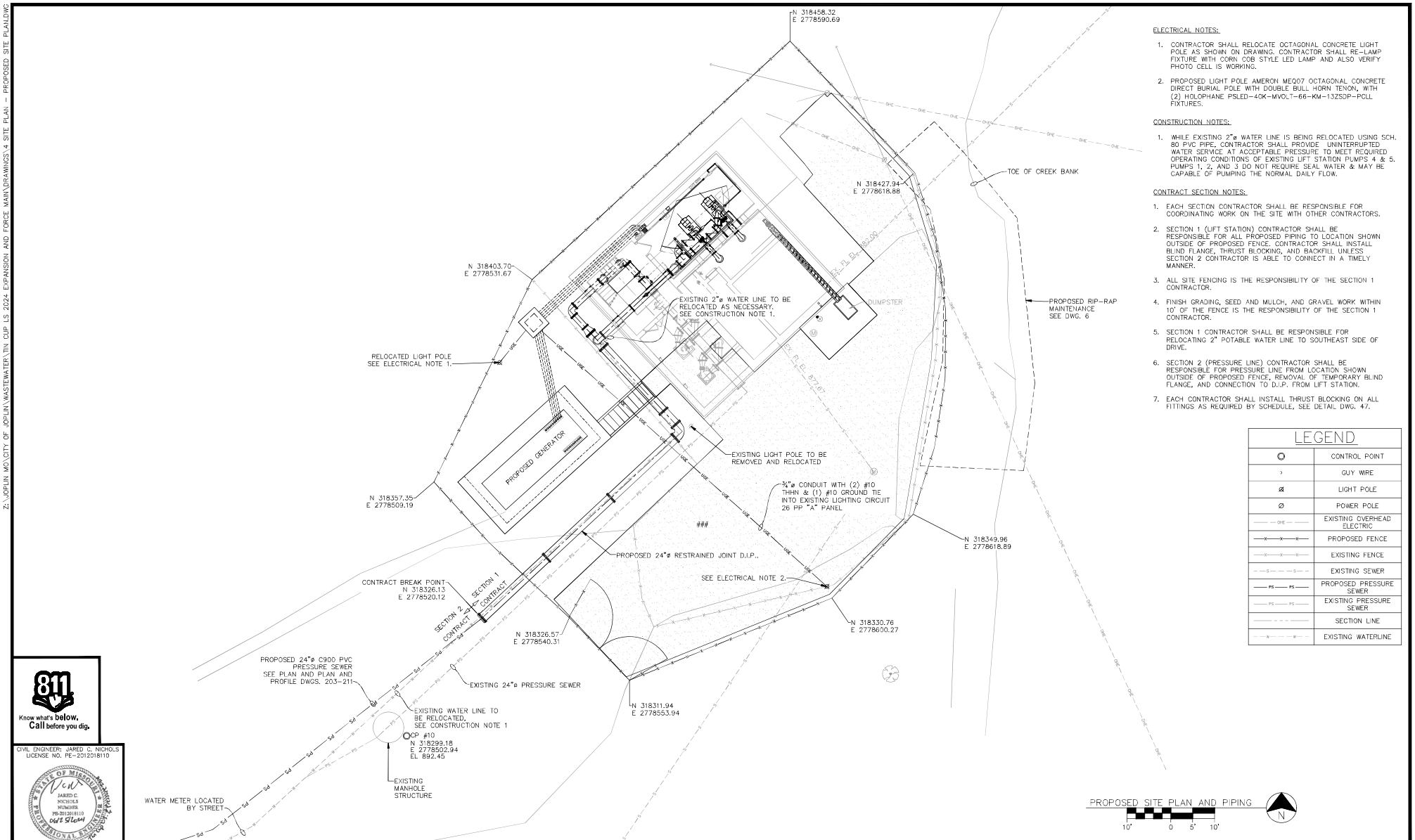

ELECTRICAL NOTES:

1. CONTRACTOR SHALL RELOCATE OCTAGONAL CONCRETE LIGHT POLE AS SHOWN ON DRAWING. CONTRACTOR SHALL RE-LAMP FIXTURE WITH CORN COB STYLE LED LAMP AND ALSO VERIFY PHOTO CELL IS WORKING.
2. PROPOSED LIGHT POLE AMERON ME007 OCTAGONAL CONCRETE DIRECT BURIAL POLE WITH DOUBLE BULL HORN TENON, WITH (2) HOLOPHANE PSLED-40K-MVOLT-66-KM-13ZSDP-PCLL FIXTURES.

CONSTRUCTION NOTES:

1. WHILE EXISTING 2"ø WATER LINE IS BEING RELOCATED USING SCH. 80 PVC PIPE, CONTRACTOR SHALL PROVIDE UNINTERRUPTED WATER SERVICE AT ACCEPTABLE PRESSURE TO MEET REQUIRED OPERATING CONDITIONS OF EXISTING LIFT STATION PUMPS 4 & 5. PUMPS 1, 2, AND 3 DO NOT REQUIRE SEAL WATER & MAY BE CAPABLE OF PUMPING THE NORMAL DAILY FLOW.

CONTRACT SECTION NOTES:

1. EACH SECTION CONTRACTOR SHALL BE RESPONSIBLE FOR COORDINATING WORK ON THE SITE WITH OTHER CONTRACTORS.
2. SECTION 1 (LIFT STATION) CONTRACTOR SHALL BE RESPONSIBLE FOR ALL PROPOSED PIPING TO LOCATION SHOWN OUTSIDE OF PROPOSED FENCE. CONTRACTOR SHALL INSTALL BLIND FLANGE, THRUST BLOCKING, AND BACKFILL UNLESS SECTION 2 CONTRACTOR IS ABLE TO CONNECT IN A TIMELY MANNER.
3. ALL SITE FENCING IS THE RESPONSIBILITY OF THE SECTION 1 CONTRACTOR.
4. FINISH GRADING, SEED AND MULCH, AND GRAVEL WORK WITHIN 10' OF THE FENCE IS THE RESPONSIBILITY OF THE SECTION 1 CONTRACTOR.
5. SECTION 1 CONTRACTOR SHALL BE RESPONSIBLE FOR RELOCATING 2" POTABLE WATER LINE TO SOUTHEAST SIDE OF DRIVE.
6. SECTION 2 (PRESSURE LINE) CONTRACTOR SHALL BE RESPONSIBLE FOR PRESSURE LINE FROM LOCATION SHOWN OUTSIDE OF PROPOSED FENCE, REMOVAL OF TEMPORARY BLIND FLANGE, AND CONNECTION TO D.I.P. FROM LIFT STATION.
7. EACH CONTRACTOR SHALL INSTALL THRUST BLOCKING ON ALL FITTINGS AS REQUIRED BY SCHEDULE, SEE DETAIL DWG. 47.

LEGEND

○	CONTROL POINT
›	GUY WIRE
⊠	LIGHT POLE
Ø	POWER POLE
—OHE—	EXISTING OVERHEAD ELECTRIC
—X—X—	PROPOSED FENCE
—X—X—	EXISTING FENCE
—S—S—	EXISTING SEWER
—PS—PS—	PROPOSED PRESSURE SEWER
—PS—PS—	EXISTING PRESSURE SEWER
	SECTION LINE
—W—W—	EXISTING WATERLINE

811 Know what's below. Call before you dig.

CIVIL ENGINEER: JARED C. NICHOLS
LICENSE NO. PE-2012018110

STATE OF MISSOURI — JARED C. NICHOLS — NUMBER PE-2012018110 — PROFESSIONAL ENGINEER

CITY OF Joplin

CITY OF JOPLIN, MISSOURI
DEPT OF PUBLIC WORKS
DIVISION OF ENGINEERING

ALLGEIER, MARTIN and ASSOCIATES, INC.
CONSULTING ENGINEERS and SURVEYORS
7231 EAST 24th STREET JOPLIN, MISSOURI 64804 (417) 680-7200

THIS DRAWING IS A DOCUMENT OF SERVICE AND IS THE PROPERTY OF ALLGEIER, MARTIN and ASSOCIATES, INC. THIS DOCUMENT SHALL NOT BE USED ON THIS OR OTHER PROJECTS WITHOUT THE WRITTEN CONSENT OF ALLGEIER, MARTIN and ASSOCIATES, INC.

CERTIFICATE OF AUTHORITY
MISSOURI NO. 000427

REV DATE:	REVISION:		
		DWN BY:	CSJ
		CKD BY:	JTB
		APD BY:	JCN
		DATE:	06/25/2024

TIN CUP LIFT STATION & PRESSURE LINE IMPROVEMENTS
SITE PLAN
PROPOSED SITE PLAN

DWG. NO. 4

Z:\JOPLIN MO\CITY OF JOPLIN\WASTEWATER\TIN CUP LS 2024 EXPANSION AND FORCE MAIN\DRAWINGS\16 PROPOSED SELF PRIMING PUMPS - SECTION.DWG

GENERAL NOTES:

A. SEE GENERAL NOTES ON 14.

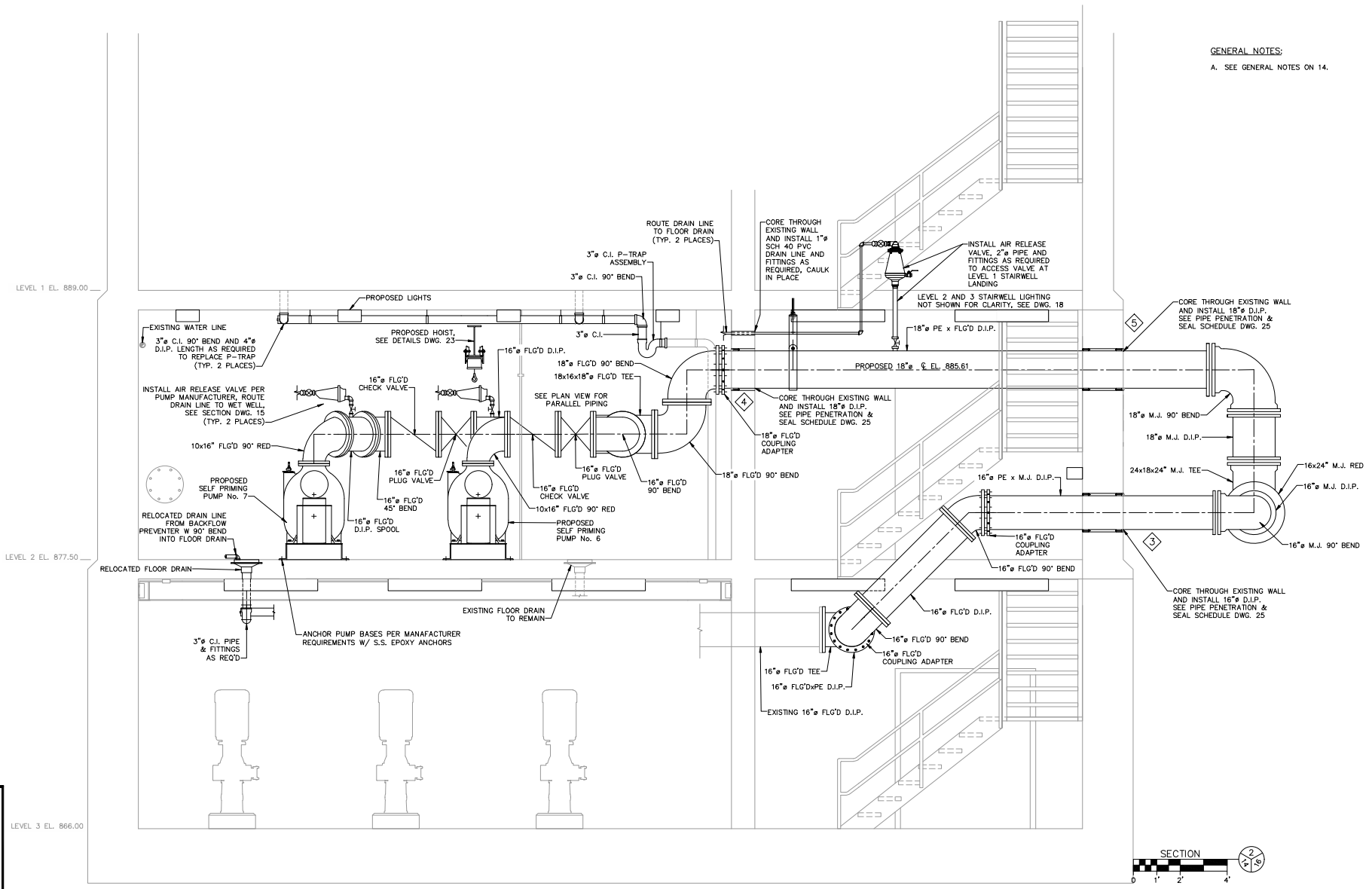

811 Know what's below. Call before you dig.

CIVIL ENGINEER: JARED C. NICHOLS
LICENSE NO. PE-2012018110

STATE OF MISSOURI
JARED C. NICHOLS
NUMBER
PE-2012018110
06/25/2024
PROFESSIONAL ENGINEER

CITY OF Joplin	CITY OF JOPLIN, MISSOURI DEPT OF PUBLIC WORKS DIVISION OF ENGINEERING	ALLGEIER, MARTIN and ASSOCIATES, INC. CONSULTING ENGINEERS and SURVEYORS 7231 EAST 24th STREET JOPLIN, MISSOURI 64804 (417) 680-7200	THIS DRAWING IS A DOCUMENT OF SERVICE AND IS THE PROPERTY OF ALLGEIER, MARTIN and ASSOCIATES, INC. THIS DOCUMENT SHALL NOT BE USED ON THIS OR OTHER PROJECTS WITHOUT THE WRITTEN CONSENT OF ALLGEIER, MARTIN and ASSOCIATES, INC. CERTIFICATE OF AUTHORITY MISSOURI NO. 000427	REV DATE:	REVISION:	DWN BY: CSJ CKD BY: JTB APD BY: JCN DATE: 06/25/2024	TIN CUP LIFT STATION & PRESSURE LINE IMPROVEMENTS PROPOSED SELF PRIMING PUMPS SECTION	DWG. NO. 16

Z:\JOPLIN MO\CITY OF JOPLIN\WASTEWATER\TIN CUP LS 2024 EXPANSION AND FORCE MAIN\DRAWINGS\20 PROPOSED SELF PRIMING PUMPS - ELECTRICAL SECTION.DWG

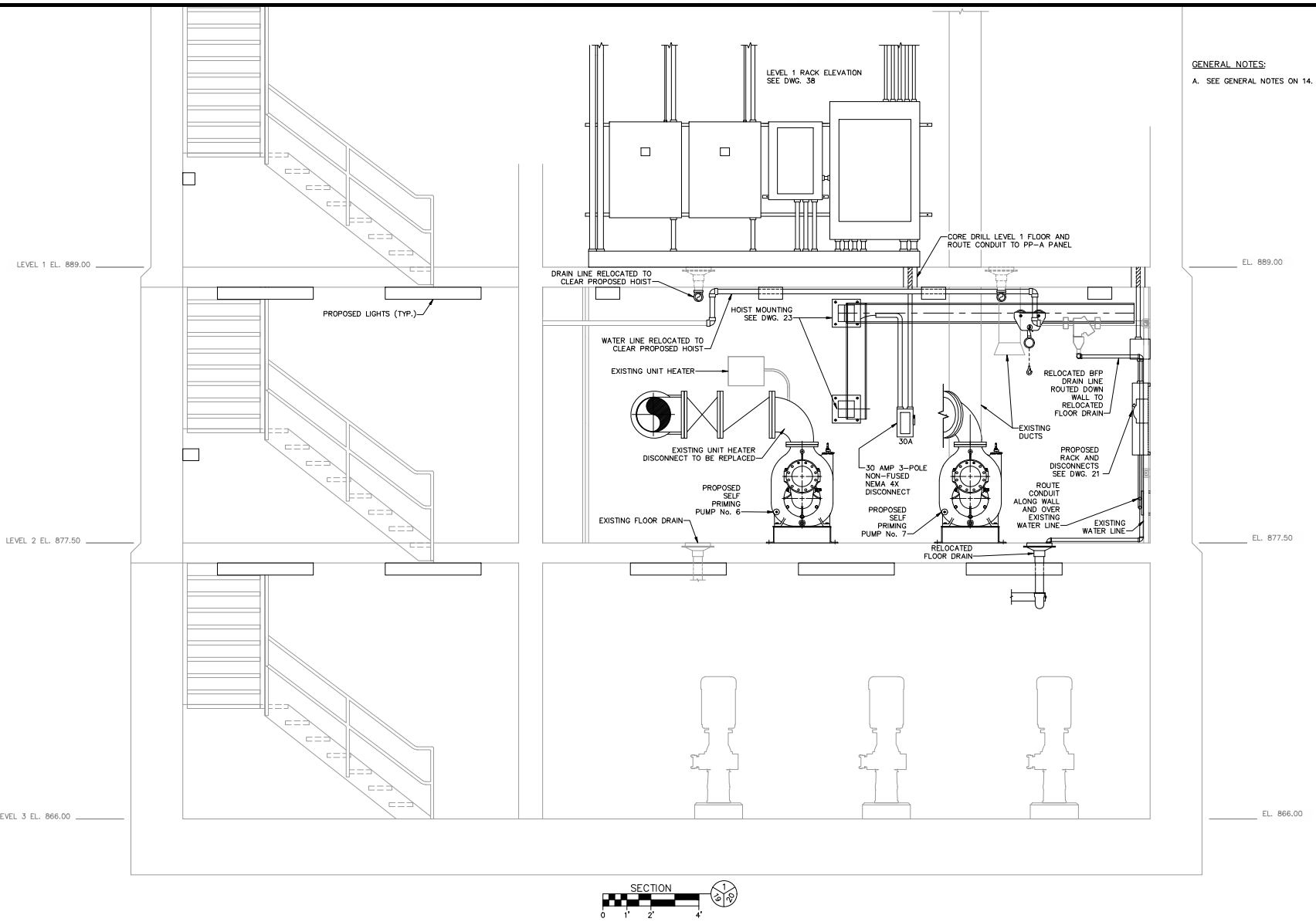

SECTION 1/20

0 1' 2' 4'

GENERAL NOTES:

A. SEE GENERAL NOTES ON 14.

811 Know what's below. Call before you dig.

CIVIL ENGINEER: JARED C. NICHOLS
LICENSE NO. PE-2012018110

STATE OF MISSOURI — JARED C. NICHOLS NUMBER PE-2012018110 — DATE SIGNED — PROFESSIONAL ENGINEER

CITY OF Joplin

CITY OF JOPLIN, MISSOURI
DEPT OF PUBLIC WORKS
DIVISION OF ENGINEERING

ALLGEIER, MARTIN and ASSOCIATES, INC.
CONSULTING ENGINEERS and SURVEYORS
7231 EAST 24th STREET JOPLIN, MISSOURI 64804 (417) 680-7200

THIS DRAWING IS A DOCUMENT OF SERVICE AND IS THE PROPERTY OF ALLGEIER, MARTIN and ASSOCIATES, INC. THIS DOCUMENT SHALL NOT BE USED ON THIS OR OTHER PROJECTS WITHOUT THE WRITTEN CONSENT OF ALLGEIER, MARTIN and ASSOCIATES, INC.

CERTIFICATE OF AUTHORITY
MISSOURI NO. 000427

REV DATE:	REVISION:		
		DWN BY:	CSJ
		CKD BY:	JTB
		APD BY:	JCN
		DATE:	06/25/2024

TIN CUP LIFT STATION & PRESSURE LINE IMPROVEMENTS
PROPOSED SELF PRIMING PUMPS
ELECTRICAL SECTION

DWG. NO. 20