# CITY OF JOPLIN

# FISCAL YEAR 2026 PROPOSED BUDGET

AUGUST 11, 2025

# FISCAL YEAR 2026 PROPOSED BUDGET

## WHAT IS A BUDGET?

- Policy Document
  - Directs revenue and spending according to all applicable Statutes and Ordinances
- Financial Plan
  - Seeks to allocate resources to meet the needs of the Community
- Operations Guide
  - Aligns operational efforts to support City Council's goals
- Communication Device
  - Provides transparency into how resources will be utilized

# FISCAL YEAR 2026 PROPOSED BUDGET

## WHAT ARE THE BENEFITS OF THE ANNUAL BUDGET PROCESS?

- Presents an opportunity to reflect on organization and our accomplishments
- Provides insight into the direction of City Organization and Community as a whole
- Serves as an instrument to implement the City's vision and goals
- Describes the organization's priorities and key initiatives for the upcoming year
- Provides public awareness of how funding will be utilized

# FISCAL YEAR 2026 PROPOSED BUDGET

## FINANCIAL STORY OF 2025

- While sales tax increased from 2023 to 2024, current collections indicate there will be no increase in collections from 2024 to 2025
- Projecting 2025 Use Tax Collections will increase from 2024 actuals by 5%
- Anticipate an increase from 2024 to 2025 of approximately 12% in Marijuana Additional Sales Tax
- Interest Income is projected to decrease in 2025 from 2024 by over 18%, as cash balances and interest rates decrease
- 2025 Budget driven by American Rescue Plan Act (ARPA) and Bipartisan Infrastructure Law (BIL) Grants and related Capital Projects

# FISCAL YEAR 2026 PROPOSED BUDGET

- **ECONOMIC OUTLOOK**
  - 2026 Economic Outlook is best described as "uncertain"
  - Inflation is anticipated to further ease in 2026, but impact of pending tariff's are contributing to uncertainty
  - Job Market has cooled and Unemployment is rising
  - It is unknown when, or if, Fed will consider any interest rate cuts the remainder of 2025 and into 2026
  - Most government agencies are predicting no increase or a decrease in sales tax collections in 2026

# FISCAL YEAR 2026 PROPOSED BUDGET

- **IMPACT OF ECONOMIC OUTLOOK ON 2026 PROPOSED BUDGET**

***TOTAL BUDGET:***

- Total Overall Budget Revenue Decrease of 17.5% from Fiscal Year 2025 Adopted Budget, partially attributed to a 62% Decrease in Grant Revenue
- Decrease in total overall Budgeted Expenditures of over 10% from Fiscal Year 2025 Adopted Budget, mostly attributed to Grant Projects and Capital Outlay
- Decrease in overall Capital Expenditures of nearly 23% over Fiscal Year 2025 Adopted Budget, partially attributed to Grant Projects and other Capital Projects

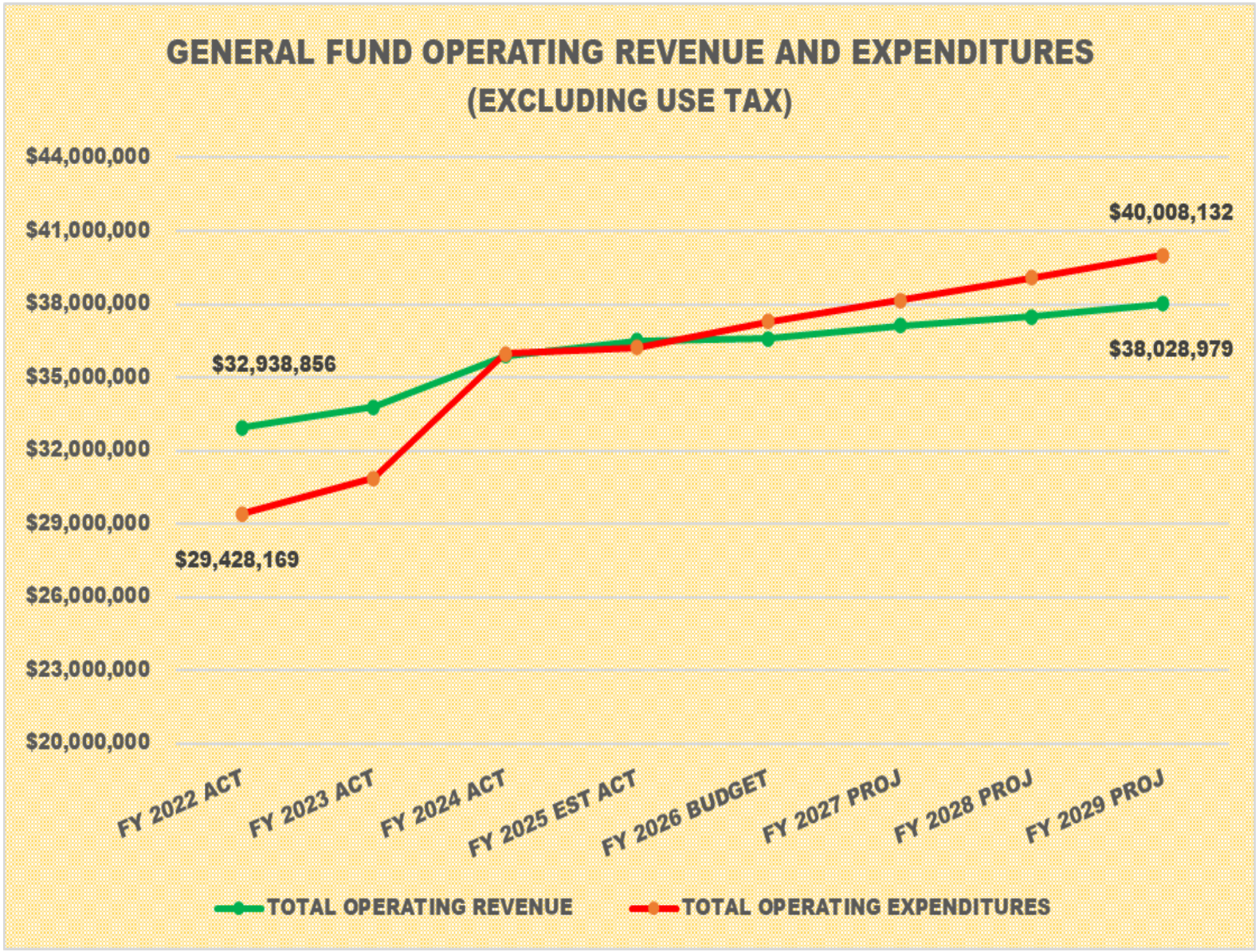


# FISCAL YEAR 2026 PROPOSED BUDGET

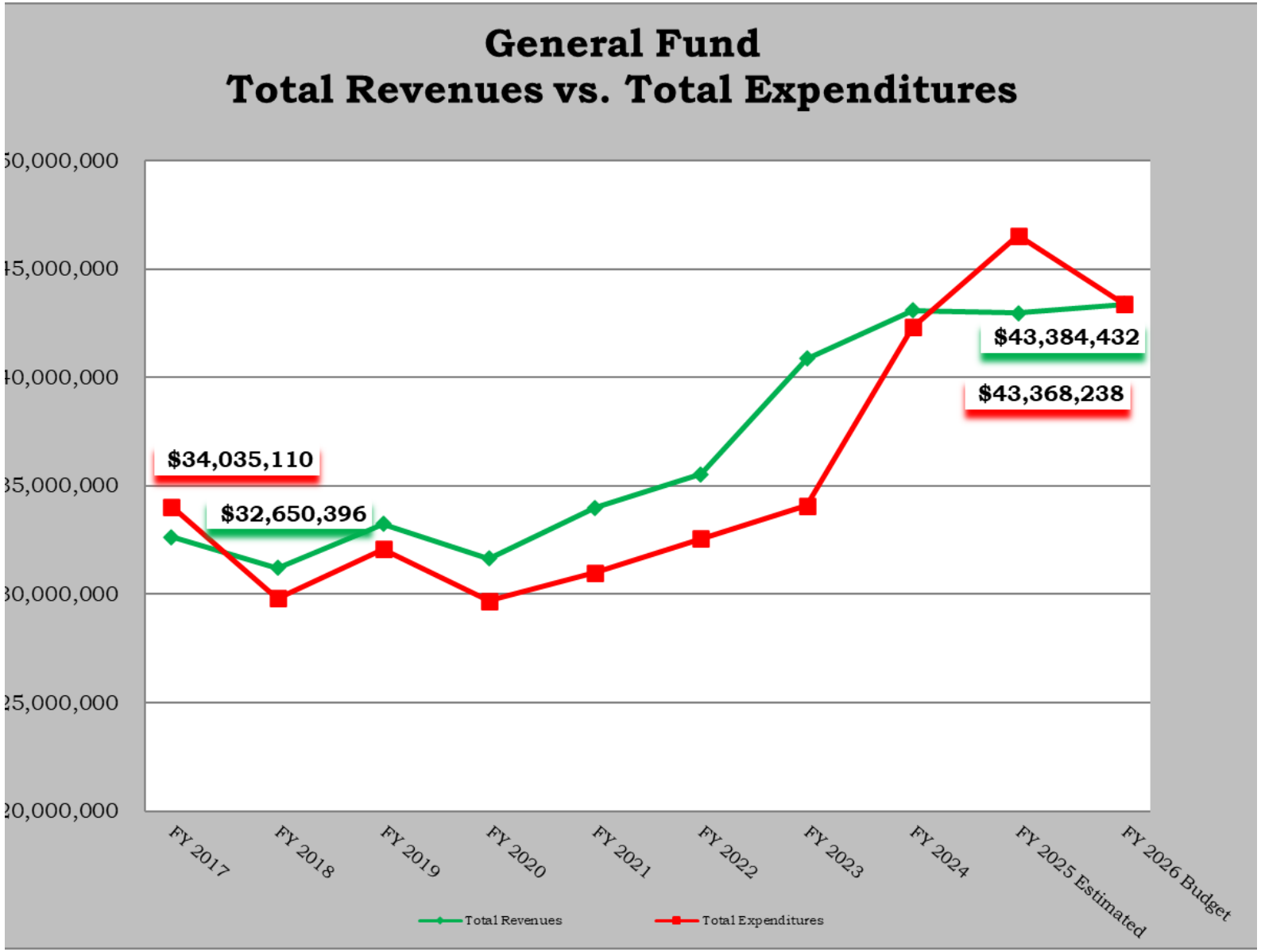


# FISCAL YEAR 2026 PROPOSED BUDGET

# FISCAL YEAR 2026 PROPOSED BUDGET

## GENERAL FUND INFORMATION

FY 2026 BUDGET GENERAL FUND REVENUES

| GENERAL FUND REVENUE | FY 2024 ACTUAL | FY 2025 ESTIMATED | FY 2026 BUDGET | PROPOSED CHANGE AMOUNT | % |
|---|---|---|---|---|---|
| Sales Tax | $ 18,057,069 | $ 18,050,000 | $ 18,050,000 | $ - | 0.0% |
| Use Tax | $ 2,131,367 | $ 2,237,935 | $ 2,305,075 | $ 67,140 | 3.0% |
| Marijuana Addtl Sales Tax | $ 745,318 | $ 836,730 | $ 861,830 | $ 25,100 | 3.0% |
| Franchise & Other Taxes | $ 7,300,152 | $ 8,120,000 | $ 7,461,350 | $ (658,650) | -8.1% |
| Licenses & Permits | $ 2,767,136 | $ 2,197,590 | $ 2,204,500 | $ 6,910 | 0.3% |
| Fines & Forfeitures | $ 866,867 | $ 856,600 | $ 857,100 | $ 500 | 0.1% |
| Charges & User Fees | $ 462,772 | $ 353,664 | $ 349,184 | $ (4,480) | -1.3% |
| Other Income & Donations | $ 4,397,188 | $ 3,430,381 | $ 3,128,500 | $ (301,881) | -8.8% |
| Grants | $ 1,066,328 | $ 1,140,190 | $ 1,737,740 | $ 597,550 | 52.4% |
| Transfers In | $ 5,282,206 | $ 5,747,512 | $ 6,429,153 | $ 681,641 | 11.9% |
| | | | | | |
| Total General Fund Revenue | $ 43,076,403 | $ 42,970,602 | $ 43,384,432 | $ 413,830 | 1.0% |

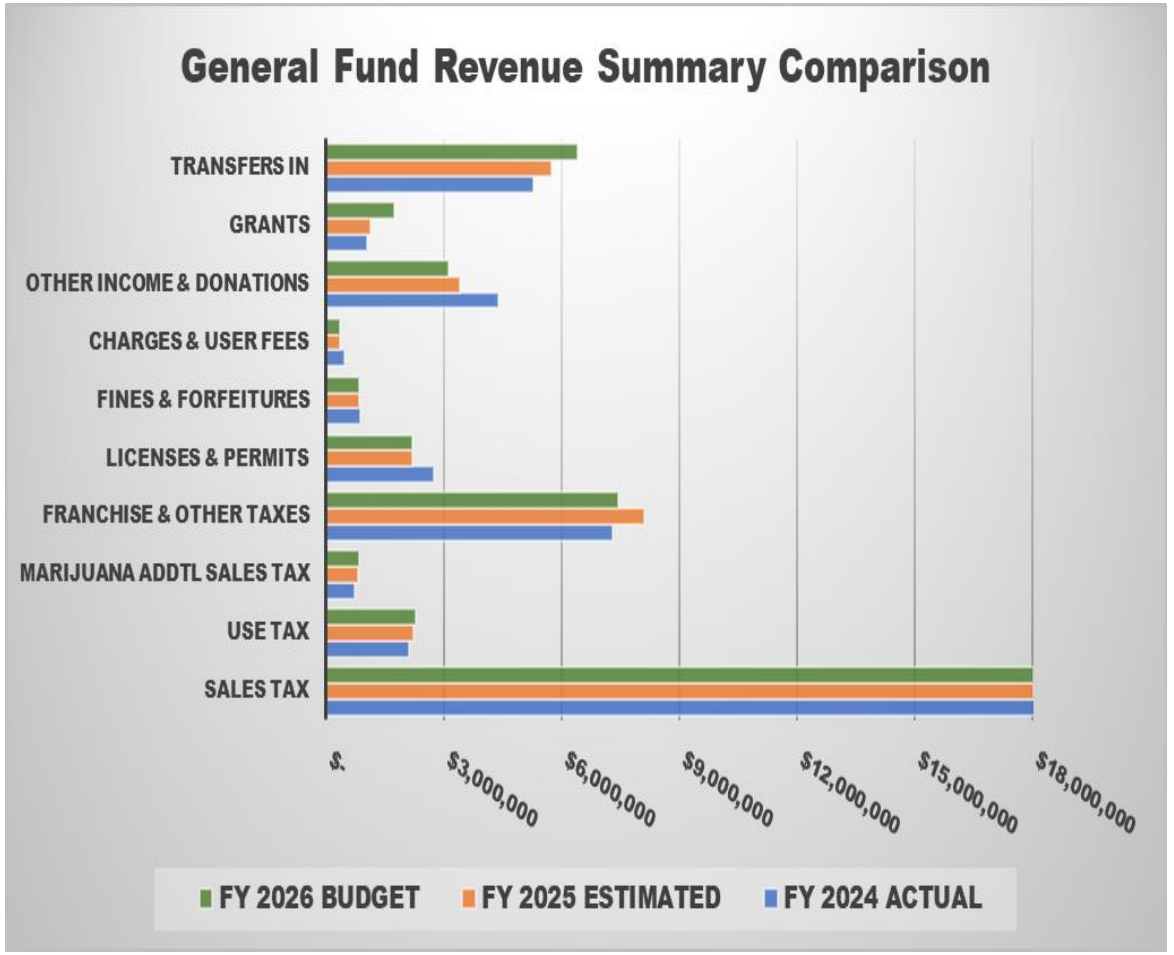

# FISCAL YEAR 2026 PROPOSED BUDGET

## GENERAL FUND INFORMATION

FY 2026 BUDGET GENERAL FUND EXPENDITURES BY DEPARTMENT

| DEPARTMENT | FY 2024 ACTUAL | FY 2025 ESTIMATED | FY 2026 BUDGET | ACTUAL CHANGE AMOUNT | ACTUAL CHANGE % |
|---|---|---|---|---|---|
| City Council | $ 498,044 | $ 486,987 | $ 197,125 | $ (289,862) | -59.5% |
| City Manager | $ 1,774,128 | $ 2,334,102 | $ 1,543,298 | $ (790,804) | -33.9% |
| Communications | $ 845,416 | $ 766,021 | $ 1,050,206 | $ 284,185 | 37.1% |
| City Clerk | $ 234,639 | $ 235,783 | $ 297,729 | $ 61,946 | 26.3% |
| Legal Services | $ 757,264 | $ 845,414 | $ 895,064 | $ 49,650 | 5.9% |
| Human Resources | $ 639,826 | $ 622,824 | $ 654,906 | $ 32,082 | 5.2% |
| Building Regulations | $ 1,008,340 | $ 895,644 | $ 912,648 | $ 17,004 | 1.9% |
| Finance | $ 1,371,134 | $ 1,438,364 | $ 1,390,447 | $ (47,917) | -3.3% |
| Information Technology | $ 2,426,761 | $ 2,751,082 | $ 2,926,101 | $ 175,019 | 6.4% |
| Municipal Court | $ 826,338 | $ 903,135 | $ 949,092 | $ 45,957 | 5.1% |
| Public Works | $ 2,152,172 | $ 2,821,492 | $ 2,504,534 | $ (316,958) | -11.2% |
| Police | $ 11,273,258 | $ 12,593,685 | $ 11,670,339 | $ (923,346) | -7.3% |
| Fire | $ 9,855,401 | $ 10,571,025 | $ 8,079,898 | $ (2,491,127) | -23.6% |
| Cemetery (Parks) | $ 542,148 | $ 669,823 | $ 711,308 | $ 41,485 | 6.2% |
| Emergency Mgmt | $ 247,986 | $ 353,382 | $ 368,172 | $ 14,790 | 4.2% |
| Neighborhood Improvement | $ 787,558 | $ 1,142,611 | $ 2,206,990 | $ 1,064,379 | 93.2% |
| Transfers Out | $ 7,084,986 | $ 7,104,779 | $ 7,010,381 | $ (94,398) | -1.3% |
| | | | | | |
| Total General Fund Expenditures | $ 42,325,399 | $ 46,536,153 | $ 43,368,238 | $ (3,167,915) | -6.8% |

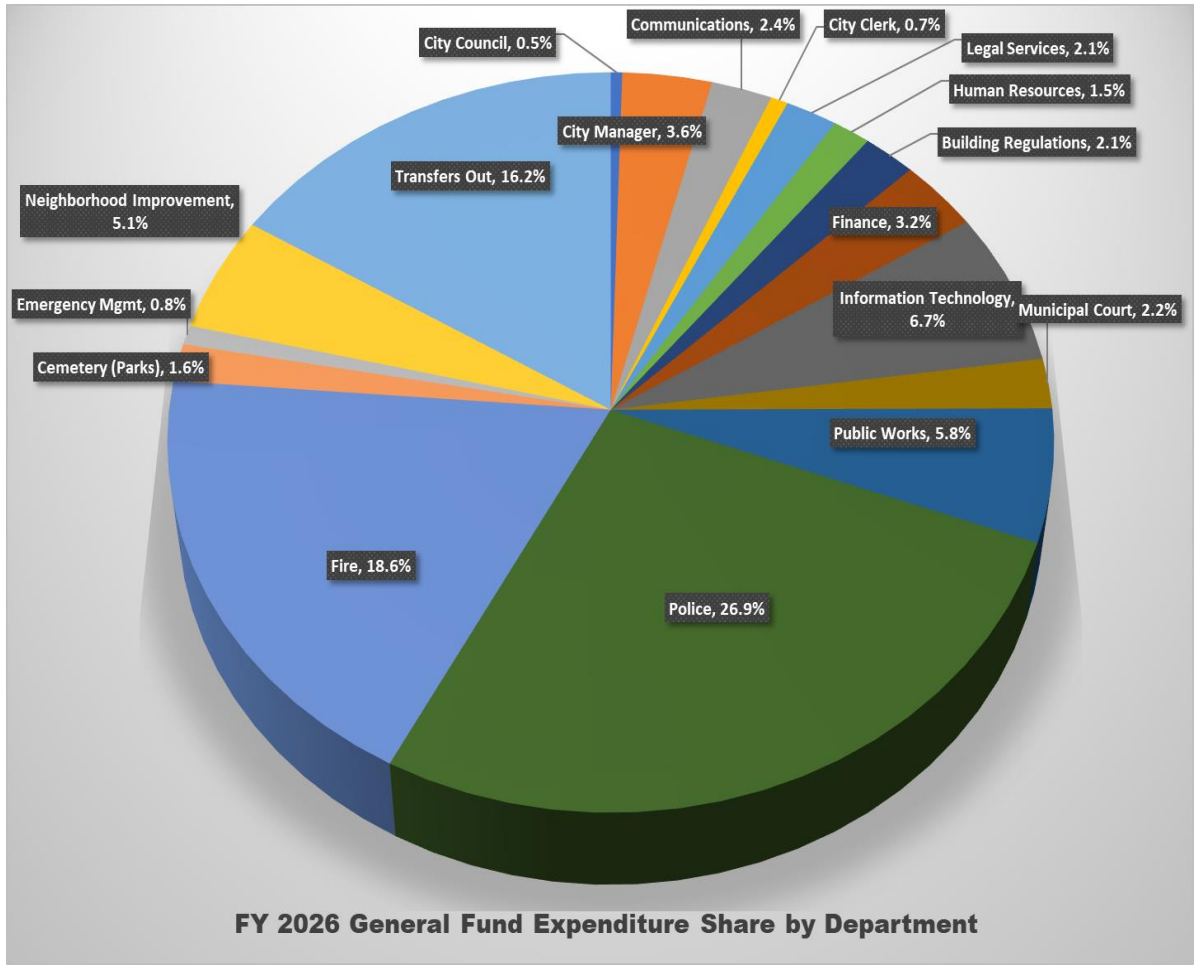

# FISCAL YEAR 2026 PROPOSED BUDGET

- **HIGHLIGHTED FISCAL YEAR 2025 KEY ACCOMPLISHMENTS**
  - ***Complete by October 31, 2025***

- Update of Existing Compensation Study (Presented during September Budget Work Sessions)
- Online Building Permit Options
- Update & Improve the Communication of Financial Information through a Popular Annual Financial Report (PAFR)
- Coordinate & Finalize the final step of the Transition of the Vested Tier II Police & Fire Employees
- Implementation of Police Department Co-Responder Unit of Social Workers to assist with various societal issues
- Improve & Update Fire Special Operations Programs: Swift Water, Confined Space, and Haz-Mat

# FISCAL YEAR 2026 PROPOSED BUDGET

- **HIGHLIGHTED FISCAL YEAR 2025 KEY ACCOMPLISHMENTS**
  - ***Complete by October 31, 2025***

- Upgrade City Hall CCTV/Security Camera Server
- Update Cemetery Information Stations, Bridge & Picnic Tables
- Enforcement of Property Maintenance Code
- Implementation of Downtown Police Bicycle Patrols
- Develop and Adopt MOU's with neighboring Health Departments to provide mutual aid assistance
- Conduct an Independent Department Review of Public Works

# FISCAL YEAR 2026 PROPOSED BUDGET

- **SUMMARY OF FISCAL YEAR 2026 PROPOSED BUDGET**
  - Overview of Budget Goals
  - Summary of new Budget Process
  - FY 2025 Key Initiatives continuing into FY 2026
  - Financial Summary and Plan

# FISCAL YEAR 2026 PROPOSED BUDGET

- **OVERALL FISCAL YEAR 2026 BUDGET GOALS**

➢ Basis for this year's budget development was built on three key goals:

- ❑ Alignment of Resources to City Council Vision and Goals
- ❑ Implementation of Action Plans as prioritized
- ❑ 2026 Key Initiatives

# FISCAL YEAR 2026 PROPOSED BUDGET

- **SUMMARY OF UPDATED BUDGET PROCESS**

- After development of Base Budget to provide Current Services, remaining available funding was identified
- Available funding was then aligned with Council Goals, Key Initiatives and the following Budget Priorities:
  - Wage Improvements: Step Increase on Anniversary Date and 2% COLA on November 1
  - Replacement and Maintenance of Existing Equipment and Assets
  - New Costs and Services
- Budget developed through collaboration of Management Team

# FISCAL YEAR 2026 PROPOSED BUDGET

- **BENEFITS OF UPDATED BUDGET PROCESS**

- Receive Budget Feedback from City Council prior to beginning budget process to allow for inclusion from identified available resources
- While there's never enough resources to provide all the new services and improvements desired, the updated process truly aligns the priorities with available resources
- "One City, One Budget"
- Increases accountability and transparency in budget planning and decisions
- Maximizes resources among departments and funding sources
- Helps create project and goal alignment across the City rather than by Department

# FISCAL YEAR 2026 PROPOSED BUDGET

- **HIGHLIGHTED FISCAL YEAR 2025 KEY ACCOMPLISHMENTS**
  - ***Continuing into Fiscal Year 2026:***

- Further Develop and Implement Action Plans
- Charter Review Process
- Online Business License Option
- Asset Management System
- Implementation of ARPA and BIL Grant Funded Projects
- Independent Department Review of Health Department
- Complete Parks/Stormwater Sales Tax and Capital Improvement Sales Tax scheduled projects

# FISCAL YEAR 2026 PROPOSED BUDGET

- **TOTAL BUDGET INFORMATION**

## FY 2026 POSITIONS BY FUND SUMMARY

| FUND TYPE | FY 2024 ACTUAL | FY 2025 ACTUAL | FY 2026 BUDGET | ACTUAL CHANGE |
|---|---|---|---|---|
| General Fund | 265.40 | 276.78 | 280.78 | 4.00 |
| Special Revenue Funds | 243.00 | 257.70 | 260.70 | 3.00 |
| Enterprise Funds | 77.25 | 76.25 | 78.25 | 2.00 |
| Internal Service Funds | 26.80 | 26.80 | 26.80 | - |
| | | | | |
| Total Positions by Fund | 612.45 | 637.53 | 646.53 | 9.00 |

FTE Changes:

General Fund: Add an Assistant IT Director; an Evidence Technician; and (2) Neighborhood Improvement Officers

Special Revenue Funds: Add an Equipment Operator and (2) Laborer II's to TST

Enterprise Funds: Add a Utility Locator and a Wastewater Biosolids Supervisor

# FISCAL YEAR 2026 PROPOSED BUDGET

- **CONTINUATION OF WAGE IMPROVEMENTS**
  - City has been working over the last several years to make wage improvements with available resources
  - These improvements have been funded through increased sales tax revenue being driven by inflation and budget prioritization
  - Budget includes step increases on anniversary date for city employees and a 2% COLA on November 1, 2025

# FISCAL YEAR 2026 PROPOSED BUDGET

## TOTAL BUDGET INFORMATION

FY 2026 OVERALL BUDGET SUMMARY

| Fund Type | FY 2026 Total Revenue | FY 2026 Operational Expenditures | FY 2026 Capital Expenditures | FY 2026 Transfers Out | FY 2026 Total Expenditures |
|---|---|---|---|---|---|
| General Fund | $ 43,384,432 | $ 34,015,635 | $ 2,342,222 | $ 7,010,381 | $ 43,368,238 |
| Special Revenue Funds | $ 76,064,678 | $ 46,888,075 | $ 47,656,156 | $ 7,950,973 | $ 102,495,204 |
| Capital Project Funds | $ 4,520,000 | $ 1,065,000 | $ 3,475,000 | $ - | $ 4,540,000 |
| Enterprise Funds | $ 26,797,900 | $ 23,980,217 | $ - | $ 2,018,479 | $ 25,998,696 |
| Internal Service Funds | $ 16,802,370 | $ 14,810,644 | $ - | $ 187,719 | $ 14,998,363 |
| | | | | | |
| Total Funds | $ 167,569,380 | $ 120,759,571 | $ 53,473,378 | $ 17,167,552 | $ 191,400,501 |

FY 2026 BUDGET SPECIAL REVENUE FUND SUMMARY

| FUND | FY 2026 Total Revenue | FY 2026 Operational Expenditures | FY 2026 Capital Expenditures | FY 2026 Transfers Out | FY 2026 Total Expenditures |
|---|---|---|---|---|---|
| 1/2-Cent Pension | $ 10,177,538 | $ 10,027,538 | $ - | $ 150,000 | $ 10,177,538 |
| Public Safety | $ 10,179,538 | $ 7,533,299 | $ 627,198 | $ 2,091,669 | $ 10,252,166 |
| CVB Fund | $ 1,751,948 | $ 1,609,774 | $ 35,025 | $ 77,596 | $ 1,722,395 |
| Health Fund | $ 3,306,112 | $ 3,169,329 | $ 48,400 | $ 81,173 | $ 3,298,902 |
| Parks Fund | $ 5,442,900 | $ 4,422,284 | $ 926,240 | $ 157,742 | $ 5,506,266 |
| Solid Waste Fund | $ 3,561,800 | $ 3,445,184 | $ 94,850 | $ 66,201 | $ 3,606,235 |
| Parks/Stormwater Sales Tax | $ 9,945,755 | $ 1,476,422 | $ 15,167,487 | $ 747,695 | $ 17,391,604 |
| Transportation Sales Tax | $ 16,311,300 | $ 9,696,007 | $ 4,821,906 | $ 3,957,389 | $ 18,475,302 |
| Capital Improvement Sales Tax | $ 10,133,153 | $ 309,607 | $ 25,895,000 | $ 605,555 | $ 26,810,162 |
| Community Planning | $ 3,874,725 | $ 3,818,722 | $ 40,050 | $ 15,953 | $ 3,874,725 |
| American Rescue Plan Act | $ 1,379,909 | $ 1,379,909 | $ - | $ - | $ 1,379,909 |
| | | | | | |
| Total Special Revenue Funds | $ 76,064,678 | $ 46,888,075 | $ 47,656,156 | $ 7,950,973 | $ 102,495,204 |

# FISCAL YEAR 2026 PROPOSED BUDGET

## TOTAL BUDGET INFORMATION

FY 2026 BUDGET CAPITAL PROJECTS FUND SUMMARY

| FUND | FY 2026 Total Revenue | FY 2026 Operational Expenditures | FY 2026 Capital Expenditures | FY 2026 Transfers Out | FY 2026 Total Expenditures |
|---|---|---|---|---|---|
| Infrastructure | $ 4,460,000 | $ 1,000,000 | $ 3,475,000 | $ - | $ 4,475,000 |
| Revolving Public Improvements | $ 60,000 | $ 65,000 | $ - | $ - | $ 65,000 |
| | | | | | |
| Total Capital Projects Funds | $ 4,520,000 | $ 1,065,000 | $ 3,475,000 | $ - | $ 4,540,000 |

FY 2026 BUDGET ENTERPRISE FUND SUMMARY

| FUND | FY 2026 Total Revenue | FY 2026 Operational Expenditures | FY 2026 Capital Expenditures | FY 2026 Transfers Out | FY 2026 Total Expenditures |
|---|---|---|---|---|---|
| Airport | $ 2,259,200 | $ 5,367,492 | $ - | $ 221,777 | $ 5,589,269 |
| Golf Course | $ 1,453,700 | $ 1,315,816 | $ - | $ 52,119 | $ 1,367,935 |
| Sanitary Sewer | $ 23,085,000 | $ 17,296,909 | $ - | $ 1,744,583 | $ 19,041,492 |
| | | | | | |
| Total Enterprises Funds | $ 26,797,900 | $ 23,980,217 | $ - | $ 2,018,479 | $ 25,998,696 |

FY 2026 BUDGET INTERNAL SERVICE FUND SUMMARY

| FUND | FY 2026 Total Revenue | FY 2026 Operational Expenditures | FY 2026 Capital Expenditures | FY 2026 Transfers Out | FY 2026 Total Expenditures |
|---|---|---|---|---|---|
| Central Garage | $ 2,005,050 | $ 1,949,886 | $ - | $ 60,254 | $ 2,010,140 |
| Health Self-Insurance | $ 8,565,524 | $ 7,399,550 | $ - | $ - | $ 7,399,550 |
| Worker's Compensation | $ 1,493,472 | $ 904,662 | $ - | $ - | $ 904,662 |
| Liability & Property | $ 2,537,185 | $ 2,160,911 | $ - | $ - | $ 2,160,911 |
| Emergency Communications | $ 2,201,139 | $ 2,395,635 | $ - | $ 127,465 | $ 2,523,100 |
| | | | | | |
| Total Internal Service Funds | $ 16,802,370 | $ 14,810,644 | $ - | $ 187,719 | $ 14,998,363 |

# FISCAL YEAR 2026 PROPOSED BUDGET

## GENERAL FUND INFORMATION

FY 2026 GENERAL FUND POSITIONS BY DEPARTMENT

| DEPARTMENT | FY 2024 ACTUAL | FY 2025 ACTUAL | FY 2026 BUDGET | ACTUAL CHANGE | % OF TOTAL |
|---|---|---|---|---|---|
| City Mgr | 3.15 | 3.15 | 3.15 | - | 1.1% |
| Communications | - | 5.00 | 5.00 | - | 1.8% |
| City Clerk | 2.00 | 2.00 | 2.00 | - | 0.7% |
| Legal | 6.25 | 7.38 | 7.38 | - | 2.6% |
| HR | 4.40 | 4.40 | 4.40 | - | 1.6% |
| Bldg Regulations | 9.00 | 11.00 | 11.00 | - | 3.9% |
| Finance | 10.00 | 11.00 | 11.00 | - | 3.9% |
| IT | 6.00 | 6.00 | 7.00 | 1.00 | 2.5% |
| Court | 9.50 | 10.50 | 10.50 | - | 3.7% |
| Public Works | 17.40 | 17.65 | 17.65 | - | 6.3% |
| Police | 109.30 | 109.30 | 110.30 | 1.00 | 39.3% |
| Fire | 71.00 | 72.00 | 72.00 | - | 25.6% |
| Cemeteries | 7.20 | 7.20 | 7.20 | - | 2.6% |
| Emer Mgmt | 2.00 | 2.00 | 2.00 | - | 0.7% |
| Neighborhood Improvement | 8.20 | 8.20 | 10.20 | 2.00 | 3.6% |
| Total GF Positions | 265.40 | 276.78 | 280.78 | 4.00 | 100.0% |

GENERAL FUND EXPENDITURES BY CATEGORY

INCLUDING USE TAX/PROPOSITION ACTION

| CATEGORY | FY 2024 ACTUAL | FY 2025 ESTIMATED | FY 2026 BUDGET | CHANGE AMOUNT | CHANGE % |
|---|---|---|---|---|---|
| Personnel Services | $ 23,190,478 | $ 23,195,853 | $ 24,755,912 | $ 1,560,059 | 6.7% |
| Operational Supplies | $ 6,532,762 | $ 6,931,741 | $ 7,231,790 | $ 300,049 | 4.3% |
| Other Purchases/Services | $ 1,446,618 | $ 2,350,141 | $ 2,027,933 | $ (322,208) | -13.7% |
| Capital Outlay | $ 4,070,564 | $ 6,953,639 | $ 2,342,222 | $ (4,611,417) | -66.3% |
| Transfers Out | $ 7,084,986 | $ 7,104,779 | $ 7,010,381 | $ (94,398) | -1.3% |
| Total GF Expenditures | $ 42,325,408 | $ 46,536,153 | $ 43,368,238 | $ (3,167,915) | -6.8% |

# FISCAL YEAR 2026 PROPOSED BUDGET

## GENERAL FUND INFORMATION

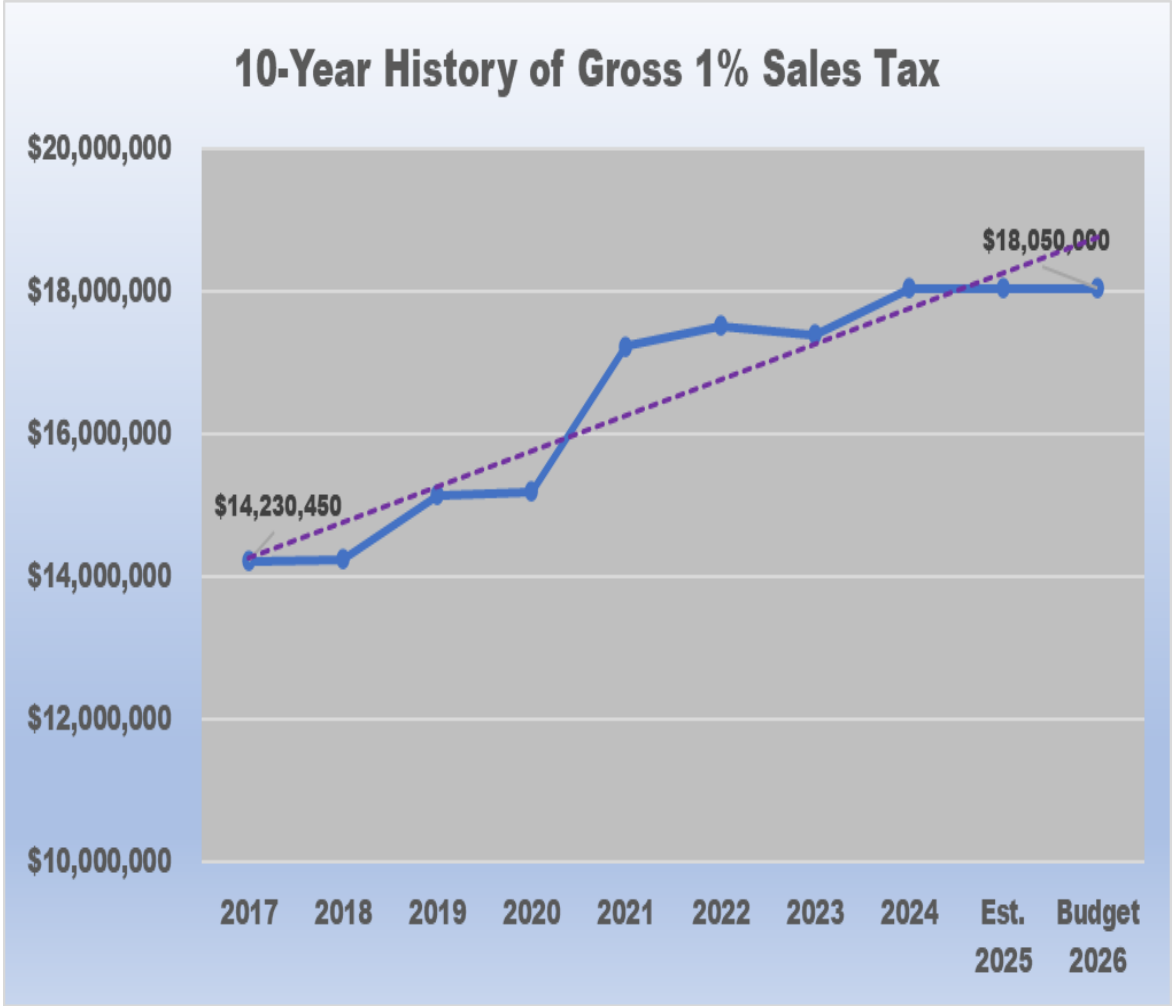


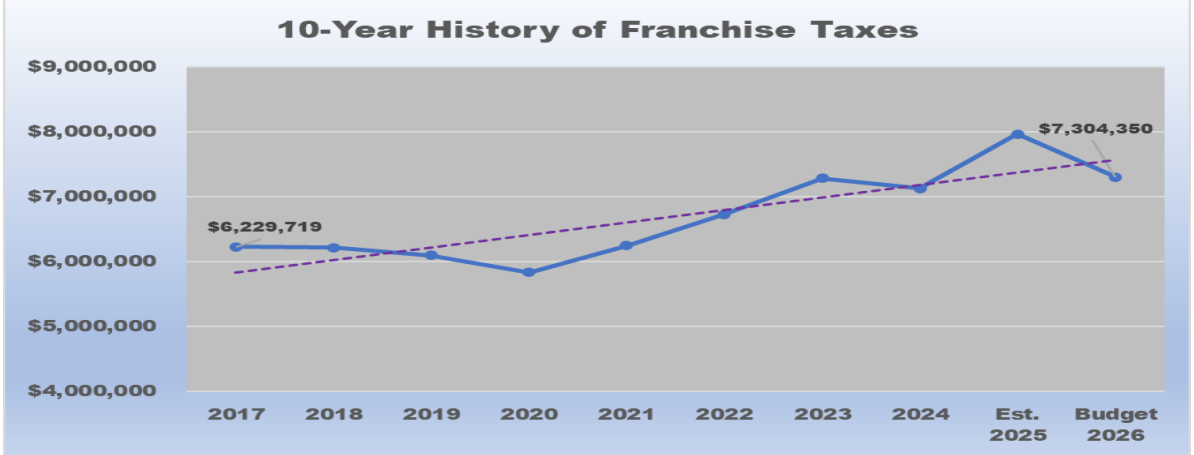


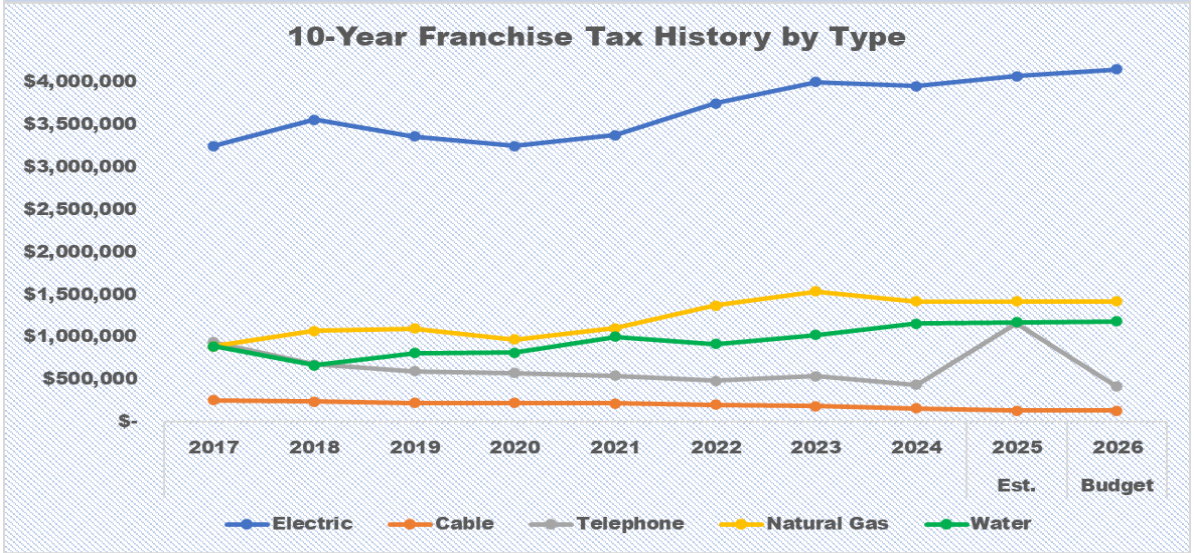

# FISCAL YEAR 2026 PROPOSED BUDGET

## GENERAL FUND INFORMATION

GENERAL FUND 10-YEAR HISTORY OF FUND BALANCE

| FISCAL YEAR | Unrestricted Fund Balance | Contingency Reserve | Prop Action Reserve | Total Fund Balance |
|---|---|---|---|---|
| 2017 | $ 4,250,831 | $ 5,462,582 | $ - | $ 9,713,413 |
| 2018 | $ 8,305,763 | $ 5,311,266 | $ - | $ 13,617,029 |
| 2019 | $ 9,129,379 | $ 5,650,218 | $ - | $ 14,779,597 |
| 2020 | $ 11,290,244 | $ 5,451,124 | $ - | $ 16,741,368 |
| 2021 | $ 13,952,820 | $ 5,794,993 | $ - | $ 19,747,813 |
| 2022 | $ 15,720,086 | $ 5,890,013 | $ 1,115,241 | $ 22,725,340 |
| 2023 | $ 20,746,578 | $ 6,353,143 | $ 2,418,068 | $ 29,517,789 |
| 2024 | $ 20,933,209 | $ 6,987,512 | $ 2,348,065 | $ 30,268,786 |
| Est. 2025 | $ 17,704,692 | $ 7,181,889 | $ 1,816,654 | $ 26,703,235 |
| Budget 2026 | $ 17,720,786 | $ 7,480,087 | $ 1,518,556 | $ 26,719,429 |

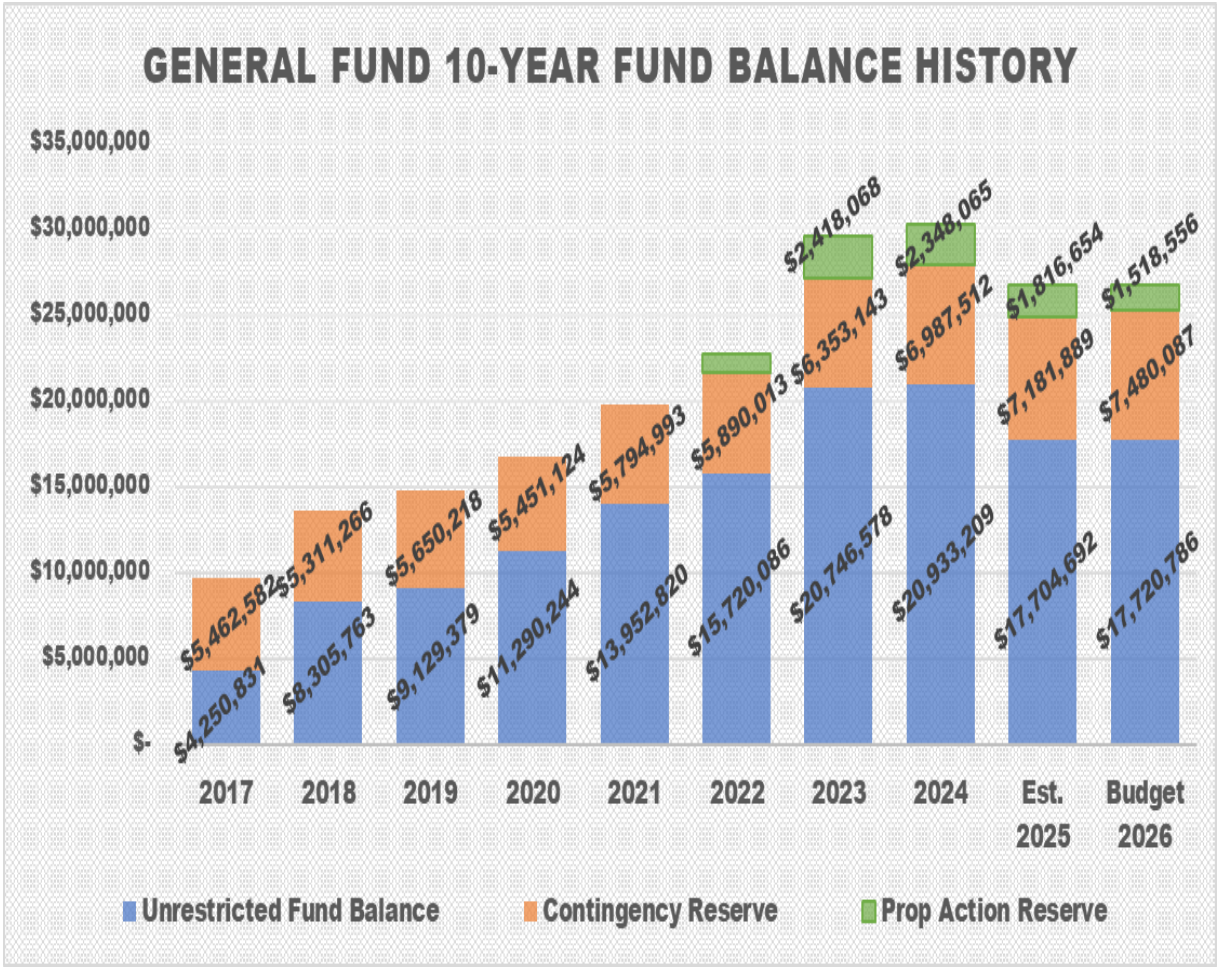

CITY OF JOPLIN

NET USE TAX PROCEEDS - FY 2026 PROPOSED BUDGET

| DESCRIPTION | GENERAL 1% | PUBLIC SAFETY-1/2% | PARKS & SW-1/4% | TST-1/2% | CIP-3/8% | GRAND TOTAL |
|---|---|---|---|---|---|---|
| ***Projected Beginning Fund Balance*** | ***1,816,654*** | ***752,708*** | ***74,043*** | ***2,352,366*** | ***(237,092)*** | ***4,758,679*** |
| FY 2026 Use Tax Revenue | 2,305,075 | 1,152,538 | 576,269 | 1,152,538 | 864,403 | 7,203,361 |
| | | | | | | |
| ***Less: FY 2026 Expenditures*** | | | | | | |
| City Manager Prop Action | 430,000 | | | | | 1,582,538 |
| Communications Prop Action | 872,536 | | | | | 872,536 |
| Legal Prop Action | 81,033 | | | | | 81,033 |
| Building Regulations Prop Action | 322,228 | | | | | 322,228 |
| Finance Prop Action | 78,936 | | | | | 78,936 |
| IT Prop Action | 131,396 | | | | | 131,396 |
| Court Prop Action | 50,384 | | | | | 50,384 |
| Neighborhood Improvement Prop Action | 636,660 | | | | | 636,660 |
| Police Prop Action | - | 664,341 | | | | 664,341 |
| Fire Prop Action | - | 486,099 | | | | 486,099 |
| Parks Prop Action | - | | 242,463 | | | 242,463 |
| TST Prop Action | | - | | 1,317,348 | | 1,317,348 |
| CIST Prop Action | | | - | | 500,000 | 500,000 |
| Total FY 2026 Expenditures | 2,603,173 | 1,150,440 | 242,463 | 1,317,348 | 500,000 | 6,965,962 |
| | | | | | | |
| Sub-Total Fiscal Year 2026 | (298,098) | 2,098 | 333,806 | (164,810) | 364,403 | 237,399 |
| | | | | | | |
| ***Projected Ending Fund Balance*** | ***1,518,556*** | ***754,806*** | ***407,849*** | ***2,187,556*** | ***127,311*** | ***4,996,078*** |

# FISCAL YEAR 2026 PROPOSED BUDGET

## *USE TAX FUND BALANCE INFORMATION*

# FISCAL YEAR 2026 PROPOSED BUDGET

- **WHAT ARE THE INDICATORS OF A CITY'S FINANCIAL CONDITION?**
  - Reserve Balance
  - Strength of Revenue Stream
  - Commitment of Expenditures for Service

# FISCAL YEAR 2026 PROPOSED BUDGET

- **FUTURE PLANNING**
  - One important piece of good decision-making is understanding that today's decisions impact the future ability to provide quality services
  - Financially sustainable decision-making is forward looking at the long-term impact on the City as a whole, rather than piece-meal decisions
  - 5-year General Fund Financial Planning Model
  - Biggest concern for the City's future financial condition is whether the current revenue growth will keep pace with the expenditure growth

GENERAL FUND FIVE-YEAR MODEL

EXCLUDING USE TAX/PROPOSITION ACTION

| DESCRIPTION | FY 2024 ACTUAL | FY 2025 ESTIMATED | FY 2026 BUDGET | FY 2027 ESTIMATED | FY 2028 ESTIMATED |
|---|---|---|---|---|---|
| Total Revenue | $ 40,945,036 | $ 40,732,667 | $ 40,179,357 | $ 40,450,037 | $ 40,857,600 |
| Total Operating Expenses | $ 29,607,812 | $ 29,826,059 | $ 30,850,112 | $ 31,876,103 | $ 32,940,712 |
| Total Capital Expenses | $ 3,431,253 | $ 6,835,969 | $ 2,004,572 | $ 1,450,000 | $ 750,000 |
| Total Transfers Out | $ 7,084,986 | $ 7,104,779 | $ 7,010,381 | $ 7,080,485 | $ 7,151,290 |
| | | | | | |
| Net Change in Fund Balance | $ 820,985 | $ (3,034,140) | $ 314,292 | $ 43,449 | $ 15,599 |

# FISCAL YEAR 2026 PROPOSED BUDGET

- **NEXT STEPS IN 2026 BUDGET PROCESS**

- Public Hearing for Proposed Budget on August 18, 2025
- Public Hearing and Set Property Tax Rates on August 25, 2025
- City Council Budget Work Sessions covering Budget Overview and Issues & Options scheduled for September 22-24, 2025
- September 24, 2025 is the deadline for any changes for 2026 Budget Adoption
- Fiscal Year 2026 Budget Adoption on October 20, 2025

# FISCAL YEAR 2026 PROPOSED BUDGET

- **ORGANIZATION'S NEXT STEPS**
- Align Resources to City Council Vision and Goals
- Continue Implementation of Action Plans
- Utilize the City's Budget as a Tool to Implement the Action Plans



# FISCAL YEAR 2026 PROPOSED BUDGET

- **QUESTIONS?**