CITY OF JOPLIN



FY 2017
PROPOSED BUDGET

CITY OF JOPLIN
ESTIMATE OF NEEDS
PROJECTED FUND BALANCES
FOR FISCAL YEAR 2016-2017

	Audited Fund Balance at 10-31-15	Projected 2015-2016 Activity				Projected Fund Balance at 10-31-16	Projected 2016-2017 Activity				Projected Fund Balance at 10-31-17
		Sources	Operating Expenses	Capital Assets *	Total Expenses		Sources	Operating Expenses	Capital Assets *	Total Expenses	
General Fund	**21,613,783**	39,942,617	35,981,501	6,902,467	42,883,968	**18,672,432**	37,746,277	35,425,183	1,976,247	37,401,430	**19,017,279**
Convention & Tourism	**770,820**	1,358,200	1,206,718	45,175	1,251,893	**877,127**	1,356,500	1,237,266	40,000	1,277,266	**956,361**
Health & Welfare	**385,685**	3,744,026	3,555,820	37,250	3,593,070	**536,641**	2,586,267	2,433,526	530,700	2,964,226	**158,682**
Parks & Recreation	**(177,815)**	4,287,910	3,922,927	43,553	3,966,480	**143,615**	4,079,650	3,840,999	369,000	4,209,999	**13,266**
Solid Waste Management	**784,840**	2,985,961	2,892,311	28,464	2,920,775	**850,026**	2,977,350	2,867,743	-	2,867,743	**959,633**
Parks/Stormwater Sales Tax	**1,252,039**	3,700,538	1,061,132	2,447,597	3,508,729	**1,443,848**	3,491,165	1,077,287	3,076,000	4,153,287	**781,726**
Transportation Sales Tax	**4,923,242**	12,298,562	9,020,588	4,827,988	13,848,576	**3,373,228**	10,893,933	8,194,684	2,495,189	10,689,873	**3,577,288**
Capital Improvement Sales Tax	**15,509,990**	10,303,624	595,126	7,469,440	8,064,566	**17,749,048**	8,861,748	658,908	10,511,243	11,170,151	**15,440,645**
Community Development	**(1,727,464)**	16,133,495	14,193,651	-	14,193,651	**212,380**	19,873,085	19,807,491	88,000	19,895,491	**189,974**
Economic Development	**3,803,266**	42,000	-	-	-	**3,845,266**	42,000	-	-	-	**3,887,266**
Debt Service	**95,903**	583,096	581,507	-	581,507	**97,492**	585,996	587,307	-	587,307	**96,181**
Infrastructure Improvements	**960,909**	15,627,477	-	14,340,952	14,340,952	**2,247,434**	66,379,948	-	66,517,651	66,517,651	**2,109,731**
Revolving Public Improvements	**1,034,474**	19,000	70,750	-	70,750	**982,724**	59,000	70,750	100,000	170,750	**870,974**
EDA Grant	**(273,740)**	9,998,233	26,600	12,511,924	12,538,524	**(2,814,031)**	13,851,054	25,100	11,011,923	11,037,023	**-**
Regional Airport	**23,643,994**	5,101,704	2,907,629	3,129,102	6,036,731	**25,838,069**	8,629,800	3,110,686	7,605,000	10,715,686	**31,357,183**
Municipal Golf Course	**293,276**	914,100	733,291	26,700	759,991	**474,085**	763,100	763,475	338,850	1,102,325	**473,710**
Sanitary Sewer	**60,044,974**	22,399,534	10,704,962	19,267,356	29,972,318	**71,739,546**	18,239,300	12,821,713	12,715,670	25,537,383	**77,157,133**
Public Parking	**127,944**	4,508	132,452	-	132,452	**-**	-	-	-	-	**-**
Central Garage	**51,242**	1,615,500	1,430,163	29,869	1,460,032	**236,579**	1,385,500	1,404,281	11,304	1,415,585	**217,798**
Health Self-Insurance	**2,007,869**	5,830,388	5,334,100	-	5,334,100	**2,504,157**	5,944,758	5,339,100	25,000	5,364,100	**3,084,815**
Workers Compensation Self-Ins	**1,786,742**	1,040,684	740,000	-	740,000	**2,087,426**	1,030,608	796,320	2,350	798,670	**2,319,364**
Liability & Property Insurance	**758,314**	1,095,990	1,108,991	-	1,108,991	**745,313**	1,341,003	1,076,872	-	1,076,872	**1,009,444**
Emergency Communications	**890,420**	1,624,775	1,937,620	77,600	2,015,220	**577,575**	2,150,050	2,150,525	1,151,600	3,302,125	**577,100**
Joplin TIF Commission	**2,208,264**	3,046,000	16,000	1,900,000	1,916,000	**3,338,264**	3,046,000	16,000	1,900,000	1,916,000	**4,468,264**
Joplin Redevelopment Corporation	**2,765,859**	4,051,000	3,295,500	-	3,295,500	**3,521,359**	4,051,000	3,496,955	-	3,496,955	**4,075,404**

Budget Summary

	Governmental Funds	Proprietary Funds	Component Units	Total All Funds
REVENUES				
Taxes	$ 47,789,633	$ -	$ 7,095,000	$ 54,884,633
Licenses & Permits	1,647,850	-	-	1,647,850
Fines & Forfeitures	1,453,800	-	-	1,453,800
Service Charges & User Fees	3,693,200	15,867,150	-	19,560,350
Charges & Assessments	1,797,146	8,522,869	-	10,320,015
Other Income & Donations	466,650	389,600	2,000	858,250
Intergovernmental	104,972,556	13,754,500	-	118,727,056
TOTAL REVENUES	**$ 161,820,835**	**$ 38,534,119**	**$ 7,097,000**	**$ 207,451,954**
EXPENDITURES				
General Government	$ 5,736,655	$ 9,352,346	$ 3,211,500	$ 18,300,501
Public Safety	19,785,887	2,056,312	-	21,842,199
Public Works	3,523,598	2,933,650	-	6,457,248
Highways & Streets	23,722,354	-	-	23,722,354
Environmental	2,810,889	9,511,701	-	12,322,590
Health Services	2,900,917	-	-	2,900,917
Culture & Recreation	13,473,164	743,415	-	14,216,579
Social Services	19,883,259	-	-	19,883,259
Debt Service	587,307	855,872	-	1,443,179
Infrastructure/Economic Development	68,517,651	-	-	68,517,651
TOTAL EXPENDITURES	**$ 160,941,681**	**$ 25,453,296**	**$ 3,211,500**	**$ 189,606,477**
EXCESS REVENUES OVER (UNDER) EXPEN.	**$ 879,154**	**$ 13,080,823**	**$ 3,885,500**	**$ 17,845,477**
OTHER FINANCING SOURCES (USES)				
Transfers In	$ 10,963,138	$ 950,000	$ -	11,913,138
Transfers Out	(12,000,516)	(2,037,026)	(2,201,455)	(16,238,997)
TOTAL OTHER FINANCING SOURCES (USES)	**$ (1,037,378)**	**$ (1,087,026)**	**$ (2,201,455)**	**$ (4,325,859)**
NET CHANGE IN FUND BALANCE	**$ (158,224)**	**$ 11,993,797**	**$ 1,684,045**	**$ 13,519,618**
FUND BALANCE, BEGINNING OF YEAR	**$ 48,217,230**	**$ 104,202,750**	**$ 6,859,623**	**$ 159,279,603**
FUND BALANCE, END OF YEAR	**$ 48,059,006**	**$ 116,196,547**	**$ 8,543,668**	**$ 172,799,221**
FUND BALANCE SUMMARY:				
Invested in Capital Assets (Proprietary Funds)	$ -	$ 102,900,726	$ -	$ 102,900,726
Restricted for Debt Service	-	3,703,761	-	3,703,761
Reserved for Equipment Replacement	-	-	-	-
Other Reserves/Designations	15,373,813	-	-	15,373,813
Unrestricted Fund Balance/Net Assets	32,685,193	9,592,060	8,543,668	50,820,921
TOTAL FUND BALANCE SUMMARY	**$ 48,059,006**	**$ 116,196,547**	**$ 8,543,668**	**$ 172,799,221**

REVENUES

FY 2017 Proposed Budget

General Sales Tax	$	13,964,660
Public Safety General Sales Tax		6,982,330
Utility Franchise Tax		6,275,000
Interest Earnings		381,500
Fines & Forfeitures		1,453,800
Other Income		476,750
Parks & Stormwater Sales Tax		3,491,165
Transportation Sales Tax		6,982,330
Capital Improvement Sales Tax		5,236,748
Wastewater Fees		11,383,700
Intergovernmental (Grants)		118,727,056
Charges for Services		20,144,515
Other Taxes		10,675,000
Property Taxes		1,277,400
TOTAL REVENUE	**$**	**207,451,954**

REVENUE HIGHLIGHTS

- **Sales Tax**
  - Projected Sales Tax increase in the FY 2017 Budget is 1.5%.
  - Revenue generated from the 1.0% General Sales Tax, 0.5% Public Safety General Sales Tax, 0.5% Transportation Sales Tax, .25% Parks & Stormwater Sales Tax and .375% Capital Improvements Sales Tax is expected to be approximately $36.6 million in FY 2017.

1% GENERAL SALES TAX



FISCAL YEAR

TOTAL REVENUE BY TYPE – ALL FUNDS

FY 2017 Budget

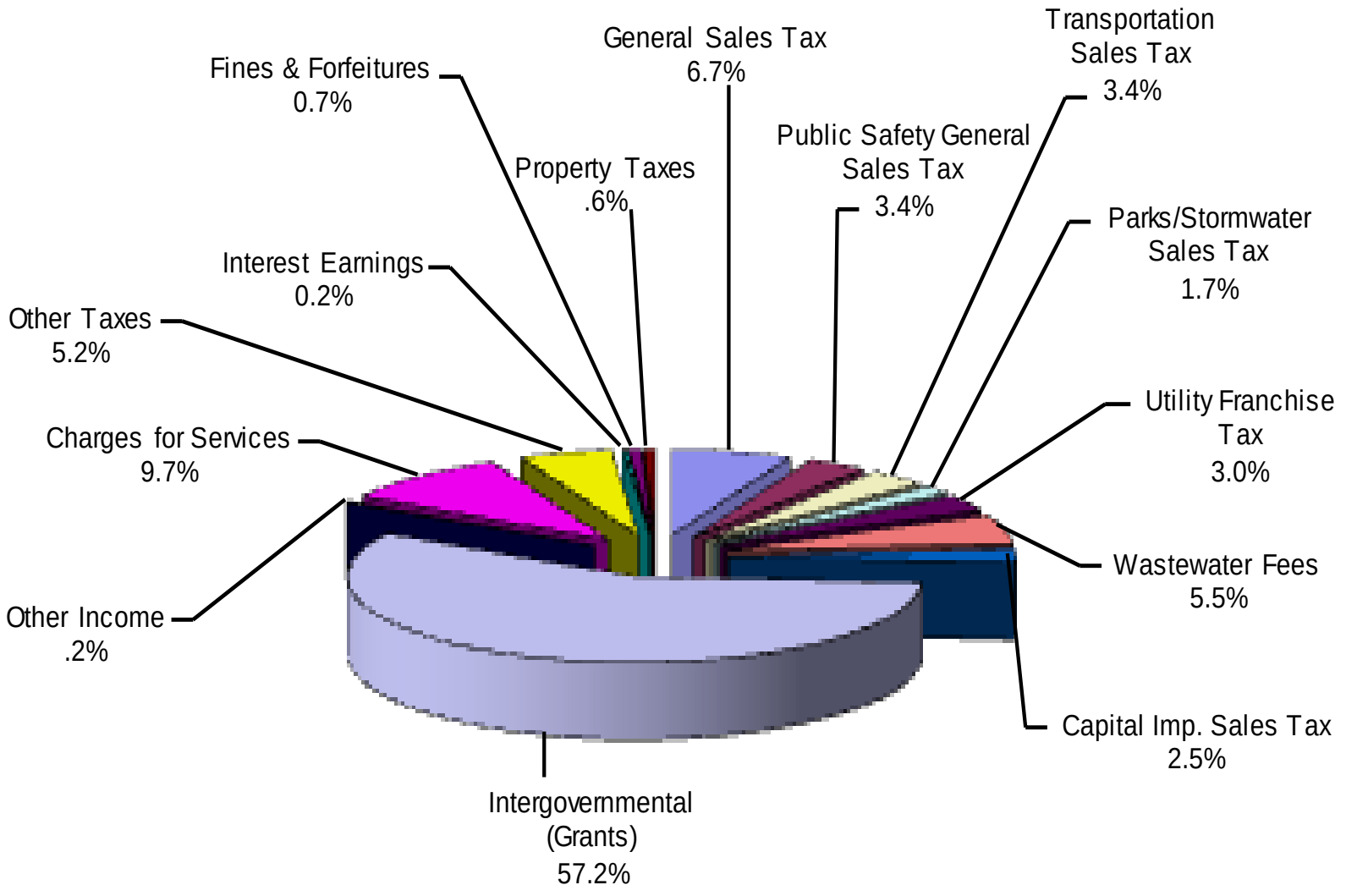

EXPENDITURES BY FUNCTION – ALL FUNDS
FY 2017 Budget

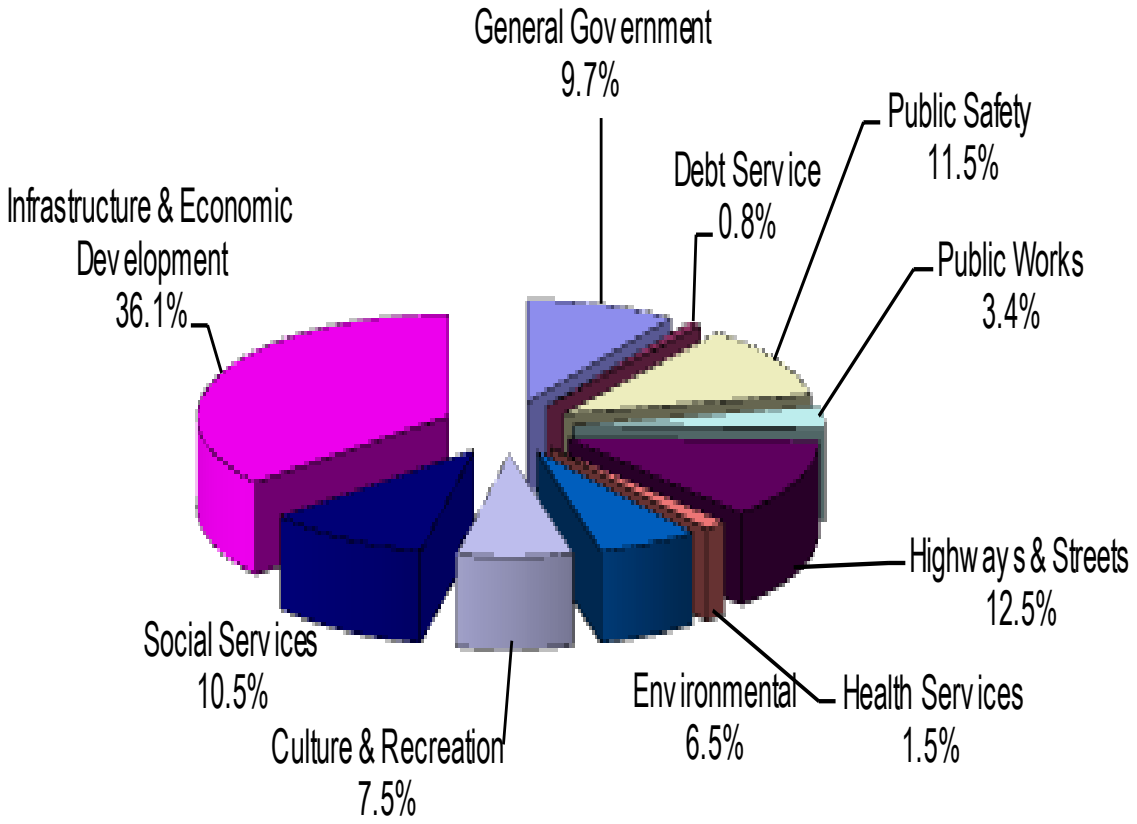

TOTAL EXPENDITURES GENERAL FUND

FY 2017 Budget

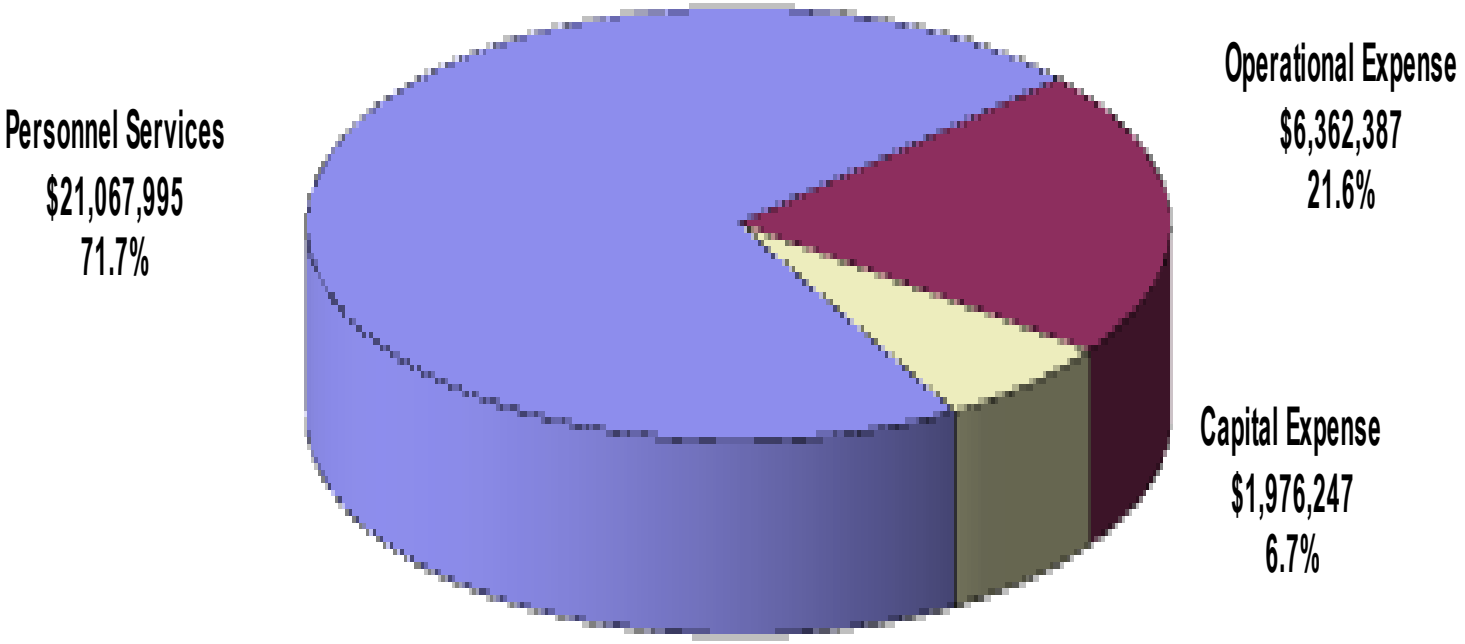

POSITIONS BY FUND
Full-Time Equivalents (FTE)

	FY 2015 Actual	FYE 2016 Actual	FY 2017 Proposed Budget
GENERAL FUND			
City Manager	5.00	4.00	4.00
City Clerk	2.00	2.00	2.00
Legal Services	6.65	6.65	6.65
Human Resources	4.50	4.50	4.25
Finance	11.00	11.00	11.00
Information Technology	5.00	5.00	5.00
Municipal Court	10.00	10.00	10.00
Public Works	26.30	26.30	27.30
Police	141.80	142.80	142.80
Fire	95.00	95.00	96.00
Cemeteries	7.20	8.20	8.20
Emergency Management	2.00	2.00	2.00
Neighborhood Improvement	6.20	6.20	6.20
Total General Fund	**322.65**	**323.65**	**325.40**
SPECIAL REVENUE FUNDS			
Convention & Tourism	4.25	4.25	4.25
Health & Welfare	34.20	34.30	34.30
Parks & Recreation	44.25	44.25	44.25
Solid Waste Management	4.20	4.20	4.20
Parks & Stormwater Sales Tax	11.90	11.90	11.90
Transportation Sales Tax	58.20	58.20	58.20
Capital Improvements Sales Tax	1.90	1.90	1.90
Community Planning	12.80	12.80	12.80
Total Special Revenue Funds	**171.70**	**171.80**	**171.80**
ENTERPRISE FUNDS			
Regional Airport	8.55	8.55	8.55
Municipal Golf Course	10.50	10.50	10.50
Sanitary Sewer	44.70	50.70	52.70
Public Parking	1.00	1.00	1.00
Total Enterprise Funds	**64.75**	**70.75**	**72.75**
INTERNAL SERVICE FUNDS			
Central Garage	6.20	6.20	5.20
Workers Compensation Self-Insurance	-	-	1.00
Liability & Property Self-Insurance	0.50	0.50	0.25
Emergency Communications	22.00	22.00	22.00
Total Internal Service Funds	**28.70**	**28.70**	**28.45**
TOTAL FTE - ALL FUNDS	**587.80**	**594.90**	**598.40**
Not included in FTE Count:			
One Public Defender in Municipal Court (contract).			
Nine City Councilors (stipend).			

FY 2017 PROPOSED PERSONNEL CHANGES

- General Fund:
  - Add Part-Time Human Resources Specialist
  - Add Building Maintenance Technician
  - Reclassify Jail Detention Officer to Jail Shift Supervisor
- Sanitary Sewer Fund:
  - Add Assistant Wastewater Supervisor
  - Add Equipment Operator
  - Reclassify Chief Wastewater Plant Operator II position to a Chief Wastewater Plant Operator I

FY 2017 PROPOSED PERSONNEL CHANGES

- Worker's Compensation Fund:
  - Reclassify Human Resources Specialist to Safety Manager
- Emergency Communications Fund:
  - Reclassify (2) Public Safety Communications Operators to Public Safety Communications Supervisors

EXPENDITURE HIGHLIGHTS

- General Fund: $ 1,976,247
  - Time & Attendance System (New) - $100,000
  - Replacement (5) Squad Car with SUV & Equipment - $185,750
  - Design & Construction Management – Station #7 - $400,000
  - Firefighter Self-Rescue System (Grant Funded) - $83,918
  - Completion of Public Safety Training Facility - $500,000
  - Replacement Backhoe - $98,000

- Health & Welfare Fund: $ 530,700
  - Animal Control Garage (Construction) - $479,000

EXPENDITURE HIGHLIGHTS

- Parks & Stormwater Sales Tax Fund: $ 3,076,000
  - TS0423 – 8th Street & Patterson Avenue - $240,000
  - TS0605 – Regional Detention, W. of Arizona & N. of 32nd - $75,000
  - TS0607 – Regional Detention, 15th & Massachusetts - $770,000
  - TS0612 – Ditch & Culvert Improvements, 4th & School - $1,020,000
  - TS0613 – Ditch Improvements, Euclid & Odessa/Rolla - $471,000
  - TS0614 – Ditch & Culvert Improvements, 10th & Peters - $500,000

EXPENDITURE HIGHLIGHTS

- Transportation Sales Tax Fund: $ 2,495,189
  - Replacement Dump Truck with Spreader Box/Plow - $168,000
  - Brine Snow Removal Equipment (New) - $113,900
  - Replacement Tar Pot - $53,000
  - Replacement Brush Hog Tractor - $54,000
  - Street Maintenance (Residential Paving) - $150,000
  - Street Projects (Overlay) - $1,500,000
  - Replacement Street Sweeper - $245,000
  - Replacement 22’ MAPS Vehicle (Grant Funded) - $65,000
  - DVR Vehicle Surveillance System (13) (Grant Funded) - $58,000
  - Tablet/Mounting Equipment/Software Upgrade (11) (Grant Funded) - $70,289

EXPENDITURE HIGHLIGHTS

- Capital Improvement Sales Tax Fund: $ 10,511,243
  - TC0512 – Zora from Rangeline to Main - $600,000
  - TC0515 – St. Louis from Broadway to Zora - $2,897,243
  - TC0601 – 32nd Street – Schifferdecker to Country Club Rd (ROW) - $750,000
  - TC0602 – 32nd Street – County Club to Central City Road (ROW) - $791,000
  - TC0603 – Neighborhood Transportation Improvements - $50,000
  - TC0604 – Street Surface Repair - $250,000
  - TC0605 – Intersection Improvements - $250,000
  - TC0608 – Zora – Rangeline to MO 249 - $150,000
  - TC0613 – Jackson – Bridge Replacement at Shoal Creek - $2,873,000
  - TC0614 – Schifferdecker – New Bridge at Turkey Creek - $1,900,000

EXPENDITURE HIGHLIGHTS

- Community Planning Fund: $ 88,000
  - GPS Survey Equipment (Grant Funded) - $62,000
- Infrastructure Fund: $ 66,517,651
  - Senior Center Facility – CDBG-DR - $4,500,000
  - Main Street – 11th to 15th – Design (Grant Funded) - $224,000
  - Mercy Park – CDBG-DR - $100,000
  - MSSU Trail (Grant Funded) - $325,528
  - Trail Projects – CDBG-DR - $943,123
  - CDBG Entitlement Infrastructure - $300,000
  - Crossroads Industrial Park – CDBG-DR - $4,000,000
  - Infrastructure #1 – CDBG-DR - $36,000,000
  - Infrastructure #2 – CDBG-DR - $7,000,000
  - 32nd & Main Right-Turn Lane – Design (Grant Funded) - $100,000
  - Main Street Streetscape Project – CDBG-DR - $7,000,000
  - 20th Street Streetscape Project – CDBG-DR - $6,000,000

EXPENDITURE HIGHLIGHTS

- Revolving Public Improvements Fund: $ 100,000
  - Residential Streets, Sewers & Sidewalks - $100,000

- EDA Grant Fund: $10,971,632
  - Library - $7,471,632
  - Wildwood Sewer Extension - $2,000,000
  - Outdoor Warning Siren at Wildwood Ranch - $35,000
  - Wildwood Street Improvement – 32nd Street - $1,465,000

EXPENDITURE HIGHLIGHTS

- Regional Airport Fund: $ 7,605,000
  - Replacement Roof – North Quad GA Terminal - $55,000
  - Relocate Dennis Weaver Road (Grant Funded) - $2,300,000
  - Taxiway B, Taxiway N, 18-36 (Grant Funded) - $5,000,000
  - Runway 13-31 (Grant Funded) - $130,000

- Municipal Golf Course Fund: $ 338,850
  - Remediate Mold & Foundation Repairs - Clubhouse - $100,000
  - Replacement Golf Cart (30) - $97,500

EXPENDITURE HIGHLIGHTS

- Sanitary Sewer Fund: $12,715,670
  - Refurbish South Digester – Turkey Creek - $250,000
  - Replacement North Digester Waste Gas Burner – Turkey Creek - - $65,000
  - Lift Station Upgrade – Flying J - $80,000
  - Refurbish Lift Station – Hope Haven - $75,000
  - Replacement Roof – Tertiary Building - $90,000
  - Replacement Slope Mower w/Remote Controlled Mower - $55,000
  - Replacement Grit Augers/Troughs - $125,000
  - Wireless Lift Station Alarm System (12) - $150,000
  - Replacement Lateral Launch CCTV Truck - $300,000
  - 7th Street East Annexation Sanitary Sewer Extension - $400,000
  - I & I Rehabilitation - $1,300,000

EXPENDITURE HIGHLIGHTS

- Sanitary Sewer Fund Continued:
  - Infrastructure #1 & #2 Sewer Improvements – CDBG-DR - $6,425,000
  - Sewer Improvement I-44/Highway 43 - $250,000
  - Parallel Lines from Filmore Bridge to Tincup Lift Station - $2,200,000
  - Parallel Lines from Filmore Bridge to Shoal Creek - $900,000

- Emergency Communications Fund: $ 1,151,600
  - Motorola Communication System Upgrade - $1,010,000