# CITY OF JOPLIN




## FY 2022
## PROPOSED BUDGET

# CITY OF JOPLIN
## ESTIMATE OF NEEDS
## PROJECTED FUND BALANCES
## FISCAL YEAR 2021-2022

| | Audited Fund Balance at 10-31-20 | Projected 2020-2021 Activity | | | | Projected Fund Balance at 10-31-21 | Projected 2021-2022 Activity | | | | Projected Fund Balance at 10-31-22 |
|---|---|---|---|---|---|---|---|---|---|---|---|
| | | Sources | Operating Expenses | Capital Assets * | Total Expenses | | Sources | Operating Expenses | Capital Assets * | Total Expenses | |
| General Fund | **16,741,368** | 32,057,244 | 29,835,152 | 1,942,276 | 31,777,428 | **17,021,184** | 30,332,229 | 30,058,016 | 654,775 | 30,712,791 | **16,640,622** |
| 1/2-Cent Pension Sales Tax | **2,050,812** | 7,950,000 | 8,000,812 | - | 8,000,812 | **2,000,000** | 7,714,000 | 7,214,000 | - | 7,214,000 | **2,500,000** |
| Public Safety Sales Tax | **9,749,481** | 7,990,004 | 5,760,545 | 631,768 | 6,392,313 | **11,347,172** | 7,730,000 | 6,339,828 | 5,104,321 | 11,444,149 | **7,633,023** |
| Convention & Tourism | **1,327,998** | 1,408,899 | 1,273,080 | 6,441 | 1,279,521 | **1,457,376** | 1,416,500 | 1,345,781 | 56,000 | 1,401,781 | **1,472,095** |
| Health & Welfare | **1,153,992** | 3,498,998 | 2,965,719 | 4,252 | 2,969,971 | **1,683,019** | 2,815,230 | 2,730,681 | 76,800 | 2,807,481 | **1,690,768** |
| Parks & Recreation | **130,756** | 3,371,802 | 3,159,239 | 181,405 | 3,340,644 | **161,914** | 3,406,700 | 3,142,342 | 243,875 | 3,386,217 | **182,397** |
| Solid Waste Management | **1,506,022** | 3,319,714 | 3,115,229 | 9,650 | 3,124,879 | **1,700,857** | 3,305,395 | 3,084,511 | - | 3,084,511 | **1,921,741** |
| Parks/Stormwater Sales Tax | **5,629,926** | 4,318,798 | 1,372,509 | 3,491,567 | 4,864,076 | **5,084,648** | 1,928,500 | 1,220,400 | 4,545,800 | 5,766,200 | **1,246,948** |
| Transportation Sales Tax | **7,810,308** | 12,568,577 | 8,831,715 | 2,840,124 | 11,671,839 | **8,707,046** | 12,667,290 | 8,585,548 | 2,857,800 | 11,443,348 | **9,930,988** |
| Capital Improvement Sales Tax | **19,513,740** | 7,166,789 | 684,844 | 6,475,000 | 7,159,844 | **19,520,685** | 6,985,500 | 1,059,998 | 24,932,000 | 25,991,998 | **514,187** |
| Community Development | **108,789** | 2,575,607 | 2,323,097 | 6,027 | 2,329,124 | **355,272** | 2,238,372 | 2,235,676 | 1,500 | 2,237,176 | **356,468** |
| Economic Development | **3,804,812** | 12,800 | - | - | - | **3,817,612** | 12,800 | - | - | - | **3,830,412** |
| American Rescue Plan Act | **-** | 6,889,870 | - | - | - | **6,889,870** | 6,889,870 | - | - | - | **13,779,740** |
| Debt Service | **-** | - | - | - | - | **-** | - | - | - | - | **-** |
| Infrastructure Improvements | **(2,090,425)** | 5,013,453 | 25,000 | 780,309 | 805,309 | **2,117,719** | 4,530,000 | - | 4,545,000 | 4,545,000 | **2,102,719** |
| Revolving Public Improvements | **657,841** | 43,000 | 122,500 | - | 122,500 | **578,341** | 43,000 | 112,500 | - | 112,500 | **508,841** |
| Regional Airport | **38,717,707** | 16,834,146 | 3,185,973 | 14,402,228 | 17,588,201 | **52,365,880** | 2,634,510 | 3,016,387 | 601,000 | 3,617,387 | **51,984,003** |
| Municipal Golf Course | **544,102** | 864,914 | 819,363 | 170,339 | 989,702 | **589,653** | 877,300 | 842,572 | 195,500 | 1,038,072 | **624,381** |
| Sanitary Sewer | **86,886,432** | 18,986,529 | 13,983,625 | 20,120,070 | 34,103,695 | **91,889,336** | 19,013,500 | 13,602,583 | 10,613,500 | 24,216,083 | **97,300,253** |
| Central Garage | **347,377** | 1,569,651 | 1,498,061 | 307,856 | 1,805,917 | **418,967** | 1,577,750 | 1,511,671 | - | 1,511,671 | **485,046** |
| Health Self-Insurance | **3,237,794** | 6,500,000 | 7,072,600 | - | 7,072,600 | **2,665,194** | 6,500,000 | 6,467,600 | - | 6,467,600 | **2,697,594** |
| Workers Compensation Self-Ins | **1,027,960** | 755,033 | 1,086,292 | - | 1,086,292 | **696,701** | 1,009,492 | 1,017,857 | - | 1,017,857 | **688,336** |
| Liability & Property Insurance | **1,582,806** | 1,707,613 | 1,583,693 | - | 1,583,693 | **1,706,726** | 1,123,815 | 1,333,565 | - | 1,333,565 | **1,496,976** |
| Emergency Communications | **1,744,598** | 1,942,057 | 1,921,243 | 667,606 | 2,588,849 | **1,765,412** | 2,314,148 | 1,972,362 | 416,855 | 2,389,217 | **2,107,198** |
| Joplin TIF Commission | **2,164,746** | 1,925,430 | 13,000 | - | 13,000 | **4,077,176** | 1,925,500 | 13,000 | - | 13,000 | **5,989,676** |
| Joplin Redevelopment Corporation | **10,881,993** | - | 163,500 | - | 163,500 | **10,718,493** | - | 163,500 | - | 163,500 | **10,554,993** |

# FY 2022 PROPOSED BUDGET
## EXPLANATION OF FUNDS

| FUND TYPE | FUND DESCRIPTION |
|---|---|
| Governmental | • General Fund is used to account for all ordinary operations of a governmental unit that are financed from taxes and other general revenues<br>• Main operating fund of the City<br>• Accounts for all financial resources of the general government, except those required to be accounted for in a different fund |
| Special Revenue | • Used to account for revenues from specific taxes or other earmarked revenue sources that by law are designated to finance particular functions or activities of government |
| Capital Projects | • Governmental funds established to account for resources used for the acquisition of large capital improvements other than those accounted for in proprietary funds. |

# FY 2022 PROPOSED BUDGET
## EXPLANATION OF FUNDS

| FUND TYPE | FUND DESCRIPTION |
|---|---|
| Proprietary | • Business-type funds that are generally self-supporting either by outside fees or internal charges<br>• Two types of proprietary funds:<br>➢ Enterprise Funds-Used to account for government-owned services supported primarily by service charges or user fees<br>➢ Internal Service Funds-Account for the goods and services provided by one department to another within government on a cost-reimbursement basis |

# FY 2022 PROPOSED BUDGET
## EXPLANATION OF FUNDS

| FUND TYPE | FUND DESCRIPTION |
|---|---|
| Fiduciary | • Funds that account for resources that governments hold in trust for individuals or other governments in a trust capacity |
| Component Units | • Separate governmental units for which the elected officials of the City are financially accountable |

# Budget Summary

| | Governmental Funds | Proprietary Funds | Component Units | Total All Funds |
|---|---|---|---|---|
| **REVENUES** | | | | |
| Taxes | $ 57,474,600 | $ - | $ 1,925,000 | $ 59,399,600 |
| Licenses & Permits | 1,763,650 | - | - | 1,763,650 |
| Fines & Forfeitures | 799,200 | - | - | 799,200 |
| Service Charges & User Fees | 3,555,450 | 23,562,415 | - | 27,117,865 |
| Charges & Assessments | 1,000,564 | 8,657,557 | - | 9,658,121 |
| Other Income & Donations | 2,054,200 | 542,500 | 500 | 2,597,200 |
| Intergovernmental | 17,101,201 | 1,442,543 | - | 18,543,744 |
| **TOTAL REVENUES** | **$ 83,748,865** | **$ 34,205,015** | **$ 1,925,500** | **$ 119,879,380** |
| **EXPENDITURES** | | | | |
| General Government | $ 7,125,707 | $ 11,300,486 | $ 176,500 | $ 18,602,693 |
| Public Safety | 31,310,970 | 1,882,922 | - | 33,193,892 |
| Public Works | 2,581,709 | 2,816,750 | - | 5,398,459 |
| Highways & Streets | 38,087,861 | - | - | 38,087,861 |
| Environmental | 2,978,966 | 10,844,746 | - | 13,823,712 |
| Health Services | 2,742,079 | - | - | 2,742,079 |
| Culture & Recreation | 6,811,208 | 813,265 | - | 7,624,473 |
| Social Services | 3,067,947 | - | - | 3,067,947 |
| Debt Service | - | 301,921 | - | 301,921 |
| Infrastructure/Economic Development | 4,545,000 | - | - | 4,545,000 |
| **TOTAL EXPENDITURES** | **$ 99,251,447** | **$ 27,960,090** | **$ 176,500** | **$ 127,388,037** |
| **EXCESS REVENUES OVER (UNDER) EXPEN.** | **$ (15,502,582)** | **$ 6,244,925** | **$ 1,749,000** | **$ (7,508,657)** |
| **OTHER FINANCING SOURCES (USES)** | | | | |
| Transfers In | $ 8,266,521 | $ 845,500 | $ - | 9,112,021 |
| Transfers Out | (10,895,705) | (1,804,507) | - | (12,700,212) |
| **TOTAL OTHER FINANCING SOURCES (USES)** | **$ (2,629,184)** | **$ (959,007)** | **$ -** | **$ (3,588,191)** |
| **NET CHANGE IN FUND BALANCE** | **$ (18,131,766)** | **$ 5,285,918** | **$ 1,749,000** | **$ (11,096,848)** |
| **FUND BALANCE, BEGINNING OF YEAR** | **$ 82,442,715** | **$ 152,097,869** | **$ 14,795,669** | **$ 249,336,253** |
| **FUND BALANCE, END OF YEAR** | **$ 64,310,949** | **$ 157,383,787** | **$ 16,544,669** | **$ 238,239,405** |
| **FUND BALANCE SUMMARY:** | | | | |
| Invested in Capital Assets (Proprietary Funds) | $ - | $ 136,517,388 | $ - | $ 136,517,388 |
| Restricted for Debt Service | - | 3,703,761 | - | 3,703,761 |
| Reserved for Equipment Replacement | - | - | - | - |
| Other Reserves/Designations | 17,650,508 | - | - | 17,650,508 |
| Unrestricted Fund Balance/Net Assets | 46,660,441 | 17,162,638 | 16,544,669 | 80,367,748 |
| **TOTAL FUND BALANCE SUMMARY** | **$ 64,310,949** | **$ 157,383,787** | **$ 16,544,669** | **$ 238,239,405** |

## FY 2022 OVERALL BUDGET SUMMARY

| Fund Type | FY 2022 Total Revenue | FY 2022 Operational Expenditures | FY 2022 Capital Expenditures | FY 2022 Transfers Out | FY 2022 Total Expenditures |
|---|---|---|---|---|---|
| General Fund | $ 30,332,229 | $ 24,469,390 | $ 654,775 | $ 5,588,626 | $ 30,712,791 |
| Special Revenue Funds | $ 57,110,157 | $ 31,651,686 | $ 37,818,096 | $ 5,307,079 | $ 74,776,861 |
| Capital Project Funds | $ 4,573,000 | $ 3,112,500 | $ 1,545,000 | $ - | $ 4,657,500 |
| Enterprise Funds | $ 22,525,310 | $ 15,790,348 | $ - | $ 1,671,194 | $ 17,461,542 |
| Internal Service Funds | $ 12,525,205 | $ 12,669,742 | $ - | $ 133,313 | $ 12,803,055 |
| | | | | | |
| Total Funds | $ 127,065,901 | $ 87,693,666 | $ 40,017,871 | $ 12,700,212 | $ 140,411,749 |

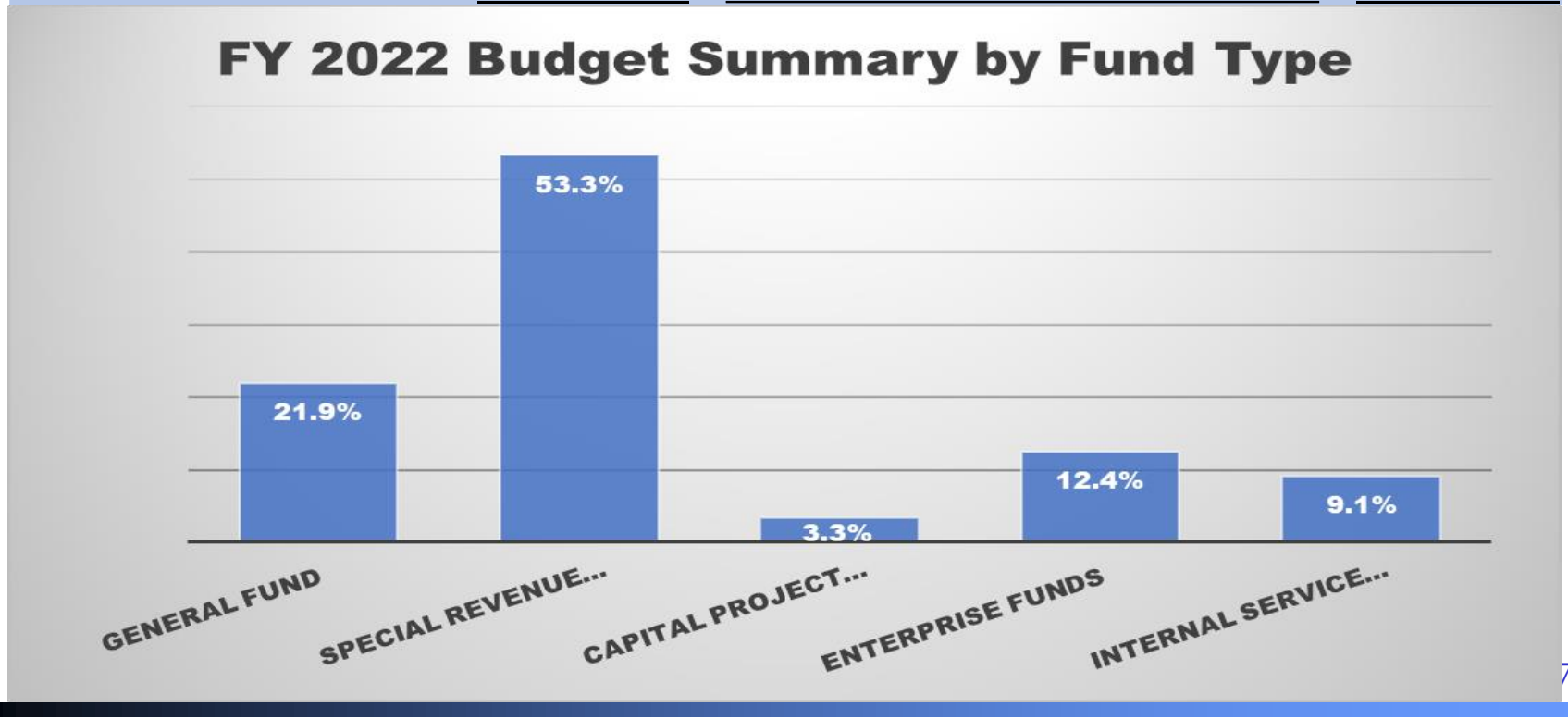

## FY 2022 BUDGET SPECIAL REVENUE FUND SUMMARY

| FUND | FY 2022 Total Revenue | FY 2022 Operational Expenditures | FY 2022 Capital Expenditures | FY 2022 Transfers Out | FY 2022 Total Expenditures |
|---|---|---|---|---|---|
| 1/2-Cent Pension | $ 7,714,000 | $ 7,214,000 | $ - | $ - | $ 7,214,000 |
| Public Safety | $ 7,730,000 | $ 4,690,694 | $ 5,104,321 | $ 1,649,134 | $ 11,444,149 |
| CVB Fund | $ 1,416,500 | $ 1,274,715 | $ 56,000 | $ 71,066 | $ 1,401,781 |
| Health Fund | $ 2,815,230 | $ 2,665,279 | $ 76,800 | $ 65,402 | $ 2,807,481 |
| Parks Fund | $ 3,406,700 | $ 3,032,973 | $ 243,875 | $ 109,369 | $ 3,386,217 |
| Solid Waste Fund | $ 3,305,395 | $ 3,032,182 | $ - | $ 52,329 | $ 3,084,511 |
| Parks/Stormwater Sales Tax | $ 1,928,500 | $ 896,236 | $ 4,545,800 | $ 324,164 | $ 5,766,200 |
| Transportation Sales Tax | $ 12,667,290 | $ 6,097,798 | $ 2,857,800 | $ 2,487,750 | $ 11,443,348 |
| Capital Improvement Sales Tax | $ 6,985,500 | $ 521,145 | $ 24,932,000 | $ 538,853 | $ 25,991,998 |
| Community Planning | $ 2,238,372 | $ 2,226,664 | $ 1,500 | $ 9,012 | $ 2,237,176 |
| American Rescue Plan Act | $ 6,889,870 | $ - | $ - | $ - | $ - |
| Economic Development Fund | $ 12,800 | $ - | $ - | $ - | $ - |
| | | | | | |
| Total Special Revenue Funds | $ 57,110,157 | $ 31,651,686 | $ 37,818,096 | $ 5,307,079 | $ 74,776,861 |

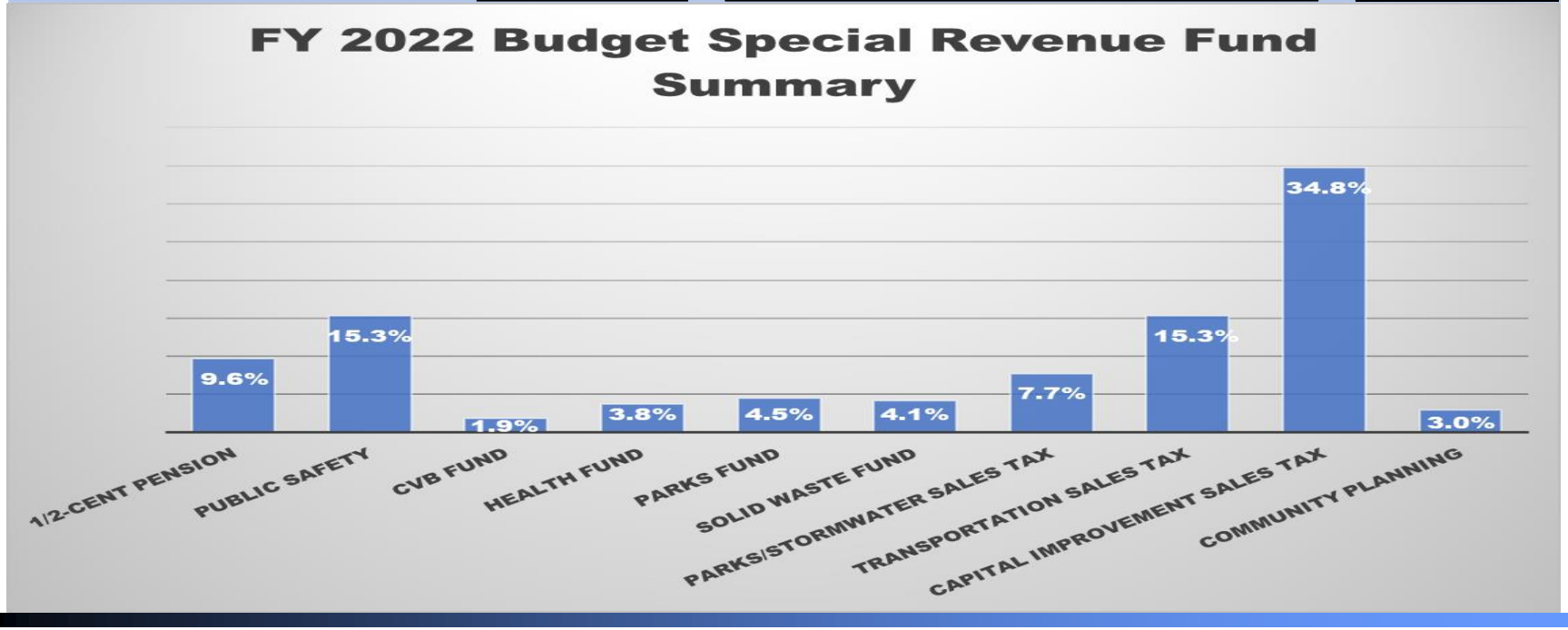

## FY 2022 BUDGET CAPITAL PROJECTS FUND SUMMARY

| FUND | FY 2022 Total Revenue | FY 2022 Operational Expenditures | FY 2022 Capital Expenditures | FY 2022 Transfers Out | FY 2022 Total Expenditures |
|---|---|---|---|---|---|
| Infrastructure | $ 4,530,000 | $ 3,000,000 | $ 1,545,000 | $ - | $ 4,545,000 |
| Revolving Public Improvements | $ 43,000 | $ 112,500 | $ - | $ - | $ 112,500 |
| | | | | | |
| Total Capital Projects Funds | $ 4,573,000 | $ 3,112,500 | $ 1,545,000 | $ - | $ 4,657,500 |

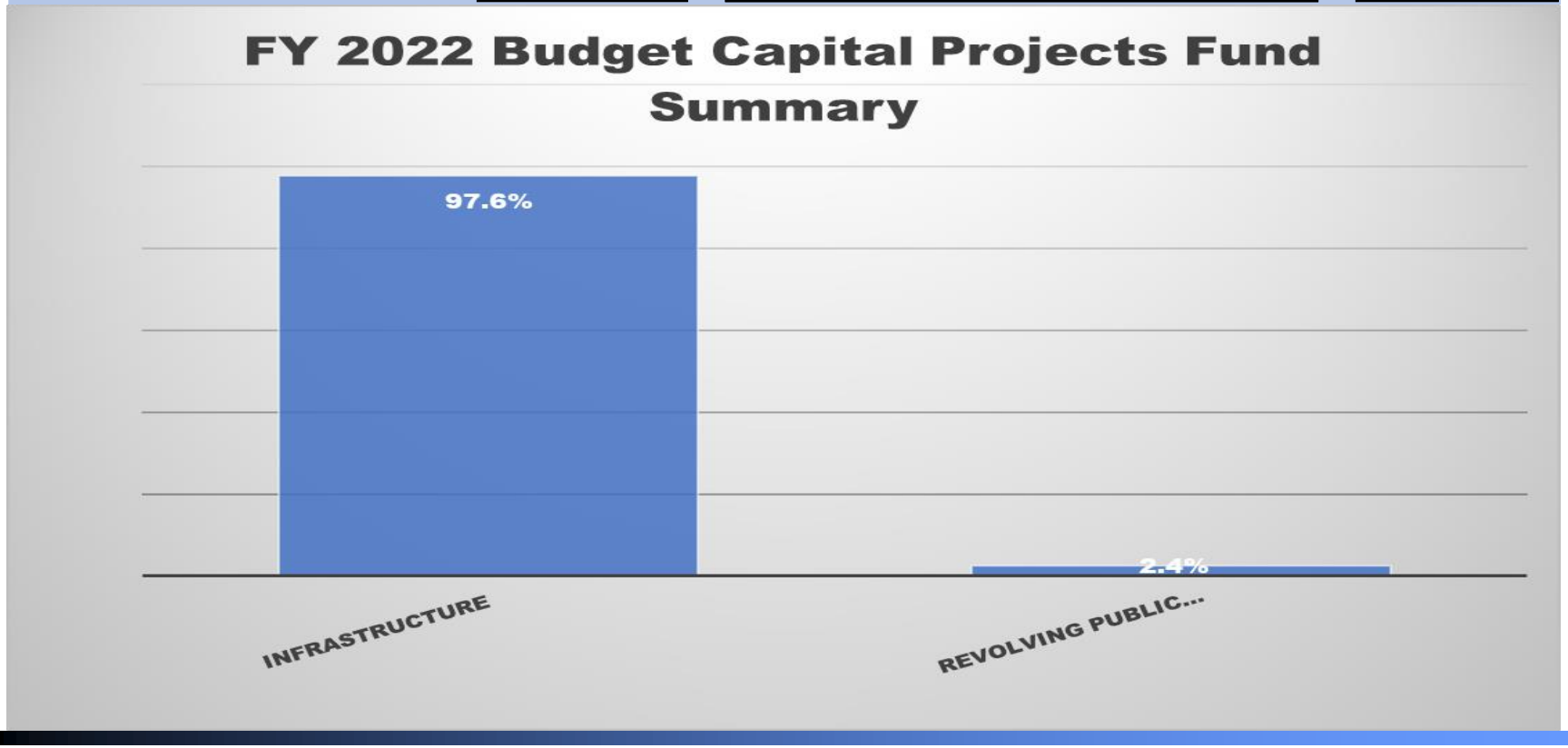

## FY 2022 BUDGET ENTERPRISE FUND SUMMARY

| FUND | FY 2022 Total Revenue | FY 2022 Operational Expenditures | FY 2022 Capital Expenditures | FY 2022 Transfers Out | FY 2022 Total Expenditures |
|---|---|---|---|---|---|
| Airport | $ 2,634,510 | $ 2,816,750 | $ - | $ 199,637 | $ 3,016,387 |
| Golf Course | $ 877,300 | $ 813,265 | $ - | $ 29,307 | $ 842,572 |
| Sanitary Sewer | $ 19,013,500 | $ 12,160,333 | $ - | $ 1,442,250 | $ 13,602,583 |
| | | | | | |
| Total Enterprises Funds | $ 22,525,310 | $ 15,790,348 | $ - | $ 1,671,194 | $ 17,461,542 |

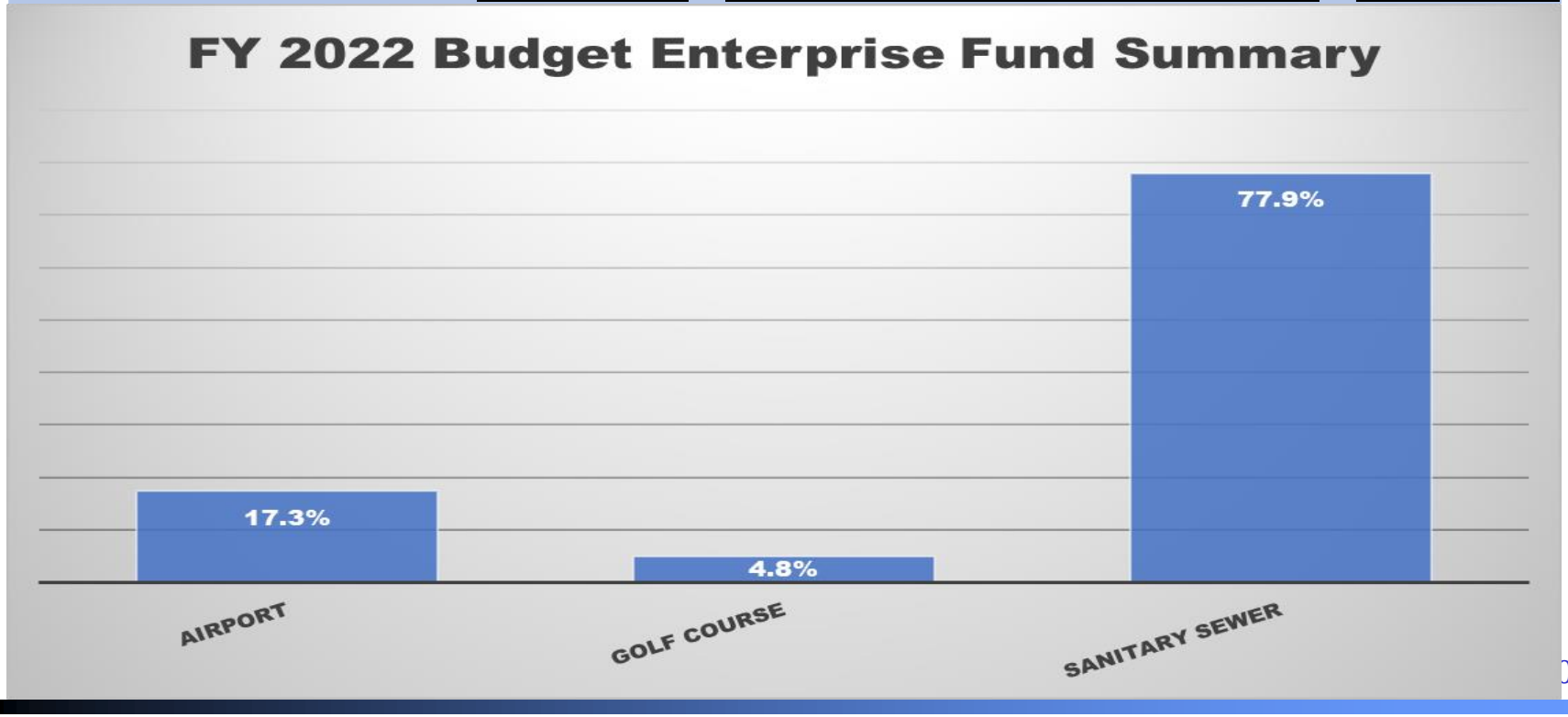

## FY 2022 BUDGET INTERNAL SERVICE FUND SUMMARY

| FUND | FY 2022 Total Revenue | FY 2022 Operational Expenditures | FY 2022 Capital Expenditures | FY 2022 Transfers Out | FY 2022 Total Expenditures |
|---|---|---|---|---|---|
| Central Garage | $ 1,577,750 | $ 1,467,798 | $ - | $ 43,873 | $ 1,511,671 |
| Health Self-Insurance | $ 6,500,000 | $ 6,967,600 | $ - | $ - | $ 6,967,600 |
| Worker's Compensation | $ 1,009,492 | $ 1,017,857 | $ - | $ - | $ 1,017,857 |
| Liability & Property | $ 1,123,815 | $ 1,333,565 | $ - | $ - | $ 1,333,565 |
| Emergency Communications | $ 2,314,148 | $ 1,882,922 | $ - | $ 89,440 | $ 1,972,362 |
| | | | | | |
| Total Internal Service Funds | $ 12,525,205 | $ 12,669,742 | $ - | $ 133,313 | $ 12,803,055 |

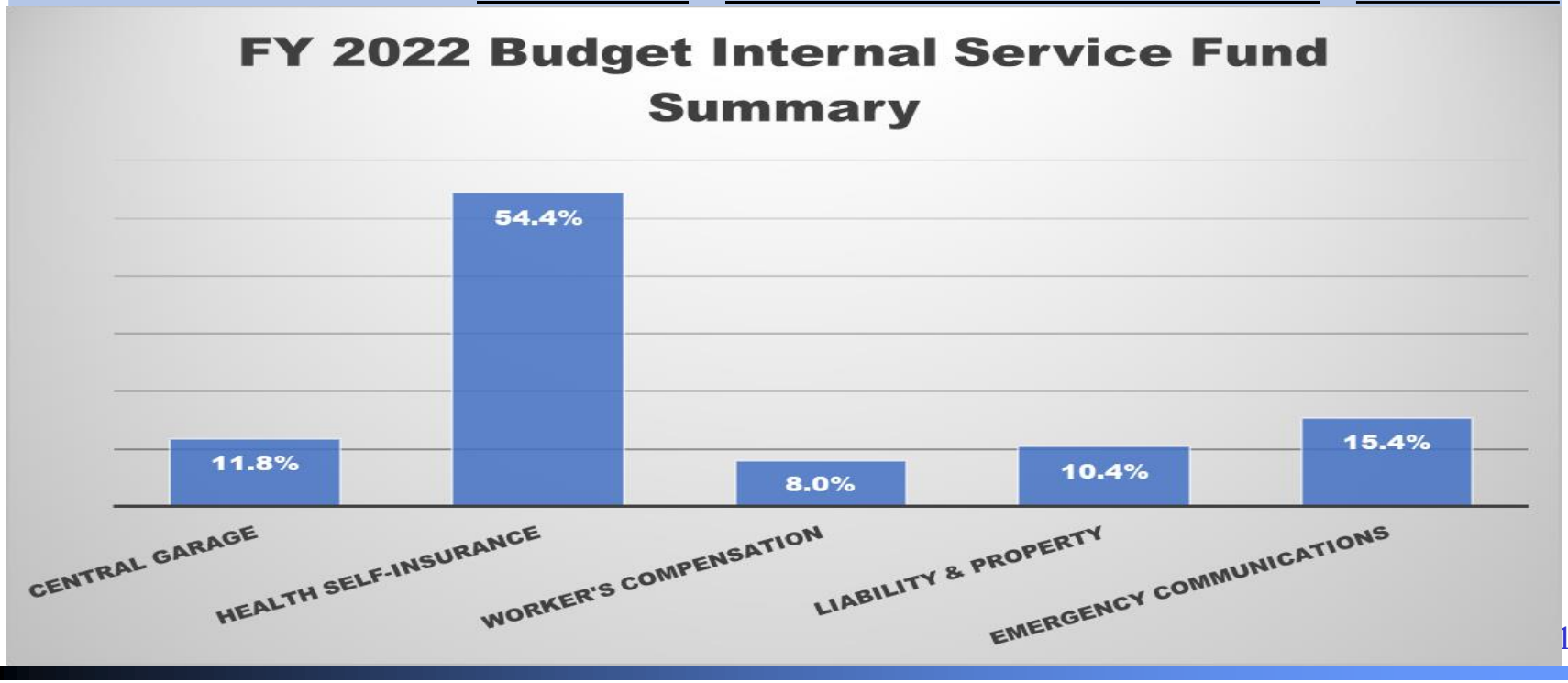

# FY 2022 PROPOSED BUDGET ASSUMPTIONS – ALL FUNDS

- 2%-2.5% Step Increase effective on employee's anniversary date for eligible employees-Overall Estimated Cost $273,300
- General Employee LAGERS Rate increased from 12.9% to 13.3%-Overall Estimated Cost $57,000
- Police Employee LAGERS Rate increased from 16.4% to 17.4%-Overall Estimated Cost $38,000
- Fire Employee LAGERS Rate decreased from 19.8% to 17.7% due to Pension Sales Tax one-time contribution of $1,000,000-Overall Estimated Savings $70,000
- Projected increase in Employee Insurance Benefits-Overall Estimated Cost $169,000

# REVENUE HIGHLIGHTS – ALL FUNDS

- **Sales Tax**
  - Projected Sales Tax increase in the FY 2022 Budget is 1.5% from 2020 actuals

  - Revenue generated from the 1.0% General Sales Tax, 0.5% Pension Sales Tax, 0.5% Public Safety General Sales Tax, 0.5% Transportation Sales Tax, .25% Parks & Stormwater Sales Tax and .375% Capital Improvement Sales Tax is expected to be approximately $46.3 million in FY 2021.
  - Parks & Stormwater Sales Tax is budgeted for a half-year, due to the scheduled expiration date

# REVENUES – ALL FUNDS
# FY 2022 Proposed Budget

| | | |
|---|---|---|
| General Sales Tax | $ | 15,428,000 |
| 1/2-Cent Pension Sales Tax | | 7,714,000 |
| Public Safety Sales Tax | | 7,714,000 |
| Parks & Stormwater Sales Tax | | 1,928,500 |
| Transportation Sales Tax | | 7,714,000 |
| Capital Improvement Sales Tax | | 5,785,500 |
| Utility Franchise Tax | | 5,885,000 |
| Property Taxes | | 1,530,600 |
| Other Taxes | | 5,700,000 |
| Intergovernmental (Grants) | | 18,543,744 |
| Licenses & Permits | | 1,763,650 |
| Fines & Forfeitures | | 799,200 |
| Charges for Services | | 18,275,986 |
| Wastewater Fees | | 18,500,000 |
| Interest Earnings | | 1,245,700 |
| Other Income | | 1,351,500 |
| **TOTAL REVENUE** | **$** | **119,879,380** |

# TOTAL REVENUE BY TYPE – ALL FUNDS
# FY 2022 Proposed Budget

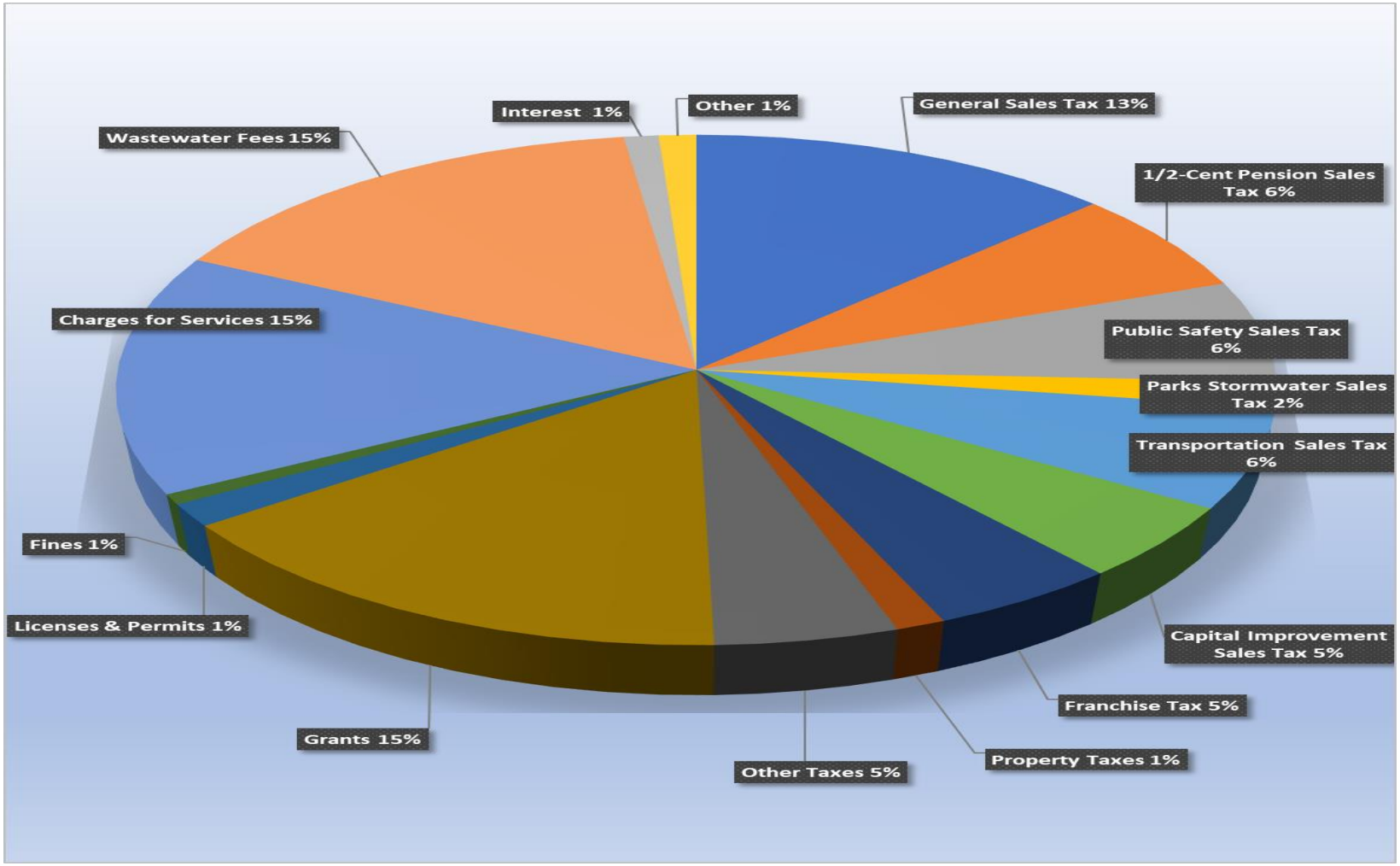

# EXPENDITURES BY FUNCTION – ALL FUNDS

## FY 2022 Proposed Budget

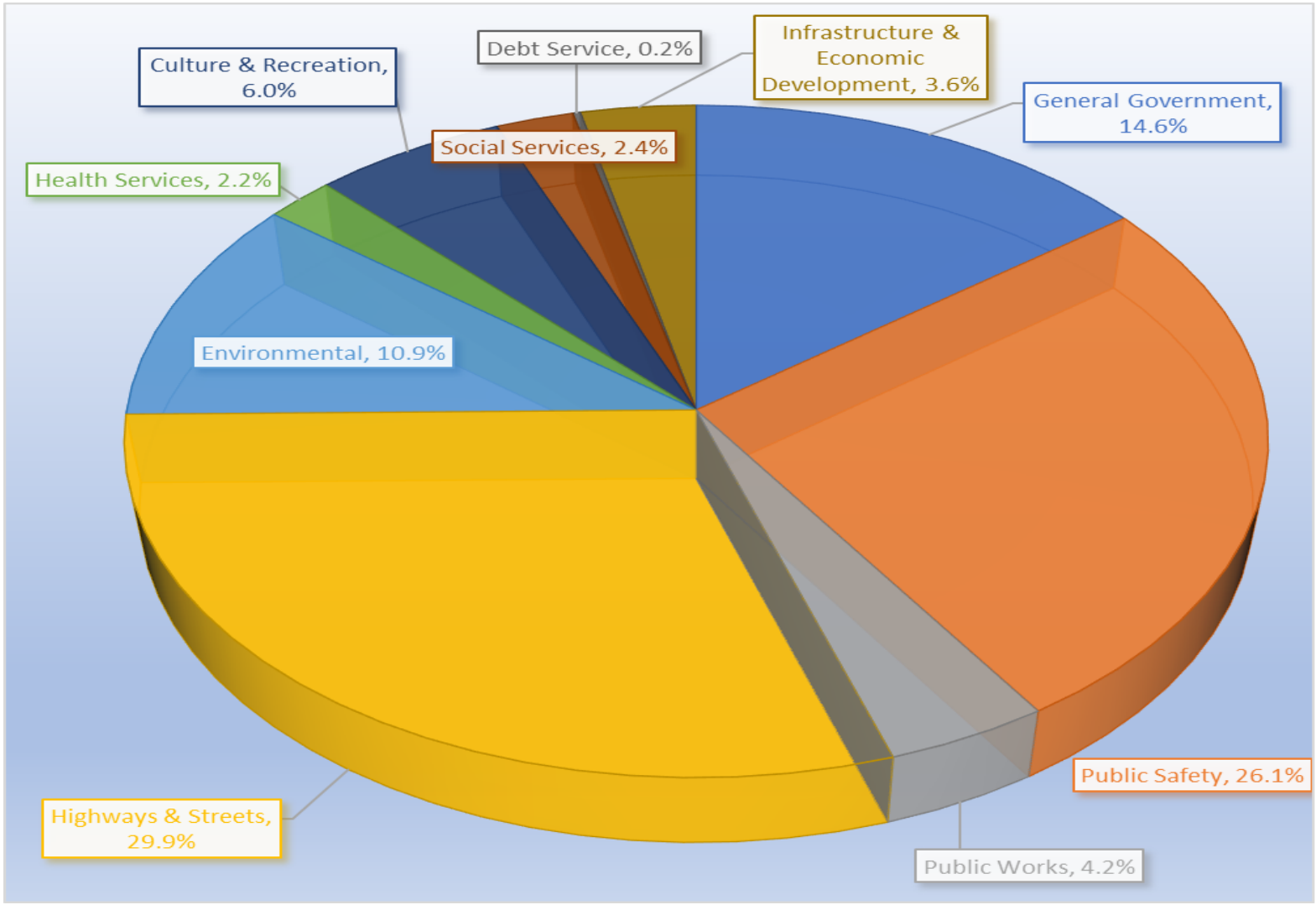

# POSITION SUMMARY – ALL FUNDS
# FY 2022 PROPOSED BUDGET

FY 2022 POSITIONS BY FUND SUMMARY

| FUND TYPE | FY 2020 ACTUAL | FY 2021 ACTUAL | FY 2022 PROPOSED | PROPOSED CHANGE |
|---|---|---|---|---|
| General Fund | 258.95 | 258.95 | 259.90 | 0.95 |
| Special Revenue Funds | 220.30 | 221.75 | 221.75 | - |
| Enterprise Funds | 76.25 | 76.25 | 76.25 | - |
| Internal Service Funds | 27.60 | 27.60 | 26.80 | (0.80) |
| | | | | |
| Total Positions by Fund | 583.10 | 584.55 | 584.70 | 0.15 |

FTE Proposed Changes:

General Fund: Add Intern .15 FTE and Human Resources Funding Change .80FTE

Internal Service Funds: .80 Reduction due to Human Resources Funding Change

# Positions by Fund

## Full-Time Equivalent (FTE)

| | FYE 2020 Actual | FYE 2021 Actual | FY 2022 Proposed Budget |
|---|---|---|---|
| **GENERAL FUND** | | | |
| City Manager | 4.00 | 4.00 | 4.15 |
| City Clerk | 2.00 | 2.00 | 2.00 |
| Legal Services | 6.25 | 6.25 | 6.25 |
| Human Resources | 3.60 | 3.60 | 4.40 |
| Building Regulations | 6.00 | 6.00 | 6.00 |
| Finance | 10.00 | 10.00 | 10.00 |
| Information Technology | 6.00 | 6.00 | 6.00 |
| Municipal Court | 9.50 | 9.50 | 9.50 |
| Public Works | 17.40 | 17.40 | 17.40 |
| Police | 109.80 | 109.80 | 109.80 |
| Fire | 71.00 | 71.00 | 71.00 |
| Cemeteries | 7.20 | 7.20 | 7.20 |
| Emergency Management | 2.00 | 2.00 | 2.00 |
| Neighborhood Improvement | 4.20 | 4.20 | 4.20 |
| **Total General Fund** | **258.95** | **258.95** | **259.90** |
| **SPECIAL REVENUE FUNDS** | | | |
| Public Safety Sales Tax | 55.00 | 55.00 | 55.00 |
| Convention & Tourism | 4.25 | 4.25 | 4.25 |
| Health & Welfare | 31.80 | 31.80 | 31.80 |
| Parks & Recreation | 39.65 | 42.65 | 42.65 |
| Solid Waste Management | 4.20 | 4.20 | 4.20 |
| Parks & Stormwater Sales Tax | 15.50 | 15.35 | 15.35 |
| Transportation Sales Tax | 59.20 | 59.20 | 59.20 |
| Capital Improvements Sales Tax | 1.90 | 1.75 | 1.75 |
| Community Planning | 8.80 | 7.55 | 7.55 |
| **Total Special Revenue Funds** | **220.30** | **221.75** | **221.75** |
| **ENTERPRISE FUNDS** | | | |
| Regional Airport | 12.80 | 12.80 | 12.80 |
| Municipal Golf Course | 10.50 | 10.50 | 10.50 |
| Sanitary Sewer | 52.95 | 52.95 | 52.95 |
| **Total Enterprise Funds** | **76.25** | **76.25** | **76.25** |
| **INTERNAL SERVICE FUNDS** | | | |
| Central Garage | 4.20 | 4.20 | 4.20 |
| Worker's Compensation | 0.80 | 0.80 | 0.30 |
| Liability & Property Self-Insurance | 0.60 | 0.60 | 0.30 |
| Emergency Communications | 22.00 | 22.00 | 22.00 |
| **Total Internal Service Funds** | **27.60** | **27.60** | **26.80** |
| **TOTAL FTE - ALL FUNDS** | **583.10** | **584.55** | **584.70** |
| | | | |
| **Not Included in FTE Count:** | | | |
| One Public Defender in Municipal Court (Contract) | | | |
| Nine City Councilors (Stipend) | | | |

# PROPOSED PERSONNEL CHANGES
## FY 2022 PROPOSED BUDGET

- All Funds:
  - Add Intern to City Manager Budget in General Fund (.15 FTE)
  - Change in Funding (.80 FTE) to Human Resources in General Fund from Worker's Compensation Fund & Liability Insurance Fund

# KEY ACCOMPLISHMENTS IN FY 2021

- Development & Adoption of City Council Vision & Goals
- Development of Action Plans to Achieve City Council Goals
- Continued Improvement of Compensation for City Employees
- Completion of Memorial Hall Study, Ewert Pool Study, Parks Master Plan and Stormwater Master Plan
- Election for Renewal of ¼-Cent Parks/Stormwater Sales Tax and Preparation for Use Tax Initiative
- Began Migration to Voice Over Internet Phone (VOIP)
- Transitioned to required State Court Software System
- Continued COVID-19 Response through Vaccinations, Contact Tracing, Case Investigations and Testing
- Continuation of Migration to Online Building Permit Option
- Completed Transit Master Plan, Fiber & Connectivity Gap Analysis for SMART City Plan, Analysis of Street Network to accommodate separated bike lanes, ADA Transition Plan and Housing Study
- Conducted Police and Fire Resource Allocation Studies
- Awarded and Implemented Trash & Recycling Contracts
- Supported 10th year Remembrance of the 2011 EF-5 Tornado

# FY 2022 KEY INITIATIVES OTHER FUNDS

- Continuation of Parks Beautification and Enhancement Program
- Continuation of Volunteer Recruitment Efforts for Adopt-A-Park Program
- Continuation of Development & Implementation of SMART City Plan
- Complete Installation of Public Safety Street Lights
- Complete Tourism Venue Economic Development Study
- Upgrade Wayfinding Graphics, Add Grand Falls Wayfinding & Tri-State Marker
- Continue COVID-19 efforts including Vaccinations, Case Investigations, Community Partnerships & Adaptation to New Developments
- Research Park Outdoor Programming Options & Create Community Fitness Program
- Conduct Community Health Needs Assessment
- Review of Current Sign Code & Implement Zoning Code
- Continuation of Evaluation & Planning for Future Growth
- Complete Solid Waste Master Plan
- Continue to Complete Projects on Current Parks & Stormwater Sales Tax List
- Implement Assessment & Remediation from ADA Transition Plan
- Complete Multi-Modal Master Plan, Traffic Signal Master Plan and Facilities Master Plan for CIP Renewal
- Continue to Complete Projects on Current Capital Improvements Sales Tax List
- Continue Reconstruction of Runway 18/36
- Continue Airport Marketing Initiative for Joplin flights
- Host Schifferdecker Golf Course 100-Year Anniversary
- Reduction of Inflow & Infiltration (I&I) on the private side through two Pilot Programs
- Evaluate & Assess Emergency Communications Operations

# GENERAL FUND
# FY 2022 PROPOSED BUDGET

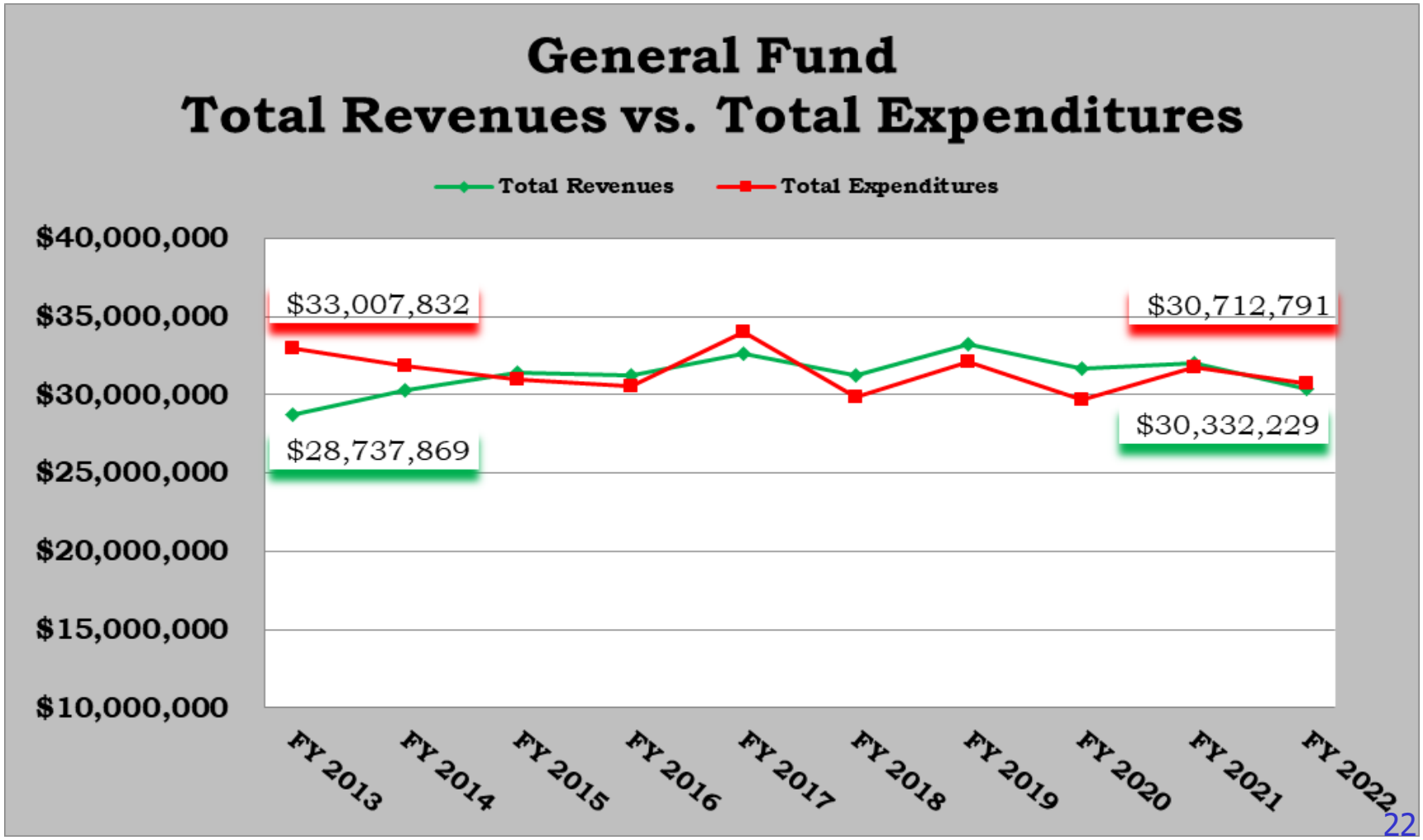

# GENERAL FUND REVENUES
## FY 2022 PROPOSED BUDGET

FY 2022 BUDGET GENERAL FUND REVENUES

| GENERAL FUND REVENUE | FY 2020 ACTUAL | FY 2021 ESTIMATED | FY 2022 BUDGET | PROPOSED CHANGE AMOUNT | % |
|---|---|---|---|---|---|
| Sales Tax | $ 15,199,077 | $ 15,900,000 | $ 15,428,000 | $ (472,000) | -3.0% |
| Franchise & Other Taxes | $ 6,078,315 | $ 6,120,000 | $ 6,120,000 | $ - | 0.0% |
| Licenses & Permits | $ 1,900,296 | $ 2,193,100 | $ 1,737,350 | $ (455,750) | -20.8% |
| Fines & Forfeitures | $ 791,900 | $ 799,200 | $ 799,200 | $ - | 0.0% |
| Charges & User Fees | $ 547,978 | $ 527,449 | $ 367,464 | $ (159,985) | -30.3% |
| Other Income & Donations | $ 867,696 | $ 453,065 | $ 330,400 | $ (122,665) | -27.1% |
| Grants | $ 1,167,852 | $ 1,296,203 | $ 779,794 | $ (516,409) | -39.8% |
| Transfers In | $ 5,100,481 | $ 4,768,227 | $ 4,770,021 | $ 1,794 | 0.0% |
| | | | | | |
| Total General Fund Revenue | $ 31,653,595 | $ 32,057,244 | $ 30,332,229 | $ (1,725,015) | -5.4% |

# GENERAL FUND REVENUES
## FY 2022 PROPOSED BUDGET

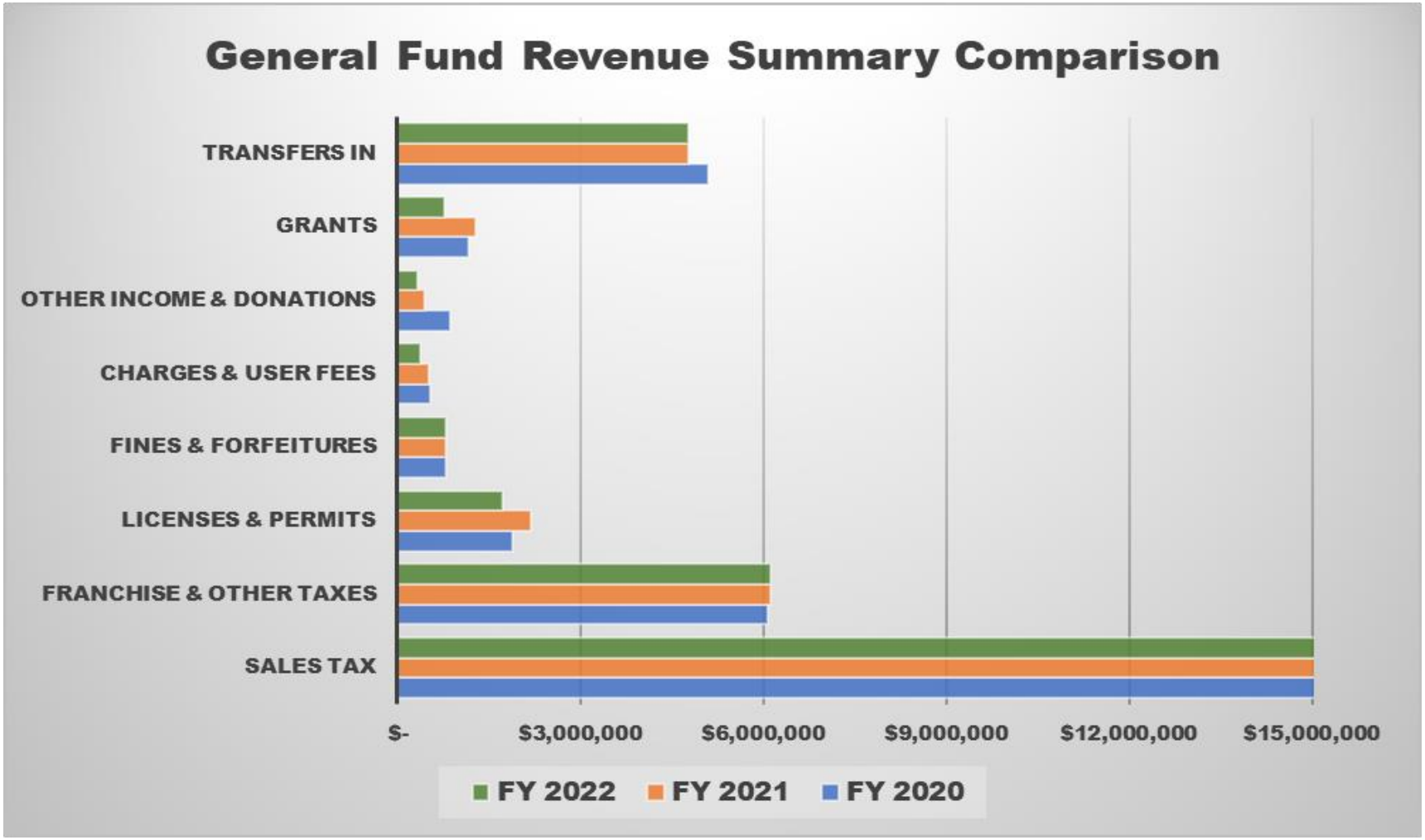

# GENERAL FUND REVENUES
## MAJOR REVENUE SOURCES

10-YEAR HISTORY OF GROSS 1% SALES TAX

| FISCAL YEAR | AMOUNT | YEARLY % CHANGE |
|---|---|---|
| 2013 | $ 12,442,798 | -3.2% |
| 2014 | $ 13,169,209 | 5.8% |
| 2015 | $ 13,604,721 | 3.3% |
| 2016 | $ 13,726,267 | 0.9% |
| 2017 | $ 14,230,450 | 3.7% |
| 2018 | $ 14,258,932 | 0.2% |
| 2019 | $ 15,150,748 | 6.3% |
| 2020 | $ 15,199,077 | 0.3% |
| Est. 2021 | $ 15,900,000 | 4.6% |
| Budget 2022 | $ 15,428,000 | -3.0% |
| Average Annual Change | | 1.9% |
| Ten Year Average Change | | 22.5% |

10-YEAR HISTORY OF FRANCHISE TAXES

| FISCAL YEAR | AMOUNT | YEARLY % CHANGE |
|---|---|---|
| 2013 | $ 6,577,704 | 2.7% |
| 2014 | $ 6,649,802 | 1.1% |
| 2015 | $ 6,389,210 | -3.9% |
| 2016 | $ 6,082,435 | -4.8% |
| 2017 | $ 6,229,719 | 2.4% |
| 2018 | $ 6,216,670 | -0.2% |
| 2019 | $ 6,099,376 | -1.9% |
| 2020 | $ 5,837,234 | -4.3% |
| Est. 2021 | $ 5,885,000 | 0.8% |
| Budget 2022 | $ 5,885,000 | 0.0% |
| Average Annual Change | | -0.8% |
| Ten Year Average Change | | -15.1% |

# 1% GENERAL GROSS SALES TAX

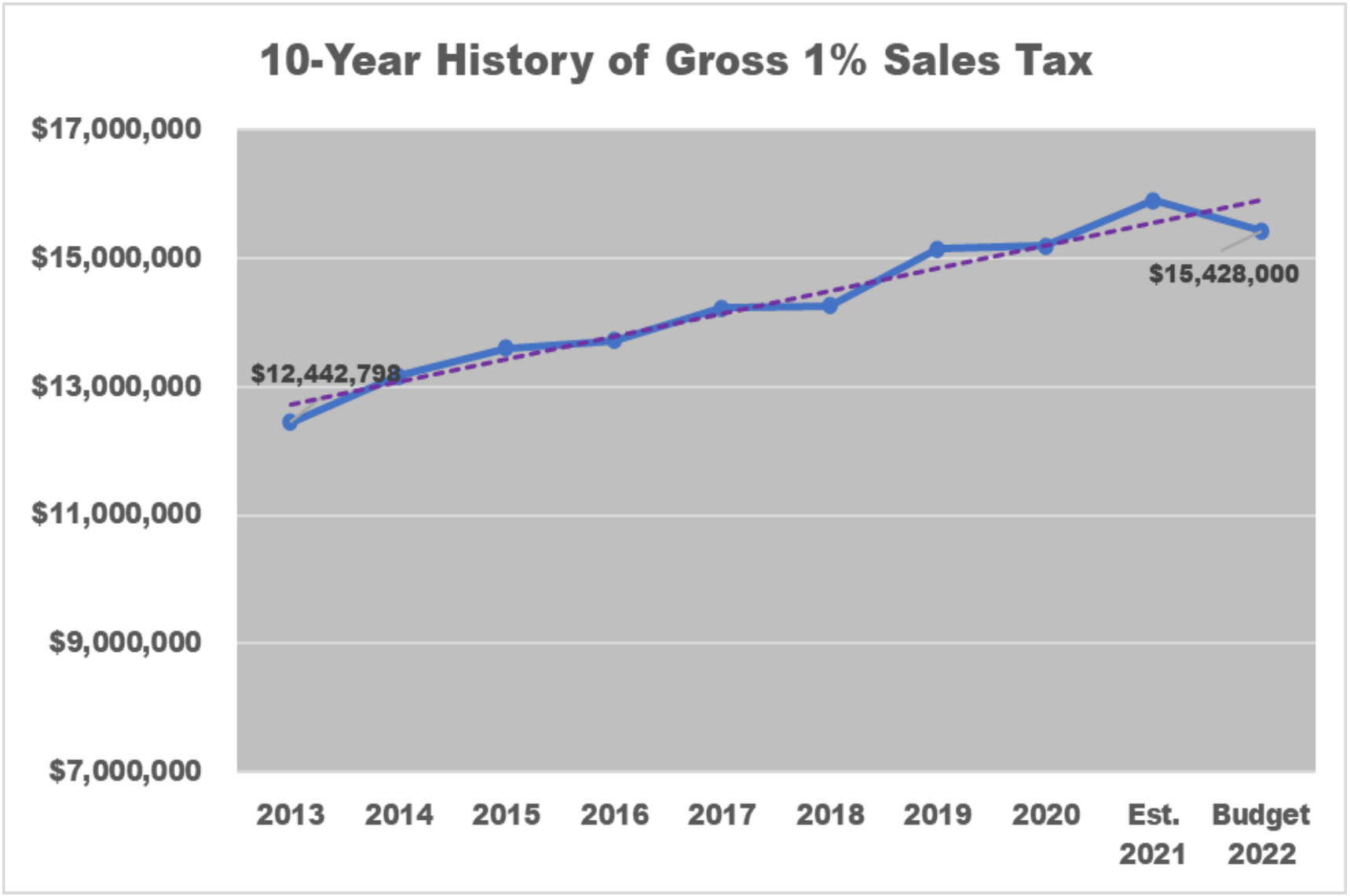

# FRANCHISE TAXES

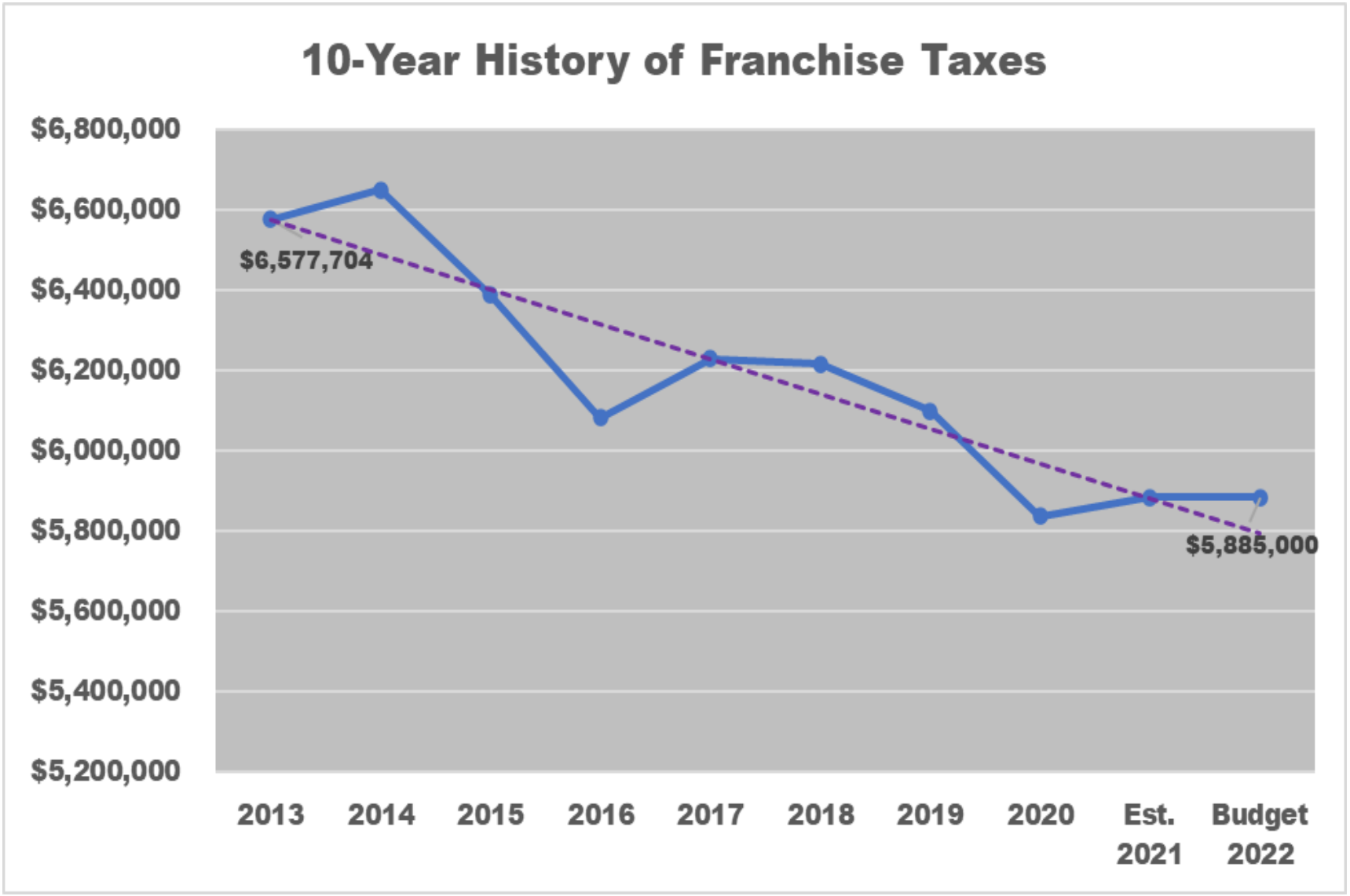

## 10-YEAR HISTORY OF FRANCHISE TAXES BY TYPE

| FRANCHISE FEE | 2013 | 2014 | 2015 | 2016 | 2017 | 2018 | 2019 | 2020 | Est. 2021 | Budget 2022 |
|---|---|---|---|---|---|---|---|---|---|---|
| Electric | $ 2,933,474 | $ 3,144,617 | $ 3,137,646 | $ 3,177,136 | $ 3,249,568 | $3,556,350 | $3,362,154 | $3,247,194 | $3,300,000 | $3,300,000 |
| Cable | $ 336,318 | $ 346,330 | $ 332,852 | $ 288,528 | $ 258,800 | $ 240,193 | $ 225,002 | $ 222,312 | $ 220,000 | $ 220,000 |
| Telephone | $ 1,367,020 | $ 1,175,359 | $ 944,718 | $ 862,156 | $ 937,164 | $ 680,108 | $ 598,596 | $ 577,362 | $ 550,000 | $ 550,000 |
| Natural Gas | $ 993,913 | $ 988,252 | $ 1,002,529 | $ 837,026 | $ 891,534 | $1,071,124 | $1,101,139 | $ 972,711 | $1,000,000 | $1,000,000 |
| Water | $ 946,979 | $ 995,245 | $ 971,465 | $ 917,588 | $ 892,653 | $ 668,895 | $ 812,485 | $ 817,655 | $ 815,000 | $ 815,000 |
| Total Franchise Taxes | $ 6,577,704 | $ 6,649,803 | $ 6,389,210 | $ 6,082,434 | $ 6,229,719 | $6,216,670 | $6,099,376 | $5,837,234 | $5,885,000 | $5,885,000 |

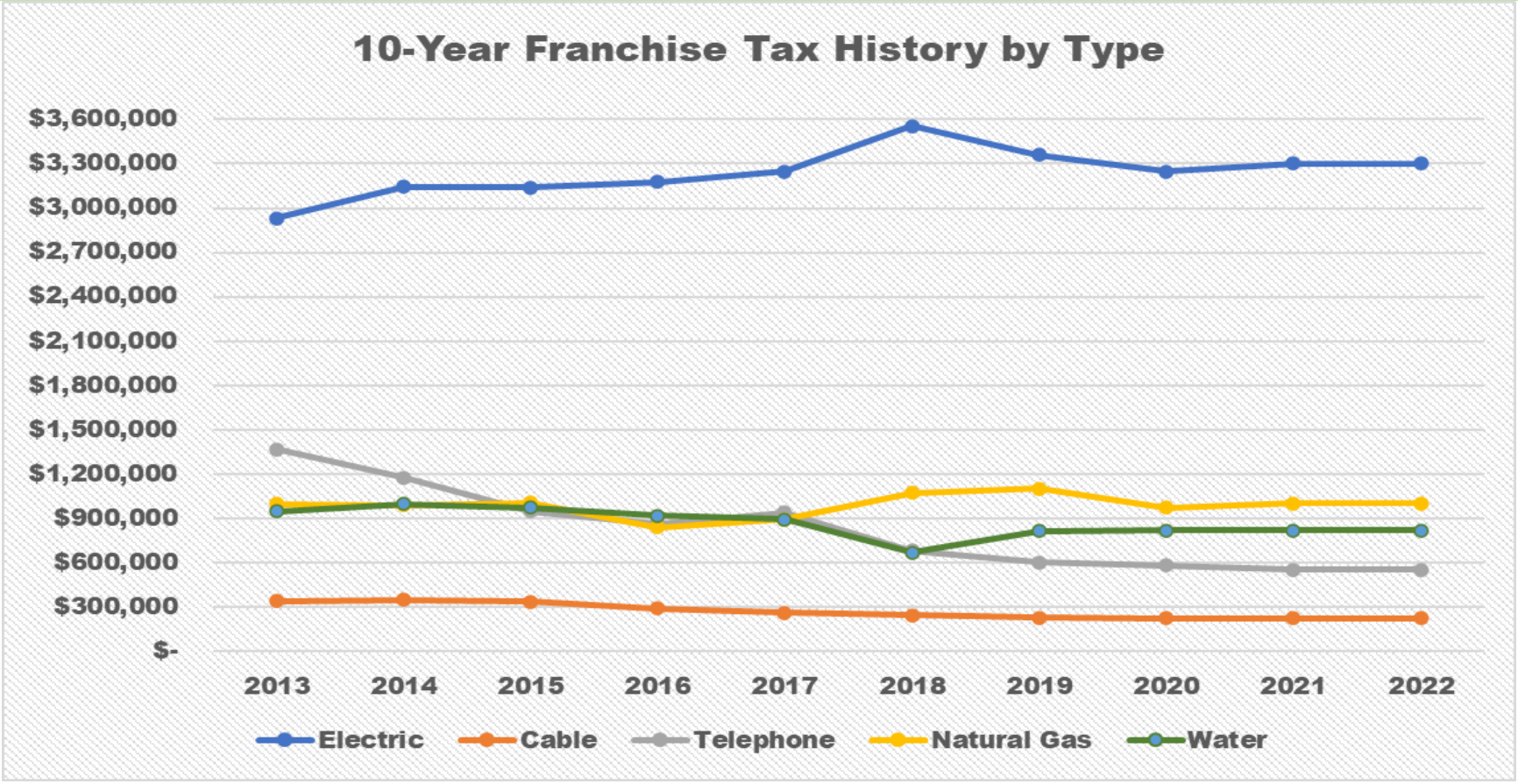

# GENERAL FUND EXPENDITURES
## BY DEPARTMENT

FY 2022 BUDGET GENERAL FUND EXPENDITURES BY DEPARTMENT

| DEPARTMENT | FY 2020 ACTUAL | FY 2021 ESTIMATED | FY 2022 BUDGET | PROPOSED CHANGE AMOUNT | % |
|---|---|---|---|---|---|
| City Council | $ 193,927 | $ 574,705 | $ 285,832 | $ (288,873) | -50.3% |
| City Manager | $ 703,603 | $ 944,530 | $ 1,385,955 | $ 441,425 | 46.7% |
| City Clerk | $ 222,788 | $ 251,250 | $ 261,343 | $ 10,093 | 4.0% |
| Legal Services | $ 622,021 | $ 680,909 | $ 685,684 | $ 4,775 | 0.7% |
| Human Resources | $ 385,033 | $ 402,876 | $ 537,494 | $ 134,618 | 33.4% |
| Building Regulations | $ 482,053 | $ 542,109 | $ 545,004 | $ 2,895 | 0.5% |
| Finance | $ 1,191,134 | $ 1,247,436 | $ 1,249,610 | $ 2,174 | 0.2% |
| Information Technology | $ 1,745,730 | $ 1,804,029 | $ 1,716,198 | $ (87,831) | -4.9% |
| Municipal Court | $ 682,118 | $ 796,563 | $ 759,542 | $ (37,021) | -4.6% |
| Public Works | $ 1,872,748 | $ 2,024,924 | $ 2,069,209 | $ 44,285 | 2.2% |
| Police | $ 9,016,373 | $ 9,211,372 | $ 8,899,029 | $ (312,343) | -3.4% |
| Fire | $ 6,162,230 | $ 6,751,961 | $ 5,802,926 | $ (949,035) | -14.1% |
| Cemetery (Parks) | $ 432,612 | $ 428,485 | $ 440,727 | $ 12,242 | 2.9% |
| Emergency Management | $ 171,220 | $ 211,430 | $ 190,833 | $ (20,597) | -9.7% |
| Neighborhood Improvement | $ 238,933 | $ 293,723 | $ 294,779 | $ 1,056 | 0.4% |
| Transfers Out | $ 5,569,300 | $ 5,611,126 | $ 5,588,626 | $ (22,500) | -0.4% |
| | | | | | |
| Total General Fund Expenditures | $ 29,691,823 | $ 31,777,428 | $ 30,712,791 | $ (1,064,637) | -3.4% |

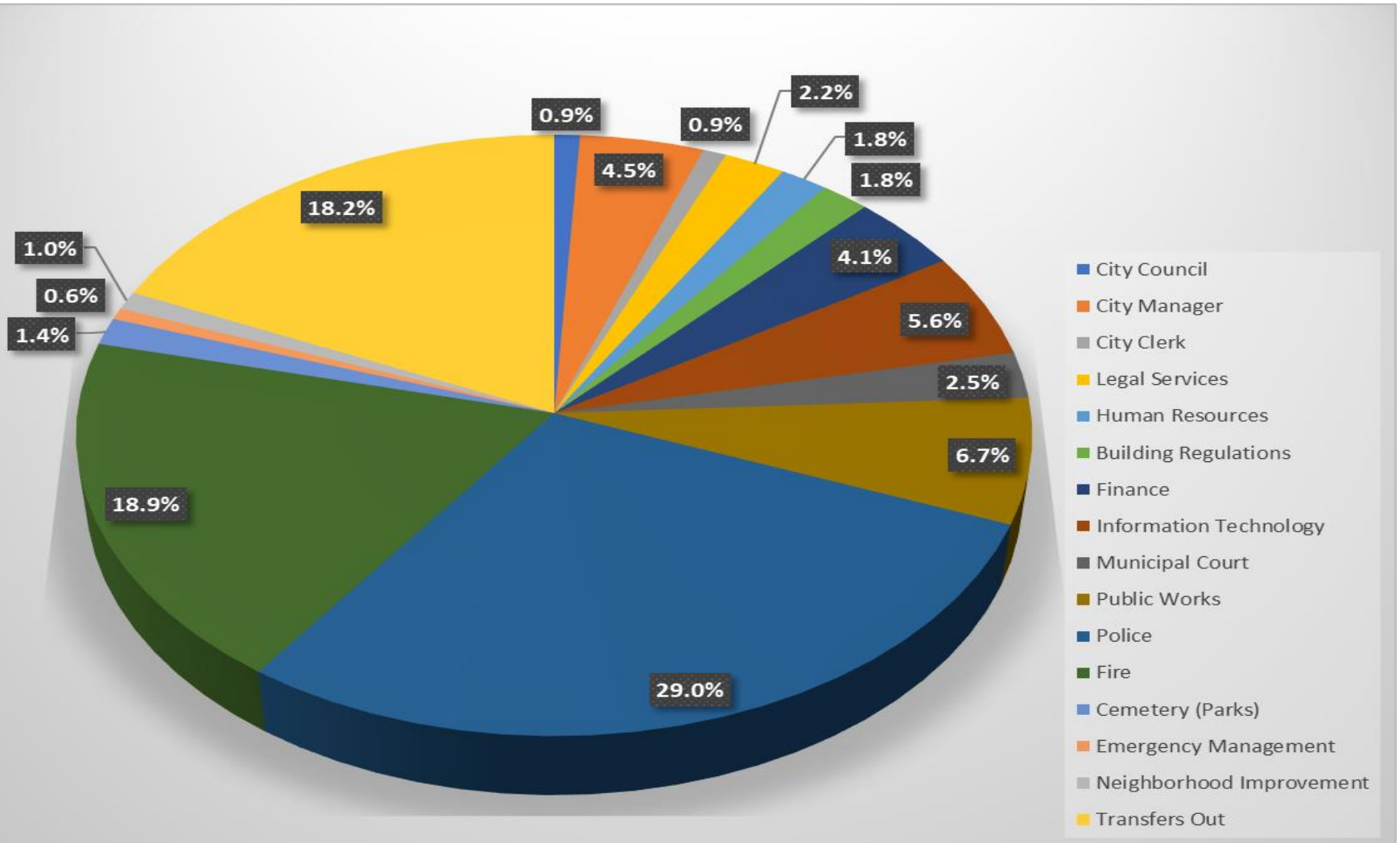


**General Fund Expenditure Share by Department**

# GENERAL FUND EXPENDITURES
## BY CATEGORY

GENERAL FUND EXPENDITURES BY CATEGORY

| CATEGORY | FY 2020 ACTUAL | FY 2021 ESTIMATED | FY 2022 BUDGET | PROPOSED CHANGE AMOUNT | PROPOSED CHANGE % |
|---|---|---|---|---|---|
| Personnel Services | $ 17,179,848 | $ 18,410,005 | $ 18,673,157 | $ 263,152 | 1.4% |
| Operational Supplies | $ 4,078,802 | $ 4,285,351 | $ 4,538,596 | $ 253,245 | 5.9% |
| Other Purchases/Services | $ 1,318,499 | $ 1,528,670 | $ 1,257,637 | $ (271,033) | -17.7% |
| Capital Outlay | $ 1,545,368 | $ 1,942,276 | $ 654,775 | $ (1,287,501) | -66.3% |
| Transfers Out | $ 5,569,300 | $ 5,611,126 | $ 5,588,626 | $ (22,500) | -0.4% |
| Total GF Expenditures | $ 29,691,817 | $ 31,777,428 | $ 30,712,791 | $ (1,064,637) | -3.4% |

# GENERAL FUND
# TOTAL EXPENDITURES
## FY 2022 Budget

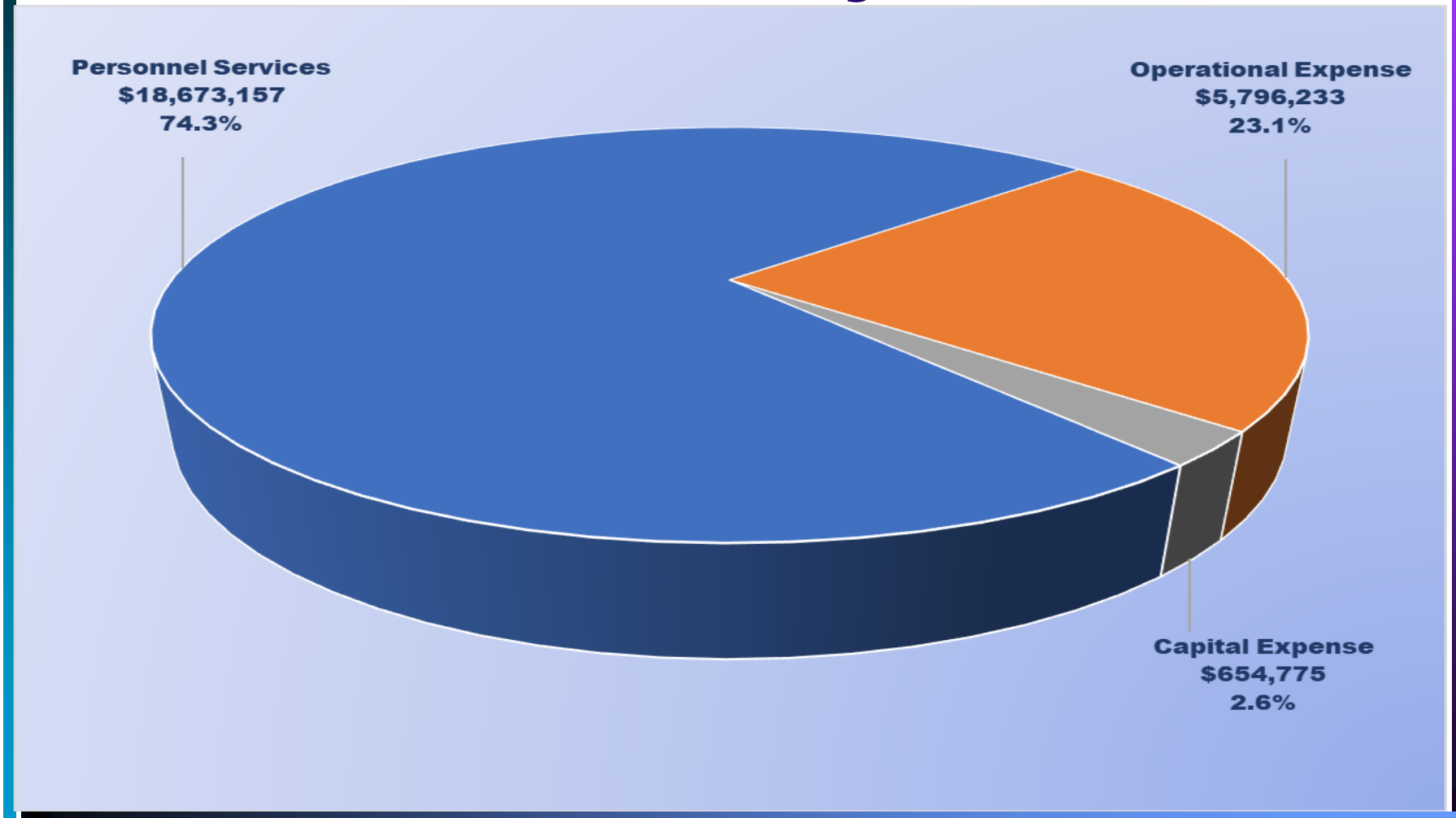

# GENERAL FUND
# SUMMARY OF POSITIONS BY DEPARTMENT

FY 2022 GENERAL FUND POSITIONS BY DEPARTMENT

| DEPARTMENT | FY 2020 ACTUAL | FY 2021 ACTUAL | FY 2022 PROPOSED | PROPOSED CHANGE | % OF TOTAL |
|---|---|---|---|---|---|
| City Manager | 4.00 | 4.00 | 4.15 | 0.15 | 1.6% |
| City Clerk | 2.00 | 2.00 | 2.00 | - | 0.8% |
| Legal Services | 6.25 | 6.25 | 6.25 | - | 2.4% |
| Human Resources | 3.60 | 3.60 | 4.40 | 0.80 | 1.7% |
| Building Regulations | 6.00 | 6.00 | 6.00 | - | 2.3% |
| Finance | 10.00 | 10.00 | 10.00 | - | 3.8% |
| Information Technology | 6.00 | 6.00 | 6.00 | - | 2.3% |
| Municipal Court | 9.50 | 9.50 | 9.50 | - | 3.7% |
| Public Works | 17.40 | 17.40 | 17.40 | - | 6.7% |
| Police | 109.80 | 109.80 | 109.80 | - | 42.2% |
| Fire | 71.00 | 71.00 | 71.00 | - | 27.3% |
| Cemeteries | 7.20 | 7.20 | 7.20 | - | 2.8% |
| Emergency Management | 2.00 | 2.00 | 2.00 | - | 0.8% |
| Neighborhood Improvement | 4.20 | 4.20 | 4.20 | - | 1.6% |
| Total GF Positions | 258.95 | 258.95 | 259.90 | 0.95 | 100.0% |

# FY 2022 General Fund Positions by Department

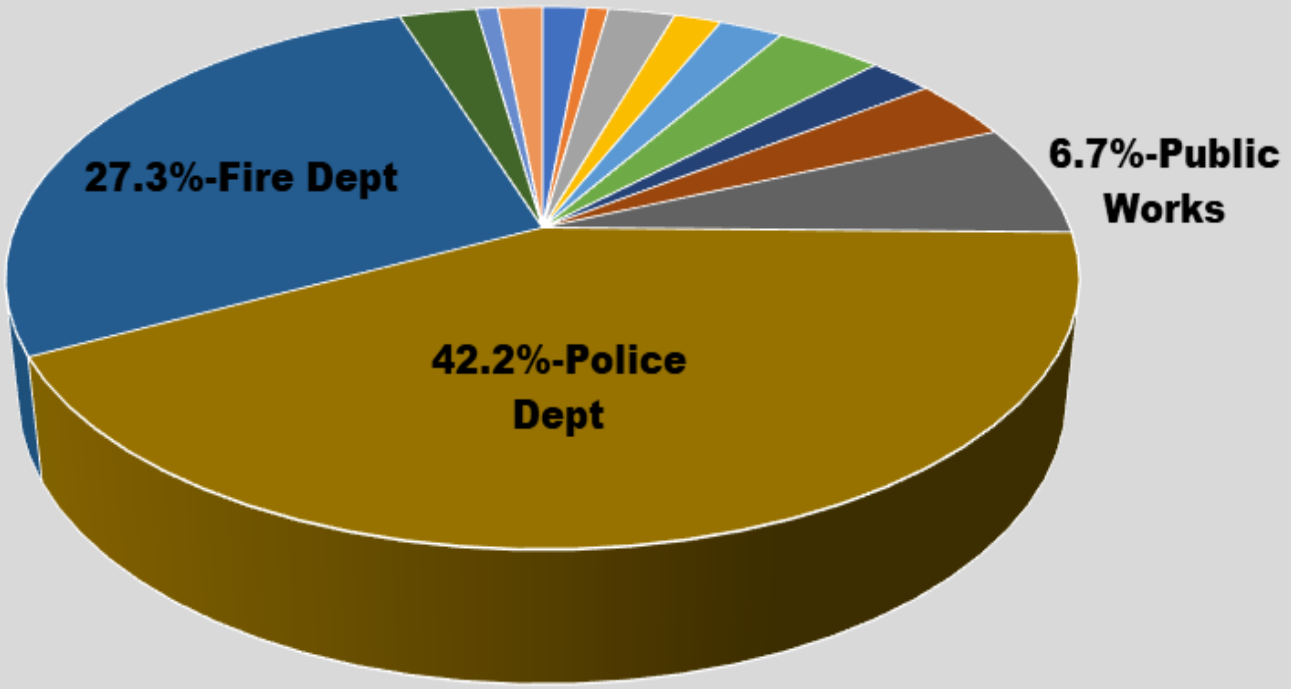

# GENERAL FUND
## FUND BALANCE

GENERAL FUND 10-YEAR HISTORY OF FUND BALANCE

| FISCAL YEAR | UNRESTRICED AMOUNT | CONTINGENCY AMOUNT | TOTAL FUND BALANCE |
|---|---|---|---|
| 2013 | $ 6,041,859 | $ 5,268,745 | $ 11,310,604 |
| 2014 | $ 5,004,749 | $ 5,615,719 | $ 10,620,468 |
| 2015 | $ 5,849,258 | $ 5,517,197 | $ 11,366,455 |
| 2016 | $ 6,954,116 | $ 5,635,638 | $ 12,589,754 |
| 2017 | $ 4,250,831 | $ 5,462,582 | $ 9,713,413 |
| 2018 | $ 8,305,763 | $ 5,311,266 | $ 13,617,029 |
| 2019 | $ 9,129,379 | $ 5,650,218 | $ 14,779,597 |
| 2020 | $ 11,290,244 | $ 5,451,124 | $ 16,741,368 |
| Est. 2021 | $ 11,128,819 | $ 5,892,365 | $ 17,021,184 |
| Budget 2022 | $ 10,693,757 | $ 5,946,865 | $ 16,640,622 |

# GENERAL FUND 10-YEAR FUND BALANCE HISTORY

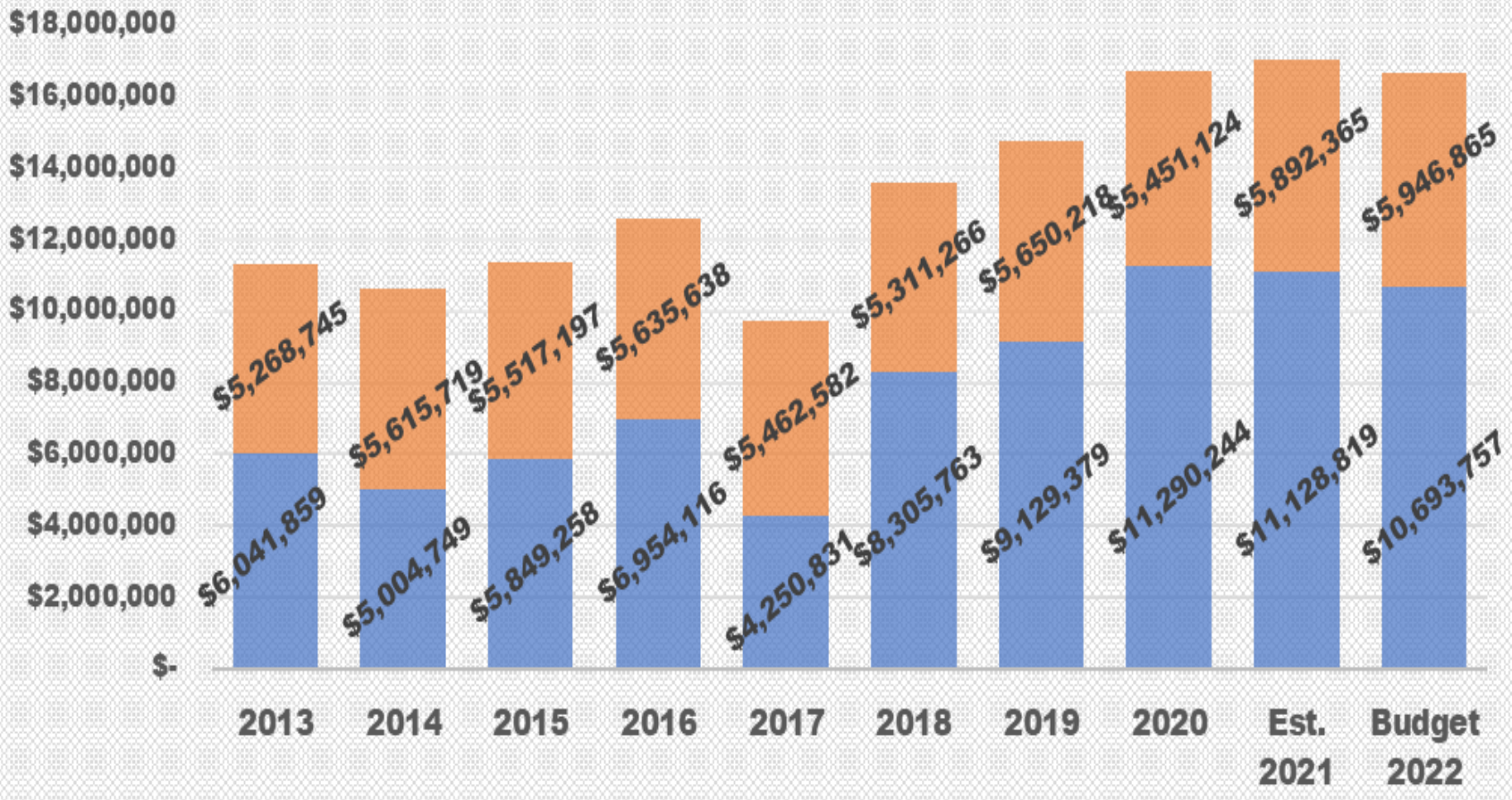

# FY 2022 KEY INITIATIVES
## GENERAL FUND

- Planning Assessment, Public Information & Communications Assessment, and Justice Center Facilities Assessment for Implementation of Action Plans
- November and April Elections
- Museum Strategic Plan Study
- Complete a City-wide Brand Public Service Announcement
- Continue Records Storage Facility Improvements
- Continuation of Migration to Online Building Permit and Business License Options
- Coordination of ARPA Funding
- Continuation of Migration to Voice Over Internet Phone (VOIP)
- Review of Current Property Code Maintenance
- Continuation of Sale of Surplus Property
- Develop & Implement Community Engagement & Policing Plan
- Focus On Vacant/Dilapidated Structures to reduce risk to Community
- Upgrade or Migrate Police & Fire Records Management Systems and CAD System
- Assess & Improve City-wide IT Network Infrastructure and Security
- Continuation of Transition to mandated State Court Software System
- Continuation of Progress towards APWA Accreditation
- Restructure Police Fleet and Develop Fleet Policy
- Revise and Update the Local Emergency Operations Plan

# EXPENDITURE HIGHLIGHTS – ALL FUNDS

- General Fund: $ 654,775
  - Various Capital Replacement and New Capital Equipment

- Public Safety Sales Tax Fund: $ 5,104,321
  - Replacement Squad Vehicle & Equipment (13) - $691,405
  - Conversion of Police CAD & RMS Data to New System - $305,250
  - Fire Station #7 - $2,700,000
  - Fire Engine #7 & Equipment - $875,000
  - Replacement Fire Station Alerting System - $342,000

# EXPENDITURE HIGHLIGHTS – ALL FUNDS

- Convention & Tourism Fund: $ 56,000
  - Various Capital Replacement and New Capital Equipment
- Health & Welfare Fund: $ 76,800
  - Various Capital Replacement and New Capital Equipment
- Parks & Recreation Fund: $ 243,875
  - Various Capital Replacement and New Capital Equipment

# EXPENDITURE HIGHLIGHTS – ALL FUNDS

- Parks & Stormwater Sales Tax – Stormwater Projects: $ 4,545,800
  - Minor System Improvements – (Construction) - $300,000
  - Culvert Improvements – Lone Elm & Murphy Blvd. (Construction) - $465,000
  - Ditch & Culvert Improvements, Connecticut between 32nd & 35th (Construction) - $656,000
  - Ditch & Culvert Improvements, Connecticut between 35th & 37th (Construction) - $518,000
  - Channel Improvements, Canterbury Ditch 3rd to 7th (Construction) - $850,000
  - Ditch Improvements, 2nd & Oliver/McCoy (Construction) - $130,000
  - McClelland to Town Green via Tin Cup Trail (Design & Construction) - $275,000
  - Low Water Bridge to Grand Falls Trail (Design & Construction) - $1,210,000

# EXPENDITURE HIGHLIGHTS –ALL FUNDS

- Transportation Sales Tax Fund: $ 2,857,800
  - Replacement Front-End Loader - $203,000
  - Replacement Front-End Loader with Quick Connect - $209,000
  - Street Maintenance - $150,000
  - Neighborhood Improvement - $500,000
  - Street Projects (Overlay) - $1,000,000
  - Street Projects (Improve Roanoke Park Road, Landreth Walking Trail & Schifferdecker Park Road - $100,000
  - Replacement Striper - $310,000
  - Replacement 22’ MAPS Vehicle (2) - $156,000

# EXPENDITURE HIGHLIGHTS – ALL FUNDS

- Capital Improvement Sales Tax Fund: $ 24,932,000
  - 32nd Street – County Club to Central City Road (ROW) - $100,000
  - Intersection Improvements – 32nd & Davis Realignment (ROW) - $100,000
  - Zora – Rangeline to MO 249 (ROW) - $200,000
  - 20th Street – Schifferdecker to Country Club (ROW) - $720,000
  - Neighborhood Transportation Improvements (Sidewalk Construction) - $150,000
  - 32nd Street – Schifferdecker to Country Club Road (Construction) - $5,250,000
  - 32nd Street – Country Club to Central City Road (Construction) - $5,250,000
  - Street Surface Repair (Construction) - $500,000

# EXPENDITURE HIGHLIGHTS – ALL FUNDS

- Capital Improvement Sales Tax Fund (concluded):
  - Connecticut – 32nd to 44th (Construction) - $3,100,000
  - Zora – Rangeline to MO 249 (Construction) - $6,100,000
  - 20th Street – Schifferdecker to Country Club (Design) - $600,000
  - 6th Street & Virginia Parking Garage Modifications (Construction) - $2,287,000
  - Existing Traffic Signal Upgrades – 4th & Murphy Signal Project - $500,000
- Community Planning Fund: $ 1,500
  - Various New Capital Equipment
- Infrastructure Fund: $ 1,545,000
  - 15th Street Extension (Construction) - $1,500,000

# EXPENDITURE HIGHLIGHTS – ALL FUNDS

- Airport Fund: $ 601,000
  - ARFF & Snow Removal Equipment Building (Design) - $260,000
  - Pavement Management Study - $100,000
- Golf Course Fund: $ 195,500
  - Various Capital and Equipment Replacement

# EXPENDITURE HIGHLIGHTS – ALL FUNDS

- Sanitary Sewer Fund: $ 10,613,500
  - Replacement Sludge Pump (3) – Turkey Creek & Shoal Creek - $105,000
  - Rehabilitate Screw Pump (2) – Turkey Creek - $1,000,000
  - Equipment Building – Turkey Creek (Design & Construction) - $700,000
  - Centrifuge for Dewatering of Biosolids – Shoal Creek - $1,250,000
  - Replacement Boiler – Shoal Creek - $120,000
  - Replacement Disc Rotor – Turkey Creek - $210,000
  - Easement Acquisitions - $110,000
  - Replacement Rodder Truck - $185,000
  - East Baker's Branch Sewer Extension (Design & Construction) - $1,905,000
  - 7th Street East Annexation Sanitary Sewer Extension - $330,000
  - I & I Rehabilitation - $1,500,000

# EXPENDITURE HIGHLIGHTS – ALL FUNDS

- Sanitary Sewer Fund (concluded):
  - I-44 Sewer Extension – (Design & Construction) - $230,000
  - 60” Trunk Line Rehabilitation (Design & Rehabilitation) - $1,500,000
  - Golf Links Force Main Re-Route (Design) - $175,000
  - Malang & 20th Street Force Main to Shoal Creek (Design) - $500,000
  - Replacement Freeman Interceptor (Design) - $105,000
  - East Town Sanitary Sewer Improvement - $350,000

- Emergency Communications Fund: $ 416,855
  - Replace Portable Radios (39) – $176,280
  - Replace Mobile Radios (44) - $200,200

  (Replacing all Radios – Phase 2 of 4)

# FY 2022 PROPOSED BUDGET

## NEXT STEPS

- City Council Budget Work Sessions to cover Budget Overview and Issues & Options on September 27-28, 2021
- Fiscal Year 2022 Budget Adoption on October 18, 2021