CITY OF JOPLIN

FY 2025
PROPOSED BUDGET

KEY ACCOMPLISHMENTS IN FY 2024

- Renewal of Capital Improvement Sales Tax
- Public Safety Suite Software Conversion
- Continued Development and Implementation of Action Plans
- Migration to Voice Over Internet (VOIP) System
- Cyber Incident Response Plan
- Golf Course improvements including cart paths, fairways and drainage issues
- Citywide Broadband Agreement
- Continued Implementation of Time and Attendance System
- Continuation of Online Building Permit Option
- Continued Implementation of ARPA and BIL Grant Projects
- Began Parks/Stormwater and Capital Improvement Sales Tax Projects as scheduled
- Began JHAP 2.0 (Down payment & closing cost assistance)
- Secured land for future Industrial Park

CITY OF JOPLIN
ESTIMATE OF NEEDS
PROJECTED FUND BALANCES
FISCAL YEAR 2024-2025

	Audited Fund Balance at 10-31-23	Projected 2023-2024 Activity				Projected Fund Balance at 10-31-24	Projected 2024-2025 Activity				Projected Fund Balance at 10-31-25
		Sources	Operating Expenses	Capital Assets *	Total Expenses		Sources	Operating Expenses	Capital Assets *	Total Expenses	
General Fund	**29,517,789**	41,787,007	36,271,960	6,720,197	42,992,157	**28,312,639**	41,389,548	39,505,918	1,870,675	41,376,593	**28,325,594**
1/2-Cent Pension Sales Tax	**4,499,313**	9,931,100	9,503,082	-	9,503,082	**4,927,331**	10,161,282	13,513,017	-	13,513,017	**1,575,596**
Public Safety Sales Tax	**8,325,227**	9,933,100	9,628,382	1,757,871	11,386,253	**6,872,074**	10,165,282	10,172,113	697,360	10,869,473	**6,167,883**
Convention & Tourism	**1,887,636**	1,754,386	1,676,797	42,055	1,718,852	**1,923,170**	1,720,280	1,585,577	13,000	1,598,577	**2,044,873**
Health & Welfare	**1,993,526**	3,378,015	3,039,107	309,476	3,348,583	**2,022,958**	3,248,656	3,269,160	241,036	3,510,196	**1,761,418**
Parks & Recreation	**70,315**	5,186,119	3,882,818	1,198,614	5,081,432	**175,002**	4,682,300	4,328,081	456,566	4,784,647	**72,655**
Solid Waste Management	**1,942,410**	3,485,630	3,467,247	154,843	3,622,090	**1,805,950**	3,453,200	3,727,049	-	3,727,049	**1,532,101**
Parks/Stormwater Sales Tax	**11,388,055**	8,259,118	2,021,925	17,081,634	19,103,559	**543,614**	9,212,206	2,385,058	12,563,913	14,948,971	**(5,193,151)**
Transportation Sales Tax	**14,739,475**	15,067,281	9,411,533	2,154,251	11,565,784	**18,240,972**	14,950,559	12,202,395	4,741,150	16,943,545	**16,247,986**
Capital Improvement Sales Tax	**23,436,080**	7,448,325	689,522	11,796,698	12,486,220	**18,398,185**	18,120,962	710,244	29,580,350	30,290,594	**6,228,553**
Community Development	**266,721**	1,493,797	1,479,726	4,300	1,484,026	**276,492**	4,022,510	4,021,160	1,350	4,022,510	**276,492**
Economic Development	**3,816,577**	-	-	-	-	**3,816,577**	-	-	-	-	**3,816,577**
American Rescue Plan Act	**(36,031)**	3,989,904	2,500,000	1,453,873	3,953,873	**-**	20,072,021	9,488,000	10,584,021	20,072,021	**-**
Infrastructure Improvements	**4,030,690**	3,246,557	285,714	3,057,708	3,343,422	**3,933,825**	7,597,184	1,600,000	8,580,319	10,180,319	**1,350,690**
Revolving Public Improvements	**471,474**	40,000	112,000	-	112,000	**399,474**	40,000	112,000	-	112,000	**327,474**
Regional Airport	**49,658,199**	14,213,039	(8,983,694)	12,835,520	3,851,826	**60,019,412**	12,855,900	(7,771,328)	11,871,600	4,100,272	**68,775,040**
Municipal Golf Course	**738,893**	1,436,552	542,814	547,552	1,090,366	**1,085,079**	1,209,200	1,041,674	145,350	1,187,024	**1,107,255**
Sanitary Sewer	**107,605,891**	25,279,782	(9,392,782)	26,458,621	17,065,839	**115,819,834**	22,106,000	(395,573)	17,487,050	17,091,477	**120,834,357**
Central Garage	**852,749**	2,188,716	1,774,439	161,629	1,936,068	**1,105,397**	2,135,250	1,924,417	59,800	1,984,217	**1,256,430**
Health Self-Insurance	**2,633,076**	7,624,101	7,510,169	8,350	7,518,519	**2,738,658**	8,314,052	7,618,550	-	7,618,550	**3,434,160**
Workers Compensation Self-Ins	**1,123,046**	2,050,506	1,465,659	-	1,465,659	**1,707,893**	2,614,149	1,456,265	-	1,456,265	**2,865,777**
Liability & Property Insurance	**1,003,638**	1,872,118	1,969,457	-	1,969,457	**906,299**	2,824,168	1,976,343	-	1,976,343	**1,754,124**
Emergency Communications	**2,938,487**	2,462,959	1,989,531	387,179	2,376,710	**3,024,736**	2,272,445	2,230,283	224,650	2,454,933	**2,842,248**
Joplin TIF Commission	**(26,943,345)**	500,228	632,000	-	632,000	**(27,075,117)**	835,000	1,632,000	-	1,632,000	**(27,872,117)**
Joplin Redevelopment Corporation	**7,833,664**	-	157,011	-	157,011	**7,676,653**	-	157,011	-	157,011	**7,519,642**

FY 2025 PROPOSED BUDGET
EXPLANATION OF FUNDS

FUND TYPE	FUND DESCRIPTION
Governmental	• General Fund is used to account for all ordinary operations of a governmental unit that are financed from taxes and other general revenues • Main operating fund of the City • Accounts for all financial resources of the general government, except those required to be accounted for in a different fund
Special Revenue	• Used to account for revenues from specific taxes or other earmarked revenue sources that by law are designated to finance particular functions or activities of government
Capital Projects	• Governmental funds established to account for resources used for the acquisition of large capital improvements other than those accounted for in proprietary funds.

FY 2025 PROPOSED BUDGET
EXPLANATION OF FUNDS

FUND TYPE	FUND DESCRIPTION
Proprietary	• Business-type funds that are generally self-supporting either by outside fees or internal charges • Two types of proprietary funds: ➢ Enterprise Funds-Used to account for government-owned services supported primarily by service charges or user fees ➢ Internal Service Funds-Account for the goods and services provided by one department to another within government on a cost-reimbursement basis

FY 2025 PROPOSED BUDGET
EXPLANATION OF FUNDS

FUND TYPE	FUND DESCRIPTION
Fiduciary	• Funds that account for resources that governments hold in trust for individuals or other governments in a trust capacity
Component Units	• Separate governmental units for which the elected officials of the City are financially accountable

Budget Summary

	Governmental Funds	Proprietary Funds	Component Units	Total All Funds
REVENUES				
Taxes	$ 77,480,613	$ -	$ 835,000	$ 78,315,613
Licenses & Permits	2,320,750	-	-	2,320,750
Fines & Forfeitures	834,700	-	-	834,700
Service Charges & User Fees	3,763,000	27,016,345	-	30,779,345
Charges & Assessments	1,517,564	13,930,619	-	15,448,183
Other Income & Donations	3,338,800	961,500	-	4,300,300
Intergovernmental	45,063,833	11,235,000	-	56,298,833
TOTAL REVENUES	**$134,319,260**	**$ 53,143,464**	**$ 835,000**	**$ 188,297,724**
EXPENDITURES				
General Government	$ 10,051,240	$ 14,583,171	$ 1,789,011	$ 26,423,422
Public Safety	41,051,110	2,342,139	-	43,393,249
Public Works	19,526,168	3,897,190	-	23,423,358
Highways & Streets	48,678,933	-	-	48,678,933
Environmental	3,280,935	13,671,071	-	16,952,006
Health Services	3,435,215	-	-	3,435,215
Culture & Recreation	15,985,367	1,152,591	-	17,137,958
Social Services	6,428,667	-	-	6,428,667
Debt Service	-	232,160	-	232,160
Infrastructure/Economic Development	10,180,319	-	-	10,180,319
TOTAL EXPENDITURES	**$158,617,954**	**$ 35,878,322**	**$ 1,789,011**	**$ 196,285,287**
EXCESS REVENUES OVER (UNDER) EXPEN.	**$ (24,298,694)**	**$ 17,265,142**	**$ (954,011)**	**$ (7,987,563)**
OTHER FINANCING SOURCES (USES)				
Transfers In	$ 14,516,730	$ 1,187,700	$ -	15,704,430
Transfers Out	(17,331,558)	(1,990,759)	-	(19,322,317)
TOTAL OTHER FINANCING SOURCES (USES)	**$ (2,814,828)**	**$ (803,059)**	**$ -**	**$ (3,617,887)**
NET CHANGE IN FUND BALANCE	**$ (27,113,522)**	**$ 16,462,083**	**$ (954,011)**	**$ (11,605,450)**
FUND BALANCE, BEGINNING OF YEAR	**$ 91,648,263**	**$ 186,407,308**	**$ (19,398,464)**	**$ 258,657,107**
FUND BALANCE, END OF YEAR	**$ 64,534,741**	**$ 202,869,391**	**$ (20,352,475)**	**$ 247,051,657**
FUND BALANCE SUMMARY:				
Invested in Capital Assets (Proprietary Funds)	$ -	$ 169,724,706	$ -	$ 169,724,706
Restricted for Debt Service	-	3,703,761	-	3,703,761
Reserved for Equipment Replacement	-	-	-	-
Other Reserves/Designations	14,346,957	-	-	14,346,957
Unrestricted Fund Balance/Net Assets	40,913,295	29,440,924	(20,352,475)	50,001,744
TOTAL FUND BALANCE SUMMARY	**$ 55,260,252**	**$ 202,869,391**	**$ (20,352,475)**	**$ 237,777,168**

FY 2025 OVERALL BUDGET SUMMARY

Fund Type	FY 2025 Total Revenue	FY 2025 Operational Expenditures	FY 2025 Capital Expenditures	FY 2025 Transfers Out	FY 2025 Total Expenditures
General Fund	$ 41,389,548	$ 33,201,139	$ 1,870,675	$ 6,304,779	$ 41,376,593
Special Revenue Funds	$ 99,809,258	$ 54,375,075	$ 58,878,746	$ 11,026,779	$ 124,280,600
Capital Project Funds	$ 7,637,184	$ 1,712,000	$ 8,580,319	$ -	$ 10,292,319
Enterprise Funds	$ 36,171,100	$ 20,552,334	$ -	$ 1,826,439	$ 22,378,773
Internal Service Funds	$ 18,160,064	$ 15,325,988	$ -	$ 164,320	$ 15,490,308
Total Funds	$ 203,167,154	$ 125,166,536	$ 69,329,740	$ 19,322,317	$ 213,818,593

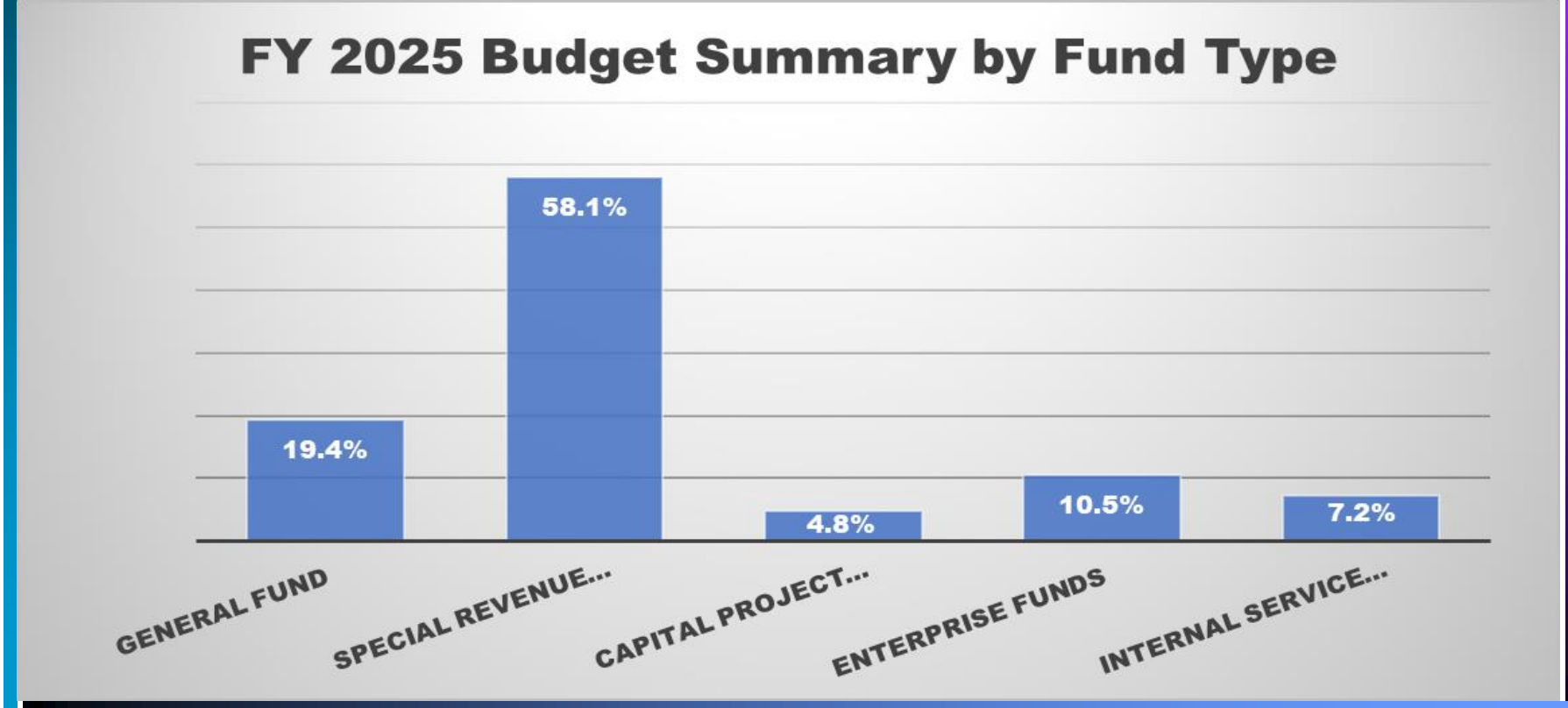

FY 2025 BUDGET SPECIAL REVENUE FUND SUMMARY

FUND	FY 2025 Total Revenue	FY 2025 Operational Expenditures	FY 2025 Capital Expenditures	FY 2025 Transfers Out	FY 2025 Total Expenditures
1/2-Cent Pension	$ 10,161,282	$ 13,313,017	$ -	$ 200,000	$ 13,513,017
Public Safety	$ 10,165,282	$ 7,870,152	$ 697,360	$ 2,301,961	$ 10,869,473
CVB Fund	$ 1,720,280	$ 1,515,413	$ 13,000	$ 70,164	$ 1,598,577
Health Fund	$ 3,248,656	$ 3,194,179	$ 241,036	$ 74,981	$ 3,510,196
Parks Fund	$ 4,682,300	$ 4,177,665	$ 456,566	$ 150,416	$ 4,784,647
Solid Waste Fund	$ 3,453,200	$ 3,339,479	$ -	$ 387,570	$ 3,727,049
Parks/Stormwater Sales Tax	$ 9,212,206	$ 1,485,065	$ 12,563,913	$ 899,993	$ 14,948,971
Transportation Sales Tax	$ 14,950,559	$ 9,139,312	$ 4,741,150	$ 3,063,083	$ 16,943,545
Capital Improvement Sales Tax	$ 18,120,962	$ 337,801	$ 29,580,350	$ 372,443	$ 30,290,594
Community Planning	$ 4,022,510	$ 4,002,992	$ 1,350	$ 18,168	$ 4,022,510
American Rescue Plan Act	$ 20,072,021	$ 6,000,000	$ 10,584,021	$ 3,488,000	$ 20,072,021
Total Special Revenue Funds	$ 99,809,258	$ 54,375,075	$ 58,878,746	$ 11,026,779	$ 124,280,600

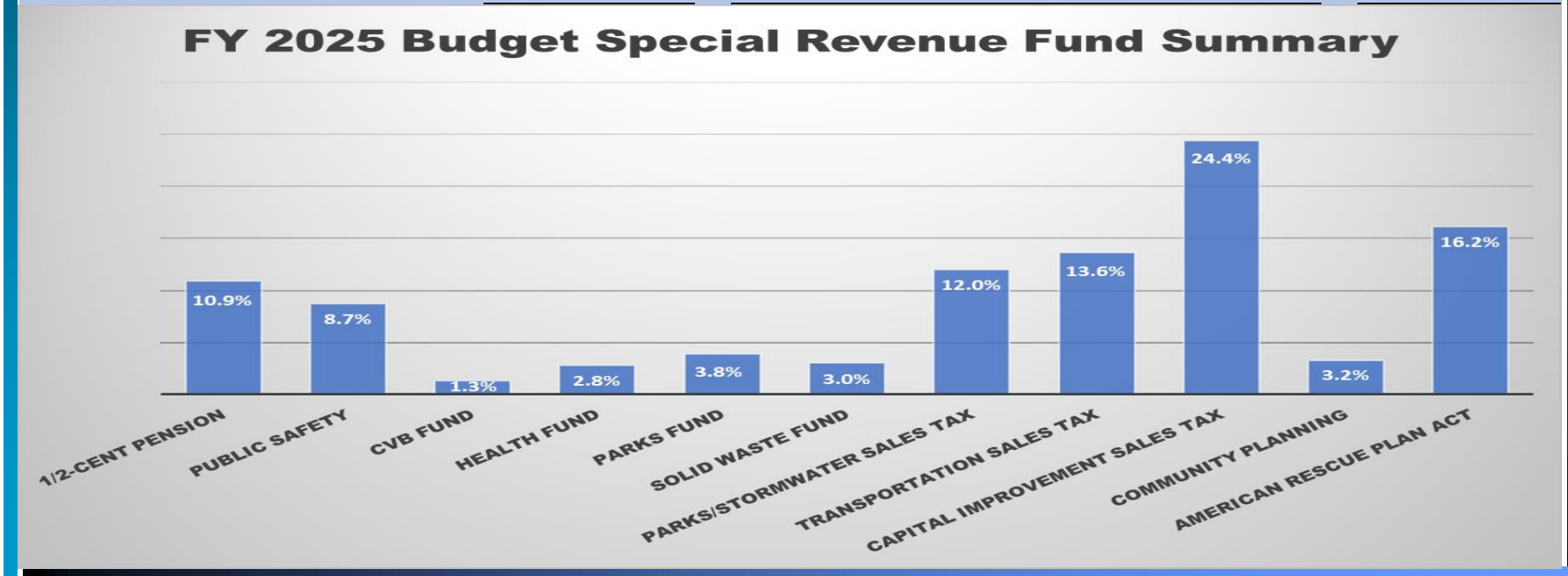

FY 2025 BUDGET CAPITAL PROJECTS FUND SUMMARY

FUND	FY 2025 Total Revenue	FY 2025 Operational Expenditures	FY 2025 Capital Expenditures	FY 2025 Transfers Out	FY 2025 Total Expenditures
Infrastructure	$ 7,597,184	$ 1,600,000	$ 8,580,319	$ -	$ 10,180,319
Revolving Public Improvements	$ 40,000	$ 112,000	$ -	$ -	$ 112,000
Total Capital Projects Funds	$ 7,637,184	$ 1,712,000	$ 8,580,319	$ -	$ 10,292,319

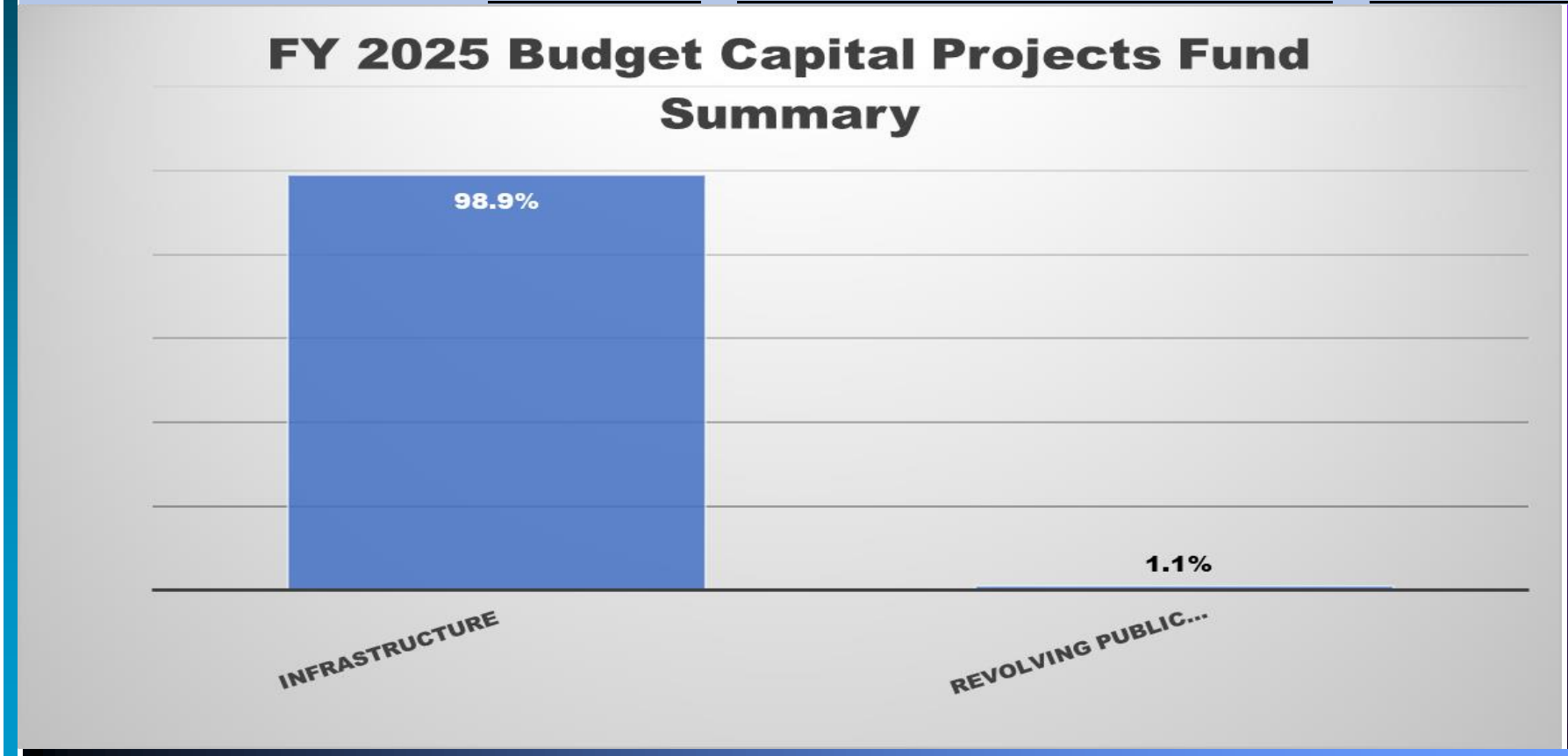

FY 2025 BUDGET ENTERPRISE FUND SUMMARY

FUND	FY 2025 Total Revenue	FY 2025 Operational Expenditures	FY 2025 Capital Expenditures	FY 2025 Transfers Out	FY 2025 Total Expenditures
Airport	$ 12,855,900	$ 3,897,190	$ -	$ 203,082	$ 4,100,272
Golf Course	$ 1,209,200	$ 1,152,591	$ -	$ 34,433	$ 1,187,024
Sanitary Sewer	$ 22,106,000	$ 15,502,553	$ -	$ 1,588,924	$ 17,091,477
Total Enterprises Funds	$ 36,171,100	$ 20,552,334	$ -	$ 1,826,439	$ 22,378,773

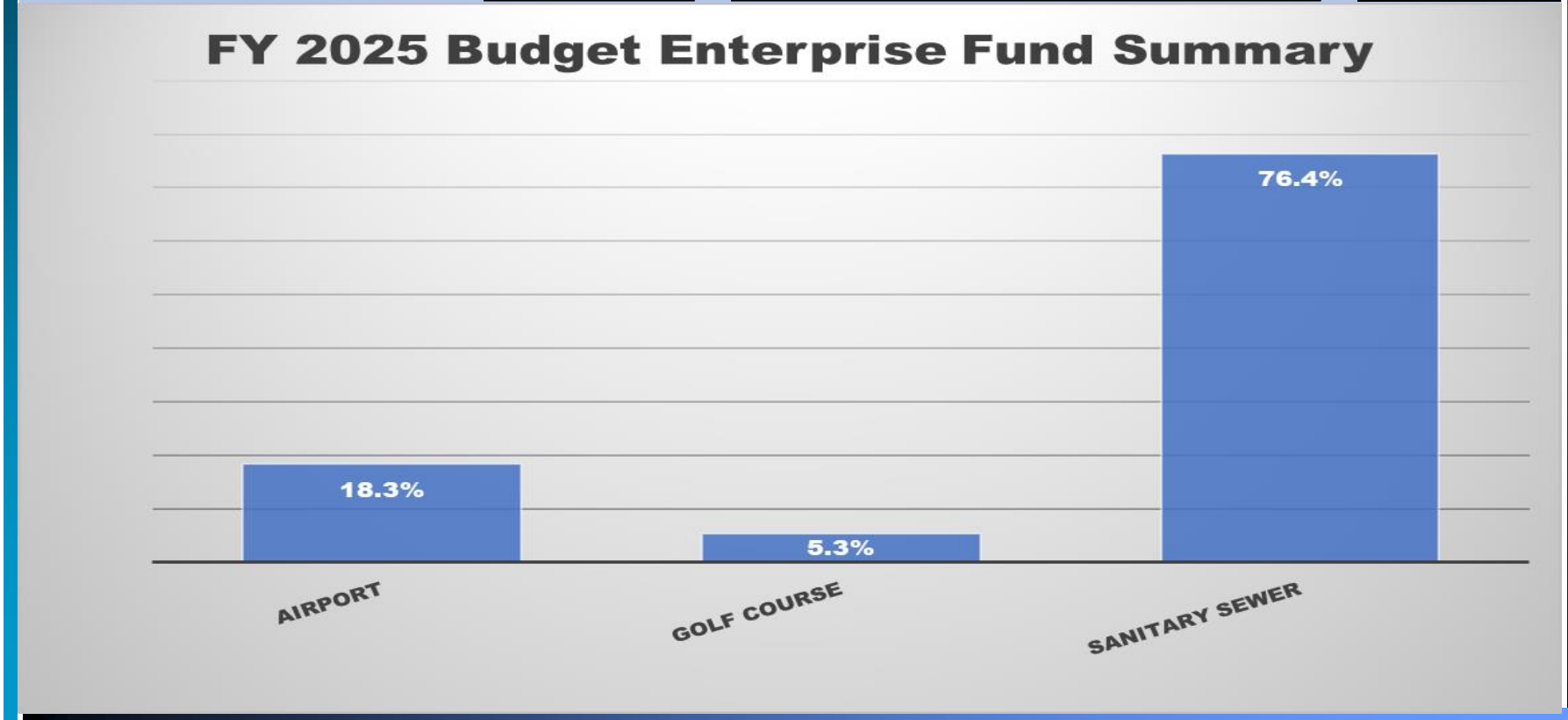

FY 2025 BUDGET INTERNAL SERVICE FUND SUMMARY

FUND	FY 2025 Total Revenue	FY 2025 Operational Expenditures	FY 2025 Capital Expenditures	FY 2025 Transfers Out	FY 2025 Total Expenditures
Central Garage	$ 2,135,250	$ 1,932,691	$ -	$ 51,526	$ 1,984,217
Health Self-Insurance	$ 8,314,052	$ 7,618,550	$ -	$ -	$ 7,618,550
Worker's Compensation	$ 2,614,149	$ 1,456,265	$ -	$ -	$ 1,456,265
Liability & Property	$ 2,824,168	$ 1,976,343	$ -	$ -	$ 1,976,343
Emergency Communications	$ 2,272,445	$ 2,342,139	$ -	$ 112,794	$ 2,454,933
Total Internal Service Funds	$ 18,160,064	$ 15,325,988	$ -	$ 164,320	$ 15,490,308

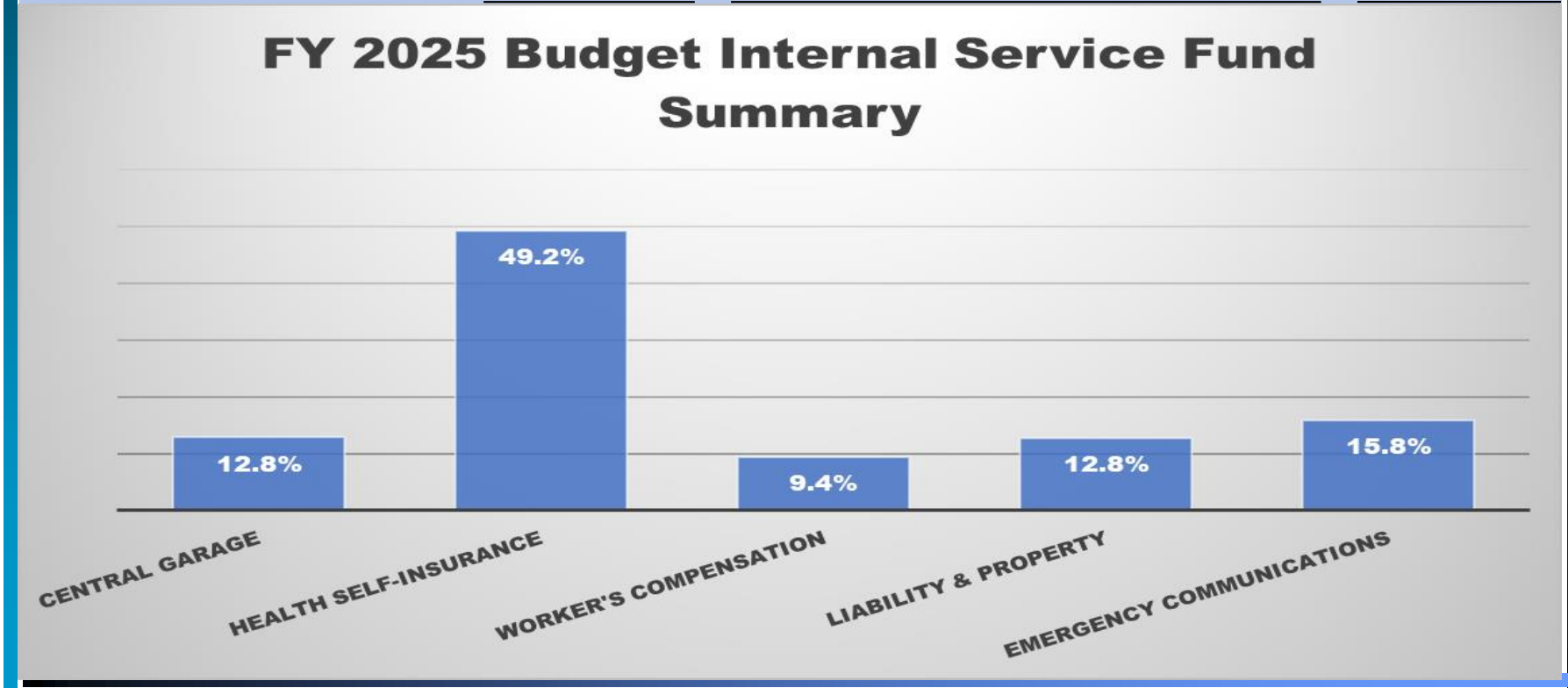

FY 2025 PROPOSED BUDGET
BUDGET GOALS

- FY 2025 budget development was built on:
  - Alignment of Resources to City Council Vision and Goals
  - Implementation of Action Plans as Prioritized
  - Implementation of ARPA and BIL Grant Projects
  - Fiscal Year 2025 Key Initiatives

FY 2025 KEY INITIATIVES OTHER FUNDS

- Implement Downtown Bicycle Patrols
- Assist Joplin Celebrations Commission with 2026 USA 250 and Route 66 Centennial
- Complete the Visitor Profile and begin implementation of recommendations
- Develop a Strategic Promotion and Marketing Plan for DORA
- Conduct a Department Review resulting in a Strategic Plan for possible future Accreditation
- Align WIC position with federally mandated changes.
- Construct, Install and Implement Smithsonian Institute Traveling Exhibit Habitats in several parks
- Evaluate Park Ranger Software Programs to assist with streamlined reporting to Police and Parks Departments

- Complete 2025 expanded Overlay/Microsurfacing Program through improved project management and inspection
- Implement Improved Scheduling and Routing of Street Sweeping
- Transition to Semi-Automatic Transit Trip Scheduling Software
- Research possible updates to Joplin Development/Zoning Code
- Continuation Strategy 1 of Increase Economic Opportunities through a Strategic Annexation Plan
- Complete Construction of ARFF/SRE Building and Runway 13/31 Rehabilitation Project
- Implement Golf Pace of Play Program
- Coordinate 5-Year Bid of Health Insurance and Ancillary Lines of Insurance
- Engage the City's Safety Committee to Update the Emergency Action Plans for 2025 Adoption

REVENUE HIGHLIGHTS – ALL FUNDS

Sales Tax

- Projected Sales Tax increase in the FY 2025 Budget is 2% from 2024 estimated actuals

- Revenue generated from the 1.0% General Sales Tax, 0.5% Pension Sales Tax, 0.5% Public Safety General Sales Tax, 0.5% Transportation Sales Tax, .25% Parks & Stormwater Sales Tax and .375% Capital Improvement Sales Tax is expected to be just over $56.6 million in FY 2025

- Revenue generated from the Use Tax, following the same percentages as the Sales Tax categories, is expected to be just over $6.9 million in FY 2025

- Second full year of additional 3% sales tax on marijuana sales is projected at $721,000

REVENUES – ALL FUNDS
FY 2025 Proposed Budget

General Sales Tax	$	18,113,364
1/2-Cent Pension Sales Tax		9,056,682
Public Safety Sales Tax		9,056,682
Parks & Stormwater Sales Tax		4,528,341
Transportation Sales Tax		9,056,682
Capital Improvement Sales Tax		6,792,512
Utility Franchise Tax		7,005,000
Use Tax		6,903,750
Property Taxes		1,719,600
Other Taxes		5,248,000
Intergovernmental (Grants)		56,298,833
Licenses & Permits		2,320,750
Fines & Forfeitures		834,700
Charges for Services		24,391,528
Wastewater Fees		21,836,000
Interest Earnings		3,015,000
Other Income		1,285,300
TOTAL REVENUE	$	187,462,724

TOTAL REVENUE BY TYPE – ALL FUNDS
FY 2025 Proposed Budget

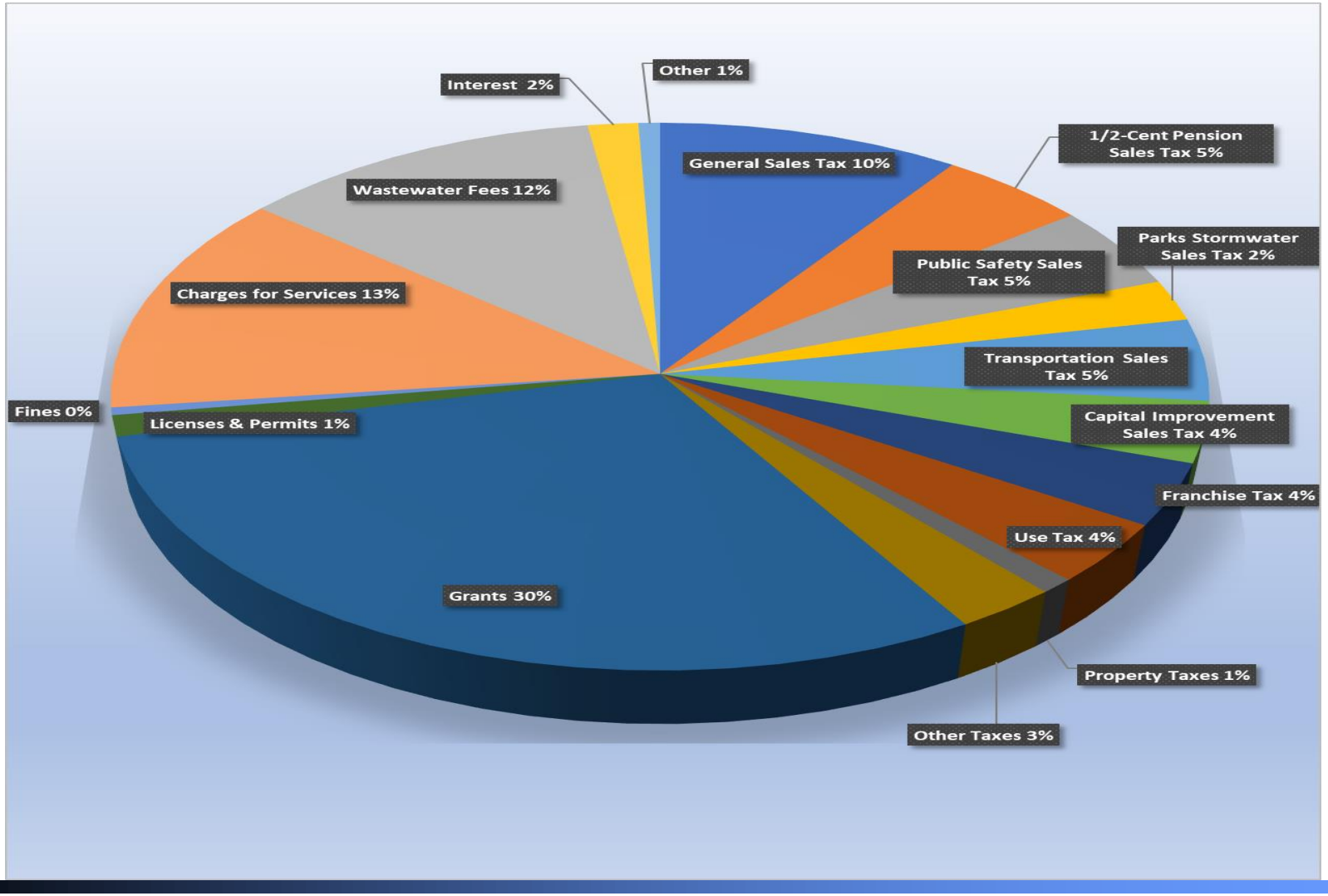

USE TAX REVENUE – ALL FUNDS
FY 2025 PROPOSED BUDGET

Use Tax Revenue to fund Action Plans:

PROJECTED BREAKDOWN BY USE TAX CATEGORY	AMOUNT
1-Cent General	$2,209,200
½-Cent General for Pension	$1,104,600
½-Cent General for Public Safety	$1,104,600
¼-Cent Parks/Stormwater	$552,300
½-Cent Transportation	$1,104,600
3/8-Cent Capital Improvement	$828,450
Projected Fiscal Year 2025 Use Tax Revenue	$6,903,750

FY 2025 PROPOSED BUDGET

PAYROLL EXPENDITURE ASSUMPTIONS – ALL FUNDS

- Step Increases on employee anniversary date, along with implementation of the 11/1/24 pay plan, has been included in the Proposed Budget
  - – Overall Estimated Cost $625,000
- General Employee LAGERS Rate increases from 13.0% to 13.4%
  - - Overall Estimated Cost $74,000
- Police Employee LAGERS Rate increases from 17.7% to 18.4%
  - - Overall Estimated Cost $38,000
- Fire Employee LAGERS Rate increases from 19.7% to 20.7%
  - - Overall Estimated Cost $50,000
- Projected increase in Employee Insurance Benefits
  - - Overall Estimated Cost $203,000

FY 2025 PROPSED BUDGET
EXPENDITURE HIGHLIGHTS – ALL FUNDS

- FY 2025 budget is driven by Capital Outlay for ARPA (American Rescue Plan Act) and BIL (Bipartisan Infrastructure Law) Grants and the Implementation of Action Plans

- Total Capital Expenditure budget is nearly $99.2 million in FY 2025, which represents an increase of over 11.1%

- Implementation of Voice Over Internet Phones (VOIP) has resulted in a savings of 35% across all funds

- Several new technology initiatives are included in FY 2025, which will help employees be more effective and efficient in providing services to our citizens and visitors

EXPENDITURES – ALL FUNDS
FY 2025 Proposed Budget

General Government		$ 24,634,411
Public Safety		43,393,249
Public Works		23,423,358
Highways & Streets		48,678,933
Environmental		16,952,006
Health Services		3,435,215
Culture & Recreation		17,137,958
Social Services		6,428,667
Debt Service		232,160
Infrastructure & Economic Development		10,180,319
TOTAL EXPENDITURES		$ 194,496,276

EXPENDITURES BY FUNCTION – ALL FUNDS

FY 2025 Proposed Budget

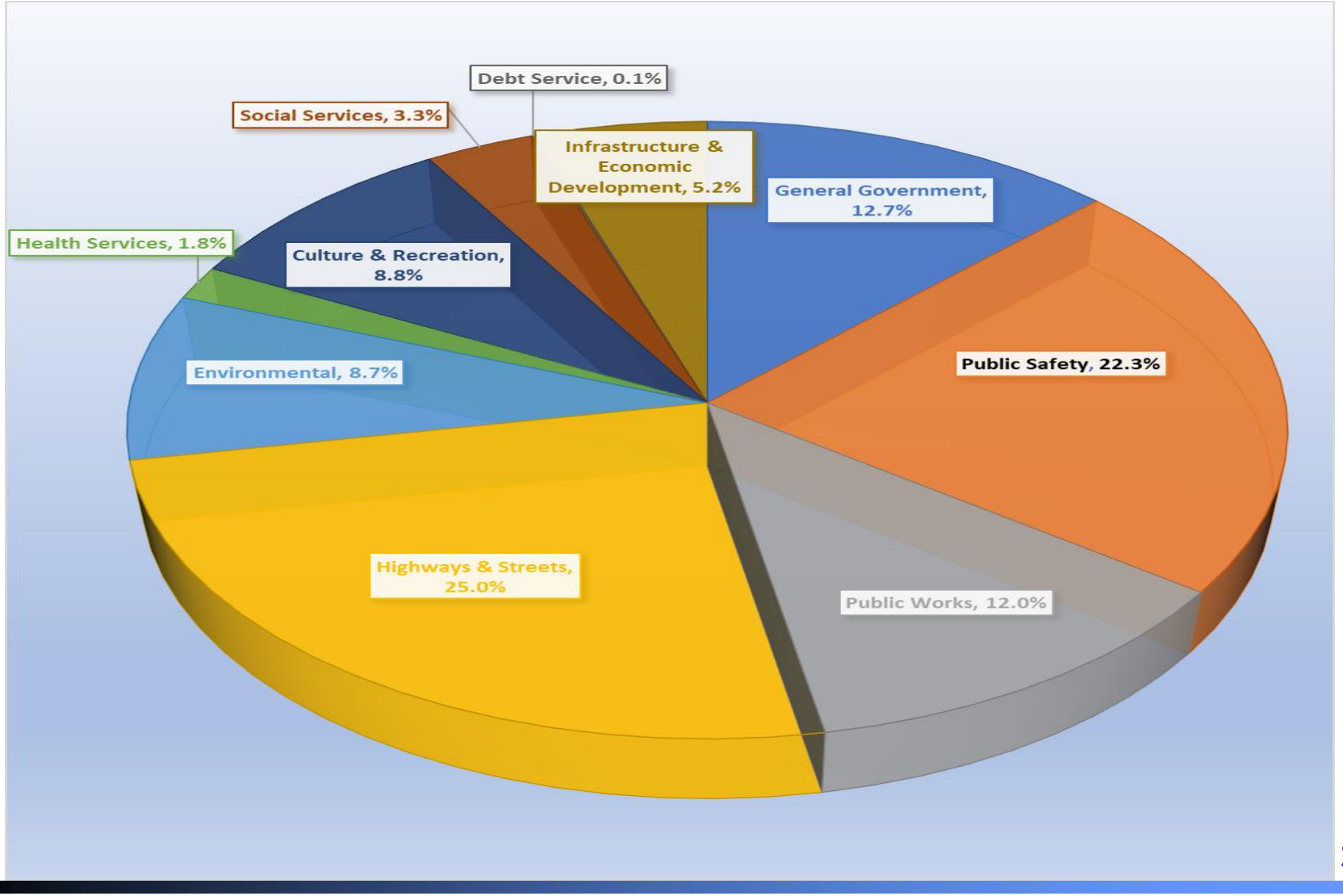

POSITION SUMMARY – ALL FUNDS
FY 2025 PROPOSED BUDGET

FY 2025 POSITIONS BY FUND SUMMARY

FUND TYPE	FY 2023 ACTUAL	FY 2024 ACTUAL	FY 2025 BUDGET	ACTUAL CHANGE
General Fund	266.40	275.65	276.65	1.00
Special Revenue Funds	243.00	246.50	254.50	8.00
Enterprise Funds	77.25	77.00	77.00	-
Internal Service Funds	26.80	26.80	26.80	-
Total Positions by Fund	613.45	625.95	634.95	9.00

FTE Changes:

General Fund: Add a Lead Building Inspector; an Administrative Assistant; Reclassify an Engineering Technician to a Right-of-Way Technician in TST; Delete a Land Surveyor; add a Plans Reviewer

Special Revenue Funds: Add 2.0 Police Officers; Add a Park Ranger; Add a Right-of-Way Manager; Add a Right-of-Way Technician, Reclassify a General Fund Engineering Technician to Right-of-Way Technician; add 2.0 Project Coordinators

Positions by Fund

Full-Time Equivalent (FTE)

	FYE 2023 Actual	FYE 2024 Actual	FY 2025 Proposed Budget
GENERAL FUND			
City Manager	4.15	3.15	3.15
Communications	-	5.00	5.00
City Clerk	2.00	2.00	2.00
Legal Services	6.25	7.25	7.25
Human Resources	4.40	4.40	4.40
Building Regulations	9.00	9.00	11.00
Finance	10.00	11.00	11.00
Information Technology	6.00	6.00	6.00
Municipal Court	9.50	10.50	10.50
Public Works	17.40	18.65	17.65
Police	109.30	109.30	109.30
Fire	71.00	72.00	72.00
Cemeteries	7.20	7.20	7.20
Emergency Management	2.00	2.00	2.00
Neighborhood Improvement	8.20	8.20	8.20
Total General Fund	**266.40**	**275.65**	**276.65**
SPECIAL REVENUE FUNDS			
Public Safety Sales Tax	71.00	72.50	74.50
Convention & Tourism	4.25	4.25	4.25
Health & Welfare	33.80	34.80	34.80
Parks & Recreation	44.35	44.35	44.35
Solid Waste Management	4.20	4.20	4.20
Parks & Stormwater Sales Tax	18.65	18.65	19.65
Transportation Sales Tax	59.20	60.20	63.20
Capital Improvements Sales Tax	1.75	1.75	3.75
Community Planning	5.80	5.80	5.80
Total Special Revenue Funds	**243.00**	**246.50**	**254.50**
ENTERPRISE FUNDS			
Regional Airport	12.80	12.55	12.55
Municipal Golf Course	10.50	10.50	10.50
Sanitary Sewer	53.95	53.95	53.95
Total Enterprise Funds	**77.25**	**77.00**	**77.00**
INTERNAL SERVICE FUNDS			
Central Garage	4.20	4.20	4.20
Worker's Compensation	0.30	0.30	0.30
Liability & Property Self-Insurance	0.30	0.30	0.30
Emergency Communications	22.00	22.00	22.00
Total Internal Service Funds	**26.80**	**26.80**	**26.80**
TOTAL FTE - ALL FUNDS	**613.45**	**625.95**	**634.95**

Not included in FTE Count:

One Public Defender in Municipal Court (Contract)

Nine City Councilors (Stipend)

PROPOSED PERSONNEL CHANGES
FY 2025 PROPOSED BUDGET

- All Funds:
  - Reclassify an Administrative Assistant to a Permit Technician Position in Planning (General Fund)
  - Lead Building Inspector in Planning (General Use Tax)
  - Administrative Assistant in Planning (General Use Tax)
  - Delete a Land Surveyor Position & Add a Plans Reviewer Position in Public Works (No Additional Cost)

PROPOSED PERSONNEL CHANGES
FY 2025 PROPOSED BUDGET

- All Funds:
  - Reclassify a General Fund Engineering Technician to a Right-of-Way Technician in Public Works (TST)
  - (2) Police Officer Positions (Public Safety Use Tax)
  - Park Ranger (Parks & Stormwater Use Tax)
  - Add a Right-of-Way Manager Position in Public Works (TST)

PROPOSED PERSONNEL CHANGES
FY 2025 PROPOSED BUDGET

- All Funds:
  - Right-of-Way Technician in Public Works (TST)
  - (2) Project Coordinators in Public Works (Capital Improvement Sales Tax)

GENERAL FUND
FY 2025 PROPOSED BUDGET

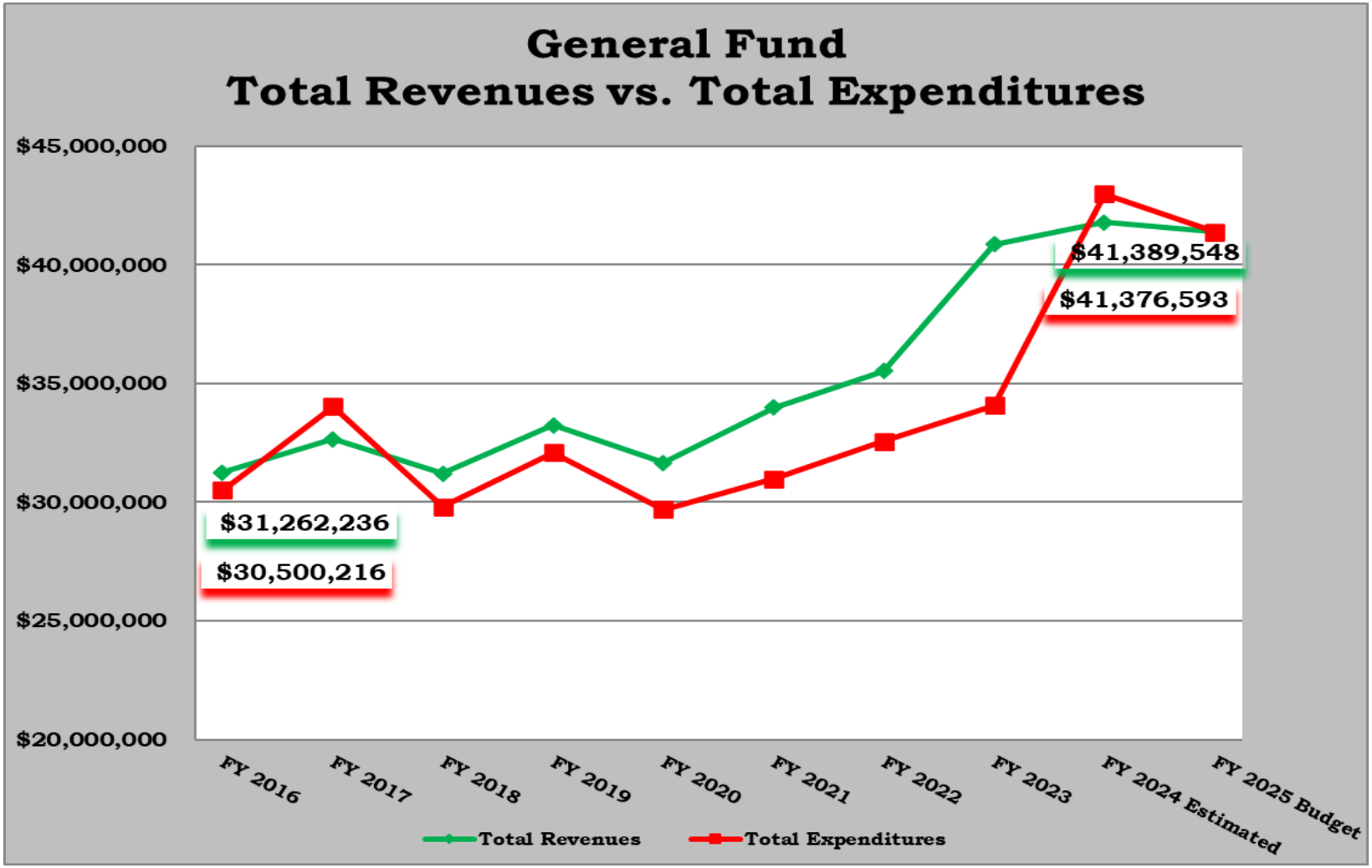

FY 2025 KEY INITIATIVES
GENERAL FUND

- Facilitate Delivery of ARPA/Grant Projects
- Plan for Demolition of Memorial Hall and Construction of Memorial Park
- Oversee Charter Review Process
- Evaluate Website Design & Present Plan for Website Redesign
- Expand and Enhance Proactive Electronic Communications efforts
- Implement Special Tax Bill Collection Program
- Update Existing Compensation Study
- Update Employee Handbook and selected Job Descriptions
- Begin Enforcement of Property Maintenance Code
- Develop Vacant/Dangerous Building Program
- Begin Transition to an Online Business License Option
- Begin Development/Updates of various Financial Policies
- Coordinate the final step of the transition of the Vested Tier II Police & Fire Employees
- Begin Implementation of Asset Management System
- Establish and Implement Crime Tip Line
- Implementation of a Co-Responder Unit of Social Workers at Police Department
- Improve and Update Fire Special Operations Programs
- Update Tornado Siren Replacement Plan
- Begin Development of Neighborhood Improvement Program
- Update Sign Code

GENERAL FUND REVENUES
FY 2025 PROPOSED BUDGET

FY 2025 BUDGET GENERAL FUND REVENUES

GENERAL FUND REVENUE	FY 2023 ACTUAL	FY 2024 ESTIMATED	FY 2025 BUDGET	PROPOSED CHANGE AMOUNT	PROPOSED CHANGE %
Sales Tax	$ 17,410,101	$ 17,758,200	$ 18,113,364	$ 355,164	2.0%
Use Tax	$ 1,811,596	$ 2,104,000	$ 2,209,200	$ 105,200	5.0%
Marijuana Addtl Sales Tax	$ 45,819	$ 700,000	$ 721,000	$ 21,000	3.0%
Franchise & Other Taxes	$ 7,475,660	$ 7,178,000	$ 7,175,000	$ (3,000)	0.0%
Licenses & Permits	$ 2,158,610	$ 2,527,750	$ 2,287,750	$ (240,000)	-9.5%
Fines & Forfeitures	$ 798,586	$ 834,700	$ 834,700	$ -	0.0%
Charges & User Fees	$ 348,489	$ 342,664	$ 350,264	$ 7,600	2.2%
Other Income & Donations	$ 4,705,869	$ 4,334,937	$ 3,189,000	$ (1,145,937)	-26.4%
Grants	$ 979,192	$ 836,207	$ 861,758	$ 25,551	3.1%
Transfers In	$ 5,142,249	$ 5,170,549	$ 5,647,512	$ 476,963	9.2%
Total General Fund Revenue	$ 40,876,171	$ 41,787,007	$ 41,389,548	$ (397,459)	-1.0%

GENERAL FUND REVENUES
FY 2025 PROPOSED BUDGET

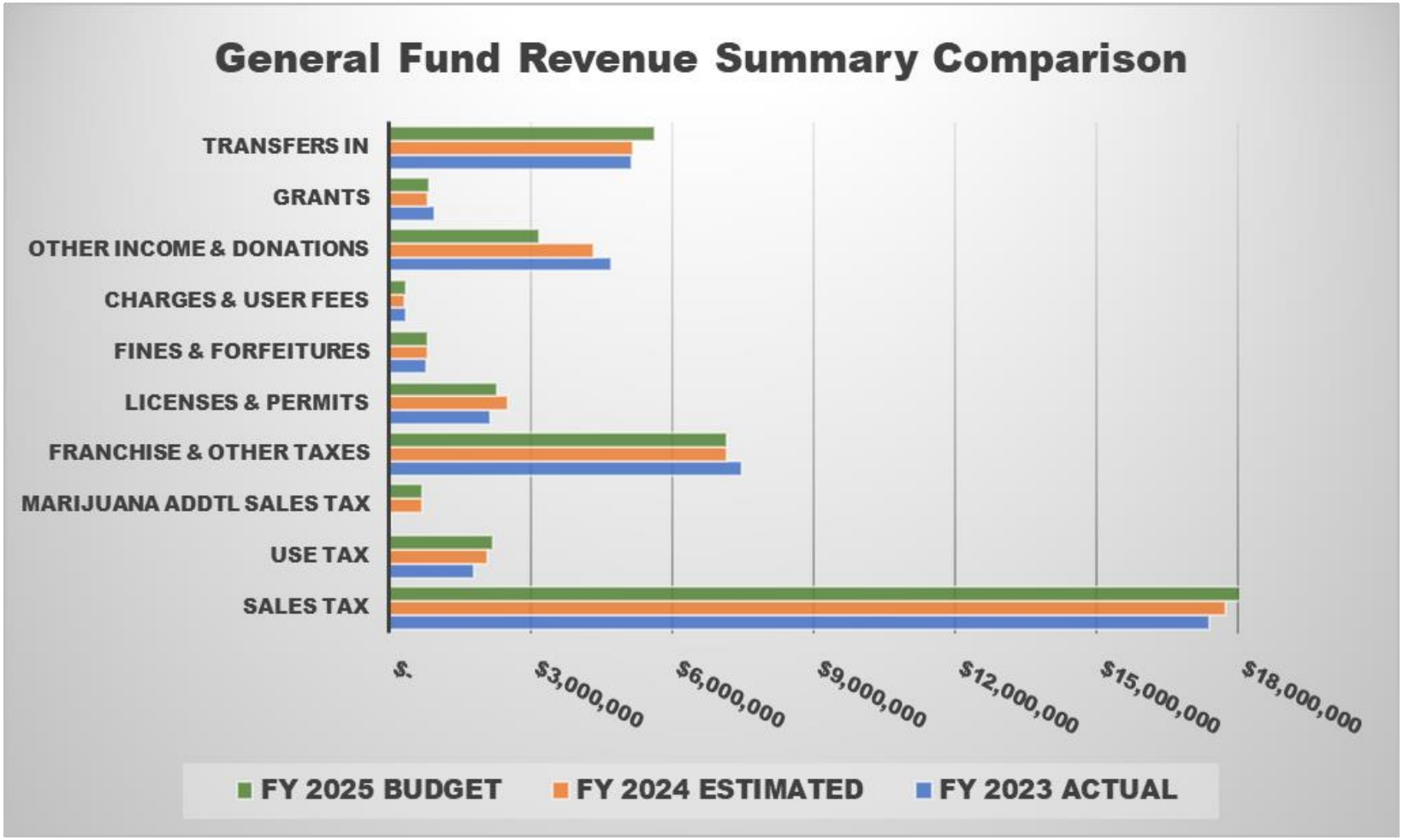

GENERAL FUND REVENUES
MAJOR REVENUE SOURCES

10-YEAR HISTORY OF GROSS 1% SALES TAX

FISCAL YEAR	AMOUNT	YEARLY % CHANGE
2016	$ 13,726,267	0.9%
2017	$ 14,230,450	3.7%
2018	$ 14,258,932	0.2%
2019	$ 15,150,748	6.3%
2020	$ 15,199,077	0.3%
2021	$ 17,238,411	13.4%
2022	$ 17,526,382	1.7%
2023	$ 17,410,101	-0.7%
Est. 2024	$ 17,758,200	2.0%
Budget 2025	$ 18,113,364	2.0%
Average Annual Change		3.0%
Ten Year Average Change		33.1%

10-YEAR HISTORY OF FRANCHISE TAXES

FISCAL YEAR	AMOUNT	YEARLY % CHANGE
2016	$ 6,082,435	2.7%
2017	$ 6,229,719	2.4%
2018	$ 6,216,670	-0.2%
2019	$ 6,099,376	-1.9%
2020	$ 5,837,234	-4.3%
2021	$ 6,247,196	7.0%
2022	$ 6,730,758	7.7%
2023	$ 7,286,538	8.3%
Est. 2024	$ 7,005,000	-3.9%
Budget 2025	$ 7,005,000	0.0%
Average Annual Change		1.8%
Ten Year Average Change		9.6%

1% GENERAL GROSS SALES TAX

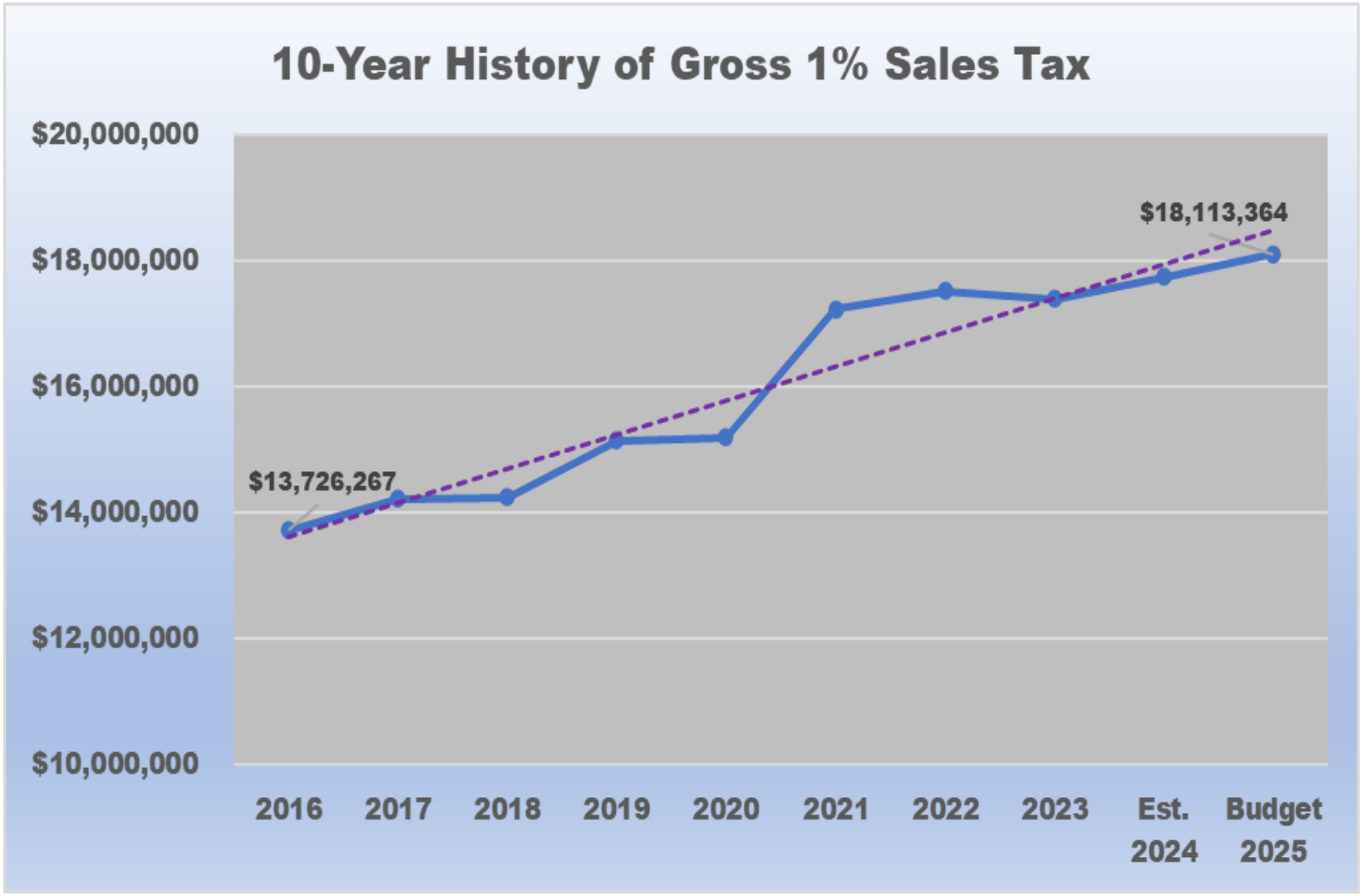

FRANCHISE TAXES

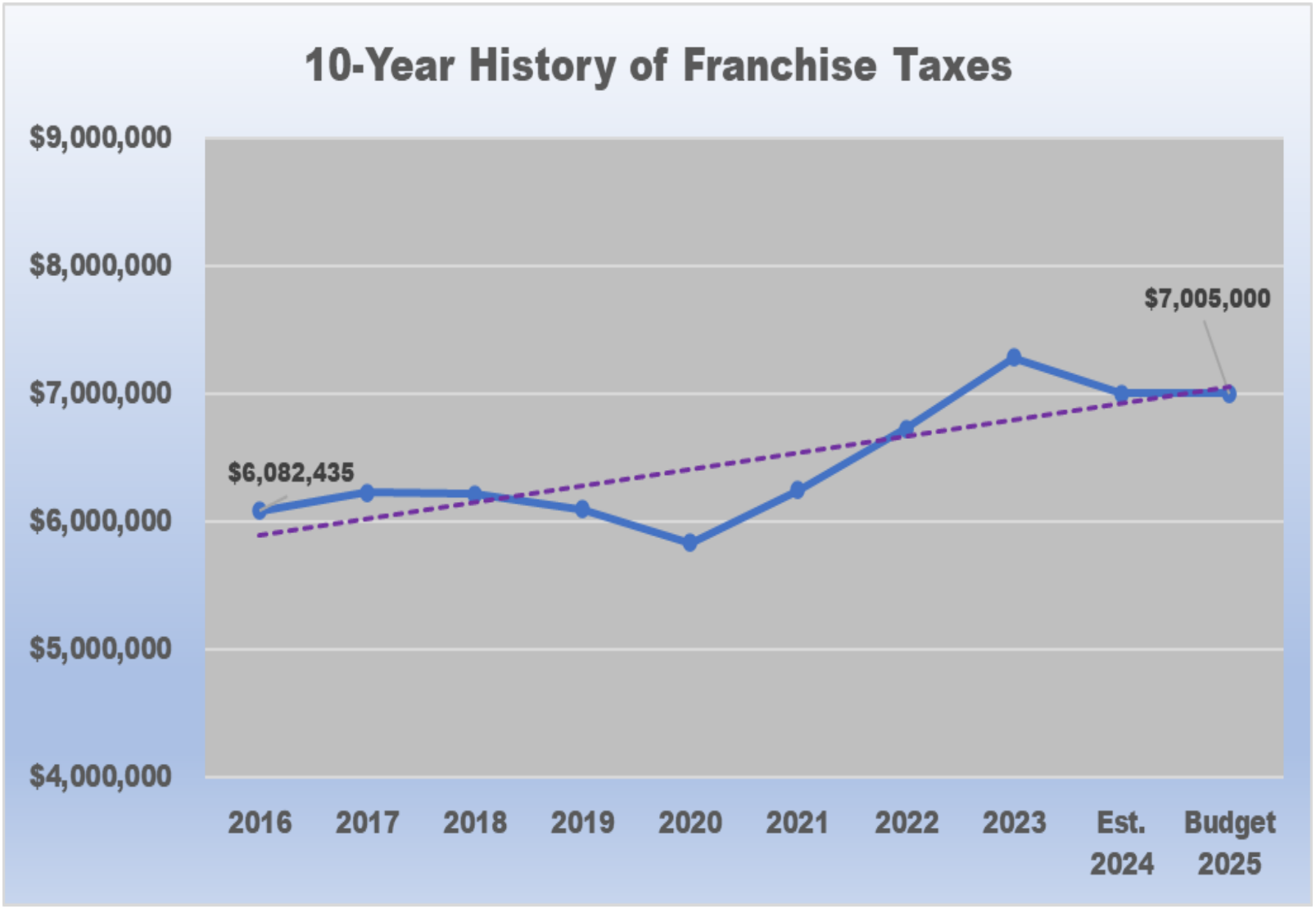

10-YEAR HISTORY OF FRANCHISE TAXES BY TYPE

FRANCHISE FEE	2016	2017	2018	2019	2020	2021	2022	2023	Est. 2024	Budget 2025
Electric	$ 3,177,136	$ 3,249,568	$ 3,556,350	$ 3,362,154	$ 3,247,194	$ 3,378,209	$ 3,749,525	$ 3,998,238	$ 3,875,000	$ 3,875,000
Cable	$ 288,528	$ 258,800	$ 240,193	$ 225,002	$ 222,312	$ 217,569	$ 201,684	$ 187,715	$ 160,000	$ 160,000
Telephone	$ 862,156	$ 937,164	$ 680,108	$ 598,596	$ 577,362	$ 543,882	$ 486,995	$ 540,984	$ 450,000	$ 450,000
Natural Gas	$ 837,026	$ 891,534	$ 1,071,124	$ 1,101,139	$ 972,711	$ 1,104,274	$ 1,372,702	$ 1,535,667	$ 1,470,000	$ 1,470,000
Water	$ 917,588	$ 892,653	$ 668,895	$ 812,485	$ 817,655	$ 1,003,262	$ 919,852	$ 1,023,934	$ 1,050,000	$ 1,050,000
Total Franchise Taxes	$ 6,082,435	$ 6,229,719	$ 6,216,670	$ 6,099,376	$ 5,837,234	$ 6,247,196	$ 6,730,758	$ 7,286,538	$ 7,005,000	$ 7,005,000

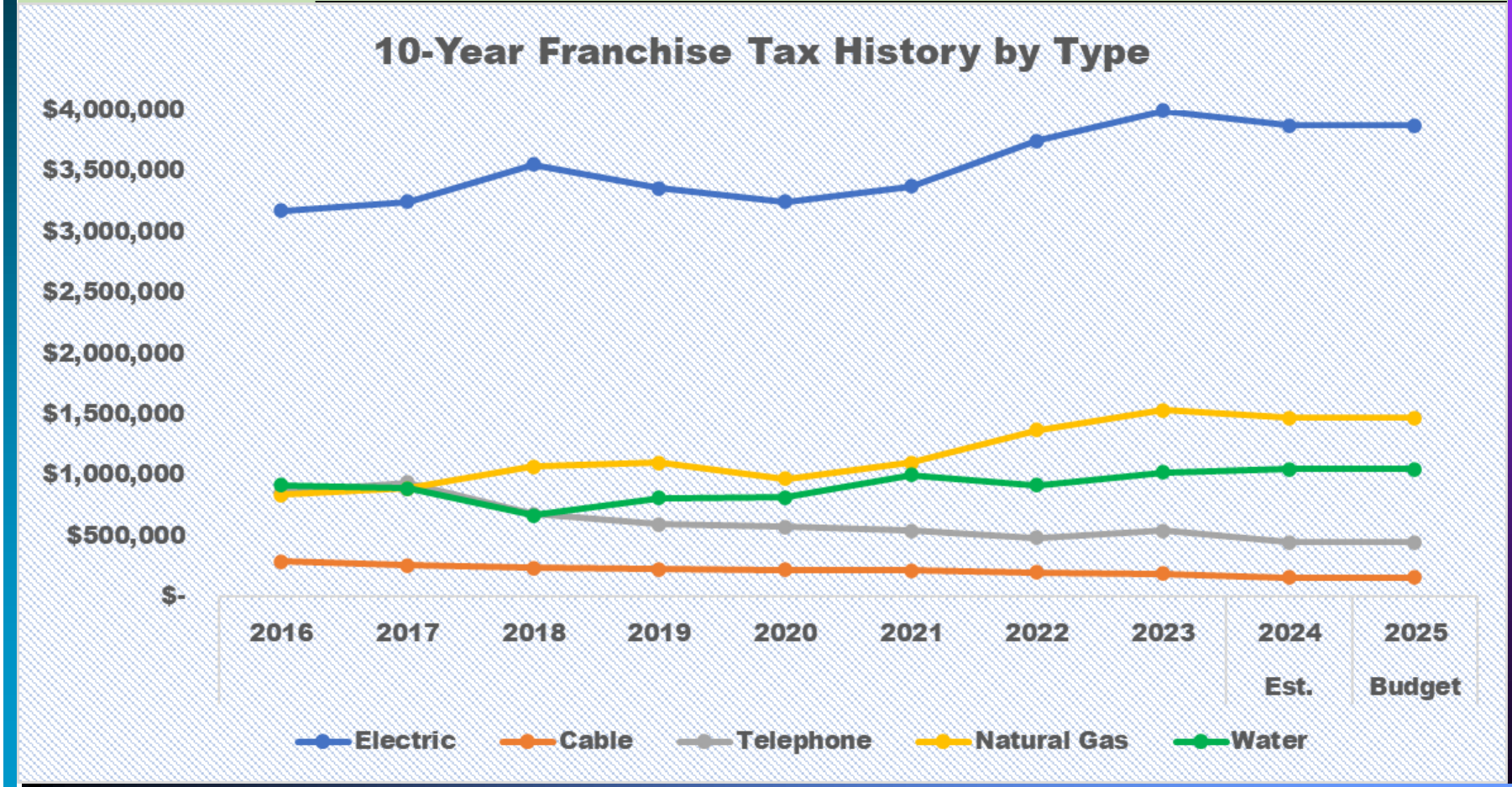

FY 2025 GENERAL FUND EXPENDITURES BY DEPARTMENT

FY 2025 BUDGET GENERAL FUND EXPENDITURES BY DEPARTMENT

DEPARTMENT	FY 2023 ACTUAL	FY 2024 ESTIMATED	FY 2025 BUDGET	ACTUAL CHANGE AMOUNT	ACTUAL CHANGE %
City Council	$ 745,038	$ 701,674	$ 491,669	$ (210,005)	-29.9%
City Manager	$ 1,259,608	$ 990,216	$ 1,896,710	$ 906,494	91.5%
Communications	$ 3,476	$ 906,071	$ 813,925	$ (92,146)	-10.2%
City Clerk	$ 207,480	$ 234,984	$ 226,315	$ (8,669)	-3.7%
Legal Services	$ 671,993	$ 825,781	$ 885,977	$ 60,196	7.3%
Human Resources	$ 508,405	$ 636,030	$ 655,657	$ 19,627	3.1%
Building Regulations	$ 670,871	$ 978,655	$ 1,012,509	$ 33,854	3.5%
Finance	$ 1,247,820	$ 1,316,432	$ 1,419,049	$ 102,617	7.8%
Information Technology	$ 1,968,929	$ 2,402,090	$ 2,693,864	$ 291,774	12.1%
Municipal Court	$ 760,769	$ 790,160	$ 909,530	$ 119,370	15.1%
Public Works	$ 1,890,866	$ 2,081,272	$ 2,430,147	$ 348,875	16.8%
Police	$ 10,040,140	$ 10,759,417	$ 11,219,464	$ 460,047	4.3%
Fire	$ 7,147,495	$ 11,938,722	$ 8,022,110	$ (3,916,612)	-32.8%
Cemetery (Parks)	$ 423,754	$ 440,033	$ 654,065	$ 214,032	48.6%
Emergency Mgmt	$ 188,102	$ 240,847	$ 329,007	$ 88,160	36.6%
Neighborhood Improvement	$ 825,992	$ 776,895	$ 1,411,816	$ 634,921	81.7%
Transfers Out	$ 5,522,990	$ 6,972,878	$ 6,304,779	$ (668,099)	-9.6%
Total General Fund Expenditures	$ 34,083,728	$ 42,992,157	$ 41,376,593	$ (1,615,564)	-3.8%

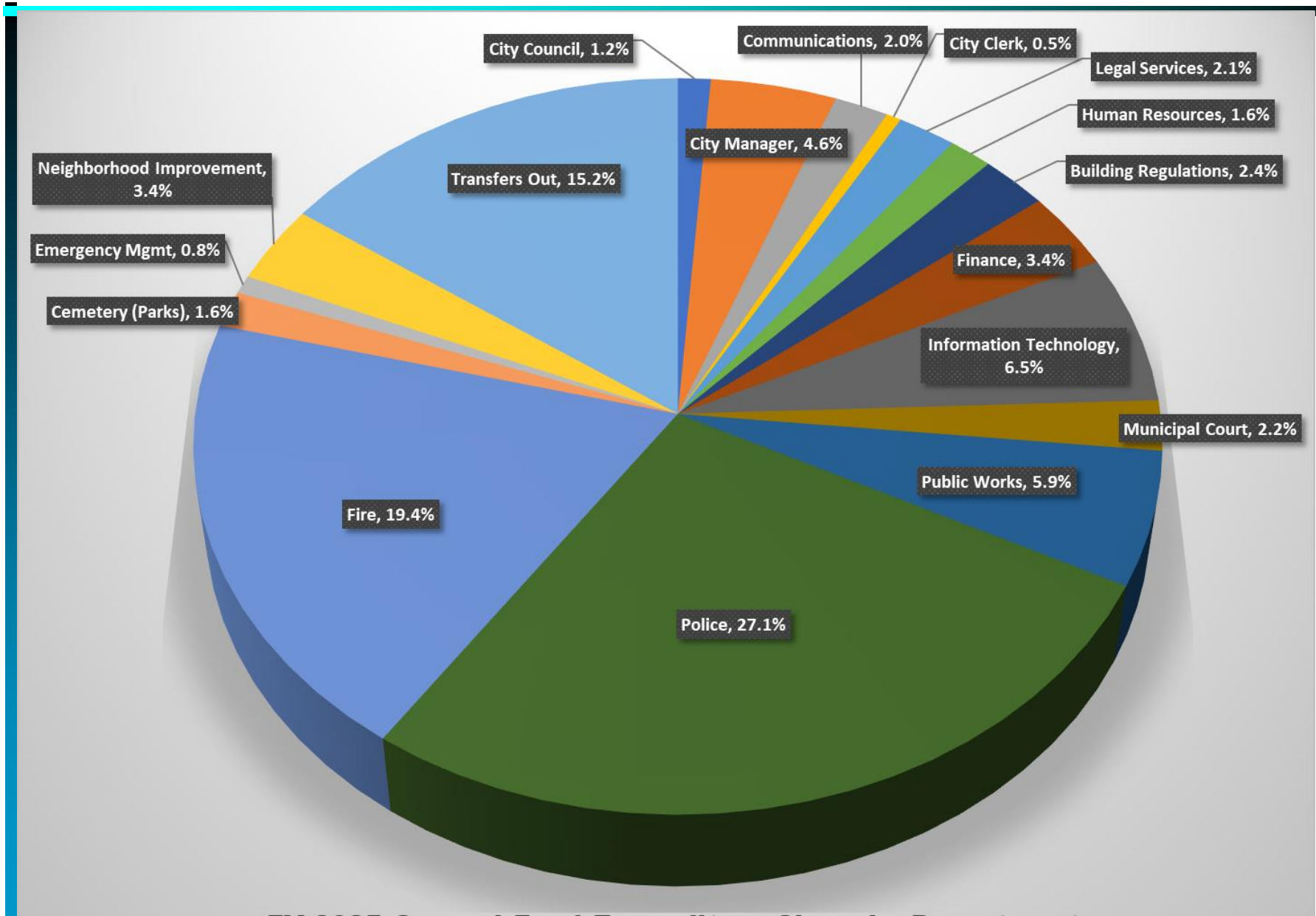

FY 2025 General Fund Expenditure Share by Department

FY 2025 GENERAL FUND EXPENDITURES BY CATEGORY

GENERAL FUND EXPENDITURES BY CATEGORY

INCLUDING USE TAX/PROPOSITION ACTION

CATEGORY	FY 2023 ACTUAL	FY 2024 ESTIMATED	FY 2025 BUDGET	PROPOSED CHANGE AMOUNT	PROPOSED CHANGE %
Personnel Services	$ 20,399,509	$ 21,743,225	$ 24,148,714	$ 2,405,489	11.1%
Operational Supplies	$ 5,511,103	$ 5,931,286	$ 6,630,559	$ 699,273	11.8%
Other Purchases/Services	$ 1,422,730	$ 1,624,571	$ 2,421,866	$ 797,295	49.1%
Capital Outlay	$ 1,227,396	$ 6,720,197	$ 1,870,675	$ (4,849,522)	-72.2%
Transfers Out	$ 5,522,990	$ 6,972,878	$ 6,304,779	$ (668,099)	-9.6%
Total GF Expenditures	$ 34,083,728	$ 42,992,157	$ 41,376,593	$ (1,615,564)	-3.8%

GENERAL FUND
TOTAL EXPENDITURES
FY 2025 Budget

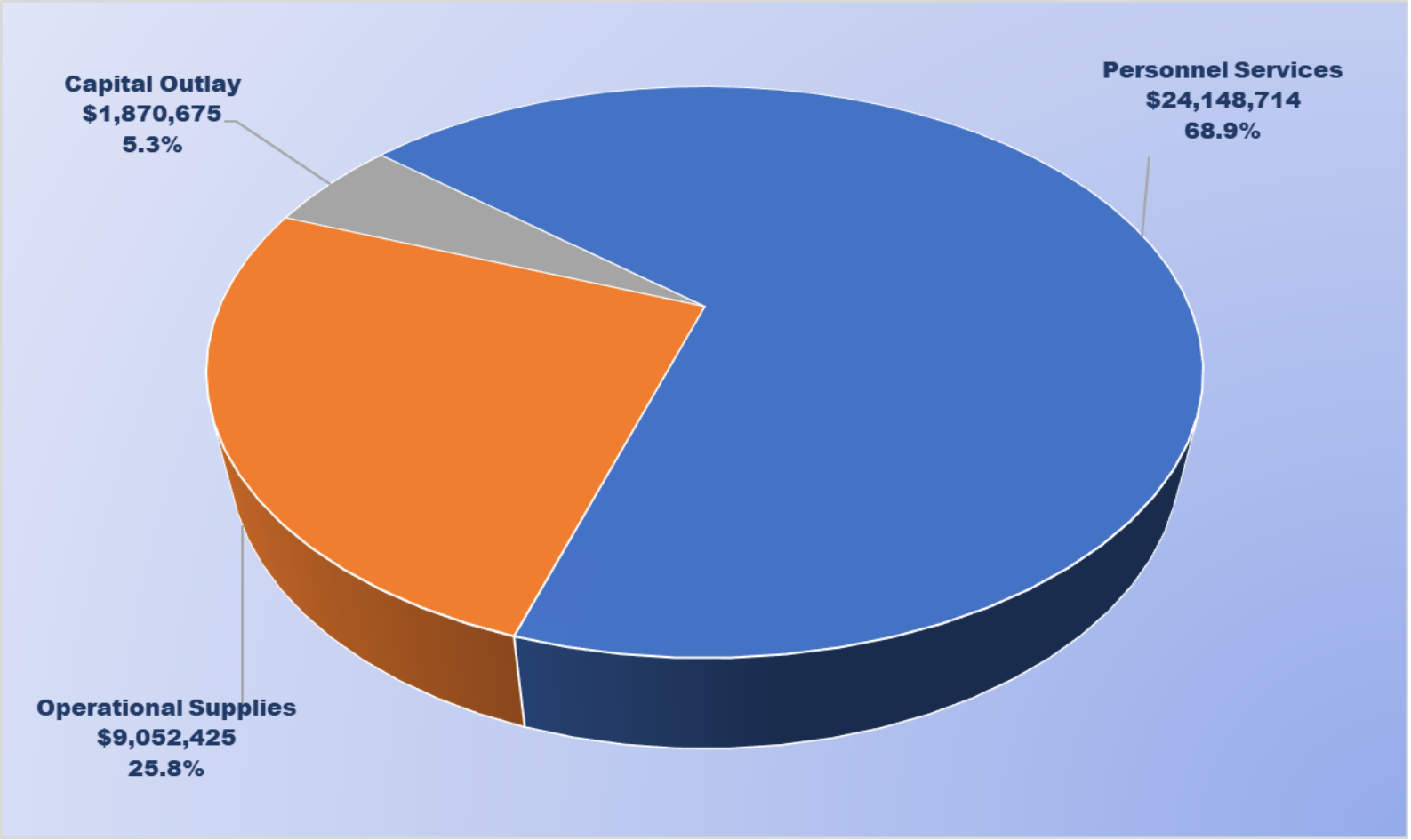

GENERAL FUND
SUMMARY OF POSITIONS BY DEPARTMENT

FY 2025 GENERAL FUND POSITIONS BY DEPARTMENT

DEPARTMENT	FY 2023 ACTUAL	FY 2024 ACTUAL	FY 2025 BUDGET	ACTUAL CHANGE	% OF TOTAL
City Mgr	4.15	3.15	3.15	-	1.1%
Communications	-	5.00	5.00	-	1.8%
City Clerk	2.00	2.00	2.00	-	0.7%
Legal	6.25	7.25	7.25	-	2.6%
HR	4.40	4.40	4.40	-	1.6%
Bldg Regulations	9.00	9.00	11.00	2.00	4.0%
Finance	10.00	11.00	11.00	-	4.0%
IT	6.00	6.00	6.00	-	2.2%
Court	9.50	10.50	10.50	-	3.8%
Public Works	17.40	18.65	17.65	(1.00)	6.4%
Police	109.30	109.30	109.30	-	39.5%
Fire	71.00	72.00	72.00	-	26.0%
Cemeteries	7.20	7.20	7.20	-	2.6%
Emer Mgmt	2.00	2.00	2.00	-	0.7%
Neighborhood Improvement	8.20	8.20	8.20	-	3.0%
Total GF Positions	266.40	275.65	276.65	1.00	100.0%

FY 2025 General Fund Positions by Department

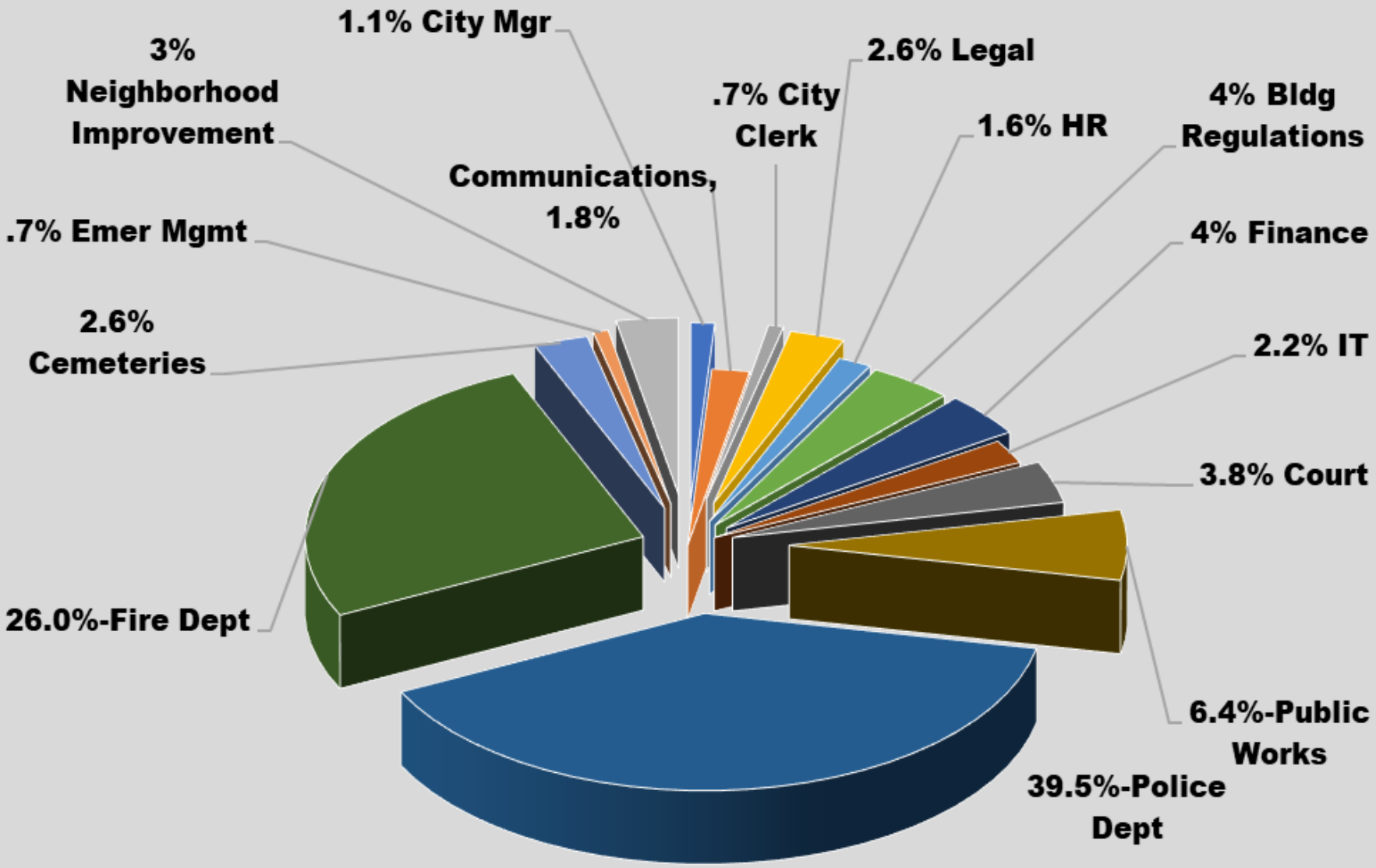

GENERAL FUND
FUND BALANCE

GENERAL FUND 10-YEAR HISTORY OF FUND BALANCE

FISCAL YEAR	Unrestricted Fund Balance	Contingency Reserve	Prop Action Reserve	Total Fund Balance
2016	$ 6,954,116	$ 5,635,638	$ -	$ 12,589,754
2017	$ 4,250,831	$ 5,462,582	$ -	$ 9,713,413
2018	$ 8,305,763	$ 5,311,266	$ -	$ 13,617,029
2019	$ 9,129,379	$ 5,650,218	$ -	$ 14,779,597
2020	$ 11,290,244	$ 5,451,124	$ -	$ 16,741,368
2021	$ 13,952,820	$ 5,794,993	$ -	$ 19,747,813
2022	$ 15,720,086	$ 5,890,013	$ 1,115,241	$ 22,725,340
2023	$ 21,209,708	$ 5,890,013	$ 2,418,068	$ 29,517,789
Est. 2024	$ 18,729,231	$ 6,658,685	$ 2,924,723	$ 28,312,639
Budget 2025	$ 18,481,842	$ 7,218,762	$ 2,624,990	$ 28,325,594

GENERAL FUND 10-YEAR FUND BALANCE HISTORY

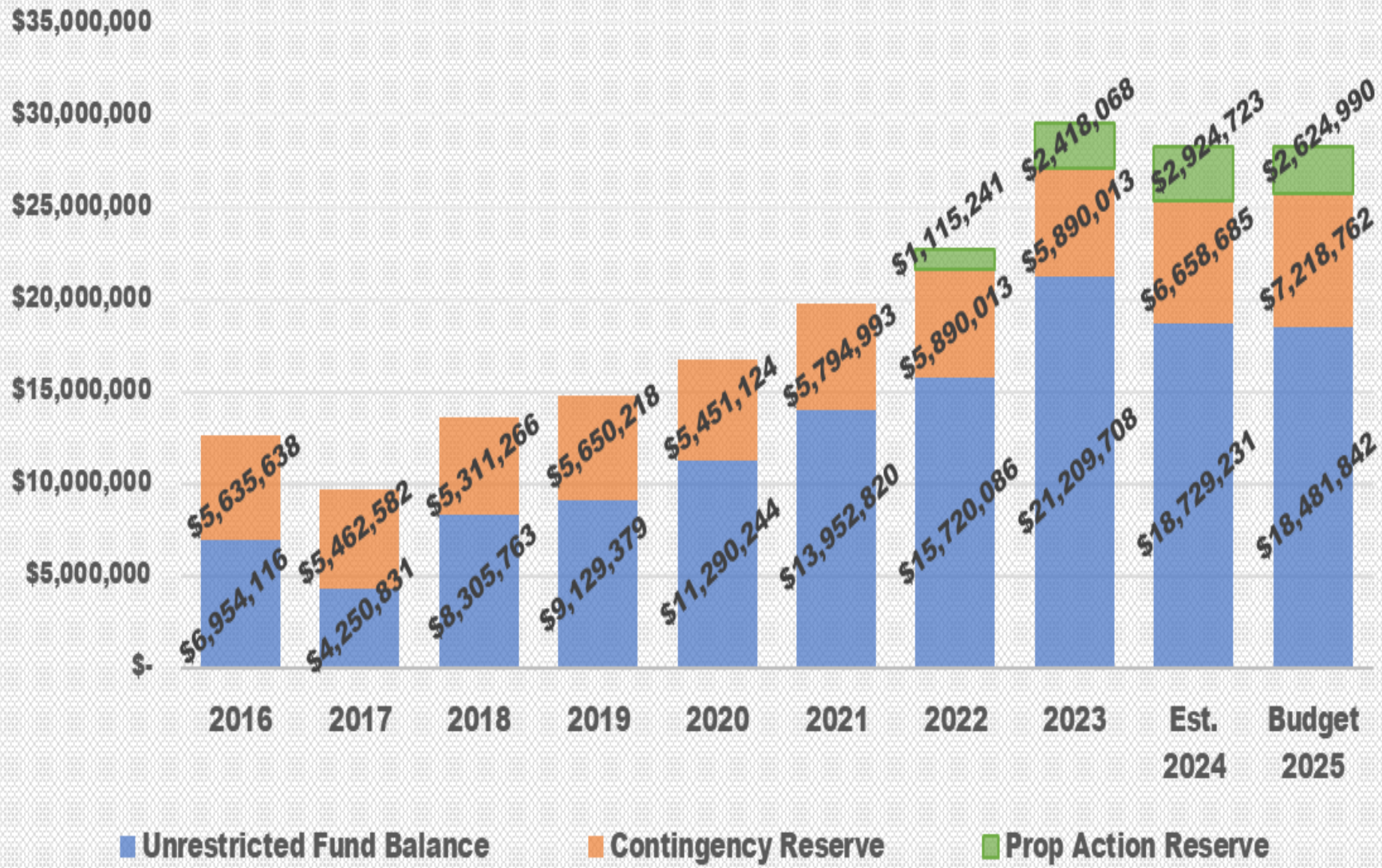

GENERAL FUND
USE TAX FUND BALANCE

CITY OF JOPLIN

NET USE TAX PROCEEDS - FY25 BUDGET PROJECTIONS

DESCRIPTION	GENERAL FUND	PUBLIC SAFETY SALES TAX	PARKS & STORMWATER SALES TAX PARKS	PARKS & STORMWATER SALES TAX STORMWATER	TST	CAPITAL IMPROVEMENTS SALES TAX	TOTAL
Beginning Balance	***$ 2,418,068***	***$ 1,205,529***	***$ 323,137***	***$ 278,586***	***$ 1,434,269***	***$ 1,083,474***	***$ 6,743,063***
FY 2025 BUDGET:							
Use Tax Revenue	$ 2,209,200	$ 1,104,600	$ 303,765	$ 248,535	$ 1,104,600	$ 828,450	$ 5,799,150
City Manager Prop Action	$ (906,897)						
City Manager Prop Action-JHR	$ (350,000)						
Communications Prop Action	$ (648,552)						
Legal Prop Action	$ (65,718)						
Building Prop Action	$ (455,072)						
Finance Prop Action	$ (75,576)						
Court Prop Action	$ (47,363)						
Neighborhood Impr Prop Actic	$ (309,755)						
Police Prop Action		$ (1,197,240)					
Fire Prop Action		$ (547,644)					
Park Rangers			$ (261,897)				
Neighborhood Cleanup					$ (20,000)		
Beautification			$ -	$ -	$ (500,000)	$ (500,000)	
Sub-Total FY2025	$ (649,733)	$ (640,284)	$ 41,868	$ 248,535	$ 584,600	$ 328,450	$ (86,564)
Ending Balance	***$ 2,274,990***	***$ 615,612***	***$ 448,761***	***$ 763,821***	***$ 2,843,289***	***$ 1,978,344***	***$ 8,924,817***

GENERAL FUND PROJECTIONS
FIVE YEAR MODEL

GENERAL FUND FIVE-YEAR MODEL

EXCLUDING USE TAX/PROPOSITION ACTION

DESCRIPTION	FY 2023 ACTUAL	FY 2024 ESTIMATED	FY 2025 BUDGET	FY 2026 ESTIMATED	FY 2027 ESTIMATED
Total Revenue	$ 39,064,575	$ 39,683,007	$ 39,180,348	$ 39,131,048	$ 39,759,424
Total Operating Expenses	$ 26,968,672	$ 28,369,280	$ 30,813,106	$ 31,245,481	$ 32,536,358
Total Capital Expenses	$ 943,322	$ 6,052,654	$ 1,749,775	$ 1,500,000	$ 750,000
Total Transfers Out	$ 5,522,990	$ 6,972,878	$ 6,304,779	$ 6,367,827	$ 6,431,505
Net Change in Fund Balance	$ 5,629,591	$ (1,711,805)	$ 312,688	$ 17,740	$ 41,561

GENERAL FUND PROJECTIONS
OPERATING BUDGET ONLY

GENERAL FUND OPERATING FIVE-YEAR MODEL
OPERATING REVENUE AND EXPENDITURES EXCLUDING USE TAX

DESCRIPTION	FY 2022 ACTUAL	FY 2023 ACTUAL	FY 2024 ESTIMATED	FY 2025 PROPOSED	FY 2026 PROJ	FY 2027 PROJ	FY 2028 PROJ
Revenue:							
Taxes	$24,467,575	$24,931,580	$25,636,200	$26,009,364	$26,447,511	$26,894,609	$27,358,029
Licenses & Permits	$ 2,398,189	$ 2,158,610	$ 2,527,750	$ 2,287,750	$ 2,298,500	$ 2,309,358	$ 2,320,324
Fines & Forfeitures	$ 686,476	$ 798,586	$ 834,700	$ 834,700	$ 834,700	$ 834,700	$ 834,700
Service Charges & Fees	$ 368,131	$ 346,594	$ 341,164	$ 336,764	$ 337,274	$ 337,789	$ 338,309
Other Income	$ 19,788	$ 67,009	$ 20,000	$ 20,000	$ 20,000	$ 20,000	$ 20,000
Operating Grants	$ 262,345	$ 344,353	$ 287,218	$ 336,000	$ 338,700	$ 341,454	$ 344,263
Transfers In	$ 4,736,352	$ 5,142,249	$ 5,170,549	$ 5,647,512	$ 5,697,487	$ 5,747,962	$ 5,798,942
TOTAL REVENUE	$32,938,856	$33,788,981	$34,817,581	$35,472,090	$35,974,172	$36,485,872	$37,014,566
Expenditures:							
Personnel Services	$18,373,351	$20,092,326	$20,812,815	$22,686,781	$23,367,349	$24,068,334	$24,790,348
Operational Supplies	$ 4,427,248	$ 4,216,253	$ 4,735,236	$ 4,858,322	$ 4,906,905	$ 4,955,974	$ 5,005,534
Other Purchases & Services	$ 987,960	$ 1,055,316	$ 1,258,408	$ 1,494,311	$ 1,509,254	$ 1,524,347	$ 1,539,590
Transfers Out	$ 5,639,610	$ 5,522,990	$ 6,372,878	$ 6,304,779	$ 6,406,443	$ 6,510,140	$ 6,615,912
TOTAL EXPENDITURES	$29,428,169	$30,886,885	$33,179,337	$35,344,193	$36,189,951	$37,058,795	$37,951,384
Net Change in Fund Balance	$ 3,510,687	$ 2,902,096	$ 1,638,244	$ 127,897	$ (215,779)	$ (572,923)	$ (936,818)

GENERAL FUND PROJECTIONS
OPERATING BUDGET ONLY

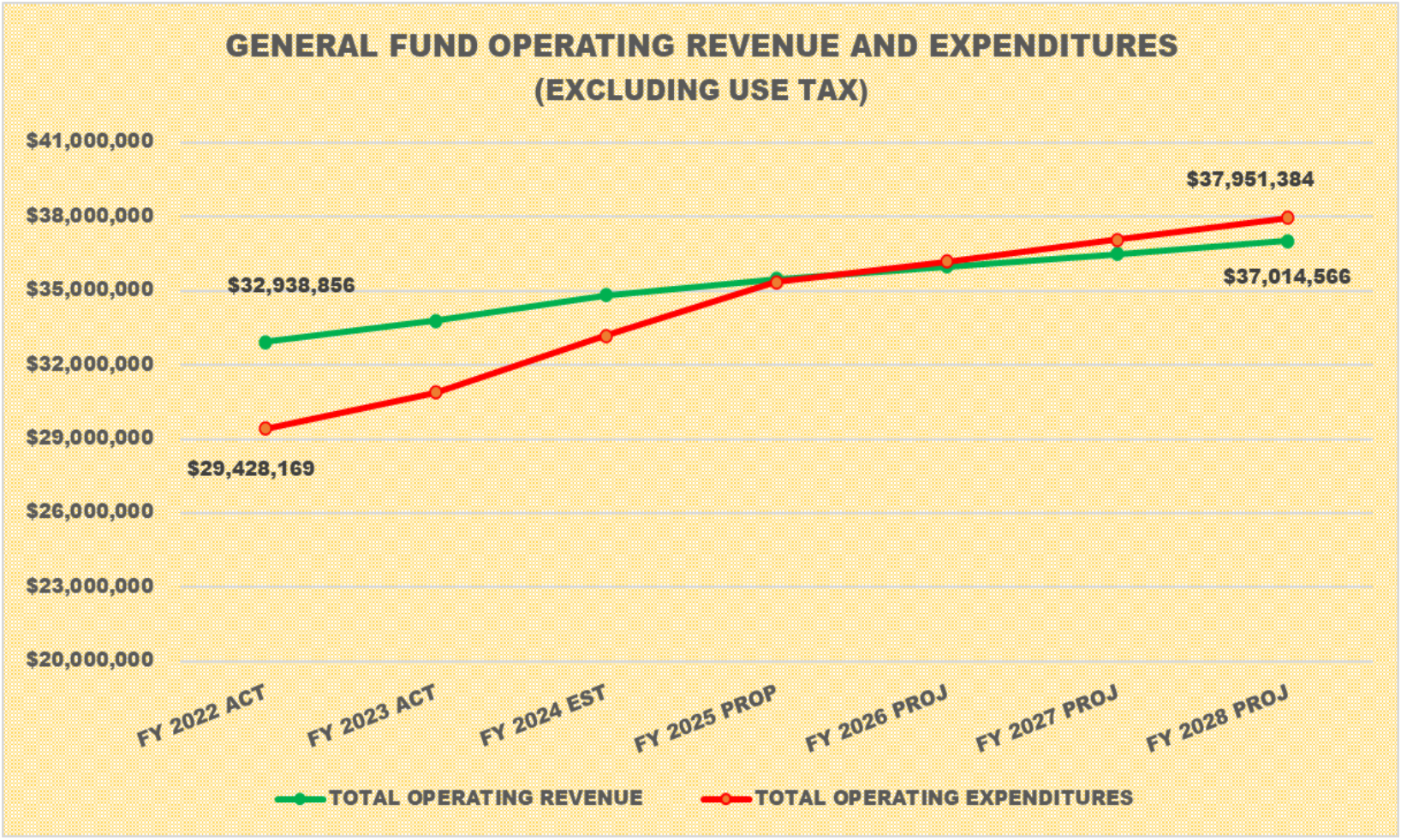

EXPENDITURE HIGHLIGHTS – ALL FUNDS

General Fund: $ 1,870,675

- Asset Management System - $104,000
- Replacement Squad Vehicle with Squad SUV and Equipment (2) - $160,000
- Replacement Frontline Attack Hose (Phase 2 of 3) - $150,000
- Replacement Siren (3) - $111,000
- Replacement Compact Pickup Truck (3) - $120,000

Public Safety Sales Tax Fund: $ 697,360

- Evidence Storage System - $300,000

Convention & Tourism Fund: $ 13,000

- Various New Capital Equipment

EXPENDITURE HIGHLIGHTS – ALL FUNDS

Health & Welfare Fund: $ 241,036

- Equipment for Cyber Security Grant - $113,186

Parks & Recreation Fund: $ 456,566

- Replacement Museum Water Boiler/Chiller - $575,000

Parks & Stormwater Sales Tax: $ 12,563,913

- ARPA Stormwater Projects Group B - $2,958,000
- Sunnyvale Stormwater Improvement - $1,138,000
- Ewert Park Splash Park w/Ice Ribbon - $4,172,000
- Ewert Park Covered Basketball Court - $550,000
- Ewert Park Amphitheater - $250,000
- Dover Outdoor Recreation (DORA) - $2,733,288
- Playground Updates - $441,250

EXPENDITURE HIGHLIGHTS –ALL FUNDS

Transportation Sales Tax Fund: $ 4,741,150

- Replacement Semi-Truck Cab & Trailer - $250,000
- Replacement Side Arm Mower with Tractor with Long Arm Mower Attachment - $240,000
- Replacement Compact Grader - $215,000
- Street Maintenance - $150,000
- Neighborhood Improvement - $500,000
- Street Projects (Overlay) - $2,500,000
- 10th & Main Beautification Project - $500,000
- Fixed Route Reporting Software - $100,000

EXPENDITURE HIGHLIGHTS –ALL FUNDS

Capital Improvement Sales Tax Fund: $29,580,350

- 10th & Main Beautification Project - $500,000
- Building Maintenance Replacement Chiller – City Hall - $400,000
- Zora to Rangeline to MO 249 (Phase I and II) - $7,100,000
- Neighborhood Transportation Improvements - $150,000
- 6th Street & Virginia Parking Garage - $4,000,000
- 20th Street from Schifferdecker to Country Club - $10,000,000
- 7th Street City-Owned Sidewalks - $2,000,000
- 20th Street from Country Club to Central City - $3,000,000
- 7th Street and Illinois Intersection - $500,000
- ADA City Sidewalks - $625,000
- Street Surface Repair - $835,000
- Bridge Maintenance - $125,000
- Traffic Signal Upgrades - $210,000

EXPENDITURE HIGHLIGHTS – ALL FUNDS

Community Planning Fund: $ 1,350

- Various Capital Equipment Replacement

American Rescue Plan Act Fund: $ 10,584,021

- Justice Center Grant - $573,875
- Broadband Project - $5,000,000
- Drinking Water Infrastructure - $5,000,000

Infrastructure Fund: $ 8,580,319

- EECBG Grant - $119,050
- CDBG DR Infrastructure Project - $3,000,000
- Cox Avenue Box Culvert - $300,000
- Streetscape Project –

  Main Street – 8th to 15th Street - $5,136,269

EXPENDITURE HIGHLIGHTS – ALL FUNDS

Airport Fund: $ 11,871,600

- Runway 13-31 Rehabilitation - $11,800,000

Golf Course Fund: $ 187,700

- Various Capital Replacement and New Capital Equipment

EXPENDITURE HIGHLIGHTS – ALL FUNDS

Sanitary Sewer Fund: $ 17,488,550

- Replacement Trickling Filter Media (2) – Turkey Creek - $4,000,000
- Replacement Oxidation Ditch Aeration Equipment – Turkey Creek - $4,800,000
- Replacement Blower – Turkey Creek - $225,000
- Replacement Belt Filter Press Controls – Turkey Creek - $125,000
- Replacement Master Control Center – Turkey Creek - $350,000
- Replacement Manholes & Line – Turkey Creek - $170,000
- Replacement Master Control Center – Shoal Creek - $250,000
- Replacement 4400 Gallon Sludge Hauler - $250,000

EXPENDITURE HIGHLIGHTS – ALL FUNDS

Sanitary Sewer Fund:

- East 20th Street Sewer Extension (Design) - $300,000
- Sewer Rehabilitation (I & I) - $1,500,000
- Tin Cup Parallel Line (Phase 2) - $2,000,000
- Crane Road – Arbor Hills Lift Station Elimination - $3,000,000

Central Garage Fund: $ 59,800

- Various Capital Replacement

Emergency Communications Fund: $ 224,650

- Mobile Dispatch Radio Console - $130,000

FY 2025 PROPOSED BUDGET

NEXT STEPS

- City Council Budget Work Sessions to cover Budget Overview and Issues & Options on September 23-25, 2024
- Fiscal Year 2025 Budget Adoption on October 21, 2024