CITY OF JOPLIN



FY 2018
PROPOSED BUDGET

CITY OF JOPLIN

ESTIMATE OF NEEDS

PROJECTED FUND BALANCES

FOR FISCAL YEAR 2017-2018

	Audited Fund Balance at 10-31-16	Projected 2016-2017 Activity				Projected Fund Balance at 10-31-17	Projected 2017-2018 Activity				Projected Fund Balance at 10-31-18
		Sources	Operating Expenses	Capital Assets *	Total Expenses		Sources	Operating Expenses	Capital Assets *	Total Expenses	
General Fund	**21,399,576**	37,732,261	37,481,801	5,958,977	43,440,778	**15,691,059**	37,896,039	35,132,216	1,638,973	36,771,189	**16,815,909**
Convention & Tourism	**942,742**	1,356,000	1,216,532	20,000	1,236,532	**1,062,210**	1,356,000	1,260,008	20,000	1,280,008	**1,138,202**
Health & Welfare	**695,191**	2,662,178	2,354,237	406,004	2,760,241	**597,128**	2,483,366	2,399,970	-	2,399,970	**680,524**
Parks & Recreation	**131,422**	3,795,430	3,594,778	316,059	3,910,837	**16,015**	3,589,550	3,483,132	101,000	3,584,132	**21,433**
Solid Waste Management	**890,136**	3,007,619	2,866,876	-	2,866,876	**1,030,879**	3,010,978	2,876,889	10,000	2,886,889	**1,154,968**
Parks/Stormwater Sales Tax	**2,175,129**	3,461,578	1,133,521	3,665,347	4,798,868	**837,839**	3,675,000	1,187,504	2,653,500	3,841,004	**671,835**
Transportation Sales Tax	**7,683,464**	10,843,202	8,290,330	4,549,548	12,839,878	**5,686,788**	10,897,607	8,265,079	3,508,050	11,773,129	**4,811,266**
Capital Improvement Sales Tax	**15,968,326**	6,558,682	778,483	7,787,000	8,565,483	**13,961,525**	8,672,500	793,238	14,063,220	14,856,458	**7,777,567**
Community Development	**(826,391)**	12,593,072	12,490,970	90,332	12,581,302	**(814,621)**	9,701,142	9,681,572	2,850	9,684,422	**(797,901)**
Economic Development	**3,845,047**	40,000	-	-	-	**3,885,047**	38,000	-	-	-	**3,923,047**
Debt Service	**96,641**	2,988,577	2,995,888	-	2,995,888	**89,330**	150,000	147,206	-	147,206	**92,124**
Infrastructure Improvements	**292,684**	33,099,011	100,000	32,917,774	33,017,774	**373,921**	38,684,950	100,000	38,443,653	38,543,653	**515,218**
Revolving Public Improvements	**865,685**	33,750	70,750	-	70,750	**828,685**	33,750	70,750	100,000	170,750	**691,685**
EDA Grant	**776,852**	9,262,748	39,600	10,000,000	10,039,600	**-**	2,497,550	17,550	2,480,000	2,497,550	**-**
Regional Airport	**24,673,763**	7,070,093	2,368,130	6,094,417	8,462,547	**29,375,726**	1,607,600	2,301,495	106,638	2,408,133	**28,681,831**
Municipal Golf Course	**268,167**	649,000	720,112	234,756	954,868	**197,055**	1,126,000	731,634	98,700	830,334	**591,421**
Sanitary Sewer	**70,451,736**	25,841,429	13,920,352	17,355,262	31,275,614	**82,372,813**	12,738,200	13,876,875	7,234,550	21,111,425	**81,234,138**
Central Garage	**84,637**	1,494,000	1,349,289	10,571	1,359,860	**229,348**	1,344,000	1,379,228	53,110	1,432,338	**194,120**
Health Self-Insurance	**1,954,330**	5,552,338	5,365,000	-	5,365,000	**2,141,668**	5,552,300	5,335,000	-	5,335,000	**2,358,968**
Workers Compensation Self-Ins	**2,469,909**	988,369	713,505	-	713,505	**2,744,773**	907,691	758,111	-	758,111	**2,894,353**
Liability & Property Insurance	**793,994**	1,341,003	1,094,304	-	1,094,304	**1,040,693**	1,049,793	1,090,161	-	1,090,161	**1,000,325**
Emergency Communications	**847,398**	2,109,755	1,937,716	1,210,888	3,148,604	**1,019,437**	2,018,695	2,018,088	49,850	2,067,938	**1,020,044**
Joplin TIF Commission	**2,174,073**	2,000,922	20,249	2,100,000	2,120,249	**2,054,746**	2,017,000	16,000	2,100,000	2,116,000	**1,955,746**
Joplin Redevelopment Corporation	**1,695,566**	3,246,000	3,280,300	96,082	3,376,382	**1,565,184**	3,246,000	1,799,770	96,082	1,895,852	**2,915,332**

Budget Summary

	Governmental Funds	Proprietary Funds	Component Units	Total All Funds
REVENUES				
Taxes	$ 47,101,600	$ -	$ 5,260,000	$ 52,361,600
Licenses & Permits	1,703,500	-	-	1,703,500
Fines & Forfeitures	1,339,100	-	-	1,339,100
Service Charges & User Fees	3,631,500	16,457,295	-	20,088,795
Charges & Assessments	1,328,764	7,763,984	-	9,092,748
Other Income & Donations	627,150	148,000	3,000	778,150
Intergovernmental	57,873,623	525,000	-	58,398,623
TOTAL REVENUES	**$ 113,605,237**	**$ 24,894,279**	**$ 5,263,000**	**$ 143,762,516**
EXPENDITURES				
General Government	$ 5,423,284	$ 9,293,197	$ 3,512,582	$ 18,229,063
Public Safety	19,692,213	1,926,649	-	21,618,862
Public Works	2,630,669	2,133,544	-	4,764,213
Highways & Streets	28,053,594	-	-	28,053,594
Environmental	2,826,272	10,737,805	-	13,564,077
Health Services	2,334,073	-	-	2,334,073
Culture & Recreation	5,854,551	704,705	-	6,559,256
Social Services	10,387,971	-	-	10,387,971
Debt Service	147,206	806,638	-	953,844
Infrastructure/Economic Development	38,543,653	-	-	38,543,653
TOTAL EXPENDITURES	**$ 115,893,486**	**$ 25,602,538**	**$ 3,512,582**	**$ 145,008,606**
EXCESS REVENUES OVER (UNDER) EXPEN.	**$ (2,288,249)**	**$ (708,259)**	**$ 1,750,418**	**$ (1,246,090)**
OTHER FINANCING SOURCES (USES)				
Transfers In	$ 9,081,195	$ 1,450,000	$ -	10,531,195
Transfers Out	(12,542,874)	(1,888,054)	(499,270)	(14,930,198)
TOTAL OTHER FINANCING SOURCES (USES)	**$ (3,461,679)**	**$ (438,054)**	**$ (499,270)**	**$ (4,399,003)**
NET CHANGE IN FUND BALANCE	**$ (5,749,928)**	**$ (1,146,313)**	**$ 1,251,148**	**$ (5,645,093)**
FUND BALANCE, BEGINNING OF YEAR	**$ 43,245,805**	**$ 119,121,513**	**$ 3,619,930**	**$ 165,987,248**
FUND BALANCE, END OF YEAR	**$ 37,495,877**	**$ 117,975,200**	**$ 4,871,078**	**$ 160,342,155**
FUND BALANCE SUMMARY:				
Invested in Capital Assets (Proprietary Funds)	$ -	$ 101,354,030	$ -	$ 101,354,030
Restricted for Debt Service	-	3,703,761	-	3,703,761
Reserved for Equipment Replacement	-	-	-	-
Other Reserves/Designations	14,847,680	-	-	14,847,680
Unrestricted Fund Balance/Net Assets	22,648,197	12,917,409	4,871,078	40,436,684
TOTAL FUND BALANCE SUMMARY	**$ 37,495,877**	**$ 117,975,200**	**$ 4,871,078**	**$ 160,342,155**

REVENUES

FY 2018 Proposed Budget

General Sales Tax	$	13,700,000
Public Safety General Sales Tax		6,850,000
Utility Franchise Tax		6,210,000
Interest Earnings		561,500
Fines & Forfeitures		1,339,100
Other Income		216,650
Parks & Stormwater Sales Tax		3,425,000
Transportation Sales Tax		6,850,000
Capital Improvement Sales Tax		5,137,500
Wastewater Fees		12,095,000
Intergovernmental (Grants)		58,398,623
Charges for Services		18,790,043
Other Taxes		8,870,000
Property Taxes		1,319,100
TOTAL REVENUE	**$**	**143,762,516**

REVENUE HIGHLIGHTS

- **Sales Tax**
  - Sales Tax is projected to remain unchanged from actual collections in FY 2016 and anticipated collections in FY 2017.

  - Revenue generated from the 1.0% General Sales Tax, 0.5% Public Safety General Sales Tax, 0.5% Transportation Sales Tax, .25% Parks & Stormwater Sales Tax and .375% Capital Improvements Sales Tax is expected to be approximately $36 million in FY 2018.

1% GENERAL GROSS SALES TAX

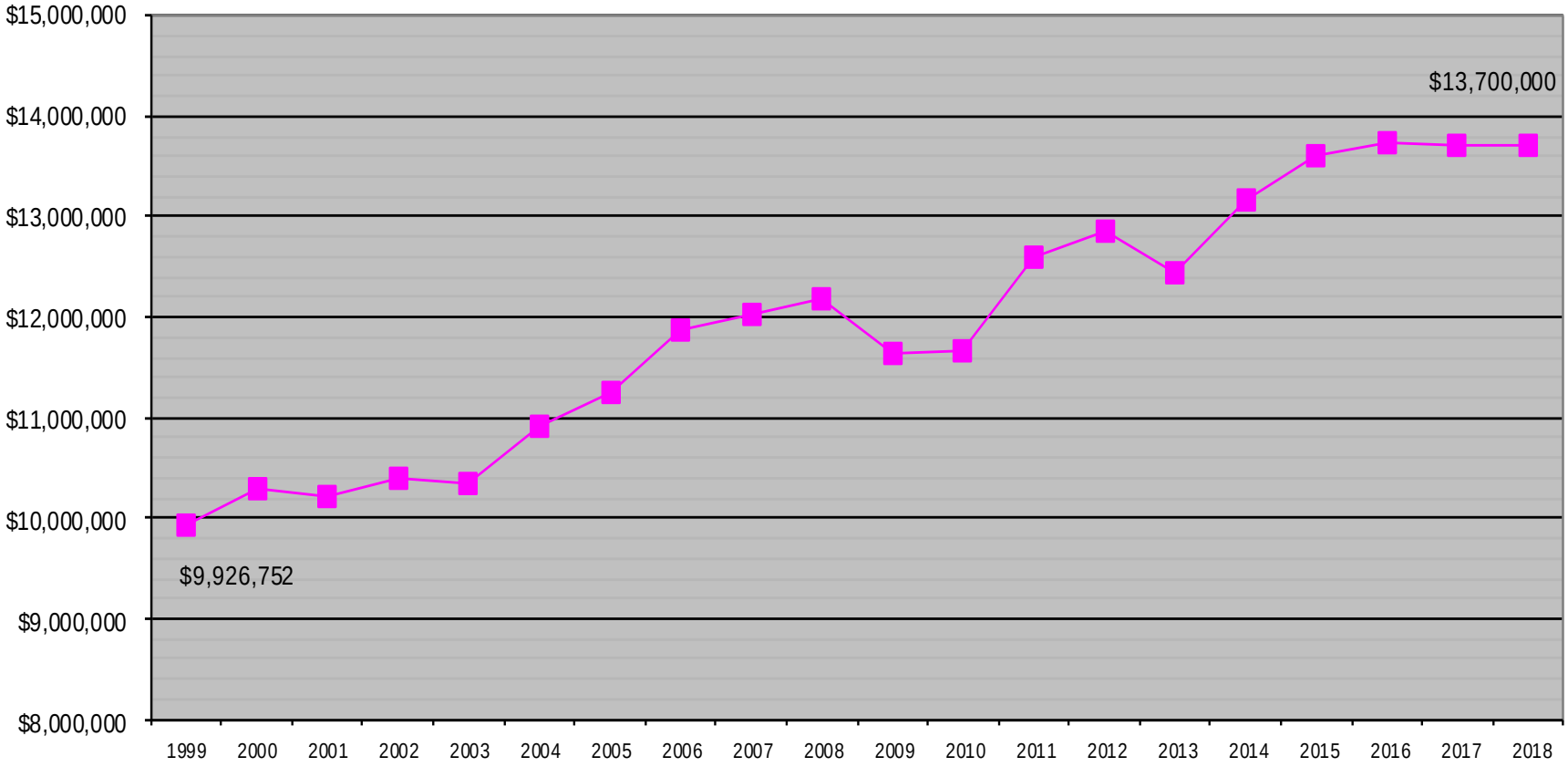

1% GENERAL NET SALES TAX (Less TIF Payments)

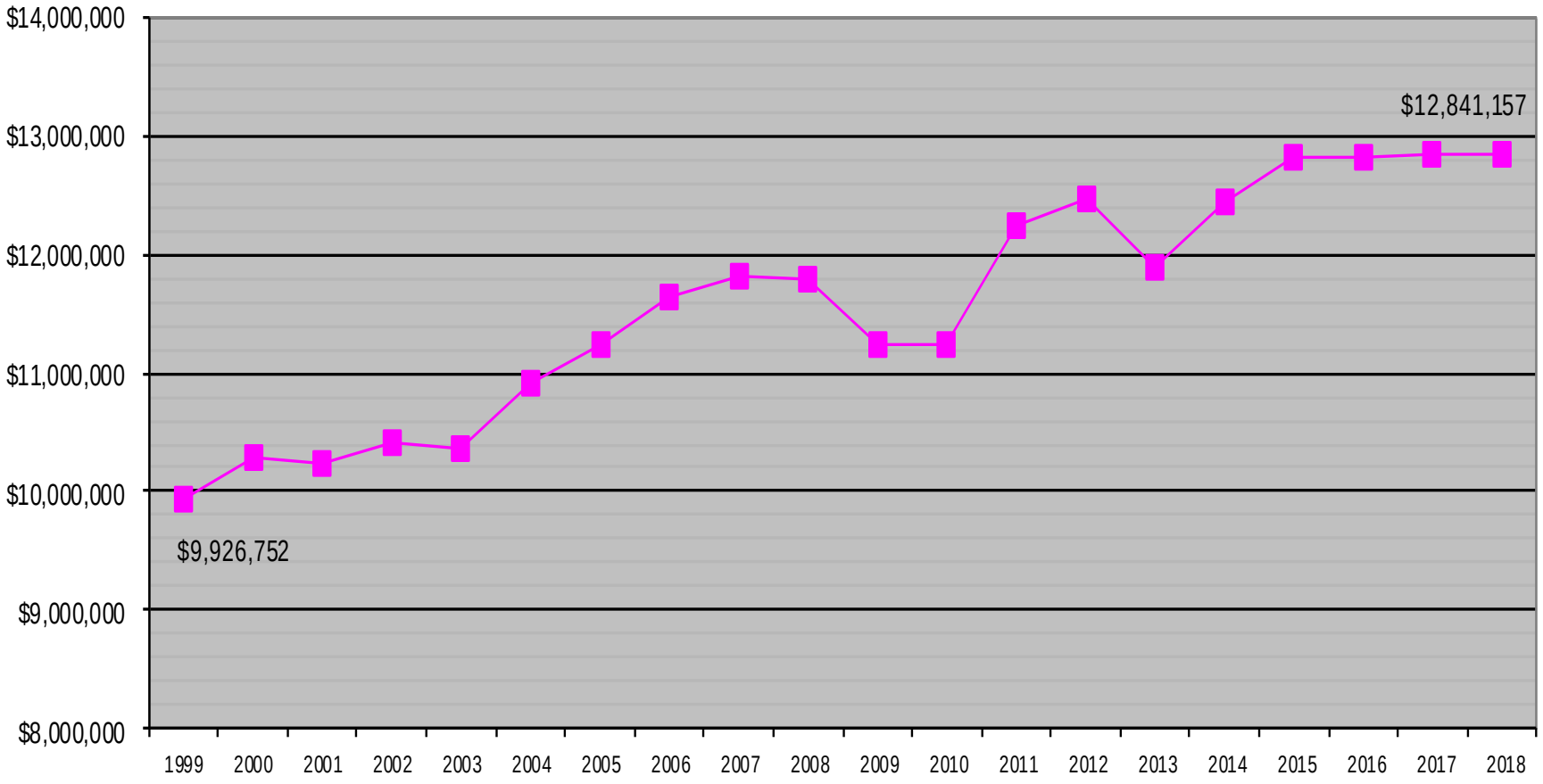

TOTAL REVENUE BY TYPE – ALL FUNDS

FY 2018 Budget

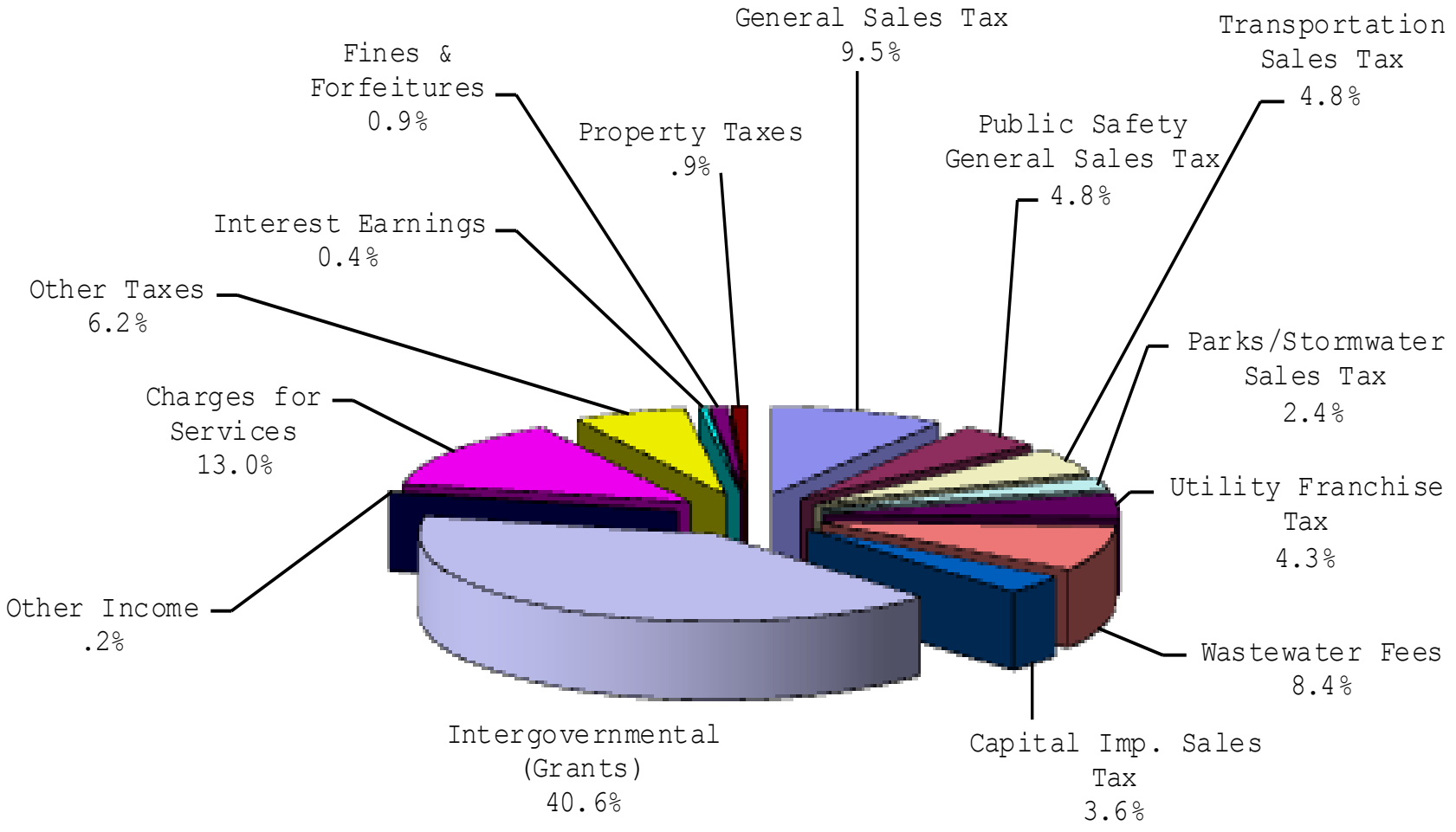

EXPENDITURES BY FUNCTION – ALL FUNDS
FY 2018 Budget

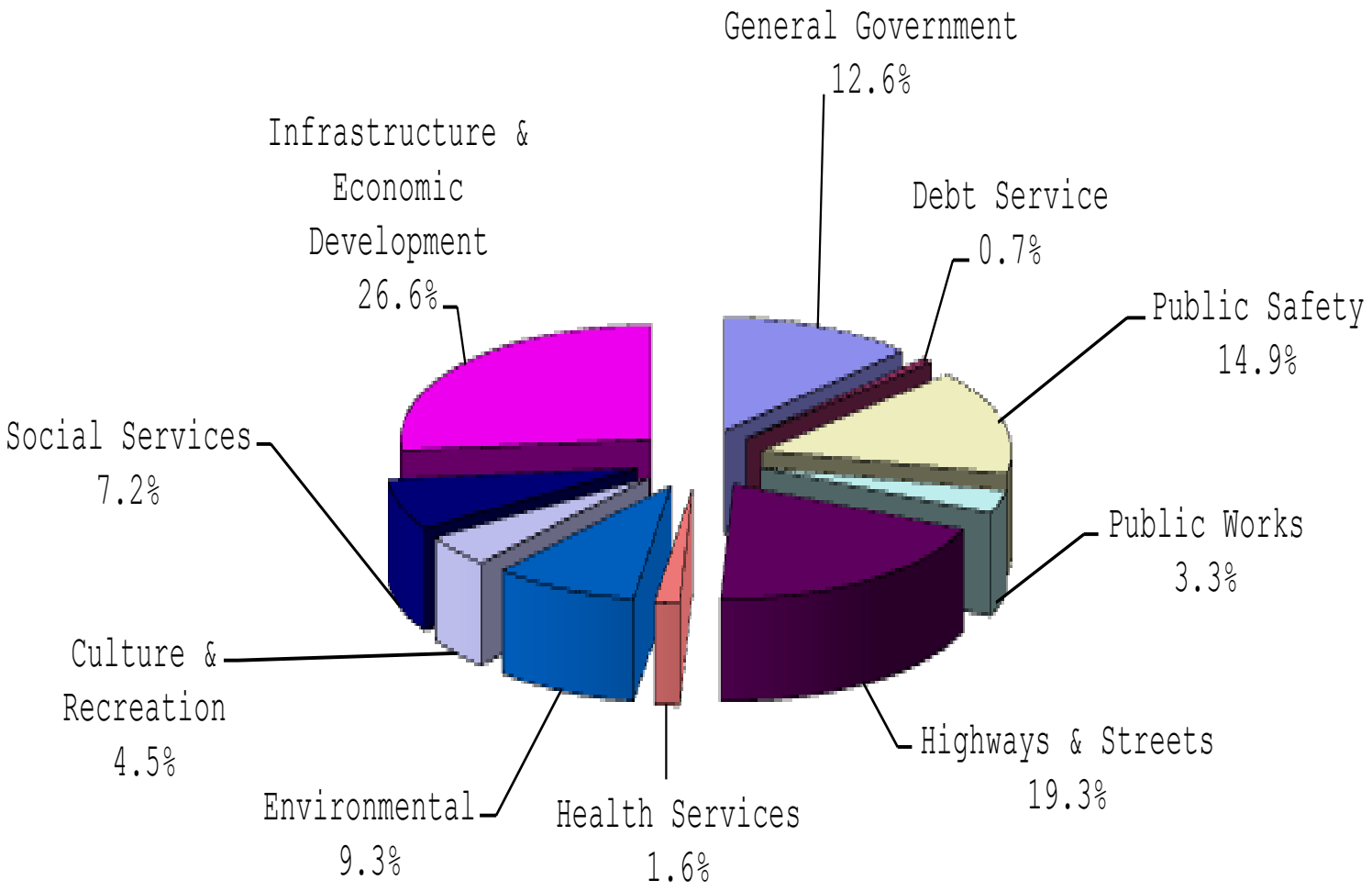

TOTAL EXPENDITURES GENERAL FUND

FY 2018 Budget

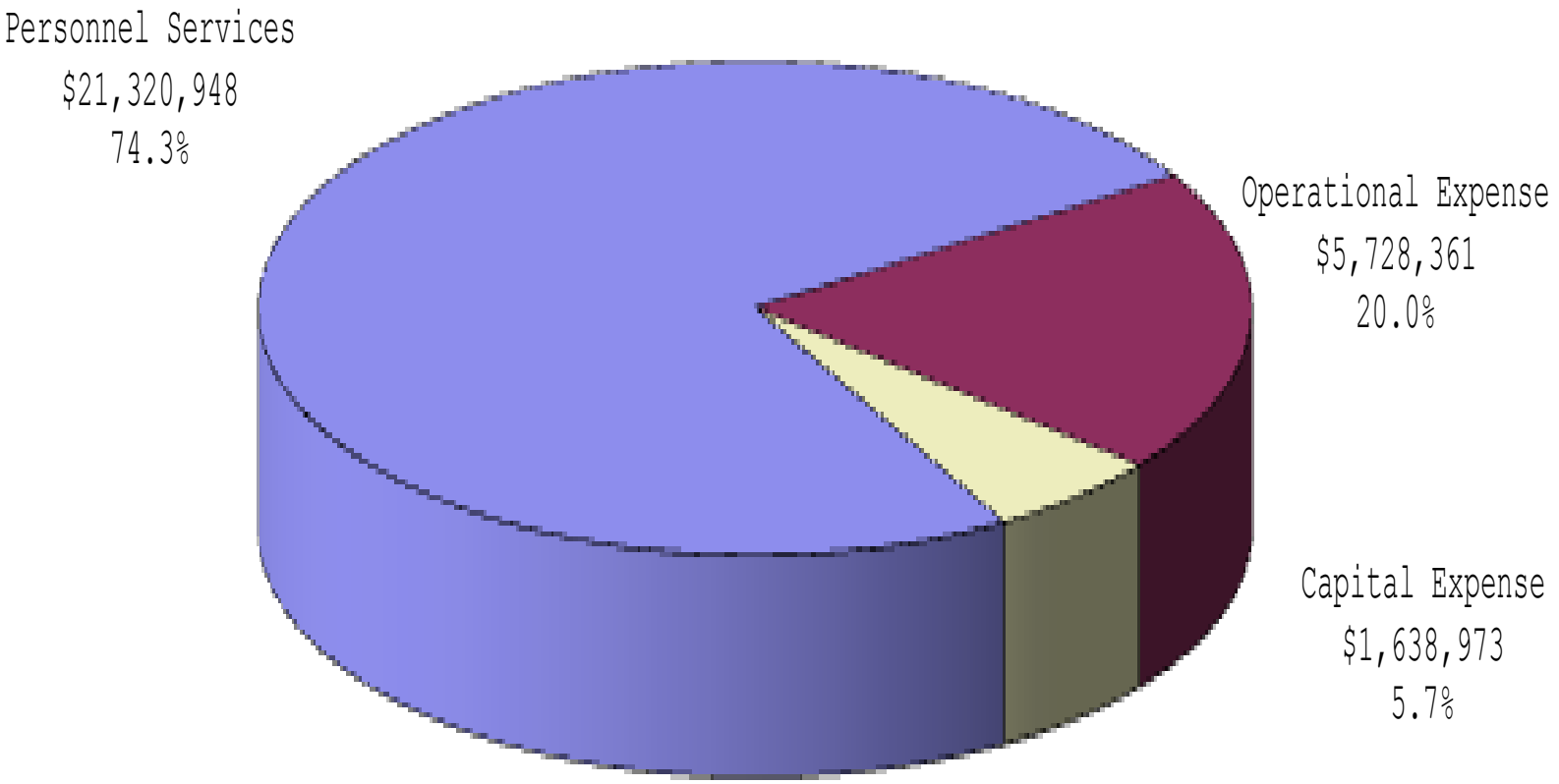

POSITIONS BY FUND
Full-Time Equivalents (FTE)

	FY 2016 Actual	FYE 2017 Actual	FY 2018 Proposed Budget
GENERAL FUND			
City Manager	4.00	3.00	3.00
City Clerk	2.00	2.00	2.00
Legal Services	6.65	6.40	6.40
Human Resources	4.50	4.50	4.00
Building Regulations	6.00	6.00	6.00
Finance	11.00	10.00	10.00
Information Technology	5.00	4.00	4.00
Municipal Court	10.00	10.00	10.00
Public Works	20.30	19.30	19.30
Police	142.80	139.80	139.80
Fire	95.00	96.00	96.00
Cemeteries	8.20	7.20	7.20
Emergency Management	2.00	2.00	2.00
Neighborhood Improvement	6.20	4.20	4.20
Total General Fund	**323.65**	**314.40**	**313.90**
SPECIAL REVENUE FUNDS			
Convention & Tourism	4.25	4.25	4.25
Health & Welfare	34.30	33.30	33.55
Parks & Recreation	44.25	39.65	39.65
Solid Waste Management	4.20	4.20	4.20
Parks & Stormwater Sales Tax	11.90	14.50	14.50
Transportation Sales Tax	58.20	58.20	59.20
Capital Improvements Sales Tax	1.90	1.90	1.90
Community Planning	12.80	12.80	12.80
Total Special Revenue Funds	**171.80**	**168.80**	**170.05**
ENTERPRISE FUNDS			
Regional Airport	8.55	8.55	8.55
Municipal Golf Course	10.50	10.50	10.50
Sanitary Sewer	50.70	52.70	52.70
Total Enterprise Funds	**69.75**	**71.75**	**71.75**
INTERNAL SERVICE FUNDS			
Central Garage	6.20	5.20	5.20
Workers Compensation	-	-	0.50
Liability & Property Self-Insurance	0.50	0.50	0.50
Emergency Communications	22.00	22.00	22.00
Total Internal Service Funds	**28.70**	**27.70**	**28.20**
TOTAL FTE - ALL FUNDS	**593.90**	**582.65**	**583.90**

Not included in FTE Count:

One Public Defender in Municipal Court (Contract)

Nine City Councilors (Stipend)

FY 2018 PROPOSED PERSONNEL CHANGES

- General Fund:
  - In Prosecutor's Office, reclassified Senior Clerk to Legal Specialist (2 positions)
- Health & Welfare Fund:
  - In WIC, increased Lead Peer Counselor hours from 1,400 to 1,976 hours (100% grant funded)
- Parks & Recreation Fund:
  - In Recreation Programs, changed one Seasonal Recreational Instructor title only to Seasonal Athletics Supervisor (no change in budget appropriations)

FY 2018 PROPOSED PERSONNEL CHANGES

- Parks & Stormwater Sales Tax Fund:
  - In Parks Sales Tax, changed one Seasonal Cashier title only to Seasonal Concession Supervisor (no change in budget appropriations)
- Transportation Sales Tax Fund:
  - In MAPS, added Transit Dispatcher position (50% grant funded)
- Golf Course Fund:
  - In Golf Administration, changed one Seasonal Cashier title only to Seasonal Lead Cashier (no change in budget appropriations)

FY 2018 PROPOSED PERSONNEL CHANGES

- 2% Across-the-Board Wage Increase effective November 1, 2017

EXPENDITURE HIGHLIGHTS

- General Fund: $ 1,638,973
  - City Hall Roof Restoration - $125,000
  - Police Body Cameras (50% Grant Funded) - $110,000
  - Fire Station #7 Design & Construction Management (Public Safety Sales Tax) - $400,000
  - Fire Self-Contained Breathing Apparatus (90% Grant Funded) - $261,000

- Parks & Stormwater Sales Tax Fund: $ 2,653,500
  - TS0605 – Regional Detention, W. of Arizona & N. of 32nd - $750,000
  - TS0612 – Ditch & Culvert Improvements, 4th & School Avenue - $1,250,000
  - TS0510 – McClelland to Town Green via Tin Cup Trail - $500,000

EXPENDITURE HIGHLIGHTS

- Transportation Sales Tax Fund: $ 3,508,050
  - Street Maintenance - $150,000
  - Street Projects (Overlay) - $2,100,000
  - Parking Lot – 700 Block of Wall Avenue - $300,000
  - Transit System Operational Review & Long Range Plan - $375,000
  - Replacement 22’ MAPS Vehicle (2) - $130,000

EXPENDITURE HIGHLIGHTS

- Capital Improvement Sales Tax Fund: $ 14,063,220
  - TC0601 – 32nd Street – Schifferdecker to Country Club Rd (ROW) - $645,110
  - TC0602 – 32nd Street – County Club to Central City Road (ROW) - $645,110
  - TC0605 – Intersection Improvements – Connecticut & 32nd St. (ROW) - $250,000
  - TC0607 – 44th Street - Rangeline to Connecticut (ROW) - $200,000
  - TC0608 – Zora – Rangeline to MO 249 (ROW) - $250,000
  - TC0603 – Neighborhood Transportation Improvements - $150,000
  - TC0604 – Street Surface Repair - $250,000
  - TC0605 – Intersection Improvements – Main & 32nd Street - $500,000
  - TC0605 – Intersection Improvements – Indiana & 32nd Street - $500,000

EXPENDITURE HIGHLIGHTS

- Capital Improvement Sales Tax Fund Continued:
  - TC0605 – Intersection Improvements – Connecticut & 32nd St. - $500,000
  - TC0609 – Connecticut – Overpass at I-44 - $5,000,000
  - TC0613 – Jackson – Bridge Replacement at Shoal Creek - $2,500,000
  - TC0614 – Schifferdecker – New Bridge at Turkey Creek - $2,400,000
  - TC0516 – Existing Traffic Signal Upgrades – Rhythm Systems - $270,000

EXPENDITURE HIGHLIGHTS

- Infrastructure Fund: $ 38,443,653
  - Senior Center Facility – CDBG-DR - $4,000,000
  - Sidewalk Projects - $100,000
  - MSSU Trail (FHWA Grant Funded) - $300,528
  - Trail Projects – CDBG-DR - $918,123
  - CDBG Entitlement Infrastructure - $300,000
  - Crossroads Industrial Park – CDBG-DR - $2,723,405
  - Infrastructure #1 – CDBG-DR - $24,510,639
  - Infrastructure #2 – CDBG-DR - $4,765,958
  - Mohaska Water Quality Basin- CDBG-DR - $450,000
  - Main Street Streetscape Project – CDBG-DR - $150,000
  - 20th Street Streetscape Project – CDBG-DR - $150,000

EXPENDITURE HIGHLIGHTS

- EDA Grant Fund: $2,480,000
  - Wildwood Sewer Extension - $2,230,000
  - Wildwood Street Project – 32nd Street - $250,000

- Sanitary Sewer Fund: $7,234,550
  - Tin Cup Lift Station Rehabilitation - $1,400,000
  - Replacement Screw Pump – Turkey Creek - $1,500,000
  - Twin Equalization Basin Study & Rehabilitation - $315,000
  - 7th Street East Annexation Sanitary Sewer Extension - $400,000
  - I & I Rehabilitation - $1,750,000
  - Infrastructure #1 & #2 Sewer Improvements – CDBG-DR - $500,000
  - Parallel Lines from Filmore Bridge to Gravity Line - $1,100,000