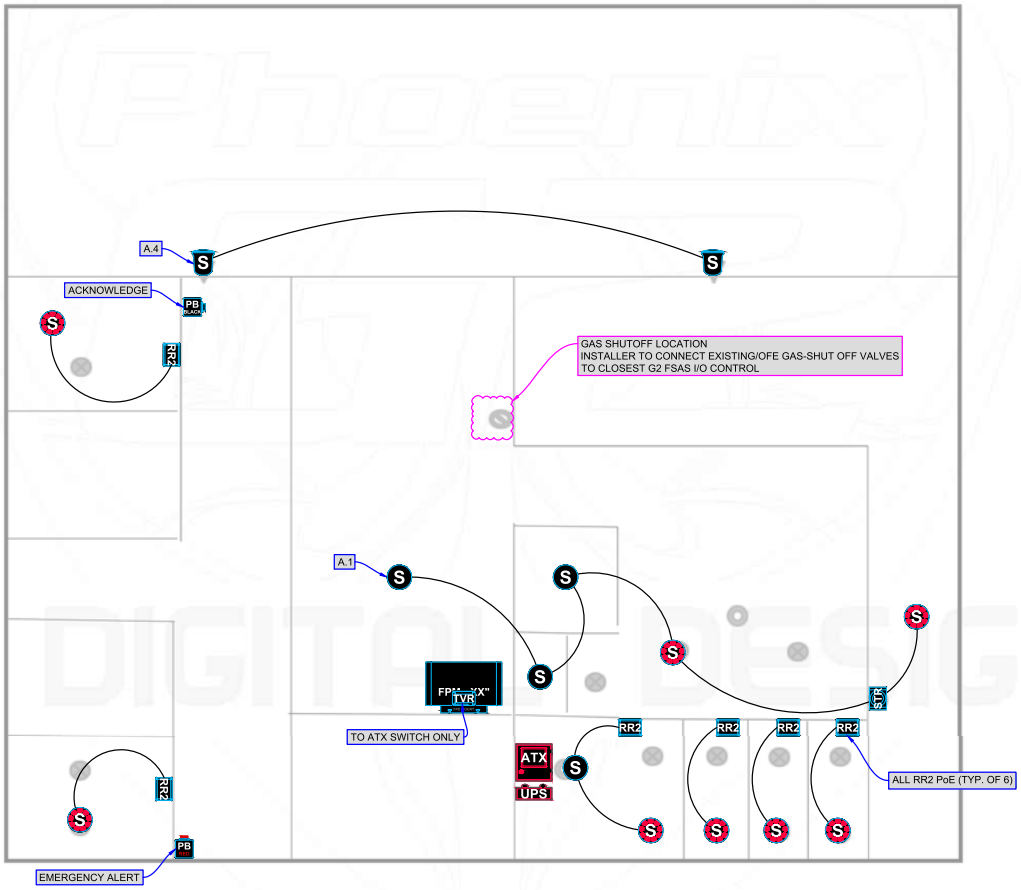

US DIGITAL DESIGNS	
Count	Name
1	G2 ATX STATION CONTROLLER
1	G2 FLAT PANEL MONITOR (SIZE TBD)
1	G2 FLAT PANEL MOUNT
1	G2 HDTV REMOTE
8	G2 LED SPEAKER (G2-LVL-HC-70)
1	G2 STROBE LIGHT
1	G2 UPS (G2-UPS)
1	PUSH BUTTON (BLACK)
1	PUSH BUTTON (RED)
6	ROOM REMOTE 2 (RR-2)
4	SPEAKER FLUSH MOUNT
2	SPEAKER WEATHER-PROOF

POE PORTS REQUIRED ON ATX	
Count	Name
6	G2 PoE PORT REQUIRED

SYMBOL	DESCRIPTION
I/O	G2 I/O REMOTE
MR2	G2 MESSAGE REMOTE 2
RR2	G2 ROOM REMOTE 2
TVR	G2 HDTV REMOTE
CIR	G2 COLOR INDICATOR REMOTE
PB	PUSH BUTTON - RED
PB BLACK	PUSH BUTTON - BLACK
VDS	G2 VIDEO DOOR STATION
LAR	G2 LOCAL AREA REMOTE
STR	G2 STROBE LIGHT
T	OEM TRANSFORMER
S	G2 OMNIALERT STROBE SPEAKER
S	G2 LED SPEAKER, FLUSH MOUNT
S	G2 LED SPEAKER, METAL BOX
S	SPEAKER, WEATHER-PROOF
S	SPEAKER, FLUSH MOUNT
S	SPEAKER, METAL BOX
MSM	G2 MESSAGE SIGN (MINI 12")
MSS	G2 MESSAGE SIGN (STANDARD 24")
MSE	G2 MESSAGE SIGN (EXTENDED 36")
FPM - XX"	OEM FLAT PANEL MONITOR, XX", WITH MOUNT
VC	VOLUME CONTROL (CUSTOMER SUPPLIED)
	ADAPTER PLATE SINGLE
	ADAPTER PLATE DOUBLE
	ARTICULATING ARM MOUNT - LONG

us digital designs
www.stationalerting.com

INSTALLER-REVIEW
END-USER-APPROVAL

SIGNATURE REQUIRED

END-USER APPROVES STATION DESIGN FOR PURPOSES OF OBTAINING QUOTE.
INSTALLER CONFIRMS DESIGN ALIGNS WITH SITE CONDITIONS. (SPEAKER MOUNTING TYPE, ATX LOCATION ETC.)

project	JOPLIN FIRE DEPARTMENT, MO
building	FIRE STATION 1
address	303 E 3RD STREET, JOPLIN, MISSOURI 64801
filename	USDD.MO_JOPN.FS01.FSA.DWG
date	9/12/2022 - 2:01PM
design by	PD

INSTALLER NOTES:

1. INSTALLER TO VERIFY WALL AND CEILING TYPE TO DETERMINE NEED FOR FLUSH OR SURFACE MOUNT INSTALLATION OF EQUIPMENT SPECIFIED.
2. **THE ATX HAS AN AVAILABLE CONNECTION FOR THE ABILITY TO TIE INTO A GAS SHUTOFF VALVE. GAS SHUTOFF DEVICE TO BE PROVIDED BY OTHERS AND IS NOT MANUFACTURED BY USDD.**
3. INSTALLER TO PROVIDE CAT6 & 18/4 CABLES FROM ATX CONTROLLER TO CUSTOMER'S STATION RADIO FOR BACKUP.
4. INSTALLER TO PROVIDE CAT6 CABLE FROM ATX CONTROLLER WAN OUTPUT TO CUSTOMER'S IN-STATION NETWORK.
5. INSTALLER TO COORDINATE CONNECTION BETWEEN EXISTING STATION LIGHTING CONTROL SYSTEM AND RELAY OUTPUT FROM ATX STATION CONTROLLER OR I/O REMOTE WITH OWNER. (IF APPLICABLE)
6. VOLUME CONTROL TO BE PROVIDED BY OWNER OR INSTALLER IF SHOWN ON DRAWING.
7. INSTALLER TO VERIFY AND CONSIDER LOCATION(S) OF NETWORK AND RADIO CONNECTIONS.

PoE = G2 ATX Power-over-Ethernet (PoE) ports 1...8 and G2 Expansion Module ports 1...12

A.n = G2 ATX Amplifier 1...4 | **EA.n** = G2 External Amplifier 1...n | **CH.n** = G2 Message Remote 2 Channel 1 or 2

NOTES:

1. SEE ARCHITECTURAL SPECIFICATIONS FOR ALL ROUGH-IN AND INSTALLATION DETAILS.
2. US DIGITAL DESIGNS DOES NOT SUPPLY BACK BOXES, CONDUITS, OR MOUNTING FASTENERS.
3. US DIGITAL DESIGNS FIRE STATION ALERTING PLANS ARE DIAGRAMMATIC AND FOR QUOTING PURPOSES ONLY. DRAWING MAY NOT BE TO SCALE.
4. PHOENIX G2 SYSTEM IS ABLE TO SIGNAL OWNER-FURBISHED SYSTEMS, (EXHAUST, LIGHT, GAS SHUT OFF, ETC.) BUT USDD DOES NOT SUPPLY THESE SYSTEMS AND CANNOT WARRANT OR SUPPORT ANY OF THEIR PERFORMANCE BEYOND THE TRANSMISSION OF RELAY SIGNAL TO THEM.

THIS DOCUMENT CONTAINS CONFIDENTIAL AND PROPRIETARY INFORMATION WHICH IS THE EXCLUSIVE PROPERTY OF US DIGITAL DESIGNS, INC. REPRODUCTION, DISTRIBUTION OR USE BY OTHERS, IN WHOLE OR IN PART, IS NOT PERMITTED WITHOUT THE WRITTEN AUTHORIZATION FROM US DIGITAL DESIGNS, INC.

SYMBOL	DESCRIPTION
ATX	G2 ATX STATION CONTROLLER
EXP	G2 EXPANSION MODULE
UPS	G2-UNINTERRUPTIBLE POWER SUPPLY
AMP	OEM AMPLIFIER

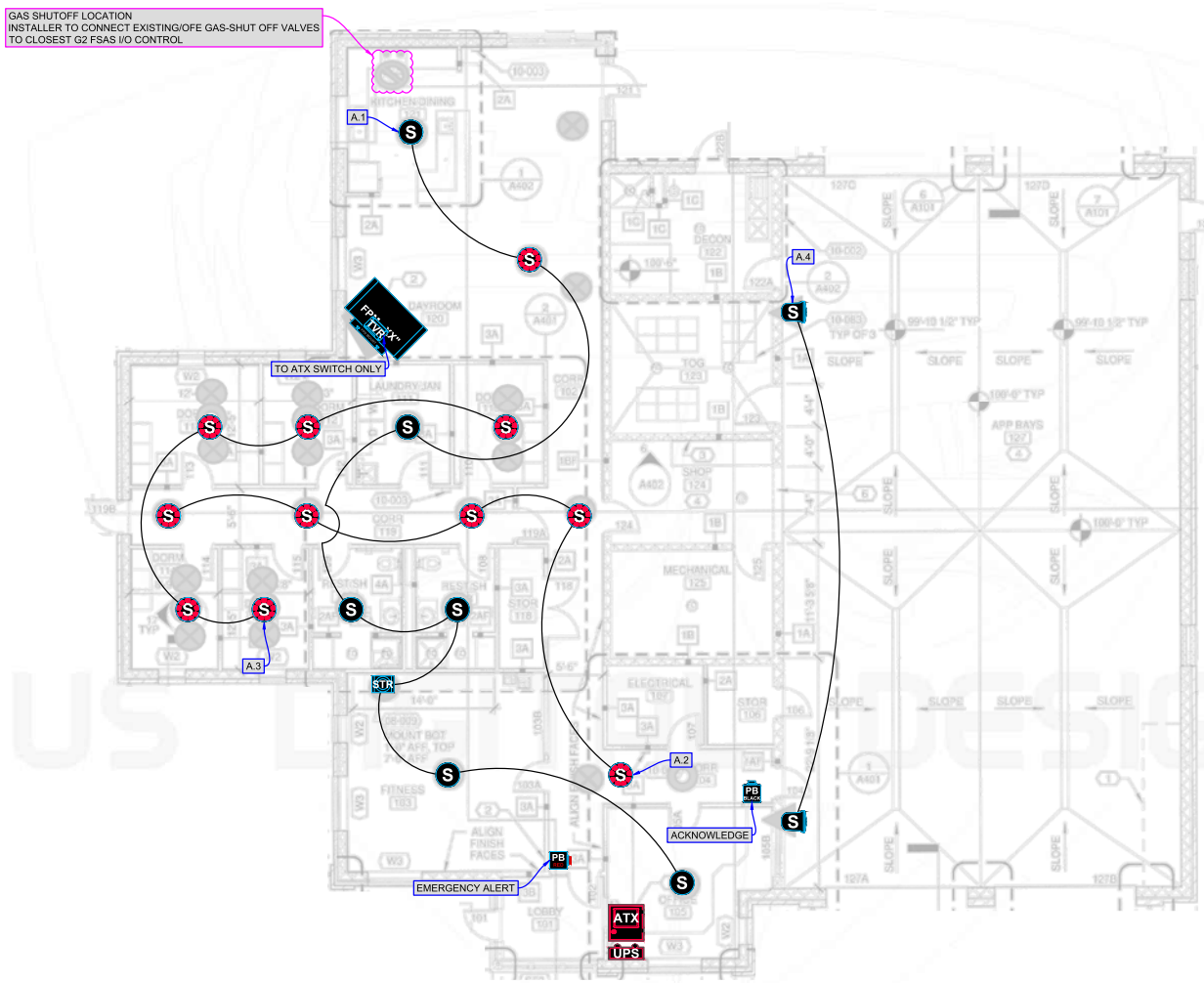

US DIGITAL DESIGNS	
Count	Name
1	G2 ATX STATION CONTROLLER
1	G2 FLAT PANEL MONITOR (SIZE TBD)
1	G2 FLAT PANEL MOUNT
1	G2 HDTV REMOTE
11	G2 LED SPEAKER (G2-LVL-HC-70)
1	G2 STROBE LIGHT
1	G2 UPS (G2-UPS)
1	PUSH BUTTON (BLACK)
1	PUSH BUTTON (RED)
6	SPEAKER FLUSH MOUNT
2	SPEAKER WEATHER-PROOF

us digital designs
www.stationalerting.com

INSTALLER - REVIEW
END-USER-APPROVAL

SIGNATURE REQUIRED

END-USER APPROVES STATION DESIGN FOR PURPOSES OF OBTAINING QUOTE.
INSTALLER CONFIRMS DESIGN ALIGNS WITH SITE CONDITIONS. (SPEAKER MOUNTING TYPE, ATX LOCATION ETC.)

SYMBOL	DESCRIPTION
I/O	G2 I/O REMOTE
MR2	G2 MESSAGE REMOTE 2
RR2	G2 ROOM REMOTE 2
TVR	G2 HDTV REMOTE
CIR	G2 COLOR INDICATOR REMOTE
PB	PUSH BUTTON - RED
PB BLACK	PUSH BUTTON - BLACK
VDS	G2 VIDEO DOOR STATION
LAR	G2 LOCAL AREA REMOTE
STR	G2 STROBE LIGHT
T	OEM TRANSFORMER
S	G2 OMNIALERT STROBE SPEAKER
S	G2 LED SPEAKER, FLUSH MOUNT
S	G2 LED SPEAKER, METAL BOX
S	SPEAKER, WEATHER-PROOF
S	SPEAKER, FLUSH MOUNT
S	SPEAKER, METAL BOX
MSM	G2 MESSAGE SIGN (MINI 12")
MSS	G2 MESSAGE SIGN (STANDARD 24")
MSE	G2 MESSAGE SIGN (EXTENDED 36")
FPM - XX"	OEM FLAT PANEL MONITOR, XX", WITH MOUNT
VC	VOLUME CONTROL (CUSTOMER SUPPLIED)
	ADAPTER PLATE SINGLE
	ADAPTER PLATE DOUBLE
	ARTICULATING ARM MOUNT - LONG

project	JOPLIN FIRE DEPARTMENT, MO		
building	FIRE STATION 2		
address	2825 W 13TH STREET, JOPLIN, MISSOURI 64801		
filename	USDD.MO_JOPN.FS02.FSA.DWG	design by	PD
date	9/12/2022 - 2:01PM		

INSTALLER NOTES:

1. INSTALLER TO VERIFY WALL AND CEILING TYPE TO DETERMINE NEED FOR FLUSH OR SURFACE MOUNT INSTALLATION OF EQUIPMENT SPECIFIED.
2. **THE ATX HAS AN AVAILABLE CONNECTION FOR THE ABILITY TO TIE INTO A GAS SHUTOFF VALVE. GAS SHUTOFF DEVICE TO BE PROVIDED BY OTHERS AND IS NOT MANUFACTURED BY USDD.**
3. INSTALLER TO PROVIDE CAT6 & 18/4 CABLES FROM ATX CONTROLLER TO CUSTOMER'S STATION RADIO FOR BACKUP.
4. INSTALLER TO PROVIDE CAT6 CABLE FROM ATX CONTROLLER WAN OUTPUT TO CUSTOMER'S IN-STATION NETWORK.
5. INSTALLER TO COORDINATE CONNECTION BETWEEN EXISTING STATION LIGHTING CONTROL SYSTEM AND RELAY OUTPUT FROM ATX STATION CONTROLLER OR I/O REMOTE WITH OWNER. (IF APPLICABLE)
6. VOLUME CONTROL TO BE PROVIDED BY OWNER OR INSTALLER IF SHOWN ON DRAWING.
7. INSTALLER TO VERIFY AND CONSIDER LOCATION(S) OF NETWORK AND RADIO CONNECTIONS.

PoE = G2 ATX Power-over-Ethernet (PoE) ports 1...8 and G2 Expansion Module ports 1...12

A.n = G2 ATX Amplifier 1...4 | **EA.n** = G2 External Amplifier 1...n | **CH.n** = G2 Message Remote 2 Channel 1 or 2

NOTES:

1. SEE ARCHITECTURAL SPECIFICATIONS FOR ALL ROUGH-IN AND INSTALLATION DETAILS.
2. US DIGITAL DESIGNS DOES NOT SUPPLY BACK BOXES, CONDUITS, OR MOUNTING FASTENERS.
3. US DIGITAL DESIGNS FIRE STATION ALERTING PLANS ARE DIAGRAMMATIC AND FOR QUOTING PURPOSES ONLY. DRAWING MAY NOT BE TO SCALE.
4. PHOENIX G2 SYSTEM IS ABLE TO SIGNAL OWNER-FURBISHED SYSTEMS, (EXHAUST, LIGHT, GAS SHUT OFF, ETC.) BUT USDD DOES NOT SUPPLY THESE SYSTEMS AND CANNOT WARRANT OR SUPPORT ANY OF THEIR PERFORMANCE BEYOND THE TRANSMISSION OF RELAY SIGNAL TO THEM.

THIS DOCUMENT CONTAINS CONFIDENTIAL AND PROPRIETARY INFORMATION WHICH IS THE EXCLUSIVE PROPERTY OF US DIGITAL DESIGNS, INC. REPRODUCTION, DISTRIBUTION OR USE BY OTHERS, IN WHOLE OR IN PART, IS NOT PERMITTED WITHOUT THE WRITTEN AUTHORIZATION FROM US DIGITAL DESIGNS, INC.

SYMBOL	DESCRIPTION
ATX	G2 ATX STATION CONTROLLER
EXP	G2 EXPANSION MODULE
UPS	G2-UNINTERRUPTIBLE POWER SUPPLY
AMP	OEM AMPLIFIER

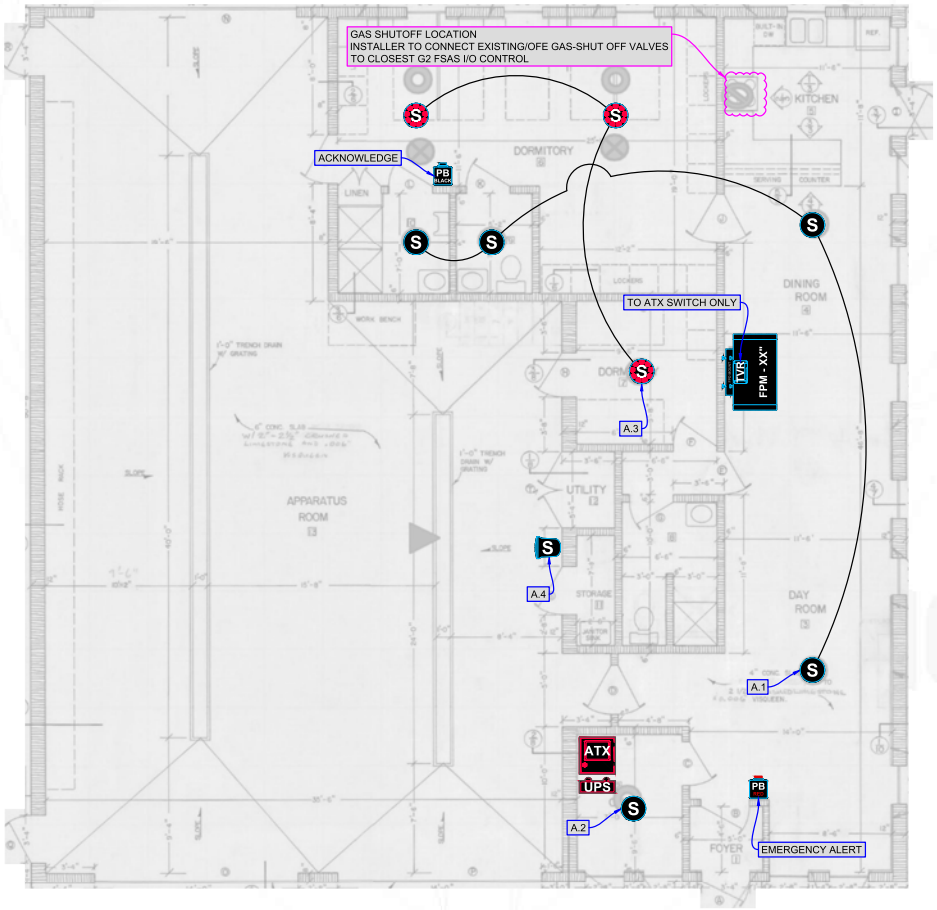

US DIGITAL DESIGNS	
Count	Name
1	G2 ATX STATION CONTROLLER
1	G2 FLAT PANEL MONITOR (SIZE TBD)
1	G2 FLAT PANEL MOUNT
1	G2 HDTV REMOTE
3	G2 LED SPEAKER (G2-LVL-HC-70)
1	G2 UPS (G2-UPS)
1	PUSH BUTTON (BLACK)
1	PUSH BUTTON (RED)
5	SPEAKER FLUSH MOUNT
1	SPEAKER WEATHER-PROOF

us digital designs
www.stationalerting.com

INSTALLER - REVIEW
END-USER-APPROVAL

SIGNATURE REQUIRED

END-USER APPROVES STATION DESIGN FOR PURPOSES OF OBTAINING QUOTE.
INSTALLER CONFIRMS DESIGN ALIGNS WITH SITE CONDITIONS. (SPEAKER MOUNTING TYPE, ATX LOCATION ETC.)

SYMBOL	DESCRIPTION
I/O	G2 I/O REMOTE
MR2	G2 MESSAGE REMOTE 2
RR2	G2 ROOM REMOTE 2
TVR	G2 HDTV REMOTE
CIR	G2 COLOR INDICATOR REMOTE
PB	PUSH BUTTON - RED
PB BLACK	PUSH BUTTON - BLACK
VDS	G2 VIDEO DOOR STATION
LAR	G2 LOCAL AREA REMOTE
STR	G2 STROBE LIGHT
T	OEM TRANSFORMER
S	G2 OMNIALERT STROBE SPEAKER
S	G2 LED SPEAKER, FLUSH MOUNT
S	G2 LED SPEAKER, METAL BOX
S	SPEAKER, WEATHER-PROOF
S	SPEAKER, FLUSH MOUNT
S	SPEAKER, METAL BOX
MSM	G2 MESSAGE SIGN (MINI 12")
MSS	G2 MESSAGE SIGN (STANDARD 24")
MSE	G2 MESSAGE SIGN (EXTENDED 36")
FPM - XX"	OEM FLAT PANEL MONITOR, XX", WITH MOUNT
VC	VOLUME CONTROL (CUSTOMER SUPPLIED)
	ADAPTER PLATE SINGLE
	ADAPTER PLATE DOUBLE
	ARTICULATING ARM MOUNT - LONG

project	JOPLIN FIRE DEPARTMENT, MO
building	FIRE STATION 3
address	2717 NEWMAN ROAD, JOPLIN, MISSOURI 64801
filename	USDD.MO_JOPN.FS03.FSA.DWG
date	9/12/2022 - 2:01PM
design by	PD

INSTALLER NOTES:
1. INSTALLER TO VERIFY WALL AND CEILING TYPE TO DETERMINE NEED FOR FLUSH OR SURFACE MOUNT INSTALLATION OF EQUIPMENT SPECIFIED.
2. **THE ATX HAS AN AVAILABLE CONNECTION FOR THE ABILITY TO TIE INTO A GAS SHUTOFF VALVE. GAS SHUTOFF DEVICE TO BE PROVIDED BY OTHERS AND IS NOT MANUFACTURED BY USDD.**
3. INSTALLER TO PROVIDE CAT6 & 18/4 CABLES FROM ATX CONTROLLER TO CUSTOMER'S STATION RADIO FOR BACKUP.
4. INSTALLER TO PROVIDE CAT6 CABLE FROM ATX CONTROLLER WAN OUTPUT TO CUSTOMER'S IN-STATION NETWORK.
5. INSTALLER TO COORDINATE CONNECTION BETWEEN EXISTING STATION LIGHTING CONTROL SYSTEM AND RELAY OUTPUT FROM ATX STATION CONTROLLER OR I/O REMOTE WITH OWNER. (IF APPLICABLE)
6. VOLUME CONTROL TO BE PROVIDED BY OWNER OR INSTALLER IF SHOWN ON DRAWING.
7. INSTALLER TO VERIFY AND CONSIDER LOCATION(S) OF NETWORK AND RADIO CONNECTIONS.

PoE = G2 ATX Power-over-Ethernet (PoE) ports 1...8 and G2 Expansion Module ports 1...12
A.n = G2 ATX Amplifier 1...4 | **EA.n** = G2 External Amplifier 1...n | **CH.n** = G2 Message Remote 2 Channel 1 or 2

NOTES:
1. SEE ARCHITECTURAL SPECIFICATIONS FOR ALL ROUGH-IN AND INSTALLATION DETAILS.
2. US DIGITAL DESIGNS DOES NOT SUPPLY BACK BOXES, CONDUITS, OR MOUNTING FASTENERS.
3. US DIGITAL DESIGNS FIRE STATION ALERTING PLANS ARE DIAGRAMMATIC AND FOR QUOTING PURPOSES ONLY. DRAWING MAY NOT BE TO SCALE.
4. PHOENIX G2 SYSTEM IS ABLE TO SIGNAL OWNER-FURBISHED SYSTEMS, (EXHAUST, LIGHT, GAS SHUT OFF, ETC.) BUT USDD DOES NOT SUPPLY THESE SYSTEMS AND CANNOT WARRANT OR SUPPORT ANY OF THEIR PERFORMANCE BEYOND THE TRANSMISSION OF RELAY SIGNAL TO THEM.

THIS DOCUMENT CONTAINS CONFIDENTIAL AND PROPRIETARY INFORMATION WHICH IS THE EXCLUSIVE PROPERTY OF US DIGITAL DESIGNS, INC. REPRODUCTION, DISTRIBUTION OR USE BY OTHERS, IN WHOLE OR IN PART, IS NOT PERMITTED WITHOUT THE WRITTEN AUTHORIZATION FROM US DIGITAL DESIGNS, INC.

SYMBOL	DESCRIPTION
ATX	G2 ATX STATION CONTROLLER
EXP	G2 EXPANSION MODULE
UPS	G2-UNINTERRUPTIBLE POWER SUPPLY
AMP	OEM AMPLIFIER

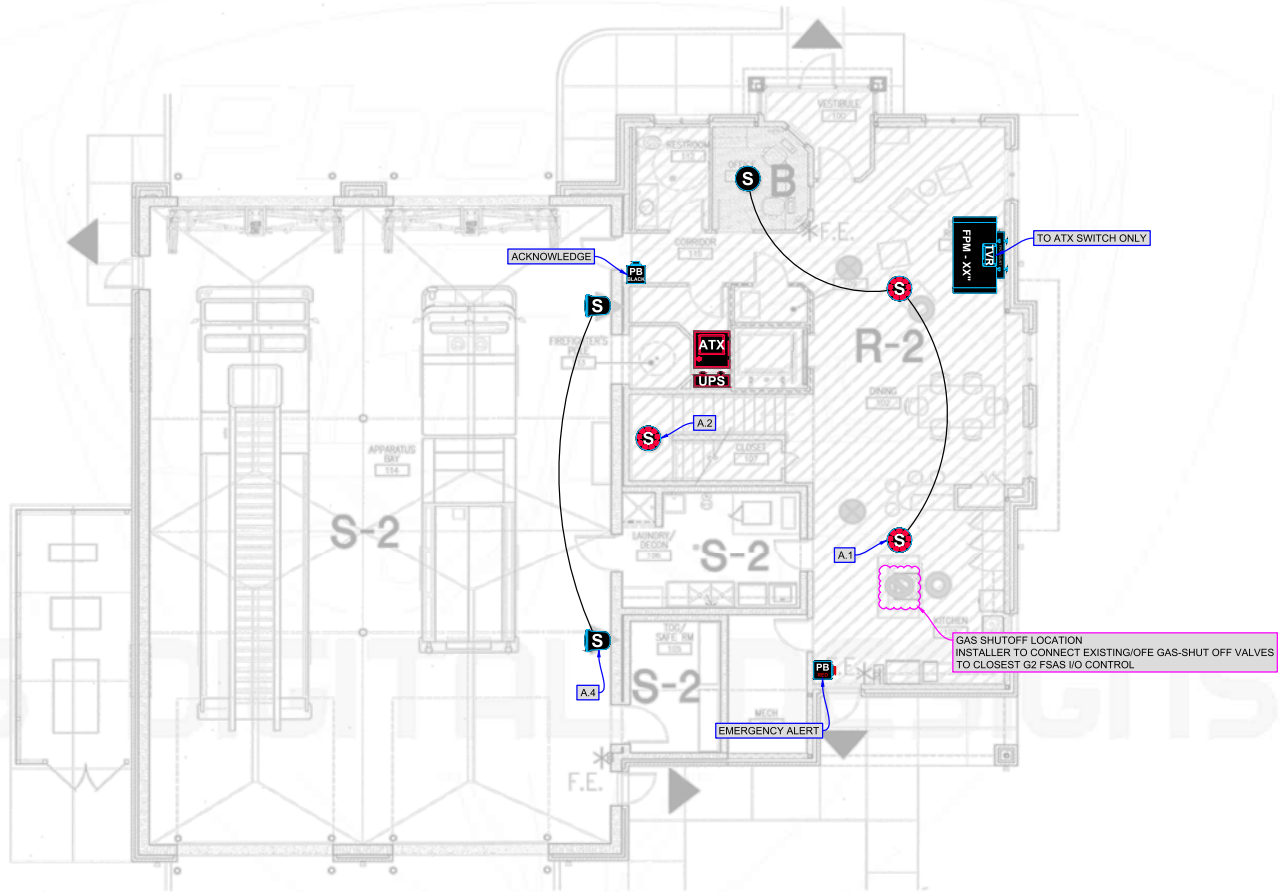

US DIGITAL DESIGNS	
Count	Name
1	G2 ATX STATION CONTROLLER
1	G2 FLAT PANEL MONITOR (SIZE TBD)
1	G2 FLAT PANEL MOUNT
1	G2 HDTV REMOTE
9	G2 LED SPEAKER (G2-LVL-HC-70)
1	G2 STROBE LIGHT
1	G2 UPS (G2-UPS)
1	PUSH BUTTON (BLACK)
1	PUSH BUTTON (RED)
3	SPEAKER FLUSH MOUNT
2	SPEAKER WEATHER-PROOF

us digital designs
www.stationalerting.com

INSTALLER - REVIEW
END-USER - APPROVAL

SIGNATURE REQUIRED

END-USER APPROVES STATION DESIGN FOR PURPOSES OF OBTAINING QUOTE.
INSTALLER CONFIRMS DESIGN ALIGNS WITH SITE CONDITIONS. (SPEAKER MOUNTING TYPE, ATX LOCATION ETC.)

SYMBOL	DESCRIPTION
I/O	G2 I/O REMOTE
MR2	G2 MESSAGE REMOTE 2
RR2	G2 ROOM REMOTE 2
TVR	G2 HDTV REMOTE
CIR	G2 COLOR INDICATOR REMOTE
PB	PUSH BUTTON - RED
PB BLACK	PUSH BUTTON - BLACK
VDS	G2 VIDEO DOOR STATION
LAR	G2 LOCAL AREA REMOTE
STR	G2 STROBE LIGHT
T	OEM TRANSFORMER
S	G2 OMNIALERT STROBE SPEAKER
S	G2 LED SPEAKER, FLUSH MOUNT
S	G2 LED SPEAKER, METAL BOX
S	SPEAKER, WEATHER-PROOF
S	SPEAKER, FLUSH MOUNT
S	SPEAKER, METAL BOX
MSM	G2 MESSAGE SIGN (MINI 12")
MSS	G2 MESSAGE SIGN (STANDARD 24")
MSE	G2 MESSAGE SIGN (EXTENDED 36")
FPM - XX"	OEM FLAT PANEL MONITOR, XX", WITH MOUNT
VC	VOLUME CONTROL (CUSTOMER SUPPLIED)
	ADAPTER PLATE SINGLE
	ADAPTER PLATE DOUBLE
	ARTICULATING ARM MOUNT - LONG

project	JOPLIN FIRE DEPARTMENT, MO
building	FIRE STATION 4 - FIRST LEVEL
address	3402 HEARNES BOULEVARD, JOPLIN, MISSOURI 64804
filename	USDD.MO_JOPN.FS04.FSA.DWG
date	9/12/2022 - 2:01PM
design by	PD

INSTALLER NOTES:

1. INSTALLER TO VERIFY WALL AND CEILING TYPE TO DETERMINE NEED FOR FLUSH OR SURFACE MOUNT INSTALLATION OF EQUIPMENT SPECIFIED.
2. **THE ATX HAS AN AVAILABLE CONNECTION FOR THE ABILITY TO TIE INTO A GAS SHUTOFF VALVE. GAS SHUTOFF DEVICE TO BE PROVIDED BY OTHERS AND IS NOT MANUFACTURED BY USDD.**
3. INSTALLER TO PROVIDE CAT6 & 18/4 CABLES FROM ATX CONTROLLER TO CUSTOMER'S STATION RADIO FOR BACKUP.
4. INSTALLER TO PROVIDE CAT6 CABLE FROM ATX CONTROLLER WAN OUTPUT TO CUSTOMER'S IN-STATION NETWORK.
5. INSTALLER TO COORDINATE CONNECTION BETWEEN EXISTING STATION LIGHTING CONTROL SYSTEM AND RELAY OUTPUT FROM ATX STATION CONTROLLER OR I/O REMOTE WITH OWNER. (IF APPLICABLE)
6. VOLUME CONTROL TO BE PROVIDED BY OWNER OR INSTALLER IF SHOWN ON DRAWING.
7. INSTALLER TO VERIFY AND CONSIDER LOCATION(S) OF NETWORK AND RADIO CONNECTIONS.

PoE = G2 ATX Power-over-Ethernet (PoE) ports 1...8 and G2 Expansion Module ports 1...12

A.n = G2 ATX Amplifier 1...4 | **EA.n** = G2 External Amplifier 1...n | **CH.n** = G2 Message Remote 2 Channel 1 or 2

NOTES:

1. SEE ARCHITECTURAL SPECIFICATIONS FOR ALL ROUGH-IN AND INSTALLATION DETAILS.
2. US DIGITAL DESIGNS DOES NOT SUPPLY BACK BOXES, CONDUITS, OR MOUNTING FASTENERS.
3. US DIGITAL DESIGNS FIRE STATION ALERTING PLANS ARE DIAGRAMMATIC AND FOR QUOTING PURPOSES ONLY. DRAWING MAY NOT BE TO SCALE.
4. PHOENIX G2 SYSTEM IS ABLE TO SIGNAL OWNER-FURBISHED SYSTEMS, (EXHAUST, LIGHT, GAS SHUT OFF, ETC.) BUT USDD DOES NOT SUPPLY THESE SYSTEMS AND CANNOT WARRANT OR SUPPORT ANY OF THEIR PERFORMANCE BEYOND THE TRANSMISSION OF RELAY SIGNAL TO THEM.

THIS DOCUMENT CONTAINS CONFIDENTIAL AND PROPRIETARY INFORMATION WHICH IS THE EXCLUSIVE PROPERTY OF US DIGITAL DESIGNS, INC. REPRODUCTION, DISTRIBUTION OR USE BY OTHERS, IN WHOLE OR IN PART, IS NOT PERMITTED WITHOUT THE WRITTEN AUTHORIZATION FROM US DIGITAL DESIGNS, INC.

SYMBOL	DESCRIPTION
ATX	G2 ATX STATION CONTROLLER
EXP	G2 EXPANSION MODULE
UPS	G2-UNINTERRUPTIBLE POWER SUPPLY
AMP	OEM AMPLIFIER



SYMBOL	DESCRIPTION
I/O	G2 I/O REMOTE
MR2	G2 MESSAGE REMOTE 2
RR2	G2 ROOM REMOTE 2
TVR	G2 HDTV REMOTE
CIR	G2 COLOR INDICATOR REMOTE
PB	PUSH BUTTON - RED
PB BLACK	PUSH BUTTON - BLACK
VDS	G2 VIDEO DOOR STATION
LAR	G2 LOCAL AREA REMOTE
STR	G2 STROBE LIGHT
T	OEM TRANSFORMER
S	G2 OMNIALERT STROBE SPEAKER
S	G2 LED SPEAKER, FLUSH MOUNT
S	G2 LED SPEAKER, METAL BOX
S	SPEAKER, WEATHER-PROOF
S	SPEAKER, FLUSH MOUNT
S	SPEAKER, METAL BOX
MSM	G2 MESSAGE SIGN (MINI 12")
MSS	G2 MESSAGE SIGN (STANDARD 24")
MSE	G2 MESSAGE SIGN (EXTENDED 36")
FPM - XX"	OEM FLAT PANEL MONITOR, XX", WITH MOUNT
VC	VOLUME CONTROL (CUSTOMER SUPPLIED)
	ADAPTER PLATE SINGLE
	ADAPTER PLATE DOUBLE
	ARTICULATING ARM MOUNT - LONG

INSTALLER NOTES:

1. INSTALLER TO VERIFY WALL AND CEILING TYPE TO DETERMINE NEED FOR FLUSH OR SURFACE MOUNT INSTALLATION OF EQUIPMENT SPECIFIED.
2. **THE ATX HAS AN AVAILABLE CONNECTION FOR THE ABILITY TO TIE INTO A GAS SHUTOFF VALVE. GAS SHUTOFF DEVICE TO BE PROVIDED BY OTHERS AND IS NOT MANUFACTURED BY USDD.**
3. INSTALLER TO PROVIDE CAT6 & 18/4 CABLES FROM ATX CONTROLLER TO CUSTOMER'S STATION RADIO FOR BACKUP.
4. INSTALLER TO PROVIDE CAT6 CABLE FROM ATX CONTROLLER WAN OUTPUT TO CUSTOMER'S IN-STATION NETWORK.
5. INSTALLER TO COORDINATE CONNECTION BETWEEN EXISTING STATION LIGHTING CONTROL SYSTEM AND RELAY OUTPUT FROM ATX STATION CONTROLLER OR I/O REMOTE WITH OWNER. (IF APPLICABLE)
6. VOLUME CONTROL TO BE PROVIDED BY OWNER OR INSTALLER IF SHOWN ON DRAWING.
7. INSTALLER TO VERIFY AND CONSIDER LOCATION(S) OF NETWORK AND RADIO CONNECTIONS.

PoE = G2 ATX Power-over-Ethernet (PoE) ports 1...8 and G2 Expansion Module ports 1...12

A.n = G2 ATX Amplifier 1...4 | **EA.n** = G2 External Amplifier 1...n | **CH.n** = G2 Message Remote 2 Channel 1 or 2

NOTES:

1. SEE ARCHITECTURAL SPECIFICATIONS FOR ALL ROUGH-IN AND INSTALLATION DETAILS.
2. US DIGITAL DESIGNS DOES NOT SUPPLY BACK BOXES, CONDUITS, OR MOUNTING FASTENERS.
3. US DIGITAL DESIGNS FIRE STATION ALERTING PLANS ARE DIAGRAMMATIC AND FOR QUOTING PURPOSES ONLY. DRAWING MAY NOT BE TO SCALE.
4. PHOENIX G2 SYSTEM IS ABLE TO SIGNAL OWNER-FURBISHED SYSTEMS, (EXHAUST, LIGHT, GAS SHUT OFF, ETC.) BUT USDD DOES NOT SUPPLY THESE SYSTEMS AND CANNOT WARRANT OR SUPPORT ANY OF THEIR PERFORMANCE BEYOND THE TRANSMISSION OF RELAY SIGNAL TO THEM.

THIS DOCUMENT CONTAINS CONFIDENTIAL AND PROPRIETARY INFORMATION WHICH IS THE EXCLUSIVE PROPERTY OF US DIGITAL DESIGNS, INC. REPRODUCTION, DISTRIBUTION OR USE BY OTHERS, IN WHOLE OR IN PART, IS NOT PERMITTED WITHOUT THE WRITTEN AUTHORIZATION FROM US DIGITAL DESIGNS, INC.

SYMBOL	DESCRIPTION
ATX	G2 ATX STATION CONTROLLER
EXP	G2 EXPANSION MODULE
UPS	G2-UNINTERRUPTIBLE POWER SUPPLY
AMP	OEM AMPLIFIER

us digital designs
www.stationalerting.com

INSTALLER - REVIEW
END-USER - APPROVAL

SIGNATURE REQUIRED

END-USER APPROVES STATION DESIGN FOR PURPOSES OF OBTAINING QUOTE.
INSTALLER CONFIRMS DESIGN ALIGNS WITH SITE CONDITIONS. (SPEAKER MOUNTING TYPE, ATX LOCATION ETC.)

project	JOPLIN FIRE DEPARTMENT, MO
building	FIRE STATION 4 - SECOND LEVEL
address	3402 HEARNES BOULEVARD, JOPLIN, MISSOURI 64804
filename	USDD.MO_JOPN.FS04.FSA.DWG
date	9/12/2022 - 2:01PM
design by	PD

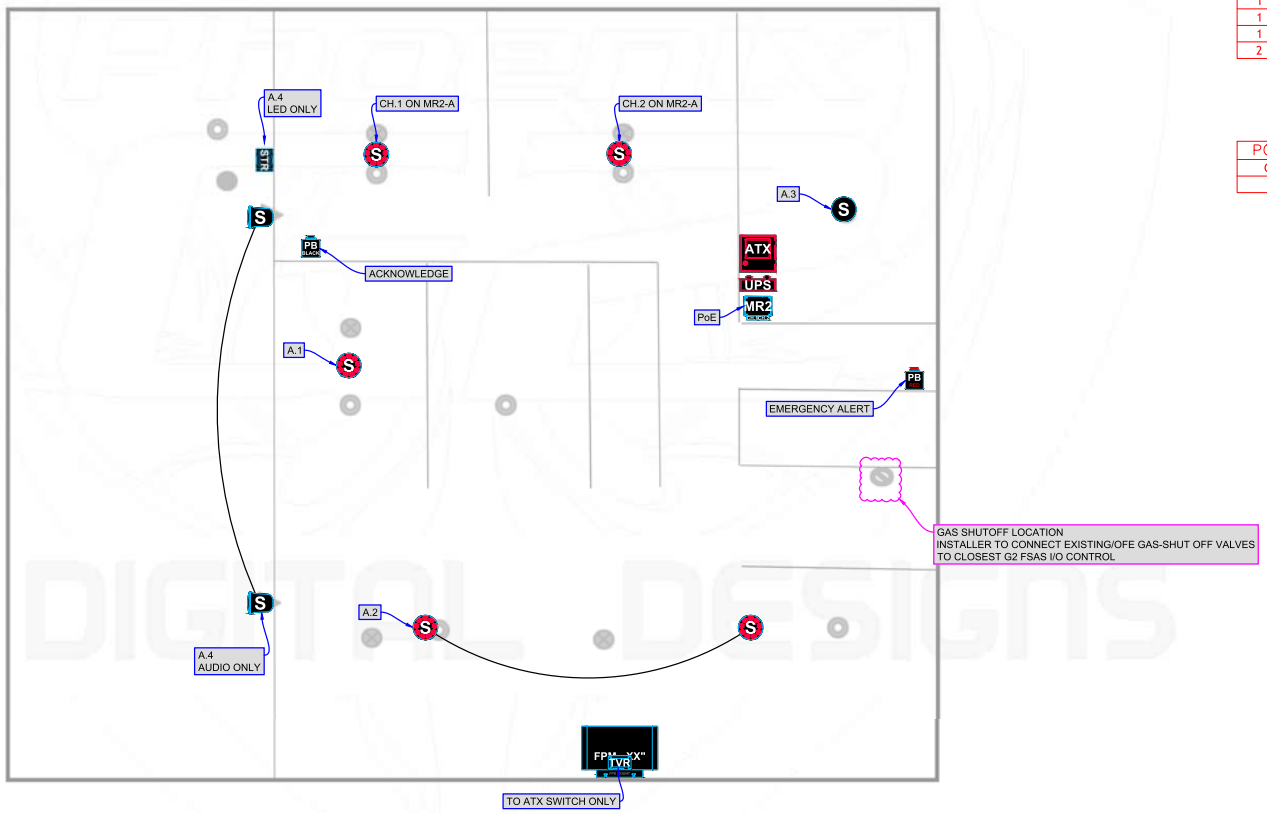

US DIGITAL DESIGNS	
Count	Name
1	G2 ATX STATION CONTROLLER
1	G2 FLAT PANEL MONITOR (SIZE TBD)
1	G2 FLAT PANEL MOUNT
1	G2 HDTV REMOTE
5	G2 LED SPEAKER (G2-LVL-HC-70)
1	G2 MESSAGE REMOTE 2
1	G2 STROBE LIGHT
1	G2 UPS (G2-UPS)
1	PUSH BUTTON (BLACK)
1	PUSH BUTTON (RED)
1	SPEAKER FLUSH MOUNT
2	SPEAKER WEATHER-PROOF

POE PORTS REQUIRED ON ATX	
Count	Name
1	G2 PoE PORT REQUIRED

SYMBOL	DESCRIPTION
I/O	G2 I/O REMOTE
MR2	G2 MESSAGE REMOTE 2
RR2	G2 ROOM REMOTE 2
TVR	G2 HDTV REMOTE
CIR	G2 COLOR INDICATOR REMOTE
PB	PUSH BUTTON - RED
PB BLACK	PUSH BUTTON - BLACK
VDS	G2 VIDEO DOOR STATION
LAR	G2 LOCAL AREA REMOTE
STR	G2 STROBE LIGHT
T	OEM TRANSFORMER
S	G2 OMNIALERT STROBE SPEAKER
S	G2 LED SPEAKER, FLUSH MOUNT
S	G2 LED SPEAKER, METAL BOX
S	SPEAKER, WEATHER-PROOF
S	SPEAKER, FLUSH MOUNT
S	SPEAKER, METAL BOX
MSM	G2 MESSAGE SIGN (MINI 12")
MSS	G2 MESSAGE SIGN (STANDARD 24")
MSE	G2 MESSAGE SIGN (EXTENDED 36")
FPM - XX"	OEM FLAT PANEL MONITOR, XX", WITH MOUNT
VC	VOLUME CONTROL (CUSTOMER SUPPLIED)
	ADAPTER PLATE SINGLE
	ADAPTER PLATE DOUBLE
	ARTICULATING ARM MOUNT - LONG

SYMBOL	DESCRIPTION
ATX	G2 ATX STATION CONTROLLER
EXP	G2 EXPANSION MODULE
UPS	G2-UNINTERRUPTIBLE POWER SUPPLY
AMP	OEM AMPLIFIER

SIGNATURE REQUIRED

END-USER APPROVES STATION DESIGN FOR PURPOSES OF OBTAINING QUOTE.
INSTALLER CONFIRMS DESIGN ALIGNS WITH SITE CONDITIONS. (SPEAKER MOUNTING TYPE, ATX LOCATION ETC.)

INSTALLER - REVIEW
END-USER - APPROVAL

project	JOPLIN FIRE DEPARTMENT, MO
building	FIRE STATION 5
address	3223 TEXAS AVENUE, JOPLIN, MISSOURI 64804
filename	USDD.MO_JOPN.FS05.FSA.DWG
date	9/12/2022 - 2:01PM
design by	PD

INSTALLER NOTES:

1. INSTALLER TO VERIFY WALL AND CEILING TYPE TO DETERMINE NEED FOR FLUSH OR SURFACE MOUNT INSTALLATION OF EQUIPMENT SPECIFIED.
2. **THE ATX HAS AN AVAILABLE CONNECTION FOR THE ABILITY TO TIE INTO A GAS SHUTOFF VALVE. GAS SHUTOFF DEVICE TO BE PROVIDED BY OTHERS AND IS NOT MANUFACTURED BY USDD.**
3. INSTALLER TO PROVIDE CAT6 & 18/4 CABLES FROM ATX CONTROLLER TO CUSTOMER'S STATION RADIO FOR BACKUP.
4. INSTALLER TO PROVIDE CAT6 CABLE FROM ATX CONTROLLER WAN OUTPUT TO CUSTOMER'S IN-STATION NETWORK.
5. INSTALLER TO COORDINATE CONNECTION BETWEEN EXISTING STATION LIGHTING CONTROL SYSTEM AND RELAY OUTPUT FROM ATX STATION CONTROLLER OR I/O REMOTE WITH OWNER. (IF APPLICABLE)
6. VOLUME CONTROL TO BE PROVIDED BY OWNER OR INSTALLER IF SHOWN ON DRAWING.
7. INSTALLER TO VERIFY AND CONSIDER LOCATION(S) OF NETWORK AND RADIO CONNECTIONS.

PoE = G2 ATX Power-over-Ethernet (PoE) ports 1...8 and G2 Expansion Module ports 1...12
A.n = G2 ATX Amplifier 1...4 | **EA.n** = G2 External Amplifier 1...n | **CH.n** = G2 Message Remote 2 Channel 1 or 2

NOTES:

1. SEE ARCHITECTURAL SPECIFICATIONS FOR ALL ROUGH-IN AND INSTALLATION DETAILS.
2. US DIGITAL DESIGNS DOES NOT SUPPLY BACK BOXES, CONDUITS, OR MOUNTING FASTENERS.
3. US DIGITAL DESIGNS FIRE STATION ALERTING PLANS ARE DIAGRAMMATIC AND FOR QUOTING PURPOSES ONLY. DRAWING MAY NOT BE TO SCALE.
4. PHOENIX G2 SYSTEM IS ABLE TO SIGNAL OWNER-FURBISHED SYSTEMS, (EXHAUST, LIGHT, GAS SHUT OFF, ETC.) BUT USDD DOES NOT SUPPLY THESE SYSTEMS AND CANNOT WARRANT OR SUPPORT ANY OF THEIR PERFORMANCE BEYOND THE TRANSMISSION OF RELAY SIGNAL TO THEM.

THIS DOCUMENT CONTAINS CONFIDENTIAL AND PROPRIETARY INFORMATION WHICH IS THE EXCLUSIVE PROPERTY OF US DIGITAL DESIGNS, INC. REPRODUCTION, DISTRIBUTION OR USE BY OTHERS, IN WHOLE OR IN PART, IS NOT PERMITTED WITHOUT THE WRITTEN AUTHORIZATION FROM US DIGITAL DESIGNS, INC.

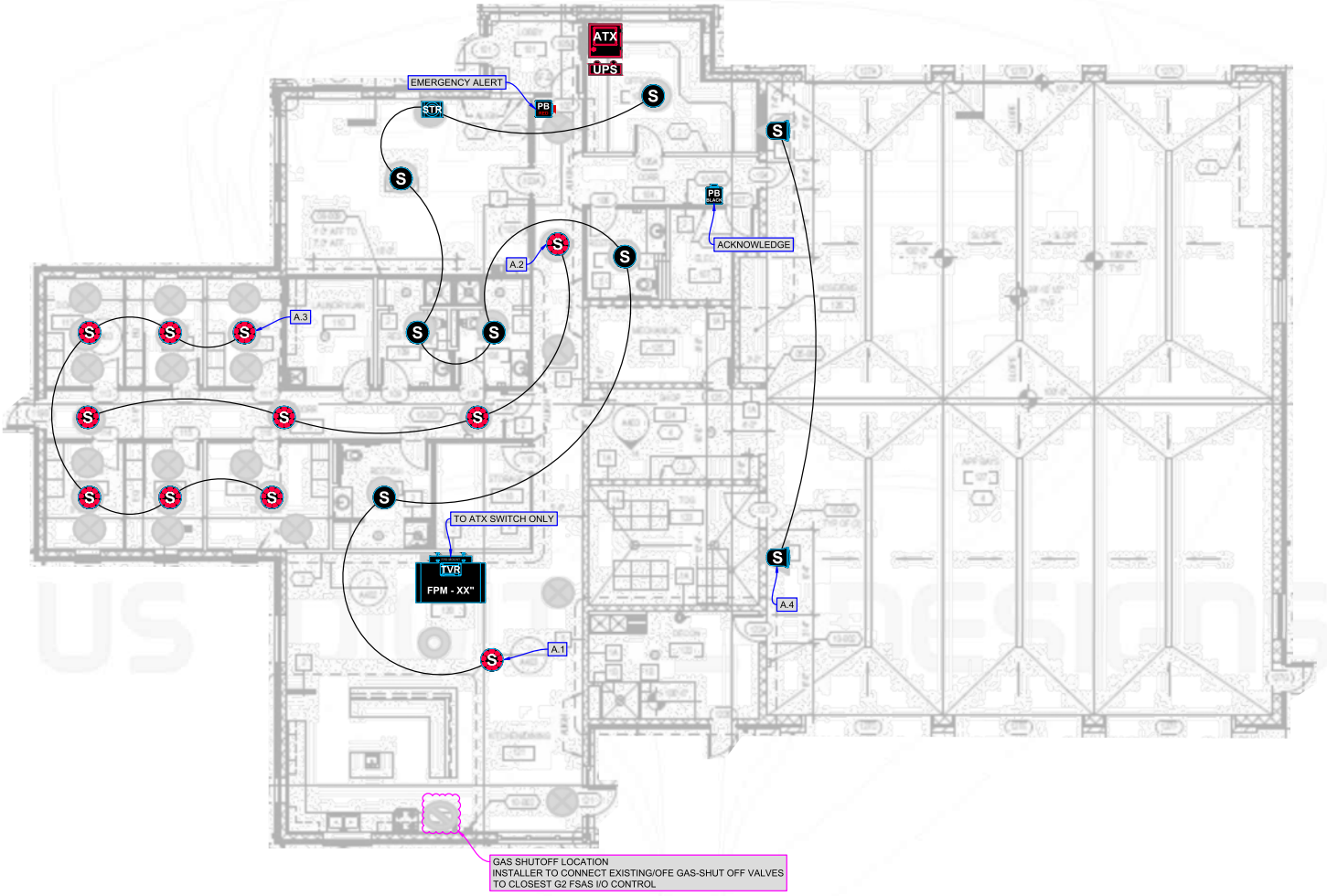

US DIGITAL DESIGNS	
Count	Name
1	G2 ATX STATION CONTROLLER
1	G2 FLAT PANEL MONITOR (SIZE TBD)
1	G2 FLAT PANEL MOUNT
1	G2 HDTV REMOTE
11	G2 LED SPEAKER (G2-LVL-HC-70)
1	G2 STROBE LIGHT
1	G2 UPS (G2-UPS)
1	PUSH BUTTON (BLACK)
1	PUSH BUTTON (RED)
6	SPEAKER FLUSH MOUNT
2	SPEAKER WEATHER-PROOF

us digital designs
www.stationalerting.com

INSTALLER-REVIEW
END-USER-APPROVAL

SIGNATURE REQUIRED

END-USER APPROVES STATION DESIGN FOR PURPOSES OF OBTAINING QUOTE.
INSTALLER CONFIRMS DESIGN ALIGNS WITH SITE CONDITIONS. (SPEAKER MOUNTING TYPE, ATX LOCATION ETC.)

SYMBOL	DESCRIPTION
I/O	G2 I/O REMOTE
MR2	G2 MESSAGE REMOTE 2
RR2	G2 ROOM REMOTE 2
TVR	G2 HDTV REMOTE
CIR	G2 COLOR INDICATOR REMOTE
PB	PUSH BUTTON - RED
PB BLACK	PUSH BUTTON - BLACK
VDS	G2 VIDEO DOOR STATION
LAR	G2 LOCAL AREA REMOTE
STR	G2 STROBE LIGHT
T	OEM TRANSFORMER
S	G2 OMNIALERT STROBE SPEAKER
S	G2 LED SPEAKER, FLUSH MOUNT
S	G2 LED SPEAKER, METAL BOX
S	SPEAKER, WEATHER-PROOF
S	SPEAKER, FLUSH MOUNT
S	SPEAKER, METAL BOX
MSM	G2 MESSAGE SIGN (MINI 12")
MSS	G2 MESSAGE SIGN (STANDARD 24")
MSE	G2 MESSAGE SIGN (EXTENDED 36")
FPM - XX"	OEM FLAT PANEL MONITOR, XX", WITH MOUNT
VC	VOLUME CONTROL (CUSTOMER SUPPLIED)
	ADAPTER PLATE SINGLE
	ADAPTER PLATE DOUBLE
	ARTICULATING ARM MOUNT - LONG

project	JOPLIN FIRE DEPARTMENT, MO		
building	FIRE STATION 6		
address	5302 W 32ND STREET, JOPLIN, MISSOURI 64804		
filename	USDD.MO_JOPN.FS06.FSA.DWG	design by	PD
date	9/12/2022 - 2:01PM		

INSTALLER NOTES:
1. INSTALLER TO VERIFY WALL AND CEILING TYPE TO DETERMINE NEED FOR FLUSH OR SURFACE MOUNT INSTALLATION OF EQUIPMENT SPECIFIED.
2. **THE ATX HAS AN AVAILABLE CONNECTION FOR THE ABILITY TO TIE INTO A GAS SHUTOFF VALVE. GAS SHUTOFF DEVICE TO BE PROVIDED BY OTHERS AND IS NOT MANUFACTURED BY USDD.**
3. INSTALLER TO PROVIDE CAT6 & 18/4 CABLES FROM ATX CONTROLLER TO CUSTOMER'S STATION RADIO FOR BACKUP.
4. INSTALLER TO PROVIDE CAT6 CABLE FROM ATX CONTROLLER WAN OUTPUT TO CUSTOMER'S IN-STATION NETWORK.
5. INSTALLER TO COORDINATE CONNECTION BETWEEN EXISTING STATION LIGHTING CONTROL SYSTEM AND RELAY OUTPUT FROM ATX STATION CONTROLLER OR I/O REMOTE WITH OWNER. (IF APPLICABLE)
6. VOLUME CONTROL TO BE PROVIDED BY OWNER OR INSTALLER IF SHOWN ON DRAWING.
7. INSTALLER TO VERIFY AND CONSIDER LOCATION(S) OF NETWORK AND RADIO CONNECTIONS.

PoE = G2 ATX Power-over-Ethernet (PoE) ports 1...8 and G2 Expansion Module ports 1...12

A.n = G2 ATX Amplifier 1...4 | **EA.n** = G2 External Amplifier 1...n | **CH.n** = G2 Message Remote 2 Channel 1 or 2

NOTES:
1. SEE ARCHITECTURAL SPECIFICATIONS FOR ALL ROUGH-IN AND INSTALLATION DETAILS.
2. US DIGITAL DESIGNS DOES NOT SUPPLY BACK BOXES, CONDUITS, OR MOUNTING FASTENERS.
3. US DIGITAL DESIGNS FIRE STATION ALERTING PLANS ARE DIAGRAMMATIC AND FOR QUOTING PURPOSES ONLY. DRAWING MAY NOT BE TO SCALE.
4. PHOENIX G2 SYSTEM IS ABLE TO SIGNAL OWNER-FURBISHED SYSTEMS, (EXHAUST, LIGHT, GAS SHUT OFF, ETC.) BUT USDD DOES NOT SUPPLY THESE SYSTEMS AND CANNOT WARRANT OR SUPPORT ANY OF THEIR PERFORMANCE BEYOND THE TRANSMISSION OF RELAY SIGNAL TO THEM.

THIS DOCUMENT CONTAINS CONFIDENTIAL AND PROPRIETARY INFORMATION WHICH IS THE EXCLUSIVE PROPERTY OF US DIGITAL DESIGNS, INC. REPRODUCTION, DISTRIBUTION OR USE BY OTHERS, IN WHOLE OR IN PART, IS NOT PERMITTED WITHOUT THE WRITTEN AUTHORIZATION FROM US DIGITAL DESIGNS, INC.

SYMBOL	DESCRIPTION
ATX	G2 ATX STATION CONTROLLER
EXP	G2 EXPANSION MODULE
UPS	G2-UNINTERRUPTIBLE POWER SUPPLY
AMP	OEM AMPLIFIER

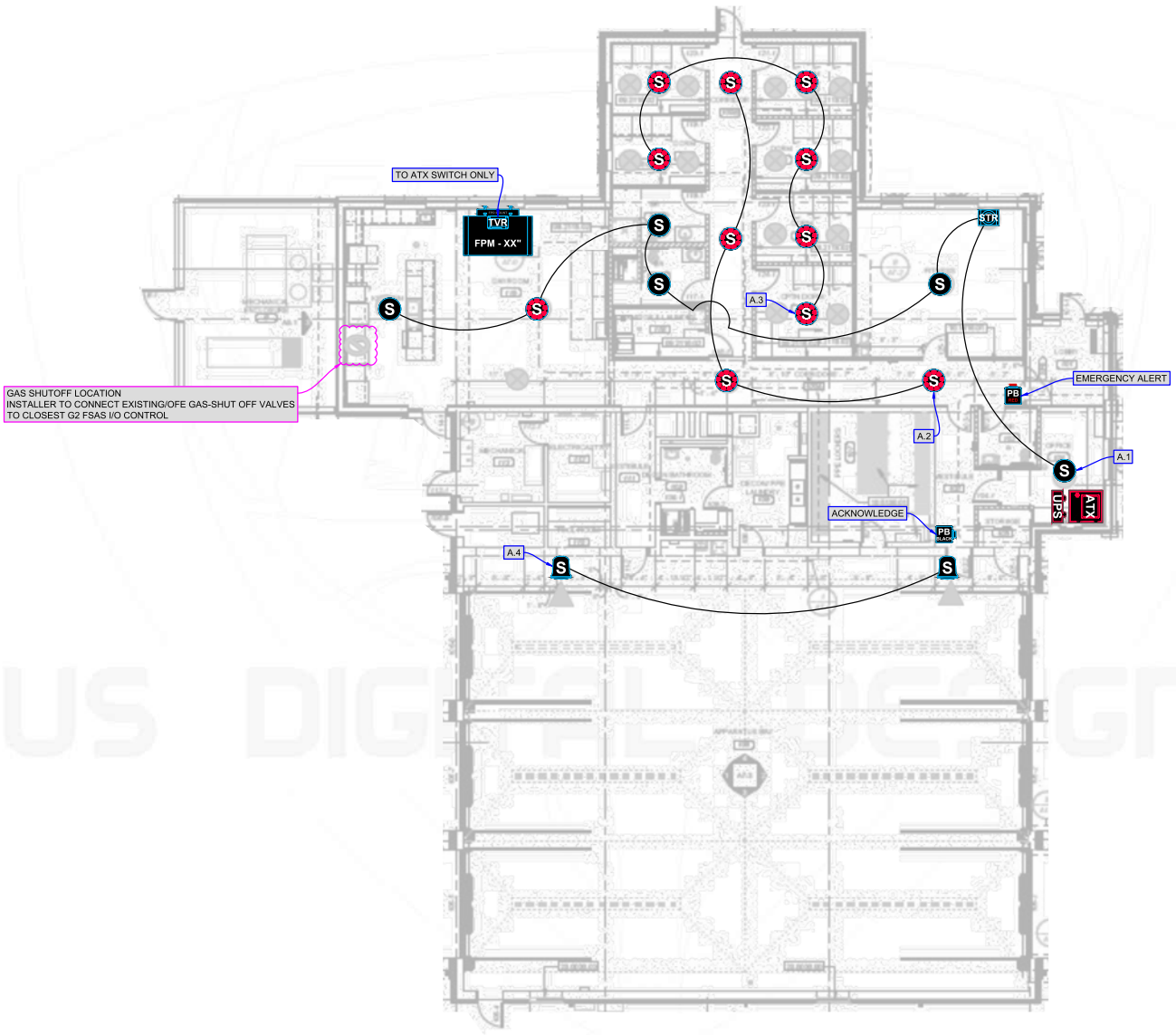

US DIGITAL DESIGNS	
Count	Name
1	G2 ATX STATION CONTROLLER
1	G2 FLAT PANEL MONITOR (SIZE TBD)
1	G2 FLAT PANEL MOUNT
1	G2 HDTV REMOTE
11	G2 LED SPEAKER (G2-LVL-HC-70)
1	G2 STROBE LIGHT
1	G2 UPS (G2-UPS)
1	PUSH BUTTON (BLACK)
1	PUSH BUTTON (RED)
5	SPEAKER FLUSH MOUNT
2	SPEAKER WEATHER-PROOF

SYMBOL	DESCRIPTION
I/O	G2 I/O REMOTE
MR2	G2 MESSAGE REMOTE 2
RR2	G2 ROOM REMOTE 2
TVR	G2 HDTV REMOTE
CIR	G2 COLOR INDICATOR REMOTE
PB	PUSH BUTTON - RED
PB BLACK	PUSH BUTTON - BLACK
VDS	G2 VIDEO DOOR STATION
LAR	G2 LOCAL AREA REMOTE
STR	G2 STROBE LIGHT
T	OEM TRANSFORMER
S	G2 OMNIALERT STROBE SPEAKER
S	G2 LED SPEAKER, FLUSH MOUNT
S	G2 LED SPEAKER, METAL BOX
S	SPEAKER, WEATHER-PROOF
S	SPEAKER, FLUSH MOUNT
S	SPEAKER, METAL BOX
MSM	G2 MESSAGE SIGN (MINI 12")
MSS	G2 MESSAGE SIGN (STANDARD 24")
MSE	G2 MESSAGE SIGN (EXTENDED 36")
FPM - XX"	OEM FLAT PANEL MONITOR, XX", WITH MOUNT
VC	VOLUME CONTROL (CUSTOMER SUPPLIED)
	ADAPTER PLATE SINGLE
	ADAPTER PLATE DOUBLE
	ARTICULATING ARM MOUNT - LONG

SYMBOL	DESCRIPTION
ATX	G2 ATX STATION CONTROLLER
EXP	G2 EXPANSION MODULE
UPS	G2-UNINTERRUPTIBLE POWER SUPPLY
AMP	OEM AMPLIFIER

www.stationalerting.com

INSTALLER - REVIEW
END-USER - APPROVAL

SIGNATURE REQUIRED

END-USER APPROVES STATION DESIGN FOR PURPOSES OF OBTAINING QUOTE.
INSTALLER CONFIRMS DESIGN ALIGNS WITH SITE CONDITIONS. (SPEAKER MOUNTING TYPE, ATX LOCATION ETC.)

project	JOPLIN FIRE DEPARTMENT, MO
building	FIRE STATION 7
address	SOUTHEASTERN JOPLIN, MISSOURI
filename	USDD.MO_JOPN.FS07.FSA.DWG
date	9/12/2022 - 2:01PM
design by	PD

INSTALLER NOTES:

1. INSTALLER TO VERIFY WALL AND CEILING TYPE TO DETERMINE NEED FOR FLUSH OR SURFACE MOUNT INSTALLATION OF EQUIPMENT SPECIFIED.
2. **THE ATX HAS AN AVAILABLE CONNECTION FOR THE ABILITY TO TIE INTO A GAS SHUTOFF VALVE. GAS SHUTOFF DEVICE TO BE PROVIDED BY OTHERS AND IS NOT MANUFACTURED BY USDD.**
3. INSTALLER TO PROVIDE CAT6 & 18/4 CABLES FROM ATX CONTROLLER TO CUSTOMER'S STATION RADIO FOR BACKUP.
4. INSTALLER TO PROVIDE CAT6 CABLE FROM ATX CONTROLLER WAN OUTPUT TO CUSTOMER'S IN-STATION NETWORK.
5. INSTALLER TO COORDINATE CONNECTION BETWEEN EXISTING STATION LIGHTING CONTROL SYSTEM AND RELAY OUTPUT FROM ATX STATION CONTROLLER OR I/O REMOTE WITH OWNER. (IF APPLICABLE)
6. VOLUME CONTROL TO BE PROVIDED BY OWNER OR INSTALLER IF SHOWN ON DRAWING.
7. INSTALLER TO VERIFY AND CONSIDER LOCATION(S) OF NETWORK AND RADIO CONNECTIONS.

PoE = G2 ATX Power-over-Ethernet (PoE) ports 1...8 and G2 Expansion Module ports 1...12

A.n = G2 ATX Amplifier 1...4 | **EA.n** = G2 External Amplifier 1...n | **CH.n** = G2 Message Remote 2 Channel 1 or 2

NOTES:

1. SEE ARCHITECTURAL SPECIFICATIONS FOR ALL ROUGH-IN AND INSTALLATION DETAILS.
2. US DIGITAL DESIGNS DOES NOT SUPPLY BACK BOXES, CONDUITS, OR MOUNTING FASTENERS.
3. US DIGITAL DESIGNS FIRE STATION ALERTING PLANS ARE DIAGRAMMATIC AND FOR QUOTING PURPOSES ONLY. DRAWING MAY NOT BE TO SCALE.
4. PHOENIX G2 SYSTEM IS ABLE TO SIGNAL OWNER-FURBISHED SYSTEMS, (EXHAUST, LIGHT, GAS SHUT OFF, ETC.) BUT USDD DOES NOT SUPPLY THESE SYSTEMS AND CANNOT WARRANT OR SUPPORT ANY OF THEIR PERFORMANCE BEYOND THE TRANSMISSION OF RELAY SIGNAL TO THEM.

THIS DOCUMENT CONTAINS CONFIDENTIAL AND PROPRIETARY INFORMATION WHICH IS THE EXCLUSIVE PROPERTY OF US DIGITAL DESIGNS, INC. REPRODUCTION, DISTRIBUTION OR USE BY OTHERS, IN WHOLE OR IN PART, IS NOT PERMITTED WITHOUT THE WRITTEN AUTHORIZATION FROM US DIGITAL DESIGNS, INC.