CITY OF JOPLIN
COUNCIL AGENDA ITEM

ITEM
Council Bill 2024-138 Construction Agreement between City of Joplin and D&E Plumbing and Heating, Inc. for the Range Line Road and East 15th Street Extension Project

MEETING DATE
September 16, 2024

ORIGINATING DEPT
Public Works-Engineering

ATTACHMENTS
Council Bill 2024-138; Agreement; Bid Documents; Location Map; Bid Summary; MoDOT Concurrence Letter

REVIEWED BY
Director of Public Works, Daniel Johnson; Finance Director, Leslie Haase; City Attorney, Peter Edwards; Assistant City Manager, Tony Robyn; City Manager, Nicholas Edwards

SUMMARY
This Council Bill authorizes the City Manager or his designee to enter into an agreement with D&E Plumbing and Heating Inc. in the amount of One Million Five Hundred Twenty-Three Thousand Four Hundred Eighty-Six and 15/100 dollars ($1,523,486.15) for construction of the Range Line Road and East 15th Street Extension Project.

BACKGROUND
On January 10, 2005, the City Council adopted Ordinance No. 2005-006 approving the 1717 Market Place Tax Increment Financing Plan. Funds generated in the district were to be used on various infrastructure improvements including the 17th Street extension and a signalized intersection at 17th & Range Line. Also included in the required improvements was extending 15th Street from Range Line Road approximately two blocks east. In 2018, the developer approached the City, requesting that the City provide project management for the 15th Street Extension. The options to manage the project were presented to Council, with Council providing direction to staff. The City Manager met with the City Attorney, Finance, Zoning & Planning, and Public Works to discuss the request. Staff agreed to manage the project. The amendment to the Market Place 1717 TIF Plan was approved by City Council on May 21, 2018; Ordinance 2018-063.

On January 21, 2020, City Council approved a Cost Share Agreement with the Missouri Highways and Transportation Commission for improvements at the intersection of 15th Street and Range Line Road, with MoDOT paying 50% of the project costs incurred within the MoDOT Right of Way, in the not to exceed amount of $457,443.00.

In accordance with the City of Joplin's procurement policies, a request for bid proposal for the Range Line Road and East 15th Street Extension Project was advertised in the Joplin Globe on July 5th, 2024, and bids were received by the City on July 30th, 2024. Two bids were received, with D&E Plumbing and Heating Inc. selected as the lowest responsive bidder. The low bid was over the engineer's estimate. The City received Concurrence in Award of the project from MoDOT on September 6, 2024.

The Notice to Proceed will be issued once signed contract documents have been received and executed, and the project is to be completed within 200 calendar days, and by November 15, 2025.

FUNDING SOURCE

This item is included in the FY 2024 Budget in the Infrastructure Improvements Fund, to be reimbursed by the 1717 Marketplace TIF.

RECOMMENDATION

Staff recommend approval of this Council Bill on first reading.

Bid Summary

PROJECT: Range Line Road and East 15th Street Extension

DATE OF BID OPENING: July 30th, 2024

CONTRACTOR	BID
D&E Plumbing and Heating, Inc.	$1,523,486.15
Sprouls Construction Inc.	$2,000,807.30
Engineer's Estimate	**$1,122,967.62**

CONTRACT AGREEMENT

THIS AGREEMENT, made and entered into by and between the City of Joplin, (hereinafter referred to as the Owner) and D & E Plumbing & Heating, Inc., 1112 N. Falcon Crest Court, Nixa, MO, 65714 (herein referred to as the Contractor).

WITNESSETH: That for and in consideration of the acceptance of Contractor's bid and the award of this contract to said Contractor by the Owner and in further consideration of the agreements of the parties herein contained, to be well and truly observed and faithfully kept by them, and each of them, it is agreed between the parties as follows, to wit:

The Contractor at its own expense hereby agrees to do or furnish all labor, materials, and equipment called for in the proposal designated and marked:

Intersection Improvements at 15th Street and Rangeline Road (BL 49) and extension of 15th Street in Joplin.

and agrees to perform all the work required by the contract as shown on the plans and specifications. The "Notice to Contractor," "Plans," "Proposal," "Contract Bond," "Acknowledgment," "Notice to Proceed", and all change orders are made a part hereof as fully as set out herein.

It is understood and agreed that, except as may be otherwise provided for by "Job Special Provisions," "General Provisions," included in the Proposal, the work shall be done in accordance with the most current "Missouri Standard Specifications for Highway Construction" and "Missouri Standard Plans for Highway Construction", including all revisions to these documents, which are part and parcel of this contract, and are incorporated in this contract as fully and effectively as if set forth in detail herein.

The Contractor further agrees that it is fully informed regarding all of the conditions affecting the work to be done, and labor and materials to be furnished for the completion of this contract, and that its information was secured by personal investigation and research and not from any estimates of the Owner; and that it will make no claim against the Owner by reason of estimates, tests, or representation of any officer, agent, or employees of the Owner.

The said Contractor agrees further to begin work not later than the authorization date in the Notice to Proceed and to complete the work within the time specified in the proposal or such additional time as may be allowed by the engineer under the contract.

The work shall be done to complete satisfaction of the Engineer of the Owner and, in case the Federal Government or any agency thereof is participating in the payment of the cost of construction of the work, shall also be subject to inspection and approval at all times by the proper agent or agents of such government agency.

The parties hereto agree that this contract in all things shall be governed by the laws of the State of Missouri.

The Contractor agrees that it will comply with all federal and state laws and regulations and local ordinances and that it will comply and cause each of its subcontractors, if any, to comply with all federal and state laws and federal regulations and directives pertaining to nondiscrimination against any person on the ground of race, color, religion, creed, sex, age, ancestry, or national origin in connection with this contract, including procurement of materials and lease of equipment therefore, in accordance with the special provisions on that subject attached hereto, incorporated in and made a part of the contract.

The Contractor expressly warrants that it has employed no third person to solicit or obtain this contract on its behalf, or to cause or procure the same to be obtained upon compensation in any way contingent, in whole or in part, upon such procurement; and that it has not paid, or promised or agreed to pay, to any third person, in consideration of such procurement, or in compensation for services in connection therewith, any brokerage, commission, or percentage upon the amount receivable by it hereunder, and that it has not, in estimating the contract price demanded by it, included any sum by reason of any such brokerage, commission, or percentage, and that all moneys payable to it hereunder are free from obligation to other entities for services rendered, or supposed to have been rendered, in the procurement of this contract. Contractor further agrees that any breach of this warranty shall constitute adequate cause for the annulment of this contract by the Owner, and the Owner may retain to its own use from any sums due or to become due hereunder an amount equal to any brokerage, commission, or percentage so paid, or agreed to be paid.

Under penalty of perjury under the laws of the United States and/or false declaration under the laws of Missouri, and any other applicable state or federal laws, the Contractor Signatory certifies that the Contractor and its officials, agents, and employees have neither directly nor indirectly entered into any agreement, participated in any collusion or otherwise taken any action in restraint of free competitive bidding in connection with this contract, and that the Contractor intends to do the work with its own bonafide employees or subcontractors and did not bid for the benefit of another contractor.

The Owner agrees to pay the Contractor in the amount **One Million, Five Hundred Twenty-Three Thousand, Four Hundred Eighty-Six and 15/100 Dollars ($1,523,486.15)** as full compensation for the performance of work embraced in this Contract, subject to adjustments as provided for changes in quantities and approved change orders.

IN WITNESS WHEREOF, the parties hereunto have hereunto set their hands and affixed their seals, this _____ day of _____, 2024

City of Joplin, acting by and through the

By: _____

_____
Director of Public Works, City of Joplin

ATTEST: (SEAL)

_____
City Clerk, City of Joplin

Contractor: D & E Plumbing & Heating, Inc.

By _____
Authorized Contractor Signature

_____
Printed Name of Signatory

ATTEST: (SEAL)

_____
[Attest Person Title Here and Printed Name]

OWN
Engineering beyond.™

ADDENDUM NO. 2

TO: All Holders of Plans and Contract Documents for the City of Joplin S6030(41)

ISSUED: July 24, 2024

_____
Name of Bidder

_____
Receipt Acknowledged By

Gentlemen,

This Addendum is hereby made a part of the Contract Documents to the same extent as if it were originally included herein. This Addendum shall be inserted in the Contract Documents and submitted with the Bid, and includes the following items:

CONTRACT DOCUMENTS:

Wage Order: Replace the following:

- Federal Prevailing Wage MO20240001 04/19/2024 with updated Federal Prevailing Wage MO20240001 07/12/2024.

Plans – Typical Sections:

- Replace plan sheets from this addendum to more clearly define the type of asphalt that will be used to construct the City portions of 15th Street.

Sincerely,

Sean L. Matlock, PE
Office Leader

"General Decision Number: MO20240001 07/12/2024

Superseded General Decision Number: MO20230001

State: Missouri

Construction Types: Heavy and Highway

Counties: Missouri Statewide.

HEAVY AND HIGHWAY CONSTRUCTION PROJECTS

Note: Contracts subject to the Davis-Bacon Act are generally required to pay at least the applicable minimum wage rate required under Executive Order 14026 or Executive Order 13658. Please note that these Executive Orders apply to covered contracts entered into by the federal government that are subject to the Davis-Bacon Act itself, but do not apply to contracts subject only to the Davis-Bacon Related Acts, including those set forth at 29 CFR 5.1(a)(1).

If the contract is entered into on or after January 30, 2022, or the contract is renewed or extended (e.g., an option is exercised) on or after January 30, 2022:	Executive Order 14026 generally applies to the contract. The contractor must pay all covered workers at least $17.20 per hour (or the applicable wage rate listed on this wage determination, if it is higher) for all hours spent performing on the contract in 2024.
If the contract was awarded on or between January 1, 2015 and January 29, 2022, and the contract is not renewed or extended on or after January 30, 2022:	Executive Order 13658 generally applies to the contract. The contractor must pay all covered workers at least $12.90 per hour (or the applicable wage rate listed on this wage determination,

		if it is higher) for all	
		hours spent performing on	
		that contract in 2024.	

The applicable Executive Order minimum wage rate will be adjusted annually. If this contract is covered by one of the Executive Orders and a classification considered necessary for performance of work on the contract does not appear on this wage determination, the contractor must still submit a conformance request.

Additional information on contractor requirements and worker protections under the Executive Orders is available at http://www.dol.gov/whd/govcontracts.

Modification Number	Publication Date
0	01/05/2024
1	01/19/2024
2	02/23/2024
3	03/08/2024
4	04/19/2024
5	05/24/2024
6	07/05/2024
7	07/12/2024

CARP0002-002 05/01/2023

ST. LOUIS COUNTY AND CITY

	Rates	Fringes
Carpenters.....	$ 40.34	21.25

CARP0005-006 05/01/2023

CASS (Richards-Gebauer AFB ONLY), CLAY, JACKSON, PLATTE AND RAY COUNTIES

	Rates	Fringes

Carpenters:
CARPENTERS & LATHERS.....$ 43.28 21.25
MILLWRIGHTS & PILEDRIVERS...$ 43.28 21.25

CARP0011-001 05/01/2023

	Rates	Fringes
Carpenter and Piledriver		
ADAIR, AUDRAIN (West of Hwy 19), BOONE, CALLAWAY, CHARITON, COLE, COOPER, HOWARD, KNOX,LINN, MACON, MILLER, MONITEAU,MONROE, OSAGE, PUTNAM, RANDOLPH, SCHUYLER, SHELBY AND SULLIVAN COUNTIES.....	$ 34.31	21.25
ATCHISON, ANDREW, BATES, CALDWELL, CARROLL,DAVIESS, DEKALB,GENTRY, GRUNDY, HARRISON, HENRY, HOLT, LIVINGSTON, MERCER, NODAWAY,ST. CLAIR, SALINE AND WORTH COUNTIES.....	$ 32.64	21.25
AUDRAIN (East of Hwy.19), RALLS, MARION, LEWIS, CLARK AND SCOTLAND COUNTIES.	$ 34.31	21.25
BARRY, BARTON, CAMDEN, CEDAR, CHRISTIAN, DADE, DALLAS, DOUGLAS, GREENE, HICKORY,JASPER, LACLEDE, LAWRENCE, MCDONALD, NEWTON, OZARK, POLK, STONE, TANEY, VERNON, WEBSTER AND WRIGHT COUNTIES.	$ 32.20	21.25
BENTON, MORGAN AND PETTIS...	$ 32.69	21.25
BOLLINGER, BUTLER, CAPE GIRARDEAU, DUNKLIN, MISSISSIPPI, NEW MADRID, PEMISCOT, PERRY, STE. GENEVIEVE, SCOTT, STODDARD AND WAYNE COUNTIES.....	$ 34.15	21.25
BUCHANAN, CLINTON, JOHNSON		

AND LAFAYETTE COUNTIES.....$ 33.43 21.25
CARTER, HOWELL, OREGON AND
RIPLEY COUNTIES.....$ 32.99 21.25
CRAWFORD, DENT, GASCONADE,
IRON, MADISON, MARIES,
MONTGOMERY, PHELPS,
PULASKI, REYNOLDS, SHANNON
AND TEXAS COUNTIES.....$ 34.14 21.25
FRANKLIN COUNTY.....$ 37.93 21.25
JEFFERSON AND ST. CHARLES
COUNTIES.....$ 40.34 21.25
LINCOLN COUNTY.....$ 36.21 21.25
PIKE, ST. FRANCOIS AND
WASHINGTON COUNTIES.....$ 35.01 21.25
WARREN COUNTY.....$ 36.69 21.25

ELEC0001-002 07/17/2022

BOLLINGER, BUTLER, CAPE GIRARDEAU, CARTER, DUNKLIN, FRANKLIN, IRON, JEFFERSON, LINCOLN, MADISON, MISSISSIPPI, NEW MADRID, PEMISCOT, PERRY,REYNOLDS, RIPLEY, ST. CHARLES, ST. FRANCOIS, ST. LOUIS (City and County), STE. GENEVIEVE, SCOTT, STODDARD, WARREN, WASHINGTON AND WAYNE COUNTIES

	Rates	Fringes
Electricians	$ 43.56	29.10

ELEC0002-001 09/04/2022

ADAIR, AUDRAIN, BOONE, CALLAWAY, CAMDEN, CARTER, CHARITON, CLARK, COLE, COOPER, CRAWFORD, DENT, FRANKLIN, GASCONADE, HOWARD, HOWELL, IRON, JEFFERSON, KNOX, LEWIS, LINCON, LINN, MACON, MARIES, MARION, MILLER, MONITEAU, MONROE, MONTGOMERY, MORGAN, OREGON, OSAGE, PERRY, PHELPS, PIKE, PULASKI, PUTNAM, RALLS, RANDOLPH, REYNOLDS, RIPLEY, ST. CHARLES, ST. FRANCOIS, ST. LOUIS (City and County), STE. GENEVIEVE, SCHUYLER, SCOTLAND, SHANNON, SHELBY, SULLIVAN, TEXAS, WARREN AND WASHINGTON COUNTIES

	Rates	Fringes

Line Construction:
Equipment Operator.....$ 44.16 23.14
Groundman & Truck Driver....$ 33.74 19.34
Lineman & Cable Splicer.....$ 51.45 25.81

ELEC0053-004 01/01/2024

Rates Fringes

Line Construction: (ANDREW, ATCHINSON, BARRY, BARTON, BUCHANAN, CALDWELL, CEDAR, CHRISTIAN, CLINTON, DADE, DALLAS, DAVIES,, DEKALB, DOUGLAS, GENTRY, GREENE, GRUNDY, HARRISON, HICKORY, HOLT, JASPER, LACLEDE, LAWRENCE, LIVINGSTON, MCDONALD, MERCER, NEWTON, NODAWAY, OZARK, POLK, ST. CLAIR, STONE, TANEY, VERNON, WEBSTER, WORTH AND WRIGHT COUNTIES)
Groundman Powderman.....$ 35.71 1.5%+9.04
Groundman.....$ 32.32 1.5%+18.25
Lineman Operator.....$ 48.73 1.5%+23.33
Lineman.....$ 54.02 1.5%+25.08

Line Construction; (BATES, BENTON, CARROLL, CASS, CLAY, HENRY, JACKSON, JOHNSON, LAFAYETTE, PETTIS, PLATTE, RAY AND SALINE COUNTIES)
Groundman Powderman.....$ 33.58 18.34
Groundman.....$ 31.33 17.60
Lineman Operator.....$ 45.60 22.48
Lineman.....$ 50.31 24.11

---

* ELEC0095-001 06/01/2024

BARRY, BARTON, CEDAR, DADE, JASPER, LAWRENCE, MCDONALD, NEWTON, ST CLAIR, AND VERNON COUNTIES

	Rates	Fringes
Electricians:		
Cable Splicers	$ 25.40	12.19
Electricians	$ 31.09	8%+18.04

ELEC0124-007 08/28/2023

BATES, BENTON, CARROLL, CASS, CLAY, COOPER, HENRY, JACKSON, JOHNSON, LAFAYETTE, MORGAN, PETTIS, PLATTE, RAY AND SALINE COUNTIES:

	Rates	Fringes
Electricians	$ 47.37	25.89

ELEC0257-003 03/01/2024

AUDRAIN (Except Cuivre Township), BOONE, CALLAWAY, CAMDEN, CHARITON, COLE, CRAWFORD, DENT, GASCONADE, HOWARD, MARIES, MILLER, MONITEAU, OSAGE, PHELPS AND RANDOLPH COUNTIES

	Rates	Fringes
Electricians:		
Cable Splicers	$ 30.42	16.085
Electricians	$ 38.50	17.515

ELEC0350-002 12/01/2023

ADAIR, AUDRAIN (East of Highway 19), CLARK, KNOX, LEWIS, LINN, MACON, MARION, MONROE, MONTGOMERY, PIKE, PUTNAM, RALLS, SCHUYLER, SCOTLAND, SHELBY AND SULLIVAN COUNTIES

	Rates	Fringes
Electricians	$ 36.60	20.96

ELEC0453-001 09/01/2023

	Rates	Fringes
Electricians:		
CHRISITAN, DALLAS, DOUGLAS, GREENE, HICKORY, HOWELL, LACLEDE, OREGON, OZARK, POLK, SHANNON, WEBSTER and WRIGHT COUNTIES.	$ 36.08	17.91
PULASKI and TEXAS COUNTIES..	$ 36.08	17.91
STONE and TANEY COUNTIES....	$ 26.62	17.11

ELEC0545-003 06/01/2023

ANDREW, BUCHANAN, CLINTON, DEKALB, ATCHISON, HOLT, MERCER, GENTRY, HARRISON, DAVIESS, GRUNDY, WORTH, LIVINGSTON, NODAWAY, AND CALDWELL COUNTIES

	Rates	Fringes
Electricians:.....	$ 36.75	20.40

ELEC0702-004 01/01/2024

BOLLINGER, BUTLER, CAPE GIRARDEAU, DUNKLIN, MADISON, MISSISSIPPI, NEW MADRID, PEMISCOT, SCOTT, STODDARD AND WAYNE COUNTIES

	Rates	Fringes
Line Construction:		
Groundman - Class A.....	$ 36.89	30%+8.60
Groundman-Equipment Operator Class II (all other equipment).....	$ 44.92	30%+8.60
Heavy-Equipment Operator Class I (all crawler type equipment D-4 and larger)...	$ 50.37	30%+8.60
Lineman.....	$ 63.30	30%+8.60

ENGI0101-001 05/01/2020

ANDREW, ATCHISON, BATES, BENTON, BUCHANAN, CALDWELL, CARROLL, CHARITON, CLINTON, COOPER, DAVIESS, DEKALB, GENTRY, GRUNDY, HARRISON, HENRY, HOLT, HOWARD, JOHNSON, LAFAYETTE, LINN, LIVINGSTON, MERCER, NODAWAY, PETTIS, SALINE, SULLIVAN AND WORTH COUNITES

	Rates	Fringes
Power equipment operators:		
GROUP 1	$ 34.73	18.20
GROUP 2	$ 34.33	18.20
GROUP 3	$ 32.33	18.20

POWER EQUIPMENT OPERATORS CLASSIFICATIONS

GROUP 1: Asphalt roller operator, finish; asphalt paver and spreader; asphalt plant operator; auto grader or trimmer or sub-grader; backhoe; blade operator (all types); boilers - 2; booster pump on dredge; bulldozer operator; boring machine (truck or crane mounted); clamshell operator; concrete mixer paver; concrete plant operator; concrete pump operator; crane operator; derrick or derrick trucks; ditching machine; dragline operator; dredge engineman; dredge operator; drill cat with compressor mounted (self-contained) or similar type self- propelled rotary drill (not air tract); drilling or boring machine (rotary-self-propelled); finishing machine operator; greaser; high loader-fork lift-skid loader (all types); hoisting engineer (2 active drums); locomotive operator (standard guage); mechanics and welders (field and plants); mucking machine operator; pile drive operator; pitman crane or boom truck (all types); push cat; quad track; scraper operators (all types); shovel operator; sideboom cats; side discharge spreader; skimmer scoop operators; slip form paver operator (CMI, Rex, Gomeco or equal); la tourneau rooter (all tiller types); tow boat operator; truck crane; wood and log chippers (all types).

GROUP 2: A-frame truck operator; articulated dump truck; back filler operator; boilers (1); chip spreader; churn drill operator; compressor; concrete mixer operator, skip

loader; concrete saws (self-propelled); conveyor operator; crusher operator; distributor operator; elevating grader operator; farm tractor (all attachments); fireman rig; float operator; form grade operator; hoisting engine (one drum); maintenance operator; multiple compactor; pavement breaker, self-propelled hydra-hammer (or similar type); paymill operator; power shield; pumps; roller operator (with or without blades); screening and washing plant; self-propelled street broom or sweeper; siphons and jets; straw blower; stump cutting machine; siphons and jets; tank car heater operator (combination boiler and booster); welding machine; vibrating machine operator (not hand held); welding machine.

GROUP 3: (a) Oiler;
(b) Oiiler driver
(c) Mechanic.

HOURLY PREMIUMS:

THE FOLLOWING CLASSIFICATIONS SHALL RECEIVE ($ .25) ABOVE GROUP 1 RATE: Dragline operator - 3 yds. & over; shovel 3 yds. & over; clamshell 3 yds. & over; Crane, rigs or piledrivers, 100' of boom or over (incl. jib.), hoist - each additional active drum over 2 drums

THE FOLLOWING CLASSIFICATIONS SHALL RECEIVE ($ .50) ABOVE GROUP 1 RATE: Tandem scoop operator; crane, rigs or piledrivers 150' to 200' of boom (incl. jib.)

THE FOLLOWING CLASSIFICATIONS SHALL RECEIVE ($ .75) ABOVE GROUP 1 RATE: Crane rigs, or piledrivers 200 ft. of boom or over (including jib.)

ENGI0101-005 04/01/2022

CASS, CLAY, JACKSON,PLATTE AND RAY COUNTIES

	Rates	Fringes
Power equipment operators:		
GROUP 1	$ 38.42	20.44
GROUP 2	$ 37.38	20.44

GROUP 3.....	$ 32.91	20.44
GROUP 4.....	$ 36.26	20.44

POWER EQUIPMENT OPERATORS CLASSIFICATIONS

GROUP 1: Asphalt roller operator, finish; asphalt paver and spreader; asphalt plant operator; auto grader or trimmer or sub-grader; backhoe; blade operator (all types); boilers-2; booster pump on dredge; boring machine (truck or crane mounted); bulldozer operator; clamshell operator; concrete cleaning decontamination machine operator; concrete mixer paver; concrete plant operator; concrete pump operator; crane operator; derrick or derrick trucks; ditching machine; dragline operator; dredge engineman; dredge operator; drillcat with compressor mounted (self-contained) or similar type self propelled rotary drill (not air tract); drilling or boring machine (rotary - self-propelled); finishing machine operator; greaser; heavy equipment robotics operator/mechanic; horizontal directional drill operator; horizontal directional drill locator; loader-forklift - skid loader (all types); hoisting engineer (2 active drums); locomotive operator (standard guage); master environmental maintenance mechanic; mechanics and welders (field and plants); mucking machine operator; piledrive operator; pitman crane or boom truck (all types); push cat; quad-track; scraper operators (all types); shovel operator; side discharge spreader; sideboom cats; skimmer scoop operator; slip-form paver (CMI, REX, Gomaco or equal); la tourneau rooter (all tiller types); tow boat operator; truck crane; ultra high perssure waterjet cutting tool system operator/mechanic; vacuum blasting machine operator/mechanic; wood and log chippers (all types)

GROUP 2: ""A"" Frame truck operator; back filler operator; boilers (1); chip spreader;churn drill operator; concrete mixer operator, skip loader; concrete saws (self-propelled); conveyor operator; crusher operator; distributor operator; elevating grader operator; farm tractor (all attachments); fireman rig; float operator; form grader operator; hoisting engine (1 drum); maintenance operator; multiple compactor; pavement breaker, self-propelled hydra- hammer (or similar type); power

shield; paymill operator; pumps; siphons and jets; stump cutting machine; tank car heater operator (combination boiler and booster); compressor; roller operator (with or without blades); screening and washing plant; self-propelled street broom or sweeper; straw blower; tank car heater operator (combination boiler and booster); vibrating machine operator (not hand held)

GROUP 3: Oilers

GROUP 4: Oiler Driver (All Types)

FOOTNOTE:
HOURLY PREMIUMS FOLLOWING CLASSIFICATIONS SHALL RECEIVE ($1.00) ABOVE GROUP 1 RATE:
Clamshells - 3 yd. capacity or over; Cranes or rigs, 80 ft. of boom or over (including jib); Draglines, 3 yd. capacity or over;
Piledrivers 80 ft. of boom or over (including jib);
Shovels & backhoes, 3 yd. capacity or over.

ENGI0101-022 05/01/2019

BARRY, BARTON, CAMDEN, CEDAR, CHRISTIAN, DADE, DALLAS, DOUGLAS, GREENE, HICKORY, JASPER, LACLEDE, LAWRENCE, MCDONALD, NEWTON, OZARK, POLK, ST. CLAIR, STONE, TANEY, VERNON, WEBSTER AND WRIGHT COUNTIES and CITY OF SPRINGFIELD

	Rates	Fringes
Power equipment operators:		
GROUP 1	$ 31.72	14.88
GROUP 2	$ 31.37	14.88
GROUP 3	$ 31.17	14.88
GROUP 4	$ 29.12	14.88

POWER EQUIPMENT OPERATORS CLASSIFICATIONS

GROUP 1: Asphalt finishing machine & trench widening spreader; asphalt plant console operator; autograder; automatic slipform paver; backhoe; blade operator - all

types; boat operator - tow; boilers-2; central mix concrete plant operator; clamshell operator; concrete mixer paver; crane operator; derrick or derrick trucks; ditching machine; dozer operator; dragline operator; dredge booster pump; dredge engineman; dredge operator; drill cat with compressor mounted on cat; drilling or boring machine rotary self-propelled; highloader; hoisting engine - 2 active drums; launch hammer wheel; locomotive operator; - standard guage; mechanic and welders; mucking machine; off-road trucks; piledriver operator; pitman crane operator; push cat operator; quad trac; scoop operator - all types; shovel operator; sideboom cats; skimmer scoop operators; trenching machine operator; truck crane.

GROUP 2: A-frame; asphalt hot-mix silo; asphalt plant fireman (drum or boiler); asphalt plant man; asphalt plant man; asphalt plant mixer operator; asphalt roller operator; backfiller operator; barber-greene loader; boat operator (bridges and dams); chip spreader; concrete mixer operator - skip loader; concrete plant operator; concrete pump operator; crusher operator; dredge oiler; elevating grader operator; fork lift; greaser-fleet; hoisting engine - 1; locomotive operator - narrow gauge; multiple compactor; pavement breaker; powerbroom - self-propelled; power shield; rooter; side discharge concrete spreader; slip form finishing machine; stumpcutter machine; throttle man; tractor operator (over 50 h.p.); winch truck.

GROUP 3: Boilers - 1; chip spreader (front man); churn drill operator; clef plane operator; concrete saw operator (self-propelled); curb finishing machine; distributor operator; finishing machine operator; flex plane operator; float operator; form grader operator; pugmill operator; roller operator, other than high type asphalt; screening & washing plant operator; siphons & jets; sub-grading machine operator; spreader box operator, self-propelled (not asphalt); tank car heater operator (combination boiler & booster); tractor operator (50 h.p. or less); Ulmac, Ulric or similar spreader; vibrating machine operator, not hand;

GROUP 4: Grade checker; Oiler; Oiler-Driver

HOURLY PREMIUMS:

The following classifications shall receive $ .25 above GROUP 1 rate:
Clamshells - 3 yds. or over; Cranes - Rigs or Piledrivers, 100 ft. of boom or over (including jib);
Draglines - 3 yds. or over; Hoists - each additional active drum over 2 drums; Shovels - 3 yds. or over;

The following classifications shall receive $ .50 above GROUP 1 rate:
Tandem scoop operator; Cranes - Rigs or Piledrivers, 150 ft. to 200 ft. of boom (including jib); Tandem scoop.

The following classifications shall receive $ .75 above GROUP 1 rate:
Cranes - Rigs or Piledrivers, 200 ft. of boom or over (including jib.).

ENGI0513-004 05/03/2023

FRANKLIN, JEFFERSON, LINCOLN, ST CHARLES, AND WARREN COUNTIES

	Rates	Fringes
Power equipment operators:		
GROUP 1	$ 41.01	29.63
GROUP 2	$ 41.01	29.63
GROUP 3	$ 39.71	29.63
GROUP 4	$ 39.26	29.63

POWER EQUIPMENT OPERATORS CLASSIFICATIONS

GROUP 1: Backhoe, Cable; Backhoe, Hydraulic (2 cu yds bucket and under regardless of attachment, one oiler for 2 or 3, two oilers for 4 through 6); Backhoe, Hydraulic over 2 cu yds; Cableway; Crane, Crawler or Truck; Crane, Hydraulic - Truck or Cruiser mounted, 16 tons and over; Crane, Locomotive; crane with boom including jib over 100 ft from pin to pin; Crane using rock socket tool; Derrick, Steam; Derrick Car and Derrick Boat; Dragline, 7 cu yds and over; Dredge; Gradall, Crawler or tire mounted; Locomotive, Gas, Steam & other powers; Pile Driver, Land or Floating; Scoop,

Skimmer; Shovel, Power (Electric, Gas, Steam or other powers); Shovel, Power (7 cu yds and over); Switch Boat; Whirley; Air Tugger with air compressor; Anchor Placing Barge; Asphalt Spreaker; Athey Force Feeder Loader, self-propelled; Backfilling Machine; Boat Operator - Push Boat or Tow Boat (job site); Boiler, High Pressure Breaking in Period; Boom Truck, Placing or Erecting; Boring Machine, Footing Foundation; Bullfloat; Cherry Picker; Combination Concrete Hoist and Mixer (such as Mixermobile); Compressor, Two 125 CFM and under; Compressor, Two through Four over 125 CFM; Compressor when operator runs throttle; Concrete Breaker (Truck or Tractor mounted); Concrete Pump (such as Pumpcrete machine); Concrete Saw (self-propelled); Concrete Spreader; Conveyor, Large (not selfpropelled) hoisting or moving brick and concrete into, or into and on floor level, one or both; Crane, Cimbing (such as Linden); Crane, Hydraulic - Rough Terrain, self-propelled; Crane, Hydraulic - Truck or Cruiser mounted - under 16 tons; Drilling machine - Self-powered, used for earth or rock drilling or boring (wagon drills and any hand drills obtaining power from other souces including concrete breakers, jackhammers and Barco equipmnet no engineer required); Elevating Grader; Engine Man, Dredge; Excavator or Powerbelt Machine; Finishing Machine, self- propelled oscillating screed; Forklift; Generators, Two through Six 30 KW or over; Grader, Road with power blade; Greaser; Highlift; Hoist, Concrete and Brick (Brick cages or concrete skips operating or on tower, Towermobile, or similar equipment); Hoist, Three or more drums in use; Hoist, Stack; Hydro-Hammer; Lad-A-Vator, hoisting brick or concrete; Loading Machine such as Barber-Greene; Mechanic on job site

GROUP 2: Air Tugger with plant air; Boiler (for power or heating shell of building or temporary enclosures in connection with construction work); Boiler, Temporary; Compressor, One over 125 CFM; Compressor, truck mounted; Conveyor, Large (not self- propelled); Conveyor, Large (not self- propelled) moving brick and concrete (distributing) on floor level; Curb Finishing Machine; Ditch Paving Machine; Elevator (outside); Endless Chain Hoist; Fireman (as required); Form Grader; Hoist, One Drum regardless of size (except brick or concrete); Lad-A-Vator, other hoisting; Manlift; Mixer, Asphalt, over 8 cu ft capacity;

Mixer, one bag capacity or less; Mixer, without side loader, two bag capacity or more; Mixer, with side loader, regardless of size, not Paver; Mud Jack (where mud jack is used in conjenction with an air compressor, operator shall be paid $ .55 per hour in addition to his basic hourly rate for covering both operations); Pug Mill operator; Pump, Sump - self powered, automatic controlled over 2""; Scissor Lift (used for hoisting); Skid Steer Loader; Sweeper, Street; Tractor, small wheel type 50 HP and under with grader blade and similar equipment; Welding Machine, One over 400 amp; Winch, operating from truck

GROUP 3: Boat operator - outboard motor, job site; Conveyors (such as Con-Vay-It) regardless of how used; Elevator (inside); Heater operator, 2 through 6; Sweeper, Floor

GROUP 4: Crane type

HOURLY PREMIUMS:

Backhoe, Hydraulic 2 cu yds or less without oiler - $2.00;
Crane,climbing (such as Linden) - $.50;
Crane, Pile Driving and Extracting - $ .50
Crane with boom (including job) over 100 ft from pin to pin - add $.01 per foot to maximum of $4.00);
Crane, using rock socket tool - $ .50;
Derrick, diesel, gas or electric hoisting material and erecting steel (150 ft or more above ground) - $ .50;
Dragline, 7 cu yds and over - $ .50;
Hoist, Three or more drums in use - $ .50;
Scoop, Tandem - $.50;
Shovel, Power - 7 cu yds and over - $ .50;
Tractor, Tandem Crawler - $ .50;
Tunnel, man assigned to work in tunnel or tunnel shaft - $ .50;
Wrecking, when machines are working on second floor or higher - $ .50

ENGI0513-006 05/01/2022

ADAIR, AUDRAIN, BOLLINGER, BOONE, BUTLER, CALLAWAY, CAPE

GIRARDEAU, CARTER, CLARK, COLE, CRAWFORD, DENT, DUNKLIN, GASCONADE, HOWELL, IRON, KNOX, LEWIS, MACON, MADISON, MARIES, MARION, MILLER, MISSISSIPPI, MONITEAU, MONROE, MONTGOMERY, MORGAN, NEW MADRID, OREGON, OSAGE, PEMISCOT, PERRY, PHELPS, PIKE, PULASKI, PUTNAM, RALLS, RANDOLPH, REYNOLDS, RIPLEY, ST. FRANCOIS, STE. GENEVIEVE, SCHUYLER, SCOTLAND, SCOTT, SHANNON, SHELBY, STODDARD, TEXAS, WASHINGTON, AND WAYNE COUNTIES

	Rates	Fringes
Power equipment operators:		
GROUP 1	$ 33.24	28.75
GROUP 2	$ 32.89	28.75
GROUP 3	$ 32.69	28.75
GROUP 4	$ 29.04	28.75

POWER EQUIPMENT OPERATORS CLASSIFICATIONS

GROUP 1: Asphalt finishing machine & trench widening spreader, asphalt plant console operator; autograder; automatic slipform paver; back hoe; blade operator - all types; boat operator tow; boiler two; central mix concrete plant operator; clam shell operator; concrete mixer paver; crane operator; derrick or derrick trucks; ditching machine; dozer operator; dragline operator; dredge booster pump; dredge engineman; dredge operator; drill cat with compressor mounted on cat; drilling or boring machine rotary self-propelled; highloader; hoisting engine 2 active drums; launchhammer wheel; locomotive operator standrad guage; mechanics and welders; mucking machine; piledriver operator; pitman crane operator; push cat operator; guad-trac; scoop operator; sideboom cats; skimmer scoop operator; trenching machine operator; truck crane, shovel operator.

GROUP 2: A-Frame; asphalt hot-mix silo; asphalt roller operator asphalt plant fireman (drum or boiler); asphalt plant man; asphalt plant mixer operator; backfiller operator; barber-greene loader; boat operator (bridge & dams); chip spreader; concrete mixer operator skip loader; concrete plant operator; concrete pump operator; dredge oiler; elevating graded operator; fork lift; grease fleet;

hoisting engine one; locomotive operator narrow guage; multiple compactor; pavement breaker; powerbroom self-propelled; power shield; rooter; slip-form finishing machine; stumpcutter machine; side discharge concrete spreader; throttleman; tractor operator (over 50 hp); winch truck; asphalt roller operator; crusher operator.

GROUP 3: Spreader box operator, self-propelled not asphalt; tractor operator (50 h.p. or less); boilers one; chip spreader (front man); churn drill operator; compressor over 105 CFM 2-3 pumps 4"" & over; 2-3 light plant 7.5 KWA or any combination thereof; clef plane operator; compressor maintenance operator 2 or 3; concrete saw operator (self-propelled); curb finishing mancine; distributor operator; finishing machine operator; flex plane operator; float operator; form grader operator; pugmill operator; riller operator other than high type asphalt; screening & washing plant operator; siphons & jets; subgrading machine operator; tank car heater (combination boiler & booster); ulmac, ulric or similar spreader; vibrating machine operator; hydrobroom.

GROUP 4: Oiler; grout machine; oiler driver; compressor over 105 CFM one; conveyor operator one; maintenance operator; pump 4"" & over one.

FOOTNOTE: HOURLY PREMIUMS

Backhoe hydraulic, 2 cu. yds. or under Without oiler - $2.00
Certified Crane Operator - $1.50;
Certified Hazardous Material Operator $1.50;
Crane, climbing (such as Linden) - $0.50;
Crane, pile driving and extracting - $0.50;
Crane, with boom (including jib) over 100' from pin to pin add $0.01 per foot to maximum of $4.00;
Crane, using rock socket tool - $0.50;
Derrick, diesel, gas or electric, hoisting material and erecting steel (150' or more above the ground) - $0.50;
Dragline, 7 cu. yds, and over - $0.50;
Hoist, three or more drums in use - $0.50; Scoop, Tandem - $0.50;
Shovel, power - 7 cu. yds. or more - $0.50;
Tractor, tandem crawler - $0.50;

Tunnel, man assigned to work in tunnel or tunnel shaft - $0.50;
Wrecking, when machine is working on second floor or higher - $0.50;

ENGI0513-007 05/03/2023

ST. LOUIS CITY AND COUNTY

	Rates	Fringes
Power equipment operators:		
GROUP 1	$ 41.01	29.63
GROUP 2	$ 41.01	29.63
GROUP 3	$ 39.71	29.63
GROUP 4	$ 39.26	29.63

POWER EQUIPMENT OPERATORS CLASSIFICATIONS

GROUP 1: Backhoe, cable or hydraulic; cableway; crane crawler or truck; crane, hydraulic-truck or cruiser mounted 16 tons & over; crane locomotive; derrick, steam; derrick car & derrick boat; dragline; dredge; gradall, crawler or tire mounted; locomotive, gas, steam & other powers; pile driver, land or floating; scoop, skimmer; shovel, power (steam, gas, electric or other powers); switch boat; whirley.

GROUP 2: Air tugger w/air compressor; anchor-placing barge; asphalt spreader; athey force feeder loader (self-propelled); backfilling machine; backhoe-loader; boat operator-push boat or tow boat (job site); boiler, high pressure breaking in period; boom truck, placing or erecting; boring machine, footing foundation; bull- float; cherry picker; combination concrete hoist & mixer (such as mixer mobile); compressor (when operator runs throttle); concrete breaker (truck or tractor mounted); concrete pump, such as pump-crete machine; concrete saw (self-propelled), concrete spreader; conveyor, large (not self-propelled), hoisting or moving brick and concrete into, or into and on floor level, one or both; crane, hydraulic-rough terrain, self-propelled; crane hydraulic-truck or cruiser

mounted-under 16 tons; drilling machines, self-powered use for earth or rock drilling or boring (wagon drills nd any hand drills obtaining power from other sources including concrete breakers, jackhammers and barco equipment-no engineer required); elevating grader; engineman, dredge; excavator or powerbelt machine; finishing machine, self-propelled oscillating screed; forklift; grader, road with power blade; highlift. greaser; hoist, stack, hydro-hammer; loading machine (such as barber-greene); machanic, on job site; mixer, pipe wrapping machines; plant asphalt; plant, concrete producing or ready-mix job site; plant heating-job site; plant mixing-job site; plant power, generating-job site; pumps, two through six self-powered over 2""; pumps, electric submersible, two through six, over 4""; quad-track; roller, asphalt, top or sub-grade; scoop, tractor drawn; spreader box; sub-grader; tie tamper; tractor-crawler, or wheel type with or without power unit, power take-offs and attachments regardless of size; trenching machine; tunnel boring machine; vibrating machine automatic, automatic propelled; welding machines (gasoline or diesel) two through six; well drilling machine

GROUP 3: Conveyor, large (not self-propelled); conveyor, large (not self-propelled) moving brick and concrete distributing) on floor level; mixer two or more mixers of one bag capacity or less; air tugger w/plant air; boiler, for power or heating on construction projects; boiler, temporary; compressor (mounted on truck; curb finishing machine; ditch paving machine; elevator; endless chain hoist; form grader; hoist, one drum regardless of size; lad-a-vator; manlift; mixer, asphalt, over 8 cu. ft. capacity, without side loader, 2 bag capacity or more; mixer, with side loader, regardless of size; pug mill operator; pump, sump-self-powered, automatic controlled over 2"" during use in connection with construction work; sweeper, street; welding machine, one over 400 amp.; winch operating from truck; scissor lift (used for hoisting); tractor, small wheel type 50 h.p. & under with grader blade & similar equipment; Oiler on dredge and on truck crane.

GROUP 4: Boat operator-outboard motor (job site); conveyor (such as con-vay-it) regardless of how used; sweeper, floor

HOURLY PREMIUMS:
Backhoe, hydraulic
2 cu. yds. or under without oiler $2.00
Certified Crane Operator 1.50
Certified Hazardous Material Operator 1.50
Crane, climbing (such as Linden) .50
Crane, pile driving and extracting .50
Crane, with boom (including jib) over
100' (from pin to pin) add $.01
per foot to maximum of 4.00
Crane, using rock socket tool .50
Derrick, diesel, gas or electric,
hoisting material and erecting steel
(150' or more above ground) .50
Dragline, 7 cu. yds. and over .50
Hoist, three (3) or more drums in use .50
Scoop, Tandem .50
Shovel, power - 7 cu. yds. or more .50
Tractor, tandem crawler .50
Tunnel, man assigned to work in tunnel
or tunnel shaft .50
Wrecking, when machine is working on
second floor or higher .50

IRON0010-012 04/01/2024

	Rates	Fringes

Ironworkers:
ANDREW, BARTON, BENTON,
CAMDEN, CEDAR, CHARITON,
CHRISTIAN, COOPER, DADE,
DALLAS, DAVIESS, DE KALB,
GENTRY, GREENE, GRUNDY,
HARRISON, HICKORY, HOLT,
HOWARD, LACLEDE, LINN,
LIVINGSTON, MERCER,
MONITEAU, MORGAN, NODAWAY,
PETTIS, POLK, PUTNAM,
RANDLOPH, ST. CLAIR,
SULLIVAN, TANEY, VERNON,
WEBSTER, WRIGHT and WORTH

Counties and portions of
ADAIR, BOONE, MACON,
MILLER and RANDOLPH
Counties.....$ 35.00 33.56
ATCHISON, BATES, BUCHANAN,
CALDWELL, CARROLL, CASS,
CLAY, CLINTON, HENRY,
JACKSON, JOHNSON,
LAFAYETTE, PETTIS, PLATTE,
SALINE, AND RAY COUNTIES....$ 38.00 33.56

IRON0321-002 08/01/2023

DOUGLAS, HOWELL and OZARK COUNTIES

	Rates	Fringes
Ironworker	$ 27.00	20.96

IRON0396-004 08/02/2023

ST. LOUIS (City and County), ST. CHARLES, JEFFERSON, IRON, FRANKLIN, LINCOLN, WARREN, WASHINGTON, ST. FRANCOIS, STE. GENEVIEVE, and REYNOLDS Counties; and portions of MADISON, PERRY, BOLLINGER, WAYNE, and CARTER Counties

	Rates	Fringes
Ironworker	$ 40.37	30.55

IRON0396-009 08/02/2023

AUDRAIN, CALLAWAY, COLE, CRAWFORD, DENT, GASCONADE, MARIES, MONTGOMERY, OSAGE, PHELPS, PIKE, PULASKI, TEXAS and WRIGHT Counties; and portions of BOONE, CAMDEN, DOUGLAS, HOWELL, LACLEDE, MILLER, MONROE, OREGON, SHANNON and RALLS Counties

	Rates	Fringes
Ironworker	$ 40.37	30.55

IRON0577-005 06/01/2023

ADAIR, CLARK, KNOX, LEWIS, MACON, MARION, MONROE, RALLS, SCHUYLER, SCOTLAND, AND SHELBY COUNTIES

	Rates	Fringes
Ironworker	$ 31.55	25.05

IRON0584-004 06/01/2023

BARRY, JASPER, LAWRENCE, MCDONALD, NEWTON AND STONE Counties

	Rates	Fringes
Ironworkers:	$ 29.00	16.20

IRON0782-003 08/01/2023

CAPE GIRARDEAU, MISSISSIPPI, NEW MADRID, SCOTT, & STODDARD Counties; and portions of BOLLINGER, BUTLER, CARTER, DUNKLIN, MADISON, PEMISCOT, PERRY, RIPLEY, and WAYNE Counties

	Rates	Fringes
Ironworkers:		
Locks, Dams, Bridges and other major work on the Mississippi and Ohio River only	$ 38.77	29.51
All Other Work	$ 33.47	24.12

LABO0042-003 03/01/2023

ST. LOUIS (City and County)

	Rates	Fringes
LABORER		
Plumber Laborer	$ 36.65	17.12

LABO0042-005 03/01/2023

ST. LOUIS (City and County)

	Rates	Fringes
LABORER		
Dynamiter, Powderman	$ 36.65	17.12
Laborers, Flaggers	$ 36.65	17.12
Wrecking	$ 36.65	17.12

LABO0110-005 05/01/2023

Jefferson and Washington Counties

	Rates	Fringes
LABORER (Jefferson County)		
GROUP 1	$ 35.49	15.62
GROUP 2	$ 36.09	15.62
LABORER (Washington County)		
GROUP 1	$ 32.98	15.62
GROUP 2	$ 32.98	15.62

LABORERS CLASSIFICATIONS

GROUP 1 - General laborer-flagman, carpenter tenders; salamander Tenders; Dump Man; Ticket Takers; loading trucks under bins, hoppers, and conveyors; track man; cement handler; dump man on earth fill; georgie buggie man; material batch hopper man; spreader on asphalt machine; material mixer man (except on manholes); coffer dams; riprap pavers rock, block or brick; scaffolds over ten feet not self-supported from ground up; skip man on concrete paving; wire mesh setters on concrete paving; all work in connection with sewer, water, gas, gasoling, oil, drainage pipe, conduit pipe, tile and duct lines and all other pipe lines; power tool operator; all work in connection with hydraulic or general dredging operations; form setters, puddlers (paving only); straw blower nozzleman; asphalt plant platform man; chuck tender; crusher feeder; men handling creosote ties or creosote materials; men working with and handling epoxy material; topper of standing trees;

feeder man on wood pulverizers, board and willow mat weavers and cabelee tiers on river work; deck hands; pile dike and revetment work; all laborers working on underground tunnels less than 25 ft. where compressed air is not used; abutement and pier hole men working six (6) ft. or more below ground; men working in coffer dams for bridge piers and footing in the river; barco tamper; jackson or any other similar tamp; cutting torch man; liners, curb, gutters, ditch lines; hot mastic kettlemen; hot tar applicator; hand blade operator; mortar men or brick or block manholes; rubbing concrete, air tool operator under 65 lbs.; caulker and lead man; chain or concrete saw under 15 h.p.; signal Gan; Guard rail and sign erectors.

GROUP 2 - Skilled laborers - Vibrator man; asphalt raker; head pipe layer on sewer work; batterboard man on pipe and ditch work; cliff scalers working from bosun's chairs; scaffolds or platforms on dams or power plants over 10 ft. high; air tool operator over 65 lbs.; stringline man on concrete paving; sandblast man; laser beam man; wagon drill; churn drill; air track drill and all other similar type drills, gunite nozzle man; pressure grout man; screed man on asphalt; concrete saw 15 h.p. and over; grade checker; strigline man on electronic grade control; manhole builder; dynamite man; powder man; welder; tunnel man; waterblaster - 1000 psi or over; asbestos and/or hazardous waste removal and/or disposal

---

LABO0579-005 05/01/2023

	Rates	Fringes
LABORER (ANDREW, ATCHISON, BUCHANAN, CALDWELL, CLINTON, DAVIESS, DEKALB, GENTRY, GRUNDY, HARRISON, HOLT, LIVINGSTON, MERCER, NODAWAY and WORTH COUNTIES.)		
GROUP 1	$ 29.04	16.59
GROUP 2	$ 29.39	16.59
LABORER (BARRY, BARTON,		

BATES, BENTON, CAMDEN,
CARROLL, CEDAR, CHRISTIAN,
DADE, DALLAS, DOUGLAS,
GREENE, HENRY. HICKORY,
JASPER, JOHNSON, LACLEDE,
LAWRENCE, MCDONALD, MORGAN,
NEWTON, OZARK, PETTIS, POLK,
ST.CLAIR, SALINE, STONE,
TANEY, VERNON, WEBSTER and
WRIGHT COUNTIES)

GROUP 1	$ 28.23	15.60
GROUP 2	$ 28.78	15.60

LABORER (LAFAYETTE COUNTY)

GROUP 1	$ 29.78	15.85
GROUP 2	$ 30.13	15.85

LABORERS CLASSIFICATIONS

GROUP 1: General Laborers - Carpenter tenders; salamander tenders; loading trucks under bins; hoppers & conveyors; track men & all other general laborers; air tool operator; cement handler-bulk or sack; dump man on earth fill; georgie buggie man; material batch hopper man; material mixer man (except on manholes); coffer dams; riprap pavers - rock, block or brick; signal man; scaffolds over ten feet not self-supported from ground up; skipman on concrete paving; wire mesh setters on concrete paving; all work in connection with sewer, water, gas, gasoline, oil drainage pipe, conduit pipe, tile and duct lines and all other pipe lines; power tool operator, all work in connection with hydraulic or general dredging operations; puddlers (paving only); straw blower nozzleman; asphalt plant platform man; chuck tender; crusher feeder; men handling creosote ties or creosote materials; men working with and handling epoxy material or materials (where special protection is required); rubbing concrete; topper of standing trees; batter board man on pipe and ditch work; feeder man on wood pulverizers; board and willow mat weavers and cable tiers on river work; deck hands; pile dike and revetment work; all laborers working on underground tunnels less than 25 feet where compressed air is not used; abutment and pier hole men working six (6) feet or more below ground; men working in coffer dams for bridge piers and footings in the

river; ditchliners; pressure groutmen; caulker; chain or concrete saw; cliffscalers working from scaffolds, bosuns' chairs or platforms on dams or power plants over (10) feet above ground; mortarmen on brick or block manholes; toxic and hazardous waste work.

GROUP 2: Skilled Laborers - Head pipe layer on sewer work; laser beam man; Jackson or any other similar tamp; cutting torch man; form setters; liners and stringline men on concrete paving, curb, gutters; hot mastic kettleman; hot tar applicator; sandblasting and gunite nozzlemen; air tool operator in tunnels; screed man on asphalt machine; asphalt raker; barco tamper; churn drills; air track drills and all similar drills; vibrator man; stringline man for electronic grade control; manhole builders-brick or block; dynamite and powder men; grade checker.

LABO0660-004 05/01/2023

Clark, Knox, Lewis, Marion, Pike, Ralls, Scotland, Shelby Counties

	Rates	Fringes
LABORER		
GROUP 1	$ 32.98	15.62
GROUP 2	$ 32.98	15.62

LABORERS CLASSIFICATIONS

GROUP 1 - General laborer-flagman, carpenter tenders; salamander Tenders; Dump Man; Ticket Takers; loading trucks under bins, hoppers, and conveyors; track man; cement handler; dump man on earth fill; georgie buggie man; material batch hopper man; spreader on asphalt machine; material mixer man (except on manholes); coffer dams; riprap pavers rock, block or brick; scaffolds over ten feet not self-supported from ground up; skip man on concrete paving; wire mesh setters on concrete paving; all work in connection with sewer, water, gas, gasoling, oil, drainage pipe, conduit pipe, tile and duct lines and all other pipe

lines; power tool operator; all work in connection with hydraulic or general dredging operations; form setters, puddlers (paving only); straw blower nozzleman; asphalt plant platform man; chuck tender; crusher feeder; men handling creosote ties or creosote materials; men working with and handling epoxy material; topper of standing trees; feeder man on wood pulverizers, board and willow mat weavers and cabelee tiers on river work; deck hands; pile dike and revetment work; all laborers working on underground tunnels less than 25 ft. where compressed air is not used; abutement and pier hole men working six (6) ft. or more below ground; men working in coffer dams for bridge piers and footing in the river; barco tamper; jackson or any other similar tamp; cutting torch man; liners, curb, gutters, ditch lines; hot mastic kettlemen; hot tar applicator; hand blade operator; mortar men or brick or block manholes; rubbing concrete, air tool operator under 65 lbs.; caulker and lead man; chain or concrete saw under 15 h.p.; signal Gan; Guard rail and sign erectors.

GROUP 2 - Skilled laborers - Vibrator man; asphalt raker; head pipe layer on sewer work; batterboard man on pipe and ditch work; cliff scalers working from bosun's chairs; scaffolds or platforms on dams or power plants over 10 ft. high; air tool operator over 65 lbs.; stringline man on concrete paving; sandblast man; laser beam man; wagon drill; churn drill; air track drill and all other similar type drills, gunite nozzle man; pressure grout man; screed man on asphalt; concrete saw 15 h.p. and over; grade checker; strigline man on electronic grade control; manhole builder; dynamite man; powder man; welder; tunnel man; waterblaster - 1000 psi or over; asbestos and/or hazardous waste removal and/or disposal

---

LABO0660-006 03/01/2023

Lincoln, Montgomery, St Charles and Warren Counties

	Rates	Fringes
LABORER (Common or General).....	$ 36.91	15.62

LABO0662-001 05/01/2023

Callaway, Cole, Miller and Moniteau Counties

	Rates	Fringes
LABORER		
GROUP 1	$ 32.98	15.62
GROUP 2	$ 32.98	15.62

LABORERS CLASSIFICATIONS

GROUP 1 - General laborer-flagman, carpenter tenders; salamander Tenders; Dump Man; Ticket Takers; loading trucks under bins, hoppers, and conveyors; track man; cement handler; dump man on earth fill; georgie buggie man; material batch hopper man; spreader on asphalt machine; material mixer man (except on manholes); coffer dams; riprap pavers rock, block or brick; scaffolds over ten feet not self-supported from ground up; skip man on concrete paving; wire mesh setters on concrete paving; all work in connection with sewer, water, gas, gasoling, oil, drainage pipe, conduit pipe, tile and duct lines and all other pipe lines; power tool operator; all work in connection with hydraulic or general dredging operations; form setters, puddlers (paving only); straw blower nozzleman; asphalt plant platform man; chuck tender; crusher feeder; men handling creosote ties or creosote materials; men working with and handling epoxy material; topper of standing trees; feeder man on wood pulverizers, board and willow mat weavers and cabelee tiers on river work; deck hands; pile dike and revetment work; all laborers working on underground tunnels less than 25 ft. where compressed air is not used; abutement and pier hole men working six (6) ft. or more below ground; men working in coffer dams for bridge piers and footing in the river; barco tamper; jackson or any other similar tamp; cutting torch man; liners, curb, gutters, ditch lines; hot mastic kettlemen; hot tar applicator; hand blade operator; mortar men or brick or block manholes; rubbing concrete, air tool operator under 65 lbs.; caulker and lead man; chain or concrete saw under 15 h.p.; signal Gan; Guard rail and sign

erectors.

GROUP 2 - Skilled laborers - Vibrator man; asphalt raker; head pipe layer on sewer work; batterboard man on pipe and ditch work; cliff scalers working from bosun's chairs; scaffolds or platforms on dams or power plants over 10 ft. high; air tool operator over 65 lbs.; stringline man on concrete paving; sandblast man; laser beam man; wagon drill; churn drill; air track drill and all other similar type drills, gunite nozzle man; pressure grout man; screed man on asphalt; concrete saw 15 h.p. and over; grade checker; strigline man on electronic grade control; manhole builder; dynamite man; powder man; welder; tunnel man; waterblaster - 1000 psi or over; asbestos and/or hazardous waste removal and/or disposal

---

LABO0663-002 04/01/2024

CASS, CLAY, JACKSON, PLATTE AND RAY COUNTIES

	Rates	Fringes
LABORER		
GROUP 1	$ 35.24	15.57
GROUP 2	$ 36.45	15.57

LABORERS CLASSIFICATIONS

GROUP 1: General laborers, Carpenter tenders, salamander tenders, loading trucks under bins, hoppers and conveyors, track men and all other general laborers, air tool operator, cement handler (bulk or sack), chain or concrete saw, deck hands, dump man on earth fill, Georgie Buggies man, material batch hopper man, scale man, material mixer man (except on manholes), coffer dams, abutments and pier hole men working below ground, riprap pavers rock, black or brick, signal man, scaffolds over ten feet not self-supported from ground up, skipman on concrete paving, wire mesh setters on concrete paving, all work in connection with sewer,water, gas, gasoling, oil, drainage pipe, conduit pipe, tile and duct lines and all other pipelines, power tool operator, all work in connection with

hydraulic or general dredging operations, straw blower nozzleman,asphalt plant platform man, chuck tender, crusher feeder, men handling creosote ties on creosote materials, men working with and handling epoxy material or materials (where special protection is required), topper of standing trees, batter board man on pipe and ditch work, feeder man on wood pulverizers, board and willow mat weavers and cable tiers on river work, deck hands, pile dike and revetment work, all laborers working on underground tunnels less than 25 feet where compressed air is not used, abutment and pier hole men working six (6) feet or more below ground, men working in coffer dams for bridge piers and footings in the river, ditchliners, pressure groutmen, caulker and chain or concrete saw, cliffscalers working from scaffolds, bosuns' chairs or platforms on dams or power plants over (10) feet above ground, mortarmen on brick or block manholes, signal man.

GROUP 2: Skilled Laborer - spreader or screed man on asphalt machine, asphalt raker, grade checker, vibrator man, concrete saw over 5 hp., laser beam man, barco tamper, jackson or any other similar tamp, wagon driller, churn drills, air track drills and other similar drills, cutting torch man, form setters, liners and stringline men on concrete paving, curb, gutters and etc., hot mastic kettleman, hot tar applicator, hand blade operators, mortar men on brick or block manholes, sand blasting and gunnite nozzle men, rubbing concrete, air tool operator in tunnels, head pipe layer on sewer work, manhole builder (brick or block), dynamite and powder men.

LABO0840-011 05/01/2023

Crawford, Dent, Franklin, Gasconade, Howell, Maries, Oregon, Osage, Phelps, Pulaski, Shannon and Texas Counties

	Rates	Fringes
LABORER (Crawford, Dent, Gasconade, Howell, Maries, Oregon, Osage, Phelps,		

Pulaski, Shannon and Texas Counties)

GROUP 1	$ 32.98	15.62
GROUP 2	$ 32.98	15.62

LABORER (Franklin County)

GROUP 1	$ 35.44	15.62
GROUP 2	$ 36.04	15.62

LABORERS CLASSIFICATIONS

GROUP 1 - General laborer-flagman, carpenter tenders; salamander Tenders; Dump Man; Ticket Takers; loading trucks under bins, hoppers, and conveyors; track man; cement handler; dump man on earth fill; georgie buggie man; material batch hopper man; spreader on asphalt machine; material mixer man (except on manholes); coffer dams; riprap pavers rock, block or brick; scaffolds over ten feet not self-supported from ground up; skip man on concrete paving; wire mesh setters on concrete paving; all work in connection with sewer, water, gas, gasoling, oil, drainage pipe, conduit pipe, tile and duct lines and all other pipe lines; power tool operator; all work in connection with hydraulic or general dredging operations; form setters, puddlers (paving only); straw blower nozzleman; asphalt plant platform man; chuck tender; crusher feeder; men handling creosote ties or creosote materials; men working with and handling epoxy material; topper of standing trees; feeder man on wood pulverizers, board and willow mat weavers and cabelee tiers on river work; deck hands; pile dike and revetment work; all laborers working on underground tunnels less than 25 ft. where compressed air is not used; abutement and pier hole men working six (6) ft. or more below ground; men working in coffer dams for bridge piers and footing in the river; barco tamper; jackson or any other similar tamp; cutting torch man; liners, curb, gutters, ditch lines; hot mastic kettlemen; hot tar applicator; hand blade operator; mortar men or brick or block manholes; rubbing concrete, air tool operator under 65 lbs.; caulker and lead man; chain or concrete saw under 15 h.p.; signal Gan; Guard rail and sign erectors.

GROUP 2 - Skilled laborers - Vibrator man; asphalt raker;

head pipe layer on sewer work; batterboard man on pipe and ditch work; cliff scalers working from bosun's chairs; scaffolds or platforms on dams or power plants over 10 ft. high; air tool operator over 65 lbs.; stringline man on concrete paving; sandblast man; laser beam man; wagon drill; churn drill; air track drill and all other similar type drills, gunite nozzle man; pressure grout man; screed man on asphalt; concrete saw 15 h.p. and over; grade checker; strigline man on electronic grade control; manhole builder; dynamite man; powder man; welder; tunnel man; waterblaster - 1000 psi or over; asbestos and/or hazardous waste removal and/or disposal

---

LABO0955-012 05/01/2023

Adair, Audrain, Boone, Chariton, Cooper, Howard, Linn, Macon, Monroe, Putnam, Randolph, Schuyler and Sullivan Counties

	Rates	Fringes
LABORER		
GROUP 1	$ 32.98	15.62
GROUP 2	$ 32.98	15.62

LABORERS CLASSIFICATIONS

GROUP 1 - General laborer-flagman, carpenter tenders; salamander Tenders; Dump Man; Ticket Takers; loading trucks under bins, hoppers, and conveyors; track man; cement handler; dump man on earth fill; georgie buggie man; material batch hopper man; spreader on asphalt machine; material mixer man (except on manholes); coffer dams; riprap pavers rock, block or brick; scaffolds over ten feet not self-supported from ground up; skip man on concrete paving; wire mesh setters on concrete paving; all work in connection with sewer, water, gas, gasoling, oil, drainage pipe, conduit pipe, tile and duct lines and all other pipe lines; power tool operator; all work in connection with hydraulic or general dredging operations; form setters, puddlers (paving only); straw blower nozzleman; asphalt plant platform man; chuck tender; crusher feeder; men

handling creosote ties or creosote materials; men working with and handling epoxy material; topper of standing trees; feeder man on wood pulverizers, board and willow mat weavers and cabelee tiers on river work; deck hands; pile dike and revetment work; all laborers working on underground tunnels less than 25 ft. where compressed air is not used; abutement and pier hole men working six (6) ft. or more below ground; men working in coffer dams for bridge piers and footing in the river; barco tamper; jackson or any other similar tamp; cutting torch man; liners, curb, gutters, ditch lines; hot mastic kettlemen; hot tar applicator; hand blade operator; mortar men or brick or block manholes; rubbing concrete, air tool operator under 65 lbs.; caulker and lead man; chain or concrete saw under 15 h.p.; signal Gan; Guard rail and sign erectors.

GROUP 2 - Skilled laborers - Vibrator man; asphalt raker; head pipe layer on sewer work; batterboard man on pipe and ditch work; cliff scalers working from bosun's chairs; scaffolds or platforms on dams or power plants over 10 ft. high; air tool operator over 65 lbs.; stringline man on concrete paving; sandblast man; laser beam man; wagon drill; churn drill; air track drill and all other similar type drills, gunite nozzle man; pressure grout man; screed man on asphalt; concrete saw 15 h.p. and over; grade checker; strigline man on electronic grade control; manhole builder; dynamite man; powder man; welder; tunnel man; waterblaster - 1000 psi or over; asbestos and/or hazardous waste removal and/or disposal

---

LABO1104-005 05/01/2023

Bollinger, Butler, Cape Girardeau, Carter, Dunklin, Iron, Madison, Mississippi, New Madrid, Pemiscot, Perry, Reynolds, Ripley, Scott, St Francois, Ste Genevieve, Stoddard and Wayne Counties

	Rates	Fringes
LABORER		

GROUP 1.....	$ 32.98	15.62
GROUP 2.....	$ 32.98	15.62

LABORERS CLASSIFICATIONS

GROUP 1 - General laborer-flagman, carpenter tenders; salamander Tenders; Dump Man; Ticket Takers; loading trucks under bins, hoppers, and conveyors; track man; cement handler; dump man on earth fill; georgie buggie man; material batch hopper man; spreader on asphalt machine; material mixer man (except on manholes); coffer dams; riprap pavers rock, block or brick; scaffolds over ten feet not self-supported from ground up; skip man on concrete paving; wire mesh setters on concrete paving; all work in connection with sewer, water, gas, gasoling, oil, drainage pipe, conduit pipe, tile and duct lines and all other pipe lines; power tool operator; all work in connection with hydraulic or general dredging operations; form setters, puddlers (paving only); straw blower nozzleman; asphalt plant platform man; chuck tender; crusher feeder; men handling creosote ties or creosote materials; men working with and handling epoxy material; topper of standing trees; feeder man on wood pulverizers, board and willow mat weavers and cabelee tiers on river work; deck hands; pile dike and revetment work; all laborers working on underground tunnels less than 25 ft. where compressed air is not used; abutement and pier hole men working six (6) ft. or more below ground; men working in coffer dams for bridge piers and footing in the river; barco tamper; jackson or any other similar tamp; cutting torch man; liners, curb, gutters, ditch lines; hot mastic kettlemen; hot tar applicator; hand blade operator; mortar men or brick or block manholes; rubbing concrete, air tool operator under 65 lbs.; caulker and lead man; chain or concrete saw under 15 h.p.; signal Gan; Guard rail and sign erectors.

GROUP 2 - Skilled laborers - Vibrator man; asphalt raker; head pipe layer on sewer work; batterboard man on pipe and ditch work; cliff scalers working from bosun's chairs; scaffolds or platforms on dams or power plants over 10 ft. high; air tool operator over 65 lbs.; stringline man on concrete paving; sandblast man; laser beam man; wagon

drill; churn drill; air track drill and all other similar type drills, gunite nozzle man; pressure grout man; screed man on asphalt; concrete saw 15 h.p. and over; grade checker; strigline man on electronic grade control; manhole builder; dynamite man; powder man; welder; tunnel man; waterblaster - 1000 psi or over; asbestos and/or hazardous waste removal and/or disposal

---

PAIN0002-002 09/01/2007

CLARK, FRANKLIN, JEFFERSON, LEWIS, LINCOLN, MARION, PIKE, RALLS, ST. CHARLES, ST. LOUIS (CITY & COUNTY), AND WARREN COUNTIES

	Rates	Fringes
Painters:		
Brush and Roller; Taper	$ 28.61	10.24
High work over 60 feet	$ 29.11	10.24
Lead Abatement	$ 29.36	10.24
Pressure Roller; High work under 60 ft	$ 28.86	10.24
Spray & Abrasive Blasting; Water Blasting (Over 5000 PSI)	$ 30.61	10.24
Taper (Ames Tools & Bazooka)	$ 30.21	10.24

PAIN0002-006 04/01/2023

ADAIR, AUDRAIN, BOONE, CALLAWAY, CHARITON, COLE, GASCONADE, HOWARD, KNOX, LINN, MACON, MONROE, MONTGOMERY, OSAGE, PUTNAM, RANDOLPH, SCHUYLER, SCOTLAND, SHELBY AND SULLIVAN COUNTIES and the City of Booneville.

	Rates	Fringes
Painters:		
Bridges, Dams, Locks or Powerhouses	$ 28.49	15.03

Brush and Roll; Taping,
Paperhanging.....$ 26.49 15.03
Epoxy or Any Two Part
Coating; Sandblasting;
Stage or other Aerial Work
- Platforms over 50 feet
high; Lead Abatement.....$ 27.49 15.03
Spray; Structural Steel
(over 50 feet).....$ 27.49 15.03
Tapers using Ames or
Comparable Tools.....$ 27.24 15.03

PAIN0003-004 04/01/2019

CASS, CLAY, CLINTON, JACKSON, JOHNSON, LAFAYETTE, PLATTE & RAY COUNTIES

	Rates	Fringes
Painters:		
Bridgeman; Lead Abatement; Sandblast; Storage Bin & Tanks	$ 33.41	17.76
Brush & Roller	$ 30.54	17.76
Drywall	$ 31.74	17.76
Paper Hanger	$ 31.04	17.76
Stageman; Beltman; Steelman; Elevator Shaft; Bazooka, Boxes and Power Sander; Sprayman; Dipping	$ 32.41	17.76
Steeplejack	$ 36.98	17.76

PAIN0003-011 04/01/2019

BATES, BENTON, CALDWELL, CARROLL, COOPER, DAVIESS, GRUNDY, HARRISON, HENRY, LIVINGSTON, MERCER, MONITEAU, MORGAN, PETTIS & SALINE COUNTIES

	Rates	Fringes
Painters:		

Bridgeman; Lead Abatement;
Sandblast; Storage Bin &
Tanks.....$ 26.73 17.76
Brush & Roller.....$ 24.43 17.76
Drywall.....$ 25.39 17.76
Paper Hanger.....$ 24.83 17.76
Stageman; Beltman;
Steelman; Elevator Shaft;
Bazooka, Boxes and Power
Sander; Sprayman; Dipping...$ 26.35 17.76
Steeplejack.....$ 29.58 17.76

PAIN1185-008 04/01/2024

CAMDEN, CRAWFORD, DENT, LACLEDE, MARIES, MILLER, PHELPS, PULASKI AND TEXAS COUNTIES

	Rates	Fringes
Painters:		
Brush and Roller	$ 32.25	16.86
Floor Work	$ 33.25	16.86
Lead Abatement	$ 33.25	16.86
Spray	$ 33.25	16.86
Structural Steel, Sandblasting and All Tank Work	$ 34.25	16.86
Taping, Paperhanging	$ 33.25	16.86

PAIN1292-002 09/01/2022

BOLLINGER, BUTLER, CAPE GIRARDEAU, CARTER, DUNKLIN, MISSISSIPPI, NEW MADRID, OREGON, PEMISCOT, PERRY, REYNOLDS, RIPLEY, SCOTT, SHANNON, STODDARD and WAYNE COUNTIES

	Rates	Fringes
Painters:		
Bridges, Stacks & Tanks	$ 33.93	15.36
Brush & Roller	$ 29.58	15.36
Spray & Abrasive Blasting;		

Waterblasting (over 5000
PSI).....$ 31.58 15.36

Height Rates (All Areas):
Over 60 ft. $0.50 per hour.
Under 60 ft. $0.25 per hour.

PAIN1292-003 09/01/2022

IRON, MADISON, ST. FRANCOIS, STE. GENEVIEVE and WASHINGTON COUNTIES

	Rates	Fringes
Painters:		
Bridges, Stacks & Tanks	$ 33.93	15.36
Brush & Roller	$ 29.58	15.36
Spray & Abrasive Blasting; Waterblasting (Over 5000 PSI)	$ 31.58	15.36

Height Rates (All Areas):
0ver 60 ft. $0.50 per hour
Under 60 ft. $0.25 per hour.

PAIN2012-001 04/01/2023

ANDREW, ATCHISON, BUCHANAN, DE KALB, GENTRY, HOLT, NODAWAY & WORTH COUNTIES

	Rates	Fringes
Painters:		
Brush & Roller	$ 34.22	19.13
Sandblaster	$ 38.46	19.13
Steeplejack	$ 42.03	19.13

PAIN2015-001 04/01/2012

BARRY, BARTON, CEDAR, CHRISTIAN, DADE, DALLAS, DOUGLAS, GREENE, HICKORY, HOWELL, JASPER, LAWRENCE, MCDONALD, NEWTON, OZARK, POLK, ST. CLAIR, STONE, TANEY, VERNON, WEBSTER, and WRIGHT COUNTIES

	Rates	Fringes
Painters:		
Finisher	$ 20.18	11.33
Painter	$ 19.75	11.76
Sandblaster, High Man, Spray Man, Vinyl Hanger, Tool Operator	$ 21.18	11.33

PLAS0518-006 03/01/2023

BARRY, BARTON, CEDAR, CHRISTIAN, DADE, DALLAS, DOUGLAS, GREENE, HICKORY, JASPER, LACLEDE, LAWRENCE, MCDONALD, NEWTON, OZARK, POLK, ST. CLAIR, STONE, TANEY, VERNON, WEBSTER, AND WRIGHT COUNTIES

	Rates	Fringes
CEMENT MASON/CONCRETE FINISHER	$ 26.57	12.43

PLAS0518-007 04/01/2024

CASS (Richards-Gebaur AFB only), CLAY, JACKSON, PLATTE AND RAY COUNTIES

	Rates	Fringes
Cement Masons:	$ 37.61	18.71

PLAS0518-011 04/01/2023

ANDREW, ATCHISON, BATES, BUCHANNAN, CLINTON, DEKALB, GENTRY, HENRY, HOLT, JOHNSON, LAFAYETTE, NODAWAY & WORTH COUNTIES

	Rates	Fringes
CEMENT MASON/CONCRETE FINISHER	$ 36.03	20.50

PLAS0527-001 04/01/2023

	Rates	Fringes
CEMENT MASON		
FRANKLIN, LINCOLN AND WARREN COUNTIES	$ 37.29	20.23
JEFFERSON, ST. CHARLES COUNTIES AND ST.LOUIS (City and County)	$ 38.46	20.13

PLAS0527-004 06/01/2023

CRAWFORD, DENT, IRON, MADISON, MARION, PHELPS, PIKE, PULASKI, RALLS, REYNOLDS, ST. FRANCOIS, STE. GENEVIEVE, SHANNON, TEXAS, WASHINGTON COUNTIES

	Rates	Fringes
CEMENT MASON	$ 32.00	19.72

PLAS0908-001 05/01/2023

BOLLINGER, BUTLER, CAPE GIRARDEAU, CARTER, DUNKLIN, HOWELL, MISSISSIPPI, NEW MADRID, OREGON, PEMISCOT, PERRY, RIPLEY, SCOTT, STODDARD, AND WAYNE COUNTIES

	Rates	Fringes
CEMENT MASON	$ 32.30	18.38

PLAS0908-005 05/01/2023

BENTON, CALDWELL, CALLAWAY, CAMDEN, CARROLL, COLE, DAVIESS, GASCONADE, GRUNDY, HARRISON, LIVINGSTON, MACON, MARIES, MERCER, MILLER, MONTGOMERY, MORGAN, OSAGE, PETTIS & SALINE COUNTIES

	Rates	Fringes
CEMENT MASON	$ 32.30	18.38

PLUM0008-003 06/01/2024

CASS, CLAY, JACKSON, JOHNSON, AND PLATTE COUNTIES

	Rates	Fringes
Plumbers	$ 56.63	24.54

PLUM0008-017 06/01/2024

BATES, BENTON, CARROLL, HENRY, LAFAYETTE, MORGAN, PETTIS, RAY, ST. CLAIR, SALINE AND VERNON COUNTIES

	Rates	Fringes
Plumbers	$ 56.63	24.54

PLUM0045-003 08/01/2023

ANDREW, ATCHISON, BUCHANAN, CALDWELL, CLINTON, DAVIESS, DEKALB, GENTRY, HARRISON, HOLT, NODAWAY AND WORTH COUNTIES

	Rates	Fringes
Plumbers and Pipefitters	$ 44.35	26.05

PLUM0178-003 11/01/2023

BARRY, CEDAR, CHRISTIAN, DADE, DALLAS, DOUGLAS, GREENE, HICKORY, LACLEDE, LAWRENCE, POLK, STONE, TANEY, WEBSTER AND WRIGHT COUNTIES

	Rates	Fringes
Plumbers and Pipefitters	$ 37.15	15.42

PLUM0178-006 11/01/2022

BARTON, JASPER, MCDONALD AND NEWTON COUNTIES

	Rates	Fringes
Plumbers and Pipefitters		
Projects $750,000 & under	$ 32.78	15.32
Projects over $750,000	$ 35.75	15.32

PLUM0533-004 06/01/2024

BATES, BENTON, CARROLL, CASS, CLAY, HENRY, HICKORY, JACKSON, JOHNSON, LAFAYETTE, MORGAN, PETTIS, PLATTE, RAY, SALINE, ST. CLAIR AND VERNON COUNTIES

	Rates	Fringes
Pipefitters	$ 55.56	25.80

PLUM0562-004 07/01/2023

ADAIR, AUDRAIN, BOLLINGER, BOONE, BUTLER, CALLAWAY,CAMDEN, CAPE GIRARDEAU,CARTER, CHARITON, CLARK, COLE, COOPER, CRAWFORD, DENT, DUNKLIN, FRANKLIN, GASCONADE, GRUNDY, HOWARD, HOWELL, IRON, JEFFERSON, KNOX, LEWIS, LINCOLN, LINN, LIVINGSTON, MACON, MADISON, MARIES, MARION, MERCER, MILLER, MISSISSIPPI, MONITEAU, MONROE, MONTGOMERY, NEW MADRID, OREGON, OSAGE, PEMISCOTT, PERRY, PHELPS, PIKE, PULASKI, PUTNAM, RALLS, RANDOLPH, REYNOLDS, RIPLEY, ST. CHARLES, ST.FRANCOIS, STE. GENEVIEVE, ST. LOUIS, SCHUYLER, SCOTLAND, SCOTT, SHANNON, SHELBY, STODDARD, SULLIVAN, TEXAS, WARREN, WASHINGTON,AND WAYNE COUNTIES.

	Rates	Fringes
Plumbers and Pipefitters		
Mechanical Contracts including all piping and temperature control work		
$7.0 million & under	$ 46.66	21.99

Mechanical Contracts
including all piping and
temperature control work
over $7.0 million.....$ 46.66 21.99

PLUM0562-016 07/01/2023

CAMDEN, COLE, CRAWFORD, FRANKLIN, JEFFERSON, MARIES, MILLER, MONITEAU, OSAGE, PHELPS, PULASKI, ST. CHARLES, ST. LOUIS (City and County), WARREN and WASHINGTON COUNTIES

	Rates	Fringes
Plumbers		
Mechanical Contracts including all piping and temperature control work $7.0 million & under	$ 46.66	21.99
Mechanical Contracts including all piping and temperature control work over $7.0 million	$ 46.66	21.99

TEAM0013-001 05/01/2023

	Rates	Fringes
Truck drivers (ADAIR, BUTLER, CLARK, DUNKIN, HOWELL, KNOX, LEWIS, OREGON, PUTNAM, RIPLEY, SCHUYLER AND SCOTLAND COUNTIES)		
GROUP 1	$ 33.04	15.15
GROUP 2	$ 33.19	15.15
GROUP 3	$ 33.31	15.15
GROUP 4	$ 33.20	15.15
Truck drivers (AUDRAIN, BOLLINGER, BOONE, CALLAWAY, CAPE GIRARDEAU, CARTER, COLE, CRAWFORD, DENT, GASCONADE, IRON, MACON, MADISON, MARIES, MARION, MILLER, MISSISSIPPI,		

MONROE, MONTGOMERY, NEW MADRID, OSAGE, PEMISCOT, PERRY, PHELPS, PIKE, PULASKI, RALLS, REYNOLDS, ST. FRANCOIS, STE. GENEVIEVE, SCOTT, SHANNON, SHELBY, STODDARD, TEXAS, WASHINGTON AND WAYNE COUNTIES)

GROUP 1	$ 33.77	15.05
GROUP 2	$ 33.93	15.05
GROUP 3	$ 33.92	15.05
GROUP 4	$ 34.04	15.05

Truck drivers (FRANKLIN, JEFFERSON and ST. CHARLES COUNTIES)

GROUP 1	$ 36.13	15.15
GROUP 2	$ 36.24	15.15
GROUP 3	$ 36.28	15.15
GROUP 4	$ 36.35	15.15

Truck drivers (LINCOLN and WARREN COUNTIES)

GROUP 1	$ 34.78	15.15
GROUP 2	$ 34.89	15.15
GROUP 3	$ 35.93	15.15
GROUP 4	$ 35.00	15.15

TRUCK DRIVERS CLASSIFICATIONS:

GROUP 1: Flat Bed Trucks, Single Axle; Station Wagons; Pickup Trucks; Material Trucks, Single Axle; Tank Wagon, Single Axle

GROUP 2: Agitator and Transit Mix Trucks

GROUP 3: Flat Bed Trucks, Tandem Axle; Articulated Dump Trucks; Material Trucks, Tandem Axle; Tank Wagon, Tandem Axle

GROUP 4: Semi and/or Pole Trailers; Winch, Fork & Steel Trucks; Distributor Drivers and Operators; Tank Wagon, Semi-Trailer; Insley Wagons, Dumpsters, Half-Tracks, Speedace, Euclids and other similar equipment; A-Frame and Derrick Trucks; Float or Low Boy

---

TEAM0056-001 05/01/2020

	Rates	Fringes
Truck drivers (ANDREW, BARTON, BATES, BENTON, CALDWELL, CAMDEN, CARROLL, CEDAR, CHARITON, CHRISTIAN, CLINTON, COOPER, DADE, DALLAS, DAVIESS, DEKALB, DOUGLAS, GREENE, HENRY, HICHKORY, HOWARD, JASPER, LACLEDE, LAWRENCE, LINN, LIVINGSTON, MONITEAU, MORGAN, NEWTON, PETTIS, POLK, RANDOLPH, ST. CLAIR, SALINE, VERNON, WEBSTER AND WRIGHT COUNTIES)		
GROUP 1	$ 31.37	14.25
GROUP 2	$ 31.53	14.25
GROUP 3	$ 31.52	14.25
GROUP 4	$ 31.64	14.25
Truck drivers: (ATCHISON, BARRY, GENTRY, GRUNDY, HARRISON, HOLT, MCDONALD, MERCER, NODAWAY, OZARK, STONE, SULLIVAN, TANEY AND WORTH COUNTIES)		
GROUP 1	$ 30.64	14.25
GROUP 2	$ 30.80	14.25
GROUP 3	$ 30.79	14.25
GROUP 4	$ 30.91	14.25
Truck drivers; (BUCHANAN, JOHNSON AND LAFAYETTE COUNTIES)		
GROUP 1	$ 32.58	14.25
GROUP 2	$ 32.69	14.25
GROUP 3	$ 32.73	14.25
GROUP 4	$ 32.80	14.25

TRUCK DRIVER CLASSIFICATIONS

GROUP 1: Flat bed trucks single axle; station wagons; pickup trucks; material trucks single axle; tank wagons single axle.

GROUP 2: Agitator and transit mix-trucks.

GROUP 3: Flat bed trucks tandem axle; articulated dump trucks; material trucks tandem axle; tank wagons tandem axle.

GROUP 4: Semi and/or pole trailers; winch, fork & steel trucks; distributor drivers & operators; tank wagons semi-trailer; insley wagons, dumpsters, half-tracks, speedace, euclids & other similar equipment; A-frames and derrick trucks; float or low boy.

TEAM0245-001 03/26/2012

BARRY, BARTON, CAMDEN, CEDAR, CHRISTIAN, DALLAS, DENT, DOUGLAS, GREENE, HICKORY, HOWELL, JASPER, LACLEDE, LAWRENCE, MCDONALD, MILLER, NEWTON, OZARK, PHELPS, POLK, PULASKI, SHANNON, STONE, TANEY, TEXAS, VERNON, WEBSTER AND WRIGHT COUNTIES

	Rates	Fringes
Truck drivers:		
Traffic Control Service Driver	$ 20.45	0.00

PAID HOLIDAYS: New Year's Day, Decoration Day, July 4th, Labor Day, Thanksgiving Day, Christmas Day, employee's birthday and 2 personal days.

TEAM0541-001 04/01/2023

CASS, CLAY, JACKSON, PLATTE AND RAY COUNTIES

	Rates	Fringes

Truck drivers:

GROUP 1	$ 35.31	17.55
GROUP 2	$ 34.74	17.55
GROUP 3	$ 34.22	17.55

TRUCK DRIVERS CLASSIFICATIONS

GROUP 1: Mechanics and Welders, Field; A-Frame Low Boy-Boom ruck Driver.

GROUP 2: Articulated Dump Truck; Insley Wagons: Dump Trucks, Excavating, 5 cu yds and over; Dumpsters; Half-Tracks: Speedace: Euclids & similar excavating equipment Material trucks, Tandem Two teams; Semi-Trailers; Winch trucks-Fork trucks; Distributor Drivers and Operators; Agitator and Transit Mix; Tank Wagon Drivers, Tandem or Semi; One Team; Station Wagons; Pickup Trucks; Material Trucks, Single Axle; Tank Wagon Drivers, Single Axle

GROUP 3: Oilers and Greasers - Field

TEAM0682-002 05/01/2023

ST LOUIS CITY AND COUNTY

	Rates	Fringes
Truck drivers:		
GROUP 1	$ 34.37	8.44+a+b+c+d
GROUP 2	$ 34.37	8.44+a+b+c+d
GROUP 3	$ 34.37	8.44+a+b+c+d

a. PENSION: 5/1/2012 - $182.20 per week.

b. HAZMAT PREMIUM: If Hazmat certification on a job site is required by a state or federal agency or requested by project owner or by the employer, employees on that job site shall receive $1.50 premium pay.

TRUCK DRIVERS CLASSIFICATIONS

GROUP 1 - Pick-up trucks; forklift, single axle; flatbed

trucks; job site ambulance, and trucks or trailers of a water level capacity of 11.99 cu. yds. or less

GROUP 2 - Trucks or trailers of a water level capacity of 12.0 cu yds. up to 22.0 cu yds. including euclids, speedace and similar equipment of same capacity and compressors

GROUP 3 - Trucks or trailers of a water level capacity of 22.0 cu. yds & over including euclids, speedace & all floats, flatbed trailers, boom trucks, winch trucks, including small trailers, farm wagons tilt-top trailers, field offices, tool trailers, concrete pumps, concrete conveyors & gasoline tank trailers and truck mounted mobile concrete mixers

FOOTNOTE FOR TRUCK DRIVERS:

c. PAID HOLIDAYS: Christmas Day, Independence Day, Labor Day, Memorial Day, Veterans Day, New Years Day, Thanksgiving Day

d. PAID VACATION: 3 days paid vacation for 600 hours of service in any one contract year; 4 days paid vacation for 800 hours of service in any one contract year; 5 days paid vacation for 1,000 hours of service in any one contract year. When such an employee has completed 3 years of continuous employment with the same employer and then works the above required number of hours, he shall receive double the number of days of vacation specified above. When such an employee has completed 10 years of continuous employment with the same employer and then works the above required number of hours, he shall receive triple the number of days of vacation specified above. When such an employee has completed 15 years of continuous employment with the same employer and then works the above required number of hours, he shall receive 4 times the number of days of vacation specified above.

WELDERS - Receive rate prescribed for craft performing operation to which welding is incidental.

==========

Note: Executive Order (EO) 13706, Establishing Paid Sick Leave for Federal Contractors applies to all contracts subject to the Davis-Bacon Act for which the contract is awarded (and any solicitation was issued) on or after January 1, 2017. If this contract is covered by the EO, the contractor must provide employees with 1 hour of paid sick leave for every 30 hours they work, up to 56 hours of paid sick leave each year. Employees must be permitted to use paid sick leave for their own illness, injury or other health-related needs, including preventive care; to assist a family member (or person who is like family to the employee) who is ill, injured, or has other health-related needs, including preventive care; or for reasons resulting from, or to assist a family member (or person who is like family to the employee) who is a victim of, domestic violence, sexual assault, or stalking. Additional information on contractor requirements and worker protections under the EO is available at https://www.dol.gov/agencies/whd/government-contracts.

Unlisted classifications needed for work not included within the scope of the classifications listed may be added after award only as provided in the labor standards contract clauses (29CFR 5.5 (a) (1) (iii)).

The body of each wage determination lists the classification and wage rates that have been found to be prevailing for the cited type(s) of construction in the area covered by the wage determination. The classifications are listed in alphabetical order of ""identifiers"" that indicate whether the particular rate is a union rate (current union negotiated rate for local), a survey rate (weighted average rate) or a union average rate (weighted union average rate).

Union Rate Identifiers

A four letter classification abbreviation identifier enclosed in dotted lines beginning with characters other than ""SU"" or

""UAVG"" denotes that the union classification and rate were prevailing for that classification in the survey. Example: PLUM0198-005 07/01/2014. PLUM is an abbreviation identifier of the union which prevailed in the survey for this classification, which in this example would be Plumbers. 0198 indicates the local union number or district council number where applicable, i.e., Plumbers Local 0198. The next number, 005 in the example, is an internal number used in processing the wage determination. 07/01/2014 is the effective date of the most current negotiated rate, which in this example is July 1, 2014.

Union prevailing wage rates are updated to reflect all rate changes in the collective bargaining agreement (CBA) governing this classification and rate.

Survey Rate Identifiers

Classifications listed under the ""SU"" identifier indicate that no one rate prevailed for this classification in the survey and the published rate is derived by computing a weighted average rate based on all the rates reported in the survey for that classification. As this weighted average rate includes all rates reported in the survey, it may include both union and non-union rates. Example: SULA2012-007 5/13/2014. SU indicates the rates are survey rates based on a weighted average calculation of rates and are not majority rates. LA indicates the State of Louisiana. 2012 is the year of survey on which these classifications and rates are based. The next number, 007 in the example, is an internal number used in producing the wage determination. 5/13/2014 indicates the survey completion date for the classifications and rates under that identifier.

Survey wage rates are not updated and remain in effect until a new survey is conducted.

Union Average Rate Identifiers

Classification(s) listed under the UAVG identifier indicate that no single majority rate prevailed for those classifications; however, 100% of the data reported for the classifications was union data. EXAMPLE: UAVG-OH-0010 08/29/2014. UAVG indicates that the rate is a weighted union

average rate. OH indicates the state. The next number, 0010 in the example, is an internal number used in producing the wage determination. 08/29/2014 indicates the survey completion date for the classifications and rates under that identifier.

A UAVG rate will be updated once a year, usually in January of each year, to reflect a weighted average of the current negotiated/CBA rate of the union locals from which the rate is based.

State Adopted Rate Identifiers

Classifications listed under the ""SA"" identifier indicate that the prevailing wage rate set by a state (or local) government was adopted under 29 C.F.R 1.3(g)-(h). Example: SAME2023-007 01/03/2024. SA reflects that the rates are state adopted. ME refers to the State of Maine. 2023 is the year during which the state completed the survey on which the listed classifications and rates are based. The next number, 007 in the example, is an internal number used in producing the wage determination. 01/03/2024 reflects the date on which the classifications and rates under the ?SA? identifier took effect under state law in the state from which the rates were adopted.

WAGE DETERMINATION APPEALS PROCESS

1.) Has there been an initial decision in the matter? This can be:

* an existing published wage determination
* a survey underlying a wage determination
* a Wage and Hour Division letter setting forth a position on a wage determination matter
* a conformance (additional classification and rate) ruling

On survey related matters, initial contact, including requests for summaries of surveys, should be with the Wage and Hour National Office because National Office has responsibility for the Davis-Bacon survey program. If the response from this initial contact is not satisfactory, then the process described in 2.) and 3.) should be followed.

With regard to any other matter not yet ripe for the formal process described here, initial contact should be with the Branch of Construction Wage Determinations. Write to:

Branch of Construction Wage Determinations
Wage and Hour Division
U.S. Department of Labor
200 Constitution Avenue, N.W.
Washington, DC 20210

2.) If the answer to the question in 1.) is yes, then an interested party (those affected by the action) can request review and reconsideration from the Wage and Hour Administrator (See 29 CFR Part 1.8 and 29 CFR Part 7). Write to:

Wage and Hour Administrator
U.S. Department of Labor
200 Constitution Avenue, N.W.
Washington, DC 20210

The request should be accompanied by a full statement of the interested party's position and by any information (wage payment data, project description, area practice material, etc.) that the requestor considers relevant to the issue.

3.) If the decision of the Administrator is not favorable, an interested party may appeal directly to the Administrative Review Board (formerly the Wage Appeals Board). Write to:

Administrative Review Board
U.S. Department of Labor
200 Constitution Avenue, N.W.
Washington, DC 20210

4.) All decisions by the Administrative Review Board are final.

==========

END OF GENERAL DECISION"

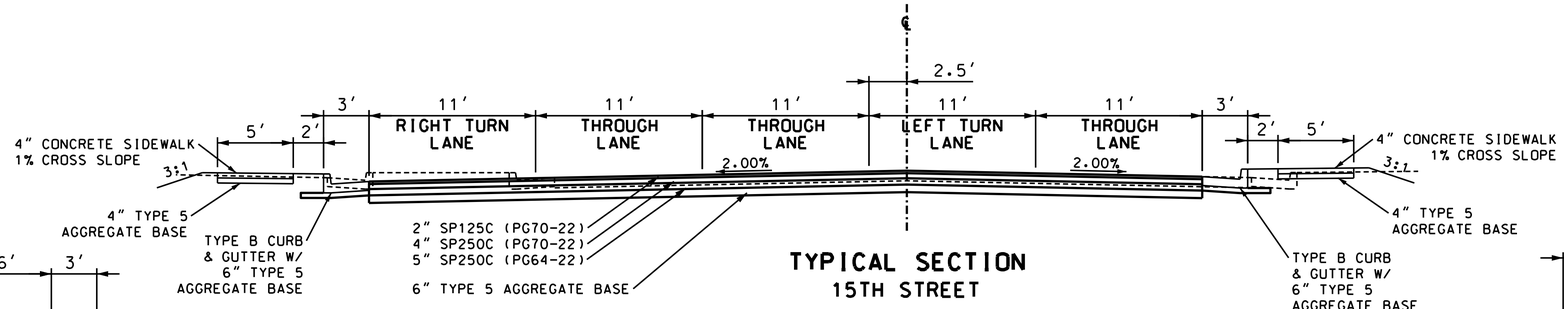

TYPICAL SECTION
15TH STREET
STA. 10+31.30 TO STA. 11+80.00

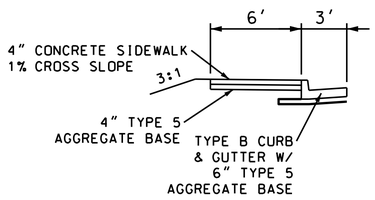

STA. 10+31.30 TO STA. 11+35.37

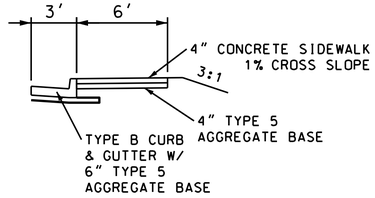

STA. 10+31.30 TO STA. 11+04.12

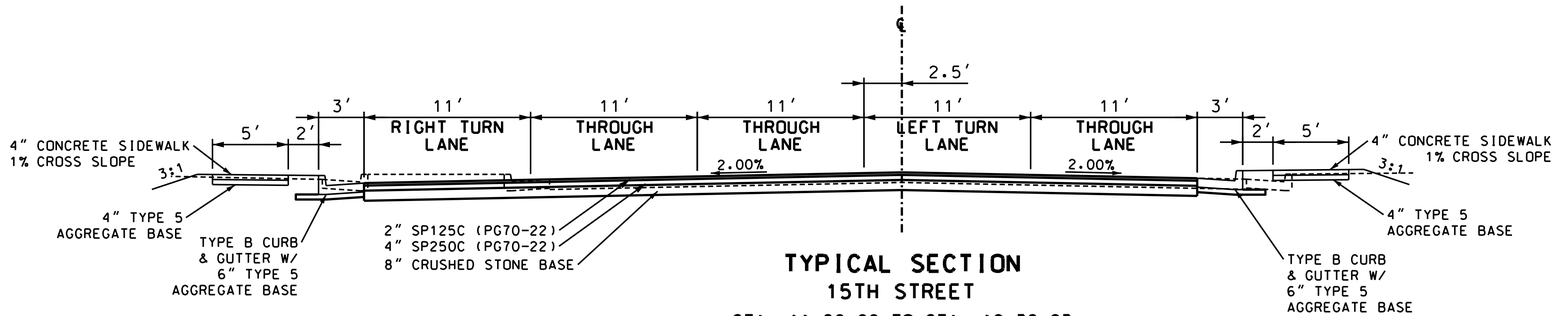

TYPICAL SECTION
15TH STREET
STA. 11+80.00 TO STA. 12+38.93

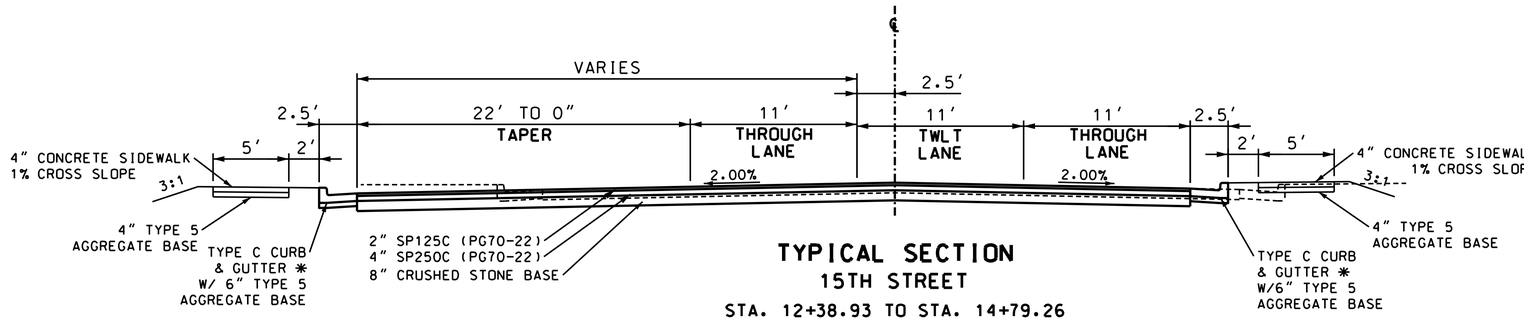

TYPICAL SECTION
15TH STREET
STA. 12+38.93 TO STA. 14+79.26

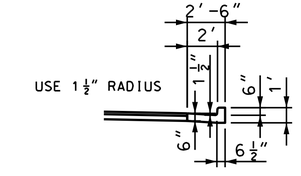

✱ TYPE C CURB & GUTTER
PER CITY OF JOPLIN STANDARDS

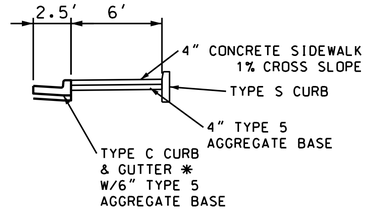

STA. 13+23.19 TO STA. 14+79.26

TYPICAL SECTIONS
SHEET 2 OF 10

STATE OF MISSOURI
SEAN LEE MATLOCK
NUMBER PE-27133
PROFESSIONAL ENGINEER

DATE PREPARED
02/23/2024

ROUTE	STATE
BL49	MO
DISTRICT	SHEET NO.
SW	2

COUNTY
JASPER

JOB NO.
J7S3430

CONTRACT ID.

PROJECT NO.

BRIDGE NO.

DESCRIPTION	DATE

IF A SEAL IS PRESENT ON THIS SHEET IT HAS BEEN ELECTRONICALLY SEALED AND DATED.

MISSOURI HIGHWAYS AND TRANSPORTATION COMMISSION
105 WEST CAPITOL
JEFFERSON CITY, MO 65102
1-888-ASK-MODOT (1-888-275-6636)

ANDERSON ENGINEERING
EMPLOYEE OWNED
ENGINEERS - SURVEYORS - LABORATORIES - DRILLING
STH STREET, P.O. BOX 2881, JOPLIN, MISSOURI 64803 (417) 624-6910
ANDERSON CO# 000062 - ANDREW EGNARTI, PE# 2009038117 417-439-4172

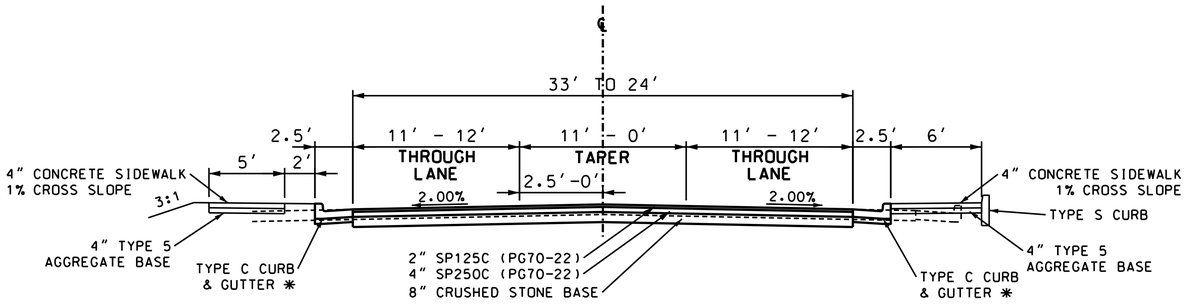

TYPICAL SECTION
15TH STREET
STA. 14+79.26 TO STA. 15+79.24

✱ SEE TYPICAL SHEET 2 OF 3
FOR DETAIL OF TYPE C CURB & GUTTER

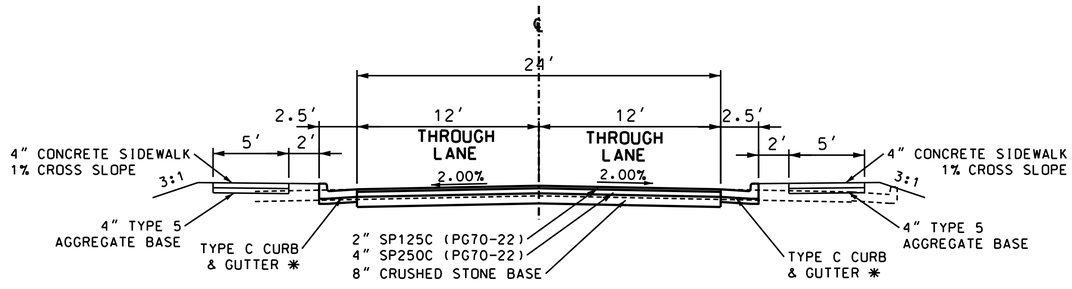

TYPICAL SECTION
15TH STREET
STA. 15+79.24 TO STA. 16+84.09

STATE OF MISSOURI
SEAN LEE MATLOCK
NUMBER PE-27133
PROFESSIONAL ENGINEER
Sean L. Matlock

DATE PREPARED
02/23/2024

ROUTE	STATE
BL49	MO
DISTRICT	SHEET NO.
SW	2

COUNTY
JASPER

JOB NO.
J7S3430

CONTRACT ID.

PROJECT NO.

BRIDGE NO.

IF A SEAL IS PRESENT ON THIS SHEET IT HAS BEEN ELECTRONICALLY SEALED AND DATED.

DESCRIPTION	DATE

MISSOURI HIGHWAYS AND TRANSPORTATION COMMISSION
105 WEST CAPITOL
JEFFERSON CITY, MO 65102
1-888-ASK-MODOT (1-888-275-6636)

ANDERSON ENGINEERING
EMPLOYEE OWNED
ENGINEERS · SURVEYORS · LABORATORIES · DRILLING
5710 RT. K, P.O. BOX 240, OSAGE BEACH, MISSOURI 65065 (417) 348-2444
ANDERSON COA# 000062 · ANDREW ECKHART, PE# 2009019117

RIGID CONDUIT , CABLE-CONDUIT, & POWER CABLE (COST SHARE)

FROM	TO	CENTER TO CENTER DISTANCE	TRENCHED 2" (FT.)	TRENCHED 3" (FT.)	PUSHED 4" (FT.)	POWER 1c #8 (FT)	1" CABLE-CONDUIT 2 CONDUCTORS (W/1 BARE NEUTRAL) #8 AWG (FT)	CABLE-CONDUIT TRENCHING TYPE 1 (FT)	POLE & BRACKET 1c #10 (FT.)	REMARKS
PWR	CONT	8	14			96				POWER TO CONTROLLER
CONT	PB 7	8		22						2-3" TRENCHED CONDUIT
PB 7	PB 8	99			97					CIRCUIT 1
PB 9	PB 10	85			83					CIRCUIT 2
CONT	PB 7	8					23			CIRCUIT 1
PB 7	LT 1	3					15		84	CIRCUIT 1
PB 7	LT 2	189					216	90	84	CIRCUIT 1
CONT	PB 7	8					22			CIRCUIT 2
PB 7	LT 3	191					224	106	84	CIRCUIT 2
										SEE SHT 36 FOR POWER SUPPLY
		TOTAL	**14**	**22**	**180**	**96**	**500**	**196**	**252**	
		USE	**14**	**22**	**180**	**100**	**500**	**196**	**260**	

PRECAST DROP INLET (CITY OF JOPLIN)

STA.	ROUTE	OFFSET	INLET ID	SIZE	TYPE T DROP INLET QTY 2.5 X 3 (EA.)	TYPE 3 FRAME & COVER (EA.)	DROP INLET PAY DEPTH 2.5 X 3 (FT.)	PIPE OPENING (#-Size)	CLASS 3 EXC. (CY)
13+68.82	15TH	23.51' LT	T#4	2.5 X 3	1	1	5.0	2 - 18" & 1-24" RCP	8.4
13+88.03	15TH	23.5' RT	T#4A	2.5 X 3	1	1	4.5	1 - 18" RCP	7.6
15+10.03	15TH	17.05' LT	T#5	2.5 X 3	1	1	5.5	2 - 18" RCP	9.3
15+12.44	15TH	21.06' RT	T#5A	2.5 X 3	1	1	4.0	1 - 18" RCP	6.7
					TOTAL	**4**	**19**	**TOTAL**	**32.0**
					USE	**4**	**19**	**USE**	**32**

PRECAST DROP INLET (COST SHARE)

STA.	ROUTE	OFFSET	INLET ID	SIZE	TYPE T DROP INLET QTY 5 X 3 (EA.)	TYPE T DROP INLET QTY 2.5 X 3 (EA.)	TYPE 3 FRAME & COVER (EA.)	DROP INLET PAY DEPTH 5 X 3 (FT.)	DROP INLET PAY DEPTH 2.5 X 3 (FT.)	PIPE OPENING (#-Size)	CLASS 3 EXC. (CY)
139+33.20	BL49	37.29' LT	T#1	5 X 3	1		1	3		2 - 24" RCP	7.0
10+92.48	15TH	46.47' LT	T#2	2.5 X 3		1	1		3.5	2 - 24" RCP	5.9
11+65.02	15TH	40.0' LT	T#3	2.5 X 3		1	1		4.5	1 - 18" & 2-24" RCP	7.6
11+65.02	15TH	24.0' RT	T#3A	2.5 X 3		1	1		4.0	1 - 18" RCP	6.7
						TOTAL	**4**	**3**	**12**	**TOTAL**	**27.2**
						USE	**4**	**3**	**12**	**USE**	**27**

11" ASPHALTIC CONCRETE PAVEMENT (COST SHARE)

STA.	STA.	RTE.	ROAD WIDTH (LF)	11" ASPH. CONC. PAVEMENT (SY)	6" TYPE 5 AGGREGATE BASE (SY)	REMARKS
10+31.30	11+80.00	15th	VARIES	1349.7	1349.7	
			TOTAL	**1349.7**	**1349.7**	
			USE	**1349.7**	**1350**	

PAVEMENT (CITY OF JOPLIN)

STA.	STA.	RTE.	ROAD WIDTH (LF)	2" SP125C (PG70-22) (SY)	4" SP250C (PG70-22) (SY)	8" CRUSHED STONE BASE (SY)	REMARKS
11+80.00	12+38.93	15th	55	360.1	360.1	360.1	
12+38.93	14+79.26	15th	VARIES	1181.6	1181.6	1181.6	TAPERS 55' TO 33.5'
14+79.26	15+79.24	15th	VARIES	319.4	319.4	319.4	TAPERS 33.5' TO 24'
15+79.24	16+84.09	15th	24	279.6	279.6	279.6	
			TOTAL	**2140.7**	**2140.7**	**2140.7**	
			USE	**2140.7**	**2140.7**	**2140.7**	

SUMMARY OF QUANTITIES
SHEET 5 OF 9

STATE OF MISSOURI
SEAN LEE MATLOCK
NUMBER PE-27133
PROFESSIONAL ENGINEER
Sean L. Matlock

DATE PREPARED 2/23/2024
ROUTE BL 49 | STATE MO
DISTRICT SW | SHEET NO. 3
COUNTY JASPER
JOB NO. J7S3430
CONTRACT ID.
PROJECT NO.
BRIDGE NO.

DESCRIPTION | DATE

IF A SEAL IS PRESENT ON THIS SHEET IT HAS BEEN ELECTRONICALLY SEALED AND DATED.

MISSOURI HIGHWAYS AND TRANSPORTATION COMMISSION
105 WEST CAPITOL
JEFFERSON CITY, MO 65102
1-888-ASK-MODOT (1-888-275-6636)

ANDERSON ENGINEERING
EMPLOYEE OWNED
ENGINEERS - SURVEYORS - LABORATORIES - DRILLING
2118 S. 7TH STREET TRAFFICWAY SPRINGFIELD, MISSOURI 65807 (417) 334-6144
ANDERSON COA# 000062 - ANDREW ECKHART, PE# 2009018117

OWN

Engineering beyond.™

ADDENDUM NO. 1

TO: All Holders of Plans and Contract Documents for the City of Joplin S6030(41)

ISSUED: July 12, 2024

_____

Name of Bidder

_____

Receipt Acknowledged By

Gentlemen,

This Addendum is hereby made a part of the Contract Documents to the same extent as if it were originally included herein. This Addendum shall be inserted in the Contract Documents and submitted with the Bid, and includes the following items:

CONTRACT DOCUMENTS:

Notice to Contractors: Replace the following:

- **(9) Prevailing Wage (STATE):** Reference to "Annual Wage Order No. **30**" shall be "**Annual Wage Order No. 31"**

JSPs:

- B. Contract Liquidated Damages 2.0 Period of Performance:
  - Dates should be as follows:
    - Notice to Proceed: September 16, 2024
    - Completion Date: November 15, 2025
- C. Work Zone Traffic Management JSP-02-06N.
  - 4.3.2 Stage 2
    - **Add E.** East leg of 15th Street (Wal-Mart Entrance) may be closed for no more than 45 calendar days for construction. Other than this 45-calendar day period, two-way traffic shall be maintained when no active construction activity is ongoing.
- F. Liquidated Damages Specified JSP-93-28
  - 1.0 Description.
    - Date referenced shall be changed from **November 1, 2024,** to **November 15, 2025.**

Sincerely,

Sean L. Matlock

Sean L. Matlock, Pe
Office Leader

S6030(41)

CITY OF JOPLIN, MISSOURI
602 S MAIN ST.
JOPLIN, MO 64801

CONTRACT
AND
BOND
FOR
CONSTRUCTING OR IMPROVING

S6030(41) Rangeline Road and 15th Street, Joplin, Missouri

BUSINESS LOOP 49, JASPER COUNTY, MISSOURI

PREPARED BY:



OWN
Engineering beyond.

6/27/24

2215 Fairlawn Drive Carthage, MO 64836
417-358-9551

INVITATION TO BID

SEALED BIDS for construction of S6030(41) Rangeline Road and 15th Street, will be received by the City of Joplin, 602 Main Street, Joplin, MO 64801 until 2:00 o'clock P.M. (Prevailing Local Time), July 30, 2024, and then publicly opened and read aloud at the City of Joplin, 602 Main Street, Joplin, MO 64801. All bids shall be submitted in the form of hard copy attached.

The proposed work includes: **Intersection Improvements at 15th Street and Rangeline Road (BL 49) and extension of 15th Street in Joplin.**

Complete digital project bidding documents are available at www.weareown.com You may download the digital plan documents for a non-refundable fee of $55.00. The Quest Project Number is **9207380.**

The envelopes containing bids shall be marked as follows:

City of Joplin, Mo.
Attn: Director of Public Works
Proposal For: 15th Street & Range Line Road Intersection Improvements Project No. S6030(41)

All questions concerning the bid document preparation can be directed to the Engineer, OWN, Inc. – Sean Matlock, PE at smatlock@weareown.com. Bids must be in the hands of the City of Joplin Director of Public Works before 2:00 PM. prevailing local time on July 30, 2024, at which time all bids will be opened by the Director of Public Works at the Joplin City Hall, 602 S. Main Street, Joplin MO 64801 in the 4th Floor Conference Room.

A Pre-bid Meeting will be held at 2:00 PM, July 22, 2024 Joplin City Hall, 5th Floor Study. All bidders are **highly encouraged to attend** the Pre-Bid Meeting and sign the attendance sheet at the meeting.
Bidders with questions concerning this invitation may contact Sean Matlock, P.E., OWN, Inc. (formerly Anderson Engineering, Inc.), 2215 Fairlawn Drive, Carthage, Missouri 64836, at (417) 358-9551.

All labor used in the construction of this public improvement shall be paid a wage no less than the prevailing hourly rate of wages of work of a similar character in this locality as established by the Department of Labor and Industrial Relations (Federal Wage Rate), or state wage rate, whichever is higher.

City of Joplin hereby notifies all bidders that it will affirmatively ensure that in any contract entered into pursuant to this advertisement, businesses owned and controlled by socially and economically disadvantaged individuals will be afforded full opportunity to submit bids in response to this invitation and will not be discriminated against on the grounds of race, color, religion, creed, sex, age, ancestry, or national origin in consideration for an award."

All bidders must be on MoDOT's Qualified Contractor List per Section 102.2 of the Missouri Standard Specifications for Highway Construction, 2023 Edition, including all revisions. The contractor questionnaire must be on file 7 days prior to bid opening.

Contractors and sub-contractors who sign a contract to work on public works project provide a 10-Hour OSHA construction safety program, or similar program approved by the Department of Labor and Industrial Relations, to be completed by their on-site employees within sixty (60) days of beginning work on the construction project.

The project will be awarded to the lowest, responsive, responsible bidder. The Owner reserves the right to waive any informalities or minor defects or to reject any or all bids and to re-advertise and to rebid. All materials for the project shall be tax exempt.

Each Bidder must deposit with his/her bid, security in the amount of five percent (5%) of his/her base bid which is subject to conditions provided in the Instructions to Bidders.

The DBE Goal for this project is 6 %.

No 2nd tier subcontracting will be allowed on this project.

No Bidder may withdraw his bid within thirty (30) consecutive calendar days after the actual date of the opening thereof.

July 5, 2024 Date

City of Joplin
s/Robert Beachner
Capital Improvements Project Manager

BIDDER CHECKLIST

FINAL CHECKLIST BEFORE SUBMITTING BID

☐ 1. Submit the completed Contractor Questionnaire and/or Contractor Prequalification Questionnaire with attachments not later than seven (7) days prior to the date and hour of the bid opening. See Secs 101-103 of the Standard Specifications, and Rule 7 CSR 10-15.900, "Prequalification's to Bid of Certain Contractors". Questionnaire and Contact information are provided on MoDOT's website. (if applicable – required on highway and bridge projects)

☐ 2. For submittal of paper bids, the complete set of bidding documents includes all information through the DBE forms (for DBE forms see #7). The Technical Specifications/Job Special Provisions are for the bidder's information only and is not to be returned with the bid.

☐ 3. If submitting the bid by mail, it is to be completed, executed, and submitted in a sealed envelope addressed to the City of Joplin. **Provide the vendor name, vendor address, vendor number, county, route and federal project number on the outside of the envelope (if applicable)**.

☐ 4. Please read all items in the bidding document carefully. For paper bids, complete all items in ink or by typing in the information.

☐ 5. Sign this bidding document properly. If submitted in the name of a firm or corporation, the legal name of the firm or corporation should appear in the space designated and be signed for by one or more persons legally qualified to execute papers in the name of said firm or corporation. Affix Corporate Seal if the Bidder is a Corporation.

☐ 6. For paper bids submit a bid bond executed by bidder and surety or attach cashier's check to the bid bond form.

☐ 7. Submit the DBE Identification Submittal within 3 business days of the Bid Opening.

☐ 8. For paper bids, staple addenda to the bid in the appropriate part of the bid. The letter accompanying the addenda should be stapled to the inside of the back cover of the bid and returned. The bidder should retain a duplicate copy. (if applicable)

♦♦♦

TABLE OF CONTENTS

Notice to Contractors

Proposed Work....(1)
Compliance With Contract Provisions....(2)
Period of Performance....(3)
Liquidated Damages....(4)
Bid Guaranty....(5)
Certifications for Federal Jobs....(6)
Antidiscrimination....(7)
Federal and State Inspection....(8)
Prevailing Wage....(9)
Worker Eligibility Requirements....(10)
OSHA Training Requirements....(11)
Buy America Requirements....(12)
Addendum Acknowledgement....(13)
Signature and Identity of Bidder....(14)
Trainees....(15)
Subcontractor Disclosure....(16)
Project Award....(17)
Materials Inspections....(18)
Prime Contractor Requirements....(19)
Tax Exempt Status....(20)
Retainage....(21)

Itemized Bid Sheets
Bid Bond
DBE Identification Submittal
DBE Provisions
Job Special Provisions
Form FHWA 1273
Federal Aid Provisions
Applicable State Wage Rates
Applicable Federal Wage Rates
Applicable Environmental and Cultural Permits and Clearances
ADA Checklist (Fig. 136.9.4)
Geotechnical Report
Contract Agreement
Contract Bond
Contractor's Acknowledgement
Notice of Award
Notice to Proceed
Contractor's Affidavit Regarding Settlement of Claims
Affidavit of Compliance With the Prevailing Wage Law

NOTICE TO CONTRACTORS

Sealed bids, addressed to City of Joplin, 602 Main Street, Joplin, MO 64801 for the proposed work will be received by the City of Joplin until 2:00 o'clock P.M. (Prevailing Local Time) on July 30, 2024 at the office of the City of Joplin, and at that time will be publicly opened and read. Bids should be delivered to: City of Joplin, 602 Main Street, Joplin, MO 64801.

(1) PROPOSED WORK: The proposed work, hereinafter called the work, includes **Intersection Improvements at 15th Street and Rangeline Road (BL 49) and extension of 15th Street.**

(2) COMPLIANCE WITH CONTRACT PROVISIONS: The bidder, having examined and being familiar with the local conditions affecting the work, and with the contract, contract documents, including the current version of the Missouri Highways and Transportation Commission's "Missouri Standard Specifications for Highway Construction," and "Missouri Standard Plans for Highway Construction" (if applicable), their revisions, and the request for bid, including appendices, the special provisions and plans, hereby proposes to furnish all labor, materials, equipment, services, etc., required for the performance and completion of the work. All references are to the Missouri Standard Specifications for Highway Construction, as revised, unless otherwise noted.

Design Specifications:
2018 AASHTO 7th Edition Highway & Street Design Green Book
Construction Specifications:
Missouri Standard Specifications for Highway Construction
Missouri Standard Plans for Highway Construction

The following documents are available on the Missouri Department of Transportation web page at www.modot.mo.gov under "Business with MoDOT" "Standards and Specifications". The effective version shall be determined by the letting date of the project.

General Provisions & Supplemental Specifications

Supplemental Revisions to Missouri Standard Plans
For Highway Construction (if applicable)

These supplemental bidding documents contain all current revisions to the bound printed versions and have important legal consequences. It shall be conclusively presumed that they are in the bidder's possession, and they have been reviewed and used by the bidder in the preparation of any bid submitted on this project.

Please note that within the above-listed documents, the term "Commission" shall be replaced with the term, "City of Joplin", and the term "Engineer" is a reference to the Engineer of Record from OWN, Inc (formerly Anderson Engineering, Inc.).

The contracting authority for this contract is City of Joplin.

(3) PERIOD OF PERFORMANCE: If the bid is accepted, the bidder agrees that work shall be diligently prosecuted at such rate and in such manner as, in the judgment of the engineer, is necessary for the completion of the work within the time specified as follows in accordance with Sec 108:

Calendar Days: **200**
Completion Date: **November 15, 2025**

(4) LIQUIDATED DAMAGES: The bidder agrees that, should the bidder fail to complete the work in the time specified or such additional time as may be allowed by the engineer under the contract, the amount of liquidated damages to be recovered in accordance with Sec 108 shall be as follows:

Liquidated damages per day – **See Job Special Provisions**

(5) BID GUARANTY: The bidder shall submit a Bid Guaranty meeting the requirements of Section 102 of the Missouri Standard Specifications for Highway Construction (if applicable). A sample project bid bond form is included in the bid book. The bidder shall mark the box below to identify the type of Bid Guaranty.

☐ Paper Bid Bond
☐ Cashier's Check

(6) CERTIFICATIONS FOR FEDERAL JOBS: By signing and submitting this bid, the bidder makes the certifications appearing in Sec. 102.18.1 (regarding affirmative action and equal opportunity), Sec. 102.18.2 (regarding disbarment, eligibility,

indictments, convictions, or civil judgments), Sec. 102.18.3 (regarding anti-collusion), and Sec. 102.18.4 (regarding lobbying activities). Any necessary documentation is to accompany the bid submission, as required by these sections. As provided in Sec. 108.13, the contracting authority may terminate the contract for acts of misconduct, which includes but is not limited to fraud, dishonesty, and material misrepresentation or omission of fact within the bid submission.

(7) **ANTIDISCRIMINATION:** The Contracting Authority hereby notifies all bidders that it will affirmatively insure that in any contract entered into pursuant to this advertisement, businesses owned and controlled by socially and economically disadvantaged individuals will be afforded full opportunity to submit bids in response to this invitation and will not be discriminated against on the grounds of race, color, religion, creed, sex, age, ancestry, or national origin in consideration for an award.

(8) **FEDERAL AND STATE INSPECTION:** The Federal Government is participating in the cost of construction of this project. All applicable Federal laws, and the regulations made pursuant to such laws, shall be observed by the contractor, and the work will be subject to the inspection of the appropriate State or Federal Agency in the same manner as provided in Sec 105.10 of the Missouri Standard Specifications for Highway Construction with all revisions applicable to this bid and contract.

(9) **PREVAILING WAGE (STATE):** This contract requires payment of the prevailing hourly rate of wages for each craft or type of work required to execute the contract as determined by the Missouri Department of Labor and Industrial Relations and requires adherence to a schedule of minimum wages as determined by the United States Department of Labor. For work performed anywhere on this project, the contractor and the contractor's subcontractors shall pay the higher of these two applicable wage rates. The applicable state wage rates for this contract are detailed in "**Annual Wage Order No. 30**", that is attached to this bidding document. The applicable federal wage rates for this contract are the effective Davis-Bacon federal wage rates posted the tenth day before the bid opening date and are attached herein.

These supplemental bidding documents have important legal consequences. It shall be conclusively presumed that they are in the bidder's possession, and they have been reviewed and used by the bidder in the preparation of any bid submitted on this project.

(10) **WORKER ELIGIBILITY REQUIREMENTS:** Execution of the construction contract for this project is dependent upon the awarded bidder providing an Affidavit of Compliance AND E-Verify Memorandum-of-Understanding (MOU) between the bidder and Department of Homeland Security to the Contracting Authority as required by section 285.530 RSMo. The cover page and signature page of the E-Verify MOU and the Affidavit must be submitted prior to award of this contract.

A sample Affidavit of Compliance can be found at the Missouri Attorney General's website at the following link:

http://ago.mo.gov/forms/Affidavit_of_Compliance.pdf

All bidders must also be enrolled in the E-Verify Program and include their MOU prior to contract execution. Bidders who are not enrolled will need to go to the following website link and select "Enroll in the Program" to get started. After completing the program, they will receive their E-Verify MOU with the Department of Homeland Security. This document will need to be printed out and kept on file so that a copy can be attached to the Affidavit of Compliance.

http://www.dhs.gov/files/programs/gc_1185221678150.shtm

This requirement also applies to subcontractors and contract labor, but this contract only requires submittal of the verification documents for the prime contractor. It is the prime contractor's responsibility to verify the worker eligibility of their subcontractors in order to protect their own company from liability as required by section 285.530 RSMo.

(11) **OSHA TEN HOUR TRAINING REQUIREMENTS:** Missouri Law, 292.675 RSMO, requires any awarded contractor and its subcontractor(s) to provide a ten-hour Occupational Safety and Health Administration (OSHA) Construction Safety Program (or a similar program approved by the Missouri Department of Labor and Industrial Relations as a qualified substitute) for their on-site employees (laborers, workmen, drivers, equipment operators, and craftsmen) who have not previously completed such a program and are directly engaged in actual construction of the improvement (or working at a nearby or adjacent facility used for construction of the improvement). The awarded contractor and its subcontractor(s) shall require all such employees to complete this ten-hour program, pursuant to 292.675 RSMO, unless they hold documentation on their prior completion of said program. Penalties, for Non-Compliance include contractor forfeiture to the Contracting Authority in the amount of $2,500, plus $100 per contractor and subcontractor employee for each calendar day such employee is employed beyond the elapsed time period for required program completion under 292.675 RSMO.

(12) **BUY AMERICA REQUIREMENTS:** Construction contracts shall assure compliance with Section 165 of the Surface Transportation Assistance Act of 1982, Section 337 of the Surface Transportation and Uniform Relocation Assistance Act of 1987, 23 CFR 635.410, and the Bipartisan Infrastructure Law (2021) Build America, Buy America Act Publication L. No. 117-58 regarding Buy America provisions on the procurement of foreign products and materials. On all contracts involving Federal aid, all

products of iron, steel, or a coating of steel which are incorporated into the work must have been manufactured in the United States. Construction materials consisting primarily of non-ferrous metals, plastic and polymer-based products, glass, lumber, or drywall also require Buy America certification. Cement and cementitious materials; aggregates such as stone, sand, or gravel; or aggregate binding agents or additives are excluded from this requirement. In addition, manufactured products are currently exempted under the 1983 waiver from FHWA. The Contracting Authority may allow minimal amounts of these materials from foreign sources, provided the cost does not exceed 0.1 percent of the contract sum or $2,500, whichever is greater. The Contractor certifies that these materials are of domestic origin. Additional information regarding the "Buy America" requirements can be found at:

https://www.fhwa.dot.gov/construction/cqit/buyam.cfm

(13) **ADDENDUM ACKNOWLEDGEMENT**: The undersigned states that all addenda (if applicable) have been received, acknowledged and incorporated into their bid, prior to submittal. For paper bids, staple addenda to the bid in the appropriate part of the bid.

(14) **SIGNATURE AND IDENTITY OF BIDDER**: The undersigned states that the following provided information is correct and that (if not signing with the intention to bind themselves to become the responsible and sole bidder) they are the agent of, and they are signing and executing this, as the bid of

_____, which is the correct
LEGAL NAME as stated on the contractor questionnaire (if applicable).

a) The organization submitting this bid is a(n) (1) individual bidder, (2) partnership, (3) joint venturer (whether individuals or corporations, and whether doing business under a fictitious name), or (4) corporation. Indicate by marking the appropriate box below.

☐ sole individual ☐ partnership ☐ joint venture

☐ corporation, incorporated under laws of state of _____.

b) If the bidder is doing business under a fictitious name, indicate below by filling in the fictitious name

_____

Executed by bidder this _____ day of _____ 20___.

THE BIDDER CERTIFIES THAT THE BIDDER AND ITS OFFICIALS, AGENTS, AND EMPLOYEES HAVE NEITHER DIRECTLY NOR INDIRECTLY ENTERED INTO ANY AGREEMENT, PARTICIPATED IN ANY COLLUSION, OR OTHERWISE TAKEN ANY ACTION IN RESTRAINT OF FREE COMPETITIVE BIDDING IN CONNECTION WITH THIS BID, AND THAT THE BIDDER INTENDS TO PERFORM THE WORK WITH ITS OWN BONAFIDE EMPLOYEES AND SUBCONTRACTORS, AND DID NOT BID FOR THE BENEFIT OF ANOTHER CONTRACTOR.

THE BIDDER ACKNOWLEDGES THAT THIS IS AN UNSWORN DECLARATION, EXECUTED UNDER PENALTY OF PERJURY UNDER THE LAWS OF THE UNITED STATES AND/OR FALSE DECLARATION UNDER THE LAWS OF MISSOURI, AND ANY OTHER APPLICABLE STATE OR FEDERAL LAWS. THE FAILURE TO PROVIDE THIS CERTIFICATION IN THIS BID MAY MAKE THIS BID NON-RESPONSIVE, AND CAUSE IT TO BE REJECTED.

THE BIDDER CERTIFIES THAT THE BIDDER'S COMPANY KNOWINGLY EMPLOYS ONLY INDIVIDUALS WHO ARE AUTHORIZED TO WORK IN THE UNITED STATES IN ACCORDANCE WITH APPLICABLE FEDERAL AND STATE LAWS AND ALL PROVISIONS OF MISSOURI EXECUTIVE ORDER NO. 07-13 FOR CONTRACTS WITH THE CONTRACTING AUTHORITY.

☐ Check this box ONLY if the bidder REFUSES to make any or all of these certifications. The bidder may provide an explanation for the refusal(s) with this submittal.

_____
Signature of Bidder's Owner, Officer, Partner or Authorized Agent

_____
Please print or type name and title of person signing here

Attest:

_____
Secretary of Corporation (If Bidder is a Corporation)

Affix Corporate Seal (If Bidder is a Corporation)

NOTE: If bidder is doing business under a fictitious name, the bid shall be executed in the legal name of the individual, partners, joint ventures, or corporation, and registration of fictitious name filed with the secretary of state, as required by sections 417.200 to 417.230 RSMo. If the bidder is a corporation not organized under the laws of Missouri, it shall procure a certificate of authority to do business in Missouri, as required by section 351.572 et seq RSMo. A certified copy of such registration of fictitious name or certificate of authority to do business in Missouri shall be filed with the Missouri Highways and Transportation Commission, as required by the standard specifications.

(15) TRAINEES: By submitting this bid, the bidder certifies that the bidder is familiar with the Training Provision in the Missouri Highways and Transportation Commission's "General Provisions and Supplement Specifications" which are available on the Missouri Department of Transportation web page at www.modot.mo.gov under "Business with MoDOT" "Standards and Specifications". The number of trainee hours provided under this contract will be **0 slots** at 1000 hours per slot or **0 hours.**

(16) SUBCONTRACTOR DISCLOSURE: Requirements contained within Sec 102.7.8 of the Missouri Standard Specification for Highway Construction shall be waived for this contract.

(17) PROJECT AWARD: This project will be awarded to the lowest, responsive, responsible bidder.

(18) MATERIALS INSPECTIONS: All technicians who perform, or are required by the FHWA to witness, such sampling and testing shall be deemed as qualified by virtue of successfully completing the requirements of EPG 106.18 Technician Certification Program, for that specific technical area.

(19) PRIME CONTRACTOR REQUIREMENTS: The limitation in Sec 108.1.1 of the Missouri Standard Specifications for Highway Construction that "the contractor's organization shall perform work amounting to not less than 40 percent of the total contract cost" is waived for this contract. Instead, the less restrictive terms of the Federal Highway Administration's rule at Title 23 Code of Federal Regulations (CFR) § 635.116(a) shall apply, so that the contractor must perform project work with its own organization equal to and not less than 30 percent of the total original contract price. Second-tier subcontracting will not be permitted on this contract. All other provisions in Sec 108.1.1 et seq. of the Missouri Standard Specifications for Highway Construction shall remain in full force and effect and shall continue to govern the contractor and its subcontractors, in accordance with the provisions of Title 23 CFR § 635.116.

(20) SALES AND USE TAX EXEMPTION: City of Joplin, a tax-exempt entity, will furnish a Missouri Project Exemption Certificate as described in Section 144.062 RSMo to the awarded contractor who in turn may use the certificate to purchase materials for a specific project performed for the tax-exempt entity. Only the materials and supplies incorporated or consumed during the construction of the project are exempt. The certificate will be issued to the contractor for a specific project for a defined period of time.

(21) RETAINAGE: Retainage of contractor payment is not allowed to be automatically applied to projects as a matter of course and shall not be included in the bid proposal. However, the PS&E can state that in accordance with the Missouri Prompt Pay Act (34.057 RSMo), the owner may withhold payment for any of the following reasons, or as determined by the engineer.

- liquidated damages
- unsatisfactory job progress
- defective construction work or material not remedied
- disputed work
- failure to comply with any material provision of the contract
- third party claims filed or reasonable evidence that a claim will be filed
- failure to make timely payments for labor, equipment or materials
- damage to a contractor, subcontractor or material supplier
- reasonable evidence that a subcontractor or material supplier cannot be fully compensated under its contract with the contractor for the unpaid balance of the contract sum
- citation by the enforcing authority for acts of the contractor or subcontractor which do not comply with any material provision of the contract and which result in a violation of any federal, state or local law, regulation or ordinance applicable to that project causing additional costs or damages to the owner.

BID FORM

S6030(41)

S6030(41) 15TH STREET AND BL49 (RANGELINE ROAD)

CITY OF JOPLIN, MO

OWN
Engineering beyond.

ITEMIZED BID: The bidder should complete the following section in accordance with Sec 102.7.

The bidder proposes to furnish all labor, materials, equipment, services, etc.

required for the performance and completion of the work, as follows:

BID FORM

S6030(41) 15th Street and BL49 (Rangeline Road)

Line No.	Item No.	Description	Unit	Quantity	Unit Price	Extended Total
	ROADWAY					
10	2022010	REMOVAL OF IMPROVEMENTS	1	L.S.		
20	2035000	UNCLASSIFIED EXCAVATION	1246	C.Y.		
30	2036000 (1)	COMPACTING EMBANKMENT	68	C.Y.		
40	2037075	COMPACTING IN CUT	1.5	STA.		
50	2063000 (1)	CLASS 3 EXCAVATION	364	C.Y.		
60	2071000	LINEAR GRADING CLASS 1	0.6	STA.		
70	3040504 (1)	TYPE 5 AGGREGATE FOR BASE (4 IN. THICK)	946	S.Y.		
80	3040506	TYPE 5 AGGREGATE FOR BASE (6 IN. THICK)	1775	S.Y.		
90	4030404	"11 INCHES, ASPHALTIC CONCRETE PAVEMENT SP125C"	1349.7	S.Y.		
100	6081010	CONCRETE CURB RAMP	122.9	S.Y.		
110	6081012	TRUNCATED DOMES	150	S.F.		
120	6083008	8 IN. CONCRETE MEDIAN STRIP	82.7	S.Y.		
130	6085008	"PAVED APPROACH, 8 IN."	264.9	S.Y.		
140	6086004 (1)	"CONCRETE SIDEWALK, 4 IN."	558.9	S.Y.		
150	6091010	CONCRETE CURB (6 IN. HEIGHT AND UNDER) TYPE S	21	L.F.		
160	6091052 (1)	CURB AND GUTTER TYPE B	851	L.F.		
170	6143013	"MANHOLE FRAME AND COVER, TYPE 3"	6	EACH		
180	6149902	MISC. (STORM SEWER JUNCTION BOX 4x7)	1	EACH		
190	6161005	CONSTRUCTION SIGNS	832	S.F.		
200	6161008	ADVANCED WARNING RAIL SYSTEM	3	EACH		
210	6161025	CHANNELIZER (TRIM LINE)	199	EACH		
220	6161030	TYPE III MOVEABLE BARRICADE	34	EACH		
230	6161040	FLASHING ARROW PANEL	1	EACH		
240	6161099	"CHANGEABLE MESSAGE SIGN WITH COMMUNICATION INTERFACE, CONTRACTOR FURNISHED, CON	7	EACH		
250	6169902	MISC. (ADA COMPLIANT MOVEABLE BARRICADE)	6	EACH		
260	6181000	MOBILIZATION	1	L.S.		
270	6191000	PAVEMENT EDGE TREATMENT	398	L.F.		
280	6200015	"PREFORMED THERMOPLASTIC PAVEMENT MARKING, 24 IN. WHITE"	132	L.F.		
290	6200021	"PREFORMED THERMOPLASTIC PAVEMENT MARKING, LEFT/RIGHT ARROW"	8	EACH		
300	6200036	"PREFORMED THERMOPLASTIC PAVEMENT MARKING, 30 IN WHITE MIDBLOCK"	56	EACH		
310	6205902A	"6 IN. WHITE HIGH BUILD WATERBORNE PAVEMENT MARKING PAINT, TYPE L BEADS"	2348	L.F.		
320	6205906A	"12 IN. WHITE HIGH BUILD WATERBORNE PAVEMENT MARKING PAINT, TYPE P BEADS"	403	L.F.		
330	6206000C	"4 IN. WHITE STANDARD WATERBORNE PAVEMENT MARKING PAINT, TYPE P BEADS"	706	L.F.		
340	6206001C	"4 IN. YELLOW STANDARD WATERBORNE PAVEMENT MARKING PAINT, TYPE P BEADS"	930	L.F.		
350	6207001	PAVEMENT MARKING REMOVAL	2128	L.F.		
360	6207002	PAVEMENT MARKING REMOVAL (SYMBOLS)	2	EACH		
370	6274000	CONTRACTOR FURNISHED SURVEYING AND STAKING	1	L.S.		
380	7261018	18 IN. PIPE GROUP A	61	L.F.		
390	7261024 (1)	24 IN. PIPE GROUP A	339	L.F.		
400	7310048	PRECAST CONCRETE MANHOLE - 48 IN.	4	L.F.		
410	7311030	PRECAST CONCRETE DROP INLET 3 FT X 2 FT-6 IN.	12	L.F.		
420	7311053	PRECAST CONCRETE DROP INLET 5 FT X 3 FT	3	L.F.		
430	7320624A	24 IN. OR ALLOWED SUBSTITUTE GROUP A FLARED END SECTION	1	EACH		
440	8031000A	TURF TYPE TALL FESCUE SODDING	800	S.Y.		
450	8061005	ROCK DITCH CHECK	10	L.F.		
460	8061007A	CURB INLET CHECK	7	EACH		
470	8061016 (1)	SEDIMENT REMOVAL	13	C.Y.		
480	8061019	SILT FENCE	503	L.F.		
	LIGHTING ITEMS					
490	9011030	"LIGHTING POLE, 30 FT. OR 9.0 M, TYPE AT"	3	EACH		
500	9011112	"BRACKET ARM, 12 FT. OR 3.6 M"	3	EACH		
510	9011311	"LUMINAIRE, LED-A"	3	EACH		
520	9012230	BASE MOUNTED CONTROL STATION 240 VOLT - 4 CIRCUIT	1	EACH		
530	9013002	"CONDUIT, 2 IN. RIGID, IN TRENCH"	14	L.F.		
540	9013003	"CONDUIT, 3 IN. RIGID, IN TRENCH"	22	L.F.		
550	9014004	"CONDUIT, 4 IN. RIGID, PUSHED"	180	L.F.		
560	9015010	TRENCHING TYPE I	196	L.F.		
570	9016120	"PULL BOX, CONCRETE, STANDARD"	4	EACH		
580	9017008	"CABLE, 8 AWG 1 CONDUCTOR"	100	L.F.		
590	9017110	"CABLE, 10 AWG 1 CONDUCTOR, POLE AND BRACKET"	260	L.F.		
600	9017407	"CABLE-CONDUIT, 1 IN., 2 CONDUCTORS AND 1 BARE NEUTRAL, 8 AWG"	500	L.F.		
610	9018230	POLE FOUNDATION (30 FT. OR 9.0 M MOUNTING HEIGHT)	3	EACH		
620	9018613	"POWER SUPPLY ASSEMBLY, TYPE 2, 240/120 VOLT SERVICE, LIGHTING AND SIGNALS"	1	EACH		

	SIGNALS					
630	9020513	"SIGNAL HEAD, TYPE 3B"	10	EACH		
640	9020514	"SIGNAL HEAD, TYPE 4B"	2	EACH		
650	9020811	"SIGNAL HEAD, TYPE 1S, PEDESTRIAN"	8	EACH		
660	9020833	SH-FLAT SHEET - SIGNAL SIGN	54	S.F.		
670	9020834	"SIGNAL SIGN, MOUNTING HARDWARE"	6	EACH		
680	9022708	"POST, SIGNAL 8 FT. OR 2.4 M"	2	EACH		
690	9023225	"POST, TYPE C, 25 FT. ARM OR 7.6 M ARM"	1	EACH		
700	9023235	"POST, TYPE C, 35 FT. ARM OR 10.7 M ARM"	1	EACH		
710	9023240	"POST, TYPE C, 40 FT. ARM OR 12.2 M ARM"	1	EACH		
720	9023245	"POST, TYPE C, 45 FT. ARM OR 13.7 M ARM"	1	EACH		
730	9024921	"ACCESIBLE PEDESTRIAN SIGNAL"	8	EACH		
740	9024944	"DETECTOR, VEHICLE INDUCTION LOOP (2 CHANNEL - RACK MOUNTED)"	11	EACH		
750	9025020	"CONDUIT, 1 IN., LOOP DETECTOR WITH TRACER WIRE"	63	L.F.		
760	9025200	"CONDUIT, 2 IN., TRENCH WITH TRACER WIRE"	46	L.F.		
770	9025300	"CONDUIT, 3 IN., TRENCH WITH TRACER WIRE"	311	L.F.		
780	9025400	"CONDUIT, 4 IN., TRENCH WITH TRACER WIRE"	20	L.F.		
790	9027400	"CONDUIT, 4 IN., PUSHED WITH TRACER WIRE"	206	L.F.		
800	9028208	"CABLE, 8 AWG 1 CONDUCTOR, POWER"	120	L.F.		
810	9028308	"CABLE, 16 AWG 2 CONDUCTOR"	1320	L.F.		
820	9028310	"CABLE, 16 AWG 5 CONDUCTOR"	1330	L.F.		
830	9028311	"CABLE, 16 AWG 7 CONDUCTOR"	1690	L.F.		
840	9028500	"CABLE, LOOP DETECTOR, IN DUCT"	2820	L.F.		
850	9028510	"CABLE, LOOP DETECTOR, LEAD-IN"	1500	L.F.		
860	9028811	"PULL BOX, PREFORMED CLASS 2"	4	EACH		
870	9028816	"PULL BOX, PREFORMED CLASS 5"	1	EACH		
880	9028821	"PULL BOX, CONCRETE, DOUBLE, TYPE A"	1	EACH		
890	9029100	"BASE, CONCRETE"	13.1	C.Y.		
900	9029902	MISC. (SIGNAL CONTROLLER AND CABINET)	1	EACH		
	SIGNING ITEMS					
910	9031280	2.5 IN. PSST POST - 12 GA.	144	L.F.		
920	9031281A	DRIVEN POST ANCHOR FOR 2.5 IN. PSST - 7 GA.	9	EACH		
930	9035004A	SH-FLAT SHEET	85	S.F.		
940	9039902	MISC. (RELOCATE AND REMOUNT EXISTING SIGN ON NEW PSST)	5	EACH		
	CITY OF JOPLIN					
950	2022010	REMOVAL OF IMPROVEMENTS	1	L.S.		
960	2035000 (1)	UNCLASSIFIED EXCAVATION	2034	C.Y.		
970	2036000	COMPACTING EMBANKMENT	64	C.Y.		
980	2037075 (1)	COMPACTING IN CUT	5	STA.		
990	2063000	CLASS 3 EXCAVATION	372	C.Y.		
1000	2071000 (1)	LINEAR GRADING CLASS 1	1.4	STA.		
1010	3040504	TYPE 5 AGGREGATE FOR BASE (4 IN. THICK)	1021	S.Y.		
1020	3040506 (1)	TYPE 5 AGGREGATE FOR BASE (6 IN. THICK)	207	S.Y.		
1030	3109905	MISC. (8 INCH CRUSHED STONE BASE)	2140.7	S.Y.		
1040	4019905	MISC. (ASPHALTIC CONCRETE BASE, 4-INCH)	2140.7	S.Y.		
1050	4019905 (1)	MISC. (ASPHALTIC CONCRETE SURFACE, 2-INCH)	2140.7	S.Y.		
1060	6081010 (1)	CONCRETE CURB RAMP	79.6	S.Y.		
1070	6085008 (1)	"PAVED APPROACH, 8 IN."	560.8	S.Y.		
1080	6086004	"CONCRETE SIDEWALK, 4 IN."	380.8	S.Y.		
1090	6091010 (1)	CONCRETE CURB (6 IN. HEIGHT AND UNDER) TYPE S	159	L.F.		
1100	6091052	CURB AND GUTTER TYPE B	202	L.F.		
1110	6099903	MISC. (CURB AND GUTTER TYPE C)	380	L.F.		
1120	6143013 (1)	"MANHOLE FRAME AND COVER, TYPE 3"	4	EACH		
1130	6200021 (1)	"PREFORMED THERMOPLASTIC PAVEMENT MARKING, LEFT/RIGHT ARROW"	3	EACH		
1140	6206000C (1)	"4 IN. WHITE STANDARD WATERBORNE PAVEMENT MARKING PAINT, TYPE P BEADS"	150	L.F.		
1150	6206001C	"4 IN. YELLOW STANDARD WATERBORNE PAVEMENT MARKING PAINT, TYPE P BEADS"	1260	L.F.		
1160	6206125A	"24 IN. YELLOW STANDARD WATERBORNE PAVEMENT MARKING PAINT, TYPE P BEADS"	26	L.F.		
1170	7261018 (1)	18 IN. PIPE GROUP A	217	L.F.		
1180	7261024	24 IN. PIPE GROUP A	202	L.F.		
1190	7311030 (1)	PRECAST CONCRETE DROP INLET 3 FT X 2 FT-6 IN.	19	L.F.		
1200	8061007A (1)	CURB INLET CHECK	8	EACH		
1210	8061016	SEDIMENT REMOVAL	8	C.Y.		
		TOTAL COST OF BID				$

Bidder assures and acknowledges that each unit or lump sum bid price includes the cost of all adjacent, incidental, related, and companion items which are shown on the drawings, called for in the specifications, or otherwise necessary to provide a complete and functional installation.

The OWNER reserves the right to increase, decrease, or delete from the Project quantities of work at the Unit Bid Price or Lump Sum Price in order to bring the total contract price to the budgeted project expenditures.

BID BOND

KNOW ALL PERSONS BY THESE PRESENTS, that we _____

as principal and _____

as surety, are held and firmly bound unto the City of Joplin in the penal sum of _____ Dollars ($) to be paid to the City to be credited to the state road fund, the principal and surety binding themselves, their heirs, executors, administrators, successors, and assigns, jointly and severally, firmly by these presents.

Sealed with our seals and dated this _____

THE CONDITION OF THIS OBLIGATION is such that

WHEREAS the principal is submitting herewith a bid to the City on route(s)

Business Loop 49, Missouri

in Jasper County(ies),

project (s) **S6030(41) Rangeline Road and 15th Street** for construction or improvement of state highway as set out in said bid;

NOW THEREFORE, if the City shall accept the bid of the principal and if the principal shall properly execute and deliver to the City the contract, contract bond, and evidence of insurance coverage in compliance with the requirements of the bid, the specifications, and the provisions of section 227.100 RSMo, to the satisfaction of the City, then this obligation shall be void and of no effect, otherwise to remain in full force and effect.

In the event the said principal shall, in the judgment of the City, fail to comply with any requirement as set forth in the preceding paragraph, then the state of Missouri, acting by and through the City, shall immediately and forthwith be entitled to recover the full penal sum above set out, together with court costs, attorney's fees, and any other expense of recovery.

The principal and surety hereby certify that the document is the original or a verbatim copy of the bid bond form furnished by the City, in accordance with Sec 102.9 of the Missouri Standard Specifications for Highway Construction.

_____
Principal

SEAL By_____
Signature

_____
Surety

SEAL By_____
Signature of Attorney in Fact

NOTE: This bond must be executed by the principal, and by a corporate surety authorized to conduct surety business in the State of Missouri.

DBE Submittal Forms

(6) **DBE Submittal Forms:** This form must be submitted by 4 p.m. three (3) business days after bid opening.

(A) DBE Contract Goal: By submitting this bid, the bidder certifies that the bidder is familiar with the DBE Program Requirements in this contract. The contract DBE goal for the amount of work to be awarded is 6 % of the total federal project price. The bidder shall also complete the DBE Submittal Form in accordance with the program requirements.

(B) DBE Participation: The bidder certifies that it will utilize DBE's as follows:

_____% OF TOTAL FEDERAL CONTRACT

NOTE: Bidder must fill in the above blank. If no percentage is specified, the bidder certifies that it agrees to, and will comply with the contract goal. If a percentage below the contract goal is specified, then the bidder must submit complete documentation of good faith efforts to meet the DBE contract goal, immediately below.

(C) Certification of Good Faith Efforts to Obtain DBE Participation: By submitting its signed bid, the bidder certifies under penalty of perjury and other provisions of law, that the bidder took each of the following steps to try to obtain sufficient DBE participation to achieve the City's proposed DBE Contract Goal: (Attach additional sheets if necessary).

Form ECR-101 (Rev. 05/2020)

DBE Identification Submittal Form
(For Local Program Agency (LPA) Projects)

Job Number:S6030(41)

Route: Business Loop 49 County: Jasper

Prime Contractor: **Contract Amount:**

Identification of Participating DBE's: Provide the requested information below for each DBE participating on the project. Submit this information with your bid or to no later than 4:00 p.m. on the 3rd working day after the bid opening. Fax or e-mail transmittal is permitted. The fax number is and the e-mail address for submittal is . Contact MoDOT's External Civil Rights Division (ECR) at (573) 526-2978 for questions and assistance on completion. **This page of this document must be received for each DBE utilized on the project.**

All information must be provided.

If awarded the contract for this project, the undersigned will use the following DBE to perform or furnish the work, supplies, and/or services as shown below:

DBE Name: **Address:**

(A) Line No.	(B) Dollar Value of DBE Work** (Unit Price x Quantity of the Item in (A), or Lump Sum)	(C) Dollar value applicable to DBE Goal** (100%, 60%)	(D) Dollar amount applicable to DBE Goal (B x C)	(E) Percent of total contract amount for line item (D / total contract amount)	Add or Remove Lines	
					-	+
					-	+
					-	+
					-	+
					-	+
					-	+
					-	+
					-	+
					-	+
					-	+
		DBE Total:		Total %		

**Cannot exceed contract amount for given item of work
Trucking services credited at 100% if the DBE owns the trucks or is leasing from a DBE firm
Allowed amount of participation will be in accordance with 49 CFR Part 26.
Brokered services will only receive credit for fees.

Respectfully submitted:

Company Name (Prime Contractor)

Name / Title

Signed (Prime Contractor)

Instructions for Completing the
DBE Identification Submittal Form
(For Local Program Agency (LPA) Projects)
(ECR-101)

Submit this form with your bid or as outlined on front of page no later than 4:00 p.m. on the 3rd working day after the bid opening. Only DBE's listed on MoDOT's Missouri Regional Certification Committee (**MRCC**) directory may be used towards obtaining the DBE goal on the project. DBE firm must be certified with the appropriate North American Industrial Classification
System (**NAICS**) code for the type of work being utilized to perform. The MRCC directory is available at the following link under the MRCC Directory tab: HTTP://www.modot.org/welcome-external-civil-rights

(A) Insert Bid Line Item in the same order as it appears in the bid document.

(B) Insert the result from multiplying the unit price for the bid line item by the quantities listed in column (A); a lump sum, if applicable, may also be inserted.

(C) Insert the percentage of column (B) that the DBE will perform. If the DBE is a supplier as that term is defined in 49 CFR Part 26.55, then only 60% of the value in column (B) can be applied towards the contract specific goal. If the DBE is furnishing and installing the line item, then 100% of the value can be applied.

(D) Insert the result from dividing columns (B) and (C).

(E) Insert the result from dividing column (D) from the total bid line item amount.

DISADVANTAGED BUSINESS ENTERPRISE (DBE) PROGRAM REQUIREMENTS FOR LOCAL PROGRAMS

1.0 Program Applicability. The subsequent sections will apply only to contracts involving U.S. Department of Transportation (USDOT) federal-aid or federal funded participation. Federal-aid or federal funded participation includes, but is not limited to, any funds directly or indirectly received by MoDOT, or authorized for distribution to or through MoDOT, by the USDOT or any operating administration within the USDOT. These provisions will not apply to contracts funded exclusively with state funds, or state and local funds. Any contractor, subcontractor, supplier, DBE firm, and contract surety involved in the performance of a federal-aid contract shall be aware of and fully understand the terms and conditions of the USDOT DBE Program, as the terms appear in Title 49 CFR Part 26 (as amended), the USDOT DBE Program regulations; Title 7 CSR Division 10, Chapter 8 (as amended), and the Commission's DBE Program rules.

2.0 DBE Program Distinguished From Other Affirmative Action Programs. The USDOT DBE Program established by the U.S. Congress is not the same as, and does not involve or utilize, any of the elements or authority of other state or local affirmative action programs, nor does the program rely upon state legislation or gubernatorial executive orders for implementation or authorization, other than the general authority given the Commission in Section 226.150, RSMo. The USDOT DBE Program is implemented by the Commission and MoDOT, through and in conjunction with the FHWA, FTA and FAA, as a "recipient" defined in Title 49 CFR 26.5.

3.0 Policy Regarding DBE Firms. It is the policy of the U. S. Department of Transportation and MoDOT that businesses owned by socially and economically disadvantaged individuals have an opportunity to participate in the performance of contracts funded in whole or in part with federal funds. Consequently, the requirements of 49 CFR Part 26 (as amended) and the Commission's implementing state regulations in Title 7 CSR Division 10, Chapter 8, "Disadvantaged Business Enterprise Program", will apply to any contract funded in whole or part with federal funds.

4.0 Opportunity for DBEs to Participate. Each contractor, subcontractor and supplier working on a contract funded in whole or in part with federal funds shall take all necessary and reasonable steps to ensure that DBEs have an opportunity to compete for and participate in performance on project contracts and subcontracts in which a DBE goal is established.

5.0 Required Contract Provision. The federal-aid contract will include the following provision, as mandated by USDOT at Title 49 CFR 26.13(b):

(a) The contractor, subrecipient or subcontractor shall not discriminate based on race, color, national origin, or gender in the performance of the contract. The contractor shall carry out applicable requirements of 49 CFR Part 26 in the award and administration of USDOT-assisted contracts. Failure by the contractor to carry out these requirements is a material breach of the contract, which may result in the termination of the contract or such other remedy, as the recipient deems appropriate.

In this provision, "contractor" will be defined as the contractor on the contract; sub-contractor, or material supplier performing the work on or for the project. For the purposes of any federal-aid contract awarded by the Local Public Agency (LPA), they will be designated as "the recipient". The contractor shall include this same contract provision in every supply contract or subcontract the contractor makes or executes.

6.0 DBE Program Information. DBE Program information may be obtained from the MoDOT External Civil Rights Division, 105 W. Capitol Avenue, P.O. Box 270, Jefferson City, Missouri 65102-0270. Phone (573) 751-7801, Fax (573) 526-0558, E-Mail: dbe@modot.mo.gov. It will be the duty of each contractor, and for the contractor's subcontractors to take the steps necessary to determine the legal obligations and limitations under the DBE Program, as an element of responsibility. It will be the duty of each certified DBE firm to know, understand and comply with the DBE firm's legal obligations and limitations under the DBE Program, as a requirement of program participation.

7.0 DBE Certification, and the Missouri Unified Certification Program. MoDOT and other certifying agencies within Missouri have partnered to form the Missouri Regional Certification Committee (MRCC) and developed a Unified Certification Program (UCP) pursuant to 49 CFR 26.81 and 7 CSR 10-8.061. Only DBE firms certified by the MRCC are eligible to perform work on a federal-aid contract for DBE contract goal credit. It is the contractor's responsibility to ensure firms identified for participation are approved certified DBE firms.
The MRCC DBE Directory can be found at the following link: https://www.modot.org/welcome-external-civil-rights

8.0 DBE Program-Related Certifications Made By Bidders and Contractors. If the bidder makes a written, express disclaimer of one or more certifications or assurances in the bid, the bid will be considered non-responsive. By submitting a bid on any project involving USDOT federal financial participation, and by entering into any contract on the basis of that bid, the contractor makes each of the following DBE Program-related certifications and assurances to USDOT, to the Commission, to MoDOT, and to the LPA:

(a) The bidder certifies that management and bidding officers have reviewed and understand the bidding and project construction and administration obligations of the USDOT DBE Program regulations at Title 49 CFR Part 26 (as amended), , and the Commission's DBE Program rules at Title 7 CSR Division 10, Chapter 8 (as amended).

(b) The bidder agrees to ensure that certified DBE firms have a full and fair opportunity to participate in the performance of the contract financed in whole or in part with federal funds. The bidder certifies that all necessary and reasonable steps were taken to ensure that DBE firms have an opportunity to compete for, and perform work on the contract. The bidder further certifies that the bidder not discriminate on the basis of race, color, age, national origin or gender in the performance of the contract, or in the award of any subcontract.

(c) The bidder certifies that if awarded the federal-aid contract, the contractor will make a good faith effort to utilize certified DBE firms committed to with the awarded contract.

(d) The bidder certifies, that if awarded the federal-aid contract with less than the original DBE contract goal proposed by the Commission in the bid documents, as a result of an approved good faith effort, the revised lower amount shall become the final DBE goal, and that goal will be used to determine any liquidated damages to be assessed at the completion of the project.

(e) The bidder understands and agrees that if awarded the contract the contractor is legally responsible to ensure that the contractor and each DBE, comply fully with all regulatory and contractual requirements of the USDOT DBE Program, and that each DBE firm participating in the contract fully perform the designated tasks, with the DBE's own forces and equipment, under the DBE's own direct supervision and management. The bidder certifies that if awarded the contract and if MoDOT or the Commission determine that the contractor, a DBE or any other firm retained by the contractor has failed

to comply with the DBE Program requirements or federal or state DBE Program regulations, the Commission, through MoDOT, shall have the sole authority and discretion to determine the extent of the monetary value to which the DBE contract goals have not been met at the project completion, and to assess against and withhold monetary damages from the contractor up to the full amount of that breach. The bidder further understands and agrees that this clause authorizes the Commission, through MoDOT, to determine and fix the extent of the damages caused by a breach of any contractual or regulatory DBE Program requirement and that the damage assessment will be enforced in addition to, and not in lieu of, any other general liquidated damages clause in the contract. By submitting a bid for a federal-aid contract, the bidder irrevocably agrees to such an assessment of liquidated damages for DBE Program purposes, and authorizes the Commission and MoDOT to make such an assessment of liquidated damages against the contractor, and to collect that assessment from any sums due the contractor under the contract, or any other contract, or by other legal process. The bidder makes this certification, agreement and authorization on behalf of itself, for each federal-aid contract.

9.0 Designation of DBE firms to perform on contract. The bidder states and certifies that the DBE participation information submitted in the bid or within the contract designated time is true, correct and complete and that the information provided includes the names of all DBE firms that will participate in the contract, the specific line item (s) that each DBE firm will perform or partially perform, and the creditable dollar amounts of the participation of each DBE. The specific line item must reference the bid line number and item number contained in the proposal. The bidder further states and certifies that the bidder has committed to use each DBE firm listed for the work shown to meet the DBE contract goal and that each DBE firm listed has clearly confirmed to the bidder that the DBE firm will participate in and perform the work, with the DBE's own forces.

(a) The bidder certifies the bidder's understanding that as the contractor on a contract funded in whole or in part by USDOT federal funds, the bidder may not unilaterally terminate, substitute for, or replace any DBE firm that was designated in the executed contract, in whole or in any part, with another DBE, any non-DBE firm or with the contractor's own forces or those of an affiliate, without the prior written consent of MoDOT. The bidder understands it must receive approval in writing from MoDOT for the termination of a DBE firm, or the substitution or replacement of a DBE before any substitute or replacement firm may begin work on the project in lieu of the DBE firm participation information listed in the executed contract. Unless MoDOT's written consent is provided as outlined above, the bidder shall not be entitled to any payment of work or material unless it is performed or supplied by the listed DBE.

(1) The bidder further certifies understanding, that if a DBE firm listed in the bid or approved in the executed contract documents ceases to be a certified DBE firm, at any time during the performance of the contract work, and a contract or subcontract with that firm has not yet been executed by the prime and subcontractor, the contractor can not count any work performed by that firm after the date of the firm's loss of eligibility toward meeting the DBE contract goal. The contractor can pursue efforts to replace the work planned with the decertified firm, with other certified DBEs, in coordination with MoDOT's External Civil Rights Division. However, if the contractor has executed a subcontract with the firm before the DBE lost eligibility and ceased to be a certified DBE, the contractor may continue to receive credit toward the DBE contract goal for that firm's work.

(2) The bidder further certifies the bidder's understanding, that the dollar value of any work completed by a DBE firm prior to approval of the DBE's substitution or replacement, in writing, by MoDOT will not be credited toward meeting the DBE contract goal. No credit toward the DBE goal will be given for any amount withheld from payment to the DBE or "back charged" against monies owed to the DBE, regardless of the purpose or asserted debt.

10.0 Contract Goal, Good Faith Efforts Specified. The bidder may submit the completed "DBE Identification Submittal" information in the bid documents at the same time as, and within the sealed bid, at the time the bid is submitted. However, if that information is not completed and submitted with the initial sealed bid, then as a matter of responsiveness and responsibility, all bidders shall file the completed "DBE Identification Submittal" pages to the Local Agency on or before 4:00 p.m. of the third business day after the bid opening date. The Local Agency may permit telefax transmittal. No extension of time will be allowed for any reason. The means of transmittal and the risk of timely receipt of the information shall be the bidder's.

10.1 Good Faith Effort Submittal. If the bidder is not able to meet the Commission's DBE contract goal, the bidder has the opportunity to submit with and as a part of the bid, a true, accurate, complete and detailed written explanation of good faith efforts taken to meet the DBE Contract Goal established in the bid documents. The bidder shall use the "DBE Identification Submittal" sheets for any DBE participation that will be committed towards the goal and an explanation, with any supporting documentation, for the inability to meet the full goal established on the contract. Any Good Faith efforts shall be submitted as part of the bid or within the three business days after the bid opening.

10.2 Bidders Good Faith Efforts Described. MoDOT will consider the quality, quantity, and intensity of the different kinds of efforts that the bidder has made based upon 49 CFR Appendix A to Part 26 and the following additional efforts:

(a) Providing documentation on any and all past GFE activities for review.
(b) Past project DBE performance utilization.
(c) Race neutral methods utilized on completed projects.

All good faith efforts are evaluated on a case-by-case basis whereas any of the numerous good faith elements listed individually or collectively is not a guarantee of approval.

10.3 Administrative Reconsideration of the Bidder's Good Faith Efforts Made as a Part of the Bid Submittal. If MoDOT determines that the apparent low bidder has failed to adequately document in the bid that the bidder made a good faith effort to achieve sufficient DBE participation in the contract work, that firm will be offered the opportunity for administrative reconsideration upon written request, before MoDOT and the Commission reject that bid as non-responsive.

10.4 Forfeiture of Bid Bond possible when: The failure of either the apparent low bidder to file the completed and executed "DBE Identification Submittal", listing actual, committed DBE participation equal to or greater than the DBE contract goal percentage specified in the bid by 4:00 p.m. on the third business day after the bid opening, will be cause for rejection of that bid. In addition, the bid surety bond or bid guaranty of the apparent low bidder will be forfeited to and become the property of the Local Agency upon demand, only if the contract is awarded

(a) Any bidder rejected for failure to submit the completed and executed "DBE Identification Submittal" information in the bidding documents, with full documentation of sufficient DBE participation to satisfy the DBE contract goal cannot submit a bid on the same, or substantially similar, project, when and if the project is re-advertised for bids. By submitting a bid on a federal-aid project, the bidder accepts and agrees to these provisions, and the disposition of the bidders bid bond or guaranty, upon demand by the Local Agency.

(b) The surety separately acknowledges the surety to be held and firmly bound to the Local Agency to immediately upon demand pay the face amount of the bid bond.

11.0 DBE Participation for Contract Goal Credit. In addition to participation outlined by 49 CFR part 26, the following shall apply:

In addition to allowances provided for in the Federal Regulations, a bidder may count toward the DBE contract goal the following expenditures to certified DBE firms that are not "regular dealers" or "manufacturers" for DBE program purposes:

(1) A bidder may count toward the DBE contract goal 100 percent of the fees paid to a certified DBE trucker or hauler for delivery of material and supplies required on a job site, but not for the cost of those materials or supplies themselves, or for the removal or relocation of excess material from or at the job site, when the DBE certified trucking company is not also the manufacturer of or a regular dealer in those material and supplies, provided that the trucking or hauling fee is determined by MoDOT to be reasonable as compared with fees customarily charged by non-DBE firms for similar services. The certified DBE trucking firm shall also perform a CUF on the project and not operate merely as a pass through for the purposes of gaining credit toward the contract DBE goal. Prior to submitting a bid, the bidder shall determine, whether a DBE trucking firm will meet the criteria for performing a CUF on the project.

(2) The bidder will receive DBE contract goal credit for the fees or commissions charged by and paid to a DBE broker who arranges or expedites sales, leases or other project work or service arrangements, provided that those fees are determined by MoDOT to be reasonable and not excessive, as compared with fees customarily charged by non-DBE firms for similar services. A broker will be defined as a person or firm that does not own or operate the delivery equipment necessary to transport materials, supplies or equipment to or from a job site. In most instances, the broker is merely the entity making arrangements for delivery of material, supplies, equipment, or arranging project services. To receive DBE contract goal credit, MoDOT must determine that the DBE broker has performed a CUF in providing the contract work or service.

12.0 DBE Required to Perform a Commercially Useful Function (CUF). The DBE CUF requirements are stated in 49 CFR Part 26, (26.55). Any questions or further information needed for CUF determinations should be directed to MoDOT's External Civil Rights Division.

12.1 Quality Control (QC) and Quality Assurance (QA) Reviews. The prime contractor shall monitor their planned DBE project usage for CUF compliance and provide MoDOT information for areas of concern for further evaluation. MoDOT will perform a QA review, or compliance review, for DBE CUF and project documentation retained by the contractor through project completion. The contractor shall maintain all DBE related information it has received, documented and provided to MoDOT for a period of three years beyond the date of final inspection. MoDOT's determination that a DBE's participation may not count toward the project goal, or good faith effort level approved will be subject to administrative reconsideration.

12.2 MoDOT Makes Final Determination On Whether a CUF Is Performed. MoDOT will have the final authority to determine whether a DBE firm has performed a CUF on a federal-aid contract.

13.0 Verification of DBE Participation at project completion. (Assessment of Liquidated Damages Possible)

13.1 Prior to final payment by the Local Agency$_{18}$the contractor shall file with the Local Agency a detailed list showing each DBE used on the contract work, and the work performed by each DBE. The

list shall show the actual dollar amount paid to each DBE for the creditable work on the contract, less any rebates, kickbacks, deductions, withholdings or other repayments made. The list shall be certified under penalty of perjury, or other law, to be accurate and complete. MoDOT and the Commission will use this certification and other information available to determine if the contractor and the contractor's DBEs satisfied the DBE contract goal percentage specified in the contract and the extent to which the DBEs were fully paid for that work. The contractor shall acknowledge, by the act of filing the detailed list, that the information is supplied to obtain payment regarding a federal participation contract.

13.2 Failure on the part of the contractor to achieve the DBE participation to which the contractor committed in the contract may result in liquidated damages being imposed on the contractor by the Commission for breach of contract and for non-compliance. If the contract was awarded with less than the original DBE contract goal proposed by the Commission, the revised lower amount became the final DBE contract goal, and that goal will be used to determine any liquidated damages to be assessed. Additionally, the Commission or MoDOT may impose any other administrative sanctions or remedies available at law or provided by the contract in the event of breach by the contractor by failing to satisfy the contractor's DBE contract goal commitment. The contractor will be offered the opportunity for administrative reconsideration of any assessment of liquidated damages determined at the project completion, upon written request. The administrative reconsideration officer may consider all facts presented, including the legitimacy or business reason for back charges assessed against a DBE firm, in determining the final amount of liquidated damages.

14.0 Miscellaneous DBE Program Requirements. In accordance with Title 49 CFR Part 26 and the Commission's DBE Program rules in Title 7 CSR Division 10, Chapter 8, the contractor, for both the contractor and for the contractor's subcontractors and suppliers, whether DBE firms or not, shall commit to comply fully with the auditing, record keeping, confidentiality, cooperation and anti-intimidation or retaliation provisions contained in those federal and state DBE Program regulations. By bidding on a federal-aid contract, and by accepting and executing that contract, the contractor agrees to assume these contractual obligations, and to bind the contractor's subrecipients contractually, at the contractor's expense.

15.0 Data Collection from Bidders for DBE and Non-DBE Subcontractors, Suppliers, Manufacturers and/or Brokering used and not used in bids during the reporting period. MoDOT is a recipient of federal funds and is required by 49 CFR 26.11, to provide data about its DBE program. The information shall consist of all subcontractor quoting received for actual use and of consideration by the prime bidder. MoDOT will be requesting this information from bidding prime contractors and will provide prime bidders a form to submit the data by the last day of each month for the current letting. The information shall only include the names of both DBE and non-DBE companies that the prime bidders received quotes. MoDOT will then contact the DBEs and non-DBE subcontractors and request additional information from DBE and non-DBE subcontractors including current year of gross receipts and number of years in business. The information provided by the prime bidders shall not include any bid quote pricing regardless if it was used or not. This information will aid MoDOT in the determination of the availability of DBEs and will be used in subsequent availability studies.

JOB SPECIAL PROVISIONS TABLE OF CONTENTS (ROADWAY)

(Job Special Provisions shall prevail over General Special Provisions whenever in conflict therewith.)

A.	General - Federal JSP-09-02J	1
B.	Contract Liquidated Damages JSP-13-01C	1
C.	Work Zone Traffic Management JSP-02-06N	2
D.	Emergency Provisions and Incident Management SW	5
E.	Project Contact for Contractor/Bidder Questions JSP-96-05	6
F.	Liquidated Damages Specified JSP-93-28	6
G.	Liquidated Damages for Winter Months JSP-04-17A	7
H.	Supplemental Revisions JSP-18-01AB	7
I.	ADA Compliance and Final Acceptance of Constructed Facilities JSP-10-01C	17
J.	Contractor Quality Control NJSP-15-42	18
K.	Disposition of Existing Signal/Lighting and Network Equipment	20
L.	Notice to Bidders of Funding by Third Party JSP-18-02A	21
M.	Utilities JSP-93-26F	21
N.	Damage to Existing Pavement, Shoulders, Side Roads, and Entrances	23
O.	Permanent Pavement Marking - SW	23
P.	Contractor Furnished Surveying and Staking - SW	24
Q.	Access to Commercial Properties	24
R.	Sodding and Fertilizing	25
S.	ADA Compliant Moveable Barricades	25
T.	Curb Ramps And Sidewalk	26
U.	ADA Material Testing Frequency Modifications JSP-23-01	27
V.	Crushed Stone Base, 8 INCH	27
W.	Asphaltic Concrete Base, 4-INCH	27
X.	Asphaltic Concrete Surface, 2-INCH	28
Y.	Type C Curb and Gutter	28
Z.	Storm Sewer Junction Box, 4' x 7'	28
AA.	Relocate and Remount Existing Sign on New PSST Post	29
BB.	Audible Pedestrian Pushbuttons & Signing	29
CC.	Signal Controller & Cabinet	31
DD.	Loop Detectors	31
EE.	Signal Detection Disconnection	32
FF.	Signal Base Removal	32

STATE OF MISSOURI SEAN L. MATLOCK NUMBER E-27133 PROFESSIONAL ENGINEER THIS SHEET HAS BEEN SIGNED, SEALED AND DATED ELECTRONICALLY.	**CITY OF JOPLIN, MISSOURI** 602 S. Main Street Joplin, MO 64801 Phone 1-417-624-0820
	OWN, Inc. *2215 Fairlawn Drive* *Carthage, MO 64836* Certificate of Authority: 000062 Consultant Phone: 417-358-9551
	If a seal is present on this sheet, JSP's have been electronically sealed and dated.
	JOB NUMBER: J7S3430 JASPER COUNTY, MO DATE PREPARED: 2/23/2024
	ADDENDUM DATE:
Only the following items of the Job Special Provisions (Roadway) are authenticated by this seal: All	

JOB
SPECIAL PROVISION

A. General - Federal JSP-09-02J

1.0 Description. The Federal Government is participating in the cost of construction of this project. All applicable Federal laws, and the regulations made pursuant to such laws, shall be observed by the contractor, and the work will be subject to the inspection of the appropriate Federal Agency in the same manner as provided in Sec 105.10 of the Missouri Standard Specifications for Highway Construction with all revisions applicable to this bid and contract.

1.1 This contract requires payment of the prevailing hourly rate of wages for each craft or type of work required to execute the contract as determined by the Missouri Department of Labor and Industrial Relations and requires adherence to a schedule of minimum wages as determined by the United States Department of Labor. For work performed anywhere on this project, the contractor and the contractor's subcontractors shall pay the higher of these two applicable wage rates. State Wage Rates, Information on the Required Federal Aid Provisions, and the current Federal Wage Rates are available on the Missouri Department of Transportation web page at www.modot.org under "Doing Business with MoDOT", "Contractor Resources". Effective Wage Rates will be posted 10 days prior to the applicable bid opening. These supplemental bidding documents have important legal consequences. It shall be conclusively presumed that they are in the bidder's possession, and they have been reviewed and used by the bidder in the preparation of any bid submitted on this project.

1.2 The following documents are available on the Missouri Department of Transportation web page at www.modot.org under "Doing Business with MoDOT"; "Standards and Specifications". The effective version shall be determined by the letting date of the project.

General Provisions & Supplemental Specifications

Supplemental Plans to July 2023 Missouri Standard Plans
For Highway Construction

These supplemental bidding documents contain all current revisions to the published versions and have important legal consequences. It shall be conclusively presumed that they are in the bidder's possession, and they have been reviewed and used by the bidder in the preparation of any bid submitted on this project.

B. Contract Liquidated Damages JSP-13-01C

1.0 Description. Liquidated Damages for failure or delay in completing the work on time for this contract shall be in accordance with Sec 108.8. The liquidated damages include separate amounts for road user costs and contract administrative costs incurred by the Commission.

2.0 Period of Performance. Prosecution of work is expected to begin on the date specified below in accordance with Sec 108.2. Regardless of when the work is begun on this contract, all work shall be completed on or before the date specified below. Completion by this date shall be in accordance with the requirements of Sec 108.7.1.

Notice to Proceed: May 13, 2024
Completion Date: December 15, 2024

2.1 Calendar Days. The count of calendar days will begin on the date the contractor starts any construction operations on the project.

Job Number	Calendar Days	Daily Road User Cost
J7S3430	200	$5400

3.0 Liquidated Damages for Contract Administrative Costs. Should the contractor fail to complete the work on or before the completion date specified in Section 2.0, or within the number of calendar days specified in Section 2.1, whichever occurs first, the contractor will be charged contract administrative liquidated damages in accordance with Sec 108.8 in the amount of **$750** per calendar day for each calendar day, or partial day thereof, that the work is not fully completed. For projects in combination, these damages will be charged in full for failure to complete one or more projects within the above specified completion date or calendar days.

4.0 Liquidated Damages for Road User Costs. Should the contractor fail to complete the work on or before the completion date specified in Section 2.0, or within the number of calendar days specified in Section 2.1, whichever occurs first, the contractor will be charged road user costs in accordance with Sec 108.8 in the amount specified in Section 2.1 for each calendar day, or partial day thereof, that the work is not fully completed. These damages are in addition to the contract administrative damages and any other damages as specified elsewhere in this contract.

C. Work Zone Traffic Management JSP-02-06N

1.0 Description. Work zone traffic management shall be in accordance with applicable portions of Division 100 and Division 600 of the Standard Specifications, and specifically as follows.

1.1 Maintaining Work Zones and Work Zone Reviews. The Work Zone Specialist (WZS) shall maintain work zones in accordance with Sec 616.3.3 and as further stated herein. The WZS shall coordinate and implement any changes approved by the engineer. The WZS shall ensure all traffic control devices are maintained in accordance with Sec 616, the work zone is operated within the hours specified by the engineer, and will not deviate from the specified hours without prior approval of the engineer. The WZS is responsible to manage work zone delay in accordance with these project provisions. When requested by the engineer, the WZS shall submit a weekly report that includes a review of work zone operations for the week. The report shall identify any problems encountered and corrective actions taken. Work zones are subject to unannounced inspections by the engineer and other departmental staff to corroborate the validity of the WZS's review and may require immediate corrective measures and/or additional work zone monitoring.

1.2 Work Zone Deficiencies. Failure to make corrections on time may result in the engineer suspending work. The suspension will be non-excusable and non-compensable regardless if road user costs are being charged for closures.

2.0 Traffic Management Schedule.

2.1 Traffic management schedules shall be submitted to the engineer for review prior to the start of work and prior to any revisions to the traffic management schedule. The traffic management

schedule shall include the proposed traffic control measures, the hours traffic control will be in place, and work hours.

2.2 The traffic management schedule shall conform to the limitations specified in Sec 616 regarding lane closures, traffic shifts, road closures and other width, height and weight restrictions.

2.3 The engineer shall be notified as soon as practical of any postponement due to weather, material or other circumstances.

2.4 In order to ensure minimal traffic interference, the contractor shall schedule lane closures for the absolute minimum amount of time required to complete the work. Lanes shall not be closed until material is available for continuous construction and the contractor is prepared to diligently pursue the work until the closed lane is opened to traffic.

2.5 Traffic Congestion. The contractor shall, upon approval of the engineer, take proactive measures to reduce traffic congestion in the work zone. The contractor shall immediately implement appropriate mitigation strategies whenever traffic congestion reaches an excess of **15 minutes** to prevent congestion from escalating beyond this delay threshold. If disruption of the traffic flow occurs and traffic is backed up in queues equal to or greater than the delay time threshold listed above, then the contractor shall immediately review the construction operations which contributed directly to disruption of the traffic flow and make adjustments to the operations to prevent the queues from reoccurring. Traffic delays may be monitored by physical presence on site or by utilizing real-time travel data through the work zone that generate text and/or email notifications where available. The engineer monitoring the work zone may also notify the contractor of delays that require prompt mitigation. The contractor may work with the engineer to determine what other alternative solutions or time periods would be acceptable. When a Work Zone Analysis Spreadsheet is provided, the contractor will find it in the electronic deliverables on MoDOT's Online Plans Room. The contractor may refer to the Work Zone Analysis Spreadsheet for detailed information on traffic delays.

2.5.1 Traffic Safety.

2.5.1.1 Recurring Congestion. Where traffic queues routinely extend to within 1000 feet of the ROAD WORK AHEAD, or similar, sign on a divided highway or to within 500 feet of the ROAD WORK AHEAD, or similar, sign on an undivided highway, the contractor shall extend the advance warning area, as approved by the engineer.

2.5.1.2 Non-Recurring Congestion. When traffic queues extend to within 1000 feet of the ROAD WORK AHEAD, or similar, sign on a divided highway or to within 500 feet of the ROAD WORK AHEAD, or similar, sign on an undivided highway infrequently, the contractor shall deploy a means of providing advance warning of the traffic congestion, as approved by the engineer. The warning location shall be no less than 1000 feet and no more than 0.5 mile in advance of the end of the traffic queue on divided highways and no less than 500 feet and no more than 0.5 mile in advance of the end of the traffic queue on undivided highways.

3.0 Work Hour Restrictions.

3.1 Except for emergency work, as determined by the engineer, and long term lane closures required by project phasing, all lanes shall be scheduled to be open to traffic during the five major holiday periods shown below, from 12:00 noon on the last working day preceding the holiday until

6:00 a.m. on the first working day subsequent to the holiday unless otherwise approved by the engineer.

Memorial Day
Labor Day
Thanksgiving
Christmas
New Year's Day

3.1.1 Independence Day. The lane restrictions specified in Section 3.1 shall also apply to Independence Day, except that the restricted periods shall be as follows:

When Independence Day falls on:	The Holiday is Observed on:	Halt Lane Closures beginning at:	Allow Lane Closures to resume at:
Sunday	Monday	Noon on Friday	6:00 a.m. on Tuesday
Monday	Monday	Noon on Friday	6:00 a.m. on Tuesday
Tuesday	Tuesday	Noon on Monday	6:00 a.m. on Wednesday
Wednesday	Wednesday	Noon on Tuesday	6:00 a.m. on Thursday
Thursday	Thursday	Noon on Wednesday	6:00 a.m. on Friday
Friday	Friday	Noon on Thursday	6:00 a.m. on Monday
Saturday	Friday	Noon on Thursday	6:00 a.m. on Monday

3.2 The contractor shall not perform any construction operation on the roadway, including the hauling of material within the project limits, during restricted periods, holiday periods or other special events specified in the contract documents.

3.3 Any work requiring a reduction in the number of through lanes of traffic on BL49 shall be completed during nighttime hours. Nighttime hours shall be considered to be 8:00 p.m. to 7:00 a.m. for this project.

4.0 Detours and Lane Closures.

4.1 When a changeable message sign (CMS) is provided, the contractor shall use the CMS to notify motorists of future traffic disruption and possible traffic delays one week before traffic is shifted to a detour or prior to lane closures. The CMS shall be installed at a location as approved or directed by the engineer. If a CMS with Communication Interface is required, then the CMS shall be capable of communication prior to installation on right of way. All messages planned for use in the work zone shall be approved and authorized by the engineer or its designee prior to deployment. When permanent dynamic message signs (DMS) owned and operated by MoDOT are located near the project, they may also be used to provide warning and information for the work zone. Permanent DMS shall be operated by the TMC, and any messages planned for use on DMS shall be approved and authorized by the TMC at least 72 hours in advance of the work.

4.2 At least one lane of traffic in each direction shall be maintained at all times except for brief intervals of time required when the movement of the contractor's equipment will seriously hinder the safe movement of traffic. Periods during which the contractor will be allowed to interrupt traffic will be designated by the engineer.

4.3 Plans were developed with the following construction staging plan to maintain traffic as per section 4.2. The contractor may submit a revised staging plan deemed equal or better. The engineer will be solely responsible for determining if the revised staging plan is deemed equal or better.

4.3.1 STAGE 1. Establish the intersection of BL-49 and 15th Street as Right-In/Right-Out.

A. Install temporary traffic control devices to restrict all left turn movements to and from 15th Street.
B. Deactivate the traffic control signal at the intersection of 15th Street and BL-49.

4.3.2 STAGE 2. Maintain operation of the intersection of BL-49 and 15th Street as Right-In/Right-Out.

A. Grading, drainage, paving and incidentals on 15th Street
B. Remove traffic signals
C. Install traffic signals, lighting, signing
D. Grading, drainage, paving and incidentals on BL-49

4.3.3 STAGE 3. Operate intersection of BL-49 and 15th Street under signal control (new configuration).

A. Construct remaining items of work for the project with all lanes open and signal in operation.

5.0 Basis of Payment. No direct payment will be made to the contractor to recover the cost of equipment, labor, materials, or time required to fulfill the above provisions, unless specified elsewhere in the contract document. All authorized changes in the traffic control plan shall be provided for as specified in Sec 616.

D. Emergency Provisions and Incident Management SW

1.0 The contractor shall have communication equipment on the construction site or immediate access to other communication systems to request assistance from law enforcement or other emergency agencies for incident management. In case of traffic accidents or the need for law enforcement to direct or restore traffic flow through the job site, the contractor shall notify law enforcement or other emergency agencies immediately as needed. The resident engineer's office shall also be notified when the contractor requests emergency assistance.

2.0 In addition to the 911 emergency telephone number for ambulance, fire or police services, the following agencies may also be notified for accident or emergency situation within the project limits.

Missouri Highway Patrol – Troop D: 417-895-6868	
MoDOT Customer Service: 417-895-7600	
Jasper County Sheriff	Jasper County Office of Emergency Management
417-358-8177	417-624-0820
Joplin Fire	Joplin Police
417-623-0403	417-621-3131

Emergency Only Numbers

911
*55 cell phone – Missouri Highway Patrol
417-864-1160 – MoDOT Incident Management Coordinator

2.1 This list is not all inclusive. Notification of the need for wrecker or tow truck services will remain the responsibility of the appropriate law enforcement agency.

2.2 The contractor shall notify law enforcement and emergency agencies before the start of construction to request their cooperation and to provide coordination of services when emergencies arise during the construction at the project site. When the contractor completes this notification with enforcement and emergency agencies, a report shall be furnished to the engineer on the status of incident management.

3.0 No direct pay will be made to the contractor to recover the cost of the communication equipment, labor, materials or time required to fulfill the above provisions.

E. Project Contact for Contractor/Bidder Questions JSP-96-05

All questions concerning this project during the bidding process shall be forwarded to the project contact listed below.

Sean L. Matlock, Project Contact
OWN, Inc.
2215 Fairlawn Dr.
Carthage, MO 64836

Telephone Number: 417-358-9551
Email: smatlock@weareown.com

F. Liquidated Damages Specified JSP-93-28

1.0 Description. If all work within Business Loop 49 right of way is not complete and open to traffic prior to November 1, 2024, the Commission, the traveling public, and state and local police and governmental authorities will be damaged in various ways, including but not limited to, increased construction administration cost, potential liability, traffic and traffic flow regulation cost, traffic congestion and motorist delay, with its resulting cost to the traveling public. These damages are not reasonably capable of being computed or quantified. Therefore, the contractor will be charged with liquidated damages specified in the amount of $5,000.00 per day for each full day that all work within Business Loop 49 right of way is not complete and open to traffic in excess of the limitation as specified elsewhere in this special provision. It shall be the responsibility of the engineer to determine the quantity of excess closure time.

1.1 The said liquidated damages specified will be assessed regardless of whether it would otherwise be charged as liquidated damages under the Missouri Standard Specification for Highway Construction, as amended elsewhere in this contract.

G. Liquidated Damages for Winter Months JSP-04-17A

Delete Sec 108.8.1.3 (a)

Liquidated damages for failure to complete the work on time shall not be waived from December 15 to March 15, both dates inclusive.

H. Supplemental Revisions JSP-18-01AB

Compliance with 2 CFR 200.216 – Prohibition on Certain Telecommunications and Video Surveillance Services or Equipment.

The Missouri Highways and Transportation Commission shall not enter into a contract (or extend or renew a contract) using federal funds to procure or obtain equipment, services, or systems that uses covered telecommunications equipment or services as substantial or as critical technology as part of any system where the video surveillance and telecommunications equipment was produced by Huawei Technologies Company, ZTE Corporation, Hytera Communications Corporation, Hangzhou Hikvision Digital Technology Company, or Dahua Technology Company (or any subsidiary or affiliate of such entities).

Stormwater Compliance Requirements

1.0 Description. This provision requires the contractor to provide a Water Pollution Control Manager (WPCM) for any project that includes land disturbance on the project site and the total area of land disturbance, both on the project site, and all Off-site support areas, is one (1) acre or more. Regardless of the area of Off-site disturbance, if no land disturbance occurs on the project site, these provisions do not apply. When a WPCM is required, all sections within this provision shall be applicable, including assessment of specified Liquidated Damages for failure to correct Stormwater Deficiencies, as specified herein. This provision is in addition to any other stormwater, environmental, and land disturbance requirements specified elsewhere in the contract.

1.1 Definitions. The project site is defined as all areas designated on the plans, including temporary and permanent easements. The project site is equivalent to the "permitted site", as defined in MoDOT's State Operating Permit. An Off-site area is defined as any location off the project site the contractor utilizes for a dedicated project support function, such as, but not limited to, staging area, plant site, borrow area, or waste area.

1.2 Reporting of Off-Site Land Disturbance. If the project includes any planned land disturbance on the project site, prior to the start of work, the contractor shall submit a written report to the engineer that discloses all Off-site support areas where land disturbance is planned, the total acreage of anticipated land disturbance on those sites, and the land disturbance permit number(s). Upon request by the engineer, the contractor shall submit a copy of its land disturbance permit(s) for Off-site locations. Based on the total acreage of land disturbance, both on and Off-site, the engineer shall determine if these Stormwater Compliance Requirements shall apply. The Contractor shall immediately report any changes to the planned area of Off-site land disturbance. The Contractor is responsible for obtaining its own separate land disturbance permit for Off-site areas.

2.0 Water Pollution Control Manager (WPCM). The Contractor shall designate a competent person to serve as the Water Pollution Control Manager (WPCM) for projects meeting the description in Section 1.0. The Contractor shall ensure the WPCM completes all duties listed in Section 2.1.

2.1 Duties of the WPCM:

(a) Be familiar with the stormwater requirements including the current MoDOT State Operating Permit for construction stormwater discharges/land disturbance activities; MoDOT's statewide Stormwater Pollution Prevention Plan (SWPPP); the Corps of Engineers Section 404 Permit, when applicable; the project specific SWPPP, the Project's Erosion & Sediment Control Plan; all applicable special provisions, specifications, and standard drawings; and this provision;

(b) Successfully complete the MoDOT Stormwater Training Course within the last 4 years. The MoDOT Stormwater Training is a free online course available at MoDOT.org;

(c) Attend the Pre-Activity Meeting for Grading and Land Disturbance and all subsequent Weekly Meetings in which grading activities are discussed;

(d) Oversee and ensure all work is performed in accordance with the Project-specific SWPPP and all updates thereto, or as designated by the engineer;

(e) Review the project site for compliance with the Project SWPPP, as needed, from the start of any grading operations until final stabilization is achieved, and take necessary actions to correct any known deficiencies to prevent pollution of the waters of the state or adjacent property owners prior to the engineer's weekly inspections;

(f) Review and acknowledge receipt of each MoDOT Inspection Report (Land Disturbance Inspection Record) for the Project within forty eight (48) hours of receiving the report and ensure that all Stormwater Deficiencies noted on the report are corrected as soon as possible, but no later than stated in Section 5.0.

3.0 Pre-Activity Meeting for Grading/Land Disturbance and Required Hold Point. A Pre-Activity meeting for grading/land disturbance shall be held prior to the start of any land disturbance operations. No land disturbance operations shall commence prior to the Pre-Activity meeting except work necessary to install perimeter controls and entrances. Discussion items at the pre-activity meeting shall include a review of the Project SWPPP, the planned order of grading operations, proposed areas of initial disturbance, identification of all necessary BMPs that shall be installed prior to commencement of grading operations, and any issues relating to compliance with the Stormwater requirements that could arise in the course of construction activity at the project.

3.1 Hold Point. Following the pre-activity meeting for grading/land disturbance and subsequent installation of the initial BMPs identified at the pre-activity meeting, a Hold Point shall occur prior to the start of any land disturbance operations to allow the engineer and WPCM the time needed to perform an on-site review of the installation of the BMPs to ensure compliance with the SWPPP is met. Land disturbance operations shall not begin until authorization is given by the engineer.

4.0 Inspection Reports. Weekly and post run-off inspections will be performed by the engineer and each Inspection Report (Land Disturbance Inspection Record) will be entered into a web-

based Stormwater Compliance database. The WPCM will be granted access to this database and shall promptly review all reports, including any noted deficiencies, and shall acknowledge receipt of the report as required in Section 2.1 (f.).

5.0 Stormwater Deficiency Corrections. All stormwater deficiencies identified in the Inspection Report shall be corrected by the contractor within 7 days of the inspection date or any extended period granted by the engineer when weather or field conditions prohibit the corrective work. If the contractor does not initiate corrective measures within 5 calendar days of the inspection date or any extended period granted by the engineer, all work shall cease on the project except for work to correct these deficiencies, unless otherwise allowed by the engineer. All impact costs related to this halting of work, including, but not limited to stand-by time for equipment, shall be borne by the Contractor. Work shall not resume until the engineer approves the corrective work.

5.1 Liquidated Damages. If the Contractor fails to complete the correction of all Stormwater Deficiencies listed on the MoDOT Inspection Report within the specified time limit, the Commission will be damaged in various ways, including but not limited to, potential liability, required mitigation, environmental clean-up, fines, and penalties. These damages are not reasonably capable of being computed or quantified. Therefore, the contractor will be charged with liquidated damages specified in the amount of $2,000 per day for failure to correct one or more of the Stormwater Deficiencies listed on the Inspection Report within the specified time limit. In addition to the stipulated damages, the stoppage of work shall remain in effect until all corrections are complete.

6.0 Basis of Payment. No direct payment will be made for compliance with this provision.

Anti-Discrimination Against Israel Certification

By signing this contract, the Company certifies it is not currently engaged in and shall not, for the duration of the contract, engage in a boycott of goods or services from the State of Israel, companies doing business in or with Israel or authorized by, licensed by, or organized under the laws of the State of Israel, or persons or entities doing business in the State of Israel as defined by Section 34.600 RSMo. This certification shall not apply to contracts with a total potential value of less than One Hundred Thousand Dollars ($100,000) or to contractors with fewer than ten (10) employees.

Ground Tire Rubber (GTR) Dry Process Modification of Bituminous Pavement Material

1.0 Description. This work shall consist of the dry process of adding ground tire rubber (GTR) to modify bituminous material to be used in highway construction. Existing GTR requirements in Section 1015 pertain to the wet process method of GTR modification that blends GTR with the asphalt binder (terminal blending or blending at HMA plant). The following requirements shall govern for dry process GTR modification. The dry process method adds GTR as a fine aggregate or mineral filler during mix production. All GTR modified asphalt mixtures shall be in accordance with Secs 401, 402, or 403 as specified in the contract; except as revised by this specification.

2.0 Materials. The contractor shall furnish a manufacturer's certification to the engineer for each shipment of GTR furnished stating the name of the manufacturer, the chemical composition, workability additives, and certifying that the GTR supplied is in accordance with this specification.

2.1 Product Approval. The GTR product shall contain a Trans-Polyoctenamer (TOR) added at 4.5 % of the weight of the crumb rubber or an engineered crumb rubber (ECR) workability additive that has proven performance in Missouri. Other GTR additives shall be demonstrated and proven prior to use such as a five-year field performance history in other states or performance on a federal or state-sanctioned accelerated loading facility.

2.2 General. GTR shall be produced from processing automobile or truck tires by ambient or cryogenic grinding methods. Heavy equipment tires, uncured or de-vulcanized rubber will not be permitted. GTR shall also meet the following material requirements:

Table 1 – GTR Material Properties		
Property	**Test Method**	**Criteria**
Specific Gravity	ASTM D1817	1.02 to 1.20
Metal Contaminates	ASTM D5603	$\leq$ 0.01%
Fiber Content	ASTM D5603	$\leq$ 0.5%
Moisture Content	ASTM D1509	$\leq$ 1.0%*
Mineral Filler	AASHTO M17	$\leq$ 4.0%

*Moisture content of the GTR shall not cause foaming when combined with asphalt binder and aggregate during mix production

2.3 Gradation. The GTR material prior to TOR or ECR workability additives shall meet the following gradation and shall be tested in accordance with ASTM D5603 and ASTM D5644.

Table 2 – GTR Gradation	
Sieve	**Percent Passing by Weight**
No. 20	100
No. 30	98-100
No. 40	50-70
No. 100	5-15

3.0 Delivery, Storage, and Handling. The GTR shall be supplied in moisture-proof packaging or other appropriate bulk containers. GTR shall be stored in a dry location protected from rain before use. Each bag or container shall be properly labeled with the manufacturer's designation for the GTR and specific type, mesh size, weight and manufacturer's batch or Lot designation.

4.0 Feeder System. Dry Process GTR shall be controlled with a feeder system using a proportioning device that is accurate to within ± 3 percent of the amount required. The system shall automatically adjust the feed rate to always maintain the material within this tolerance and shall have a convenient and accurate means of calibration. The system shall provide in-process monitoring, consisting of either a digital display of output or a printout of feed rate, in pounds per minute, to verify feed rate. The supply system shall report the feed in 1-pound increments using load cells that will enable the user to monitor the depletion of the GTR. Monitoring the system volumetrically will not be allowed. The feeder shall interlock with the aggregate weight system and asphalt binder pump to maintain correct mixture proportions at all production rates.

Flow indicators or sensing devices for the system shall be interlocked with the plant controls to interrupt mixture production if GTR introduction rate is not within ± 3 percent. This interlock will immediately notify the operator if GTR introduction rate exceeds introduction tolerances. All plant production will cease if the introduction rate is not brought back within tolerance after 30 seconds. When the interlock system interrupts production and the plant has to be restarted, upon restarting operations; the modifier system shall run until a uniform feed can be observed on the output display. All mix produced prior to obtaining a uniform feed shall be rejected.

4.1 Batch Plants. GTR shall be added to aggregate in the weigh hopper. Mixing times shall be increased per GTR manufacturer recommendations.

4.2 Drum Plants. The feeder system shall add GTR to aggregate and liquid binder during mixing and provide sufficient mixing time to produce a uniform mixture. The feeder system shall ensure GTR does not become entrained in the exhaust system of the drier or plant and is not exposed to the drier flame at any point after introduction.

5.0 Testing During Mixture Production. Testing of asphalt mixes containing GTR shall not begin until at least 30 minutes after production or per additive supplier's recommendation.

6.0 Construction Requirements. Mixes containing GTR shall have a target mixing temperature of 325 F or as directed by the GTR additive supplier. The additive supplier's recommendations shall be followed to allow for GTR binder absorption/reaction. This may include holding mix in the silo to allow time for binder to absorb into the GTR. Rolling operations may need to be modified.

7.0 Mix Design Test Method Modification. A formal mixing procedure from the additive supplier shall be provided to the contractor and engineer that details the proper sample preparation, including blending GTR with the binder or other additives. Samples shall be prepared and fabricated in accordance with this procedure by the engineer and contractor throughout the duration of the project.

8.0 Mix design Volumetrics. Mix design volumetric equations shall be modified as follows:

8.1 Additional virgin binder added to offset GTR absorption of binder shall be counted as part of the mix virgin binder

8.2 GTR shall be included as part of the aggregate when calculating VMA of the mix.

8.2.1 GTR SPG shall be 1.15

8.3 Mix G_{sb} used to determine VMA shall be calculated as follows:

$$G_{sb\,(JMF)} = \frac{(100 - P_{bmv})}{\left(\frac{P_s}{G_{sb}} + \frac{P_{GTR}}{G_{GTR}}\right)}$$

where:

$G_{sb\,(JMF)} = bulk\ specific\ gravity\ of\ the\ combined\ aggregate\ including\ GTR$
$P_{bmv} = percent\ virgin\ binder\ by\ total\ mixture\ weight$
$P_s = percent\ aggregate\ by\ total\ mixture\ weight\ (not\ including\ GTR)$
$P_{GTR} = percent\ GTR\ by\ total\ mixture\ weight$
$G_{sb} = bulk\ specific\ gravity\ of\ the\ combined\ aggregate\ (not\ including\ GTR)$
$G_{GTR} = GTR\ specific\ gravity$

8.4 G_{se} shall be calculated as follows:

$$G_{se} = \frac{(100 - P_b - P_{GTR})}{\left(\frac{100}{G_{mm}} - \frac{P_b}{G_b} - \frac{P_{GTR}}{G_{GTR}}\right)}$$

8.5 P_{be} shall be calculated as follows:

$$P_{be} = P_b - \frac{P_{ba}}{100} * (P_s + P_{GTR})$$

9.0 Minimum GTR Amount. The minimum dosage rate for GTR shall be 5 % by weight of total binder for an acceptable one bump grade or 10 % by weight of total binder for an acceptable two bump grade as detailed in the following table. Varying percentage blends of GTR and approved additives may be used as approved by the engineer with proven performance and meeting the specified requirements of the contract grade.

Contract Binder Grade	Percent Effective Virgin Binder Replacement Limits	Required Virgin Binder Grade	Minimum GTR Dosage Rate
PG 76-22	0 - 20	PG 70-22	5 %
		PG 64-22	10 %
PG 70-22	0 - 30	PG 64-22	5 %
		PG 58-28	10 %
PG 64-22	0 – 40*	PG 58-28	5 %
		PG 52-34	10 %
PG 58-28	0 – 40*	PG 52-34	5 %
		PG 46-34	10 %

* Reclaimed Asphalt Shingles (RAS) may be used when the contract grade is PG 64-22 or PG 58-28. RAS replacement shall follow the 2 x RAS criteria when calculating percent effective binder replacement in accordance Sec 401.

Delete Sec 403.19.2 and substitute the following:

403.19.2 Lots. The lot size shall be designated in the contractor's QC Plan. Each lot shall contain no less than four sublots and the maximum sublot size shall be 1,000 tons. The maximum lot size shall be 4,000 tons for determination of pay factors. Sublots from incomplete lots shall be combined with the previous complete lot for determination of pay factors. When no previous lot exists, the mixture shall be treated in accordance with Sec 403.23.7.4.1. A new lot shall begin when the asphalt content of a mixture is adjusted in accordance with Sec 403.11.

Delete Sec 106.9 in its entirety and substitute the following:

106.9 Buy America Requirements.
Buy America Requirements are waived if the total amount of Federal financial assistance applied to the project, through awards or subawards, is below $500,000.

106.9.1 Buy America Requirements for Iron and Steel.
On all federal-aid projects, the contractor's attention is directed to Title 23 CFR 635.410 *Buy America Requirements*. Where steel or iron products are to be permanently incorporated into the contract work, steel and iron material shall be manufactured, from the initial melting stage through the application of coatings, in the USA except for "minimal use" as described herein. Furthermore, any coating process of the steel or iron shall be performed in the USA. Under a general waiver from FHWA the use of pig iron and processed, pelletized, and reduced iron ore manufactured outside of the USA will be permitted in the domestic manufacturing process for steel or iron material.

106.9.1.1 Buy America Requirements for Iron and Steel for Manufactured items.
A manufactured item will be considered iron and steel if it is "predominantly" iron or steel. Predominantly iron or steel means that the cost of iron or steel content of a product is more than 50 percent of the total cost of all its components.

106.9.2 Any sources other than the USA as defined will be considered foreign. The required domestic manufacturing process shall include formation of ingots and any subsequent process. Coatings shall include any surface finish that protects or adds value to the product.

106.9.3 "Minimal use" of foreign steel, iron or coating processes will be permitted, provided the cost of such products does not exceed 1/10 of one percent (0.1 percent) of the total contract cost or $2,500.00, whichever is greater. If foreign steel, iron, or coating processes are used, invoices to document the cost of the foreign portion, as delivered to the project, shall be provided and the engineer's written approval obtained prior to placing the material in any work.

106.9.4 Buy America requirements include a step certification for all fabrication processes of all steel or iron materials that are accepted per Sec 1000. The AASHTO Product Evaluation and Audit Solutions compliance program verifies that all steel and iron products fabrication processes conform to 23 CFR 635.410 Buy America Requirements and is an acceptable standard per 23 CFR 635.410(d). AASHTO Product Evaluation and Audit Solutions compliant suppliers will not be required to submit step certification documentation with the shipment for some selected steel and iron materials. The AASHTO Product Evaluation and Audit Solutions compliant supplier shall maintain the step certification documentation on file and shall provide this documentation to the engineer upon request.

106.9.4.1 Items designated as Category 1 will consist of steel girders, piling, and reinforcing steel installed on site. Category 1 items require supporting documentation prior to incorporation into the project showing all steps of manufacturing, including coating, as being completed in the United States and in accordance with CFR Title 23 Section 635.410 Buy America Requirements. This includes the Mill Test Report from the original producing steel mill and certifications documenting the manufacturing process for all subsequent fabrication, including coatings. The certification shall include language that certifies the following. That all steel and iron materials permanently incorporated in this project was procured and processed domestically and all manufacturing processes, including coating, as being completed in the United States and in accordance with CFR Title 23 Section 635.410.

106.9.4.2 Items designated as Category 2 will include all other steel or iron products not in Category 1 and permanently incorporated in the project. Category 2 items shall consist of, but not be limited to items such as fencing, guardrail, signing, lighting and signal supports. The prime contractor is required to submit a material of origin form certification prior to incorporation into the project from the fabricator for each item that the product is domestic. The Certificate of Materials Origin form (link to certificate form) from the fabricator must show all steps of manufacturing, including coating, as being completed in the United States and in accordance with CFR Title 23 Section 635.410 Buy America Requirements and be signed by a fabricator representative. The engineer reserves the right to request additional information and documentation to verify that all Buy America requirements have been satisfied. These documents shall be submitted upon request by the engineer and retained for a period of 3 years after the last reimbursement of the material.

106.9.4.3 Any minor miscellaneous steel or iron items that are not included in the materials specifications shall be certified by the prime contractor as being procured domestically. Examples of these items would be bolts for sign posts, anchorage inserts, etc. The certification shall read "I certify that all steel and iron materials permanently incorporated in this project during all manufacturing processes, including coating, as being completed in the United States and in accordance with CFR Title 23 Section 635.410 Buy America Requirements procured and processed domestically in accordance with CFR Title 23 Section 635.410 Buy America Requirements. Any foreign steel used was submitted and accepted under minor usage". The certification shall be signed by an authorized representative of the prime contractor.

106.9.5 When permitted in the contract, alternate bids may be submitted for foreign steel and iron products. The award of the contract when alternate bids are permitted will be based on the lowest total bid of the contract based on furnishing domestic steel or iron products or 125 percent of the lowest total bid based on furnishing foreign steel or iron products. If foreign steel or iron products are awarded in the contract, domestic steel or iron products may be used; however, payment will be at the contract unit price for foreign steel or iron products.

106.9.6 Buy America Requirements for Construction Materials other than iron and steel materials. Construction materials means articles, materials, or supplies that consist of only one of the items listed. Minor additions of articles, materials, supplies, or binding agents to a construction material do not change the categorization of the construction material. Upon request by the engineer, the contractor shall submit a domestic certification for all construction materials listed that are incorporated into the project.

(a) Non-ferrous metals
(b) Plastic and Polymer-based products (including polyvinylchloride, composite building materials, and polymers used in fiber optic cables)

(c) Glass (including optic glass)
(d) Fiber optic cable (including drop cable)
(e) Optical fiber
(f) Lumber
(g) Engineered wood
(h) Drywall

106.9.6.1 Minimal Use allowance for Construction Materials other than iron or steel. "The total value of the non-compliant products is no more than the lesser of $1,000,000 or 5% of total applicable costs for the project." The contractor shall submit to the engineer any non-domestic materials and their total material cost to the engineer. The contractor and the engineer will both track these totals to assure that the minimal usage allowance is not exceeded.

106.9.7 Buy America Requirements for Manufactured Products.
Manufactured products means:

(a) Articles, materials, or supplies that have been:

(i) Processed into a specific form and shape; or
(ii) Combined with other articles, materials, or supplies to create a product with different properties than the individual articles, materials, or supplies.

(b) If an item is classified as an iron or steel product, a construction material, or a section 70917(c) material under § 184.4(e) and the definitions set forth in this section, then it is not a manufactured product. However, an article, material, or supply classified as a manufactured product under § 184.4(e) and paragraph (1) of this definition may include components that are construction materials, iron or steel products, or section 70917(c) materials.

106.9.7.1 Manufactured products are exempt from Buy America requirements. To qualify as a manufactured product, items that consist of two or more of the listed construction materials that have been combined together through a manufacturing process, and items that include at least one of the listed materials combined with a material that is not listed through a manufacturing process, should be treated as manufactured products, rather than as construction materials.

106.9.7.2 Manufactured items are covered under a general waiver to exclude them from Buy America Requirements. To qualify for the exemption the components must comprise of 55% of the value of materials in the item. The final assembly must also be performed domestically.

Delete Sec 109.14.1 thru Sec 109.14.8 and substitute the following:

109.14.1 Monthly Fuel Index. Each month, the Monthly Fuel Index will be established as the average retail price per gallon for Ultra Low Sulfur Diesel for the Midwest (PADD 2) area as posted on the first Monday of the month by the U.S. Energy Information Administration (EIA). Should the posted price not be available for any reason, the MoDOT State Construction and Materials Engineer will use reasonable methods, at their sole discretion, to establish the Monthly Fuel Index on an interim basis until the EIA resumes its publication.

109.14.2 Fuel Adjustment Calculation.

B = Base Fuel Index = Monthly Fuel Index in the month in which the project was let
C = Current Index = Monthly Fuel Index in the month in which the work was performed

U = Units of work performed within the current pay estimate period (applicable pay units)
F = Total Fuel Usage Factor (gal./applicable pay units)

Fuel Adjustment (Dollars) = (C – B) x U x F

109.14.3 Each pay estimate period, a fuel adjustment payment or deduction will be applied for the quantity of work performed that period on each qualifying pay item. For calculation of the fuel adjustment, work performed on the first day of a month will generally be included with the second estimate in the previous month to keep fuel adjustments in sync with MoDOT's normal payment estimate period schedule. The Commission reserves the right to include work performed on the first day of the month with the current month to accommodate financial accounting termini, such as the beginning of the state and federal fiscal years (July 1 and October 1).

109.14.4 If the bidder wishes to be bound by these specifications, the bidder shall execute the acceptance form in the proposal. Failure by the bidder to execute the acceptance form will be interpreted to mean election to not participate in the price adjustment for fuel.

Disposal of Blast Media and Paint Residue

1.0 Description. Whereas Sec 1081.10 requires delivery of Blast Media and Paint Residue (BMPR) produced from bridge coating activities to The Doe Run Company for recycling, and considering the amount of BMPR produced on all active MoDOT projects statewide at any given point in time may exceed the recycling capacity of Doe Run, this provision allows for an alternate method of disposal of BMPR. The contractor, at its discretion, can choose this disposal option or the Doe Run recycle option, when both are available. When Doe Run is not currently capable or agreeable to accept the BMPR, this alternate disposal option shall be considered mandatory, and at no additional cost to the Commission.

2.0 Disposal in Landfill. In lieu of delivery to Doe Run for recycling, BMPR material shall be disposed in the appropriate type of approved landfill, as determined by Toxicity Characteristic Leaching Procedure (TCLP) testing. The material must be TCLP tested to determine if it contains a level of hazardous waste such that requires disposal in a hazardous waste landfill. A sampling plan for testing shall be submitted to MoDOT for review and concurrence. Sampling shall be performed by the contractor. MoDOT will witness the sampling to ensure it is conducted per the plan submitted.

2.1 The contractor shall submit the collected samples to a qualified third-party testing facility to perform TCLP testing. If the sample indicates that the BMPR material qualifies as hazardous waste, then the materials represented by that sample shall be delivered to a licensed hazardous waste landfill for disposal. The contractor shall be responsible for hiring a licensed hazardous waste transporter to transport the hazardous waste to the landfill. The contractor shall comply with all applicable laws and regulations for storage and shipping of the hazardous waste material. If the testing indicates that the BMPR material qualifies as a special waste, it shall be taken to a certified landfill for disposal. The contractor shall be responsible for the transportation of the special waste material to the certified landfill. The requirement to ship the BMPR material by barrels will be waived. Any alternate containers utilized shall comply with all applicable laws and regulations for shipping this type of special waste material. Copies of all shipping manifests, landfill disposal agreements, and any other legally required documentation shall be provided to the engineer.

3.0 Basis of Payment. No payment will be made for any costs associated with this landfill disposal option, including, but not limited to, sampling, testing, delivery, temporary storage, or disposal fees.

I. ADA Compliance and Final Acceptance of Constructed Facilities JSP-10-01C

1.0 Description. The contractor shall comply with all laws pertaining to the Americans with Disabilities Act (ADA) during construction of pedestrian facilities on public rights of way for this project. An ADA Checklist is provided herein to be utilized by the contractor for verifying compliance with the ADA law. The contractor is expected to familiarize himself with the plans involving pedestrian facilities and the ADA Post Construction Checklist prior to performing the work.

2.0 ADA Checklist. The contractor can locate the ADA Checklist form on the Missouri Department of Transportation website:

www.modot.org/business/contractor_resources/forms.htm

2.1 The ADA Checklist is not to be considered all-inclusive, nor does it supersede any other contract requirements. The ADA checklist is a required guide for the contractor to use during the construction of the pedestrian facilities and a basis for the commission's acceptance of work. Prior to work being performed, the contractor shall bring to the engineer's attention any planned work that is in conflict with the design or with the requirement shown in the checklist. This notification shall be made in writing. Situations may arise where the checklist may not fully address all requirements needed to construct a facility to the full requirements of current ADA law. In those situations, the contractor shall propose a solution to the engineer that is compliant with current ADA law using the following hierarchy of resources: 2010 ADA Standards for Accessible Design, Draft Public Rights of Way Accessibility Guidelines (PROWAG) dated November 23, 2005, MoDOT's Engineering Policy Guidelines (EPG), or a solution approved by the U.S. Access Board.

2.2 It is encouraged that the contractor monitor the completed sections of the newly constructed pedestrian facilities in attempts to minimize negative impacts that his equipment, subcontractors or general public may have on the work. Completed facilities must comply with the requirements of ADA and the ADA Checklist or have documented reasons for the non-compliant items to remain.

3.0 Coordination of Construction.

3.1 Prior to construction and/or closure on an existing pedestrian path of travel, the contractor shall submit a schedule of work to be constructed, which includes location of work performed, the duration of time the contractor expects to impact the facility and an accessible signed pedestrian detour compliant with MUTCD Section 6D that will be used during each stage of construction. This plan shall be submitted to the engineer for review and approval at or prior to the pre-construction conference. Accessible signed detours shall be in place prior to any work being performed that has the effect of closing an existing pedestrian travel way.

3.2 When consultant survey is included in the contract, the contractor shall use their survey crews to verify that the intended design can be constructed to the full requirements as established in the

2010 ADA Standards. When 2010 ADA Standards do not give sufficient information to construct the contract work, the contractor shall refer to the PROWAG.

3.3 When consultant survey is not included in the contract, the contractor shall coordinate with the engineer, prior to construction, to determine if additional survey will be required to confirm the designs constructability.

4.0 Final Acceptance of Work. The contractor shall provide the completed ADA Checklist to the engineer at the semi-final inspection. ADA improvements require final inspection and compliance with the ADA requirements and the ADA Checklist. Each item listed in the checklist must receive either a "YES" or an "N/A" score. Any item receiving a "NO" will be deemed non-compliant and shall be corrected at the contractor's expense unless deemed otherwise by the engineer. Documentation must be provided about the location of any non-compliant items that are allowed to remain at the end of the construction project. Specific details of the non-compliant items, the ADA requirement that the work was not able to comply with, and the specific reasons that justify the exception are to be included with the completed ADA Checklist provided to the engineer.

4.1 Slope and grade measurements shall be made using a properly calibrated, 2 foot long, electronic digital level approved by the engineer.

5.0 Basis of Payment. The contractor will receive full pay of the contract unit cost for all sidewalk, ramp, curb ramp, median, island, approach work, cross walk striping, APS buttons, pedestrian heads, detectible warning systems and temporary traffic control measures that are completed during the current estimate period as approved by the engineer. Based upon completion of the ADA Checklist, the contractor shall complete any necessary adjustments to items deemed non-compliant as directed by the engineer.

5.1 No direct payment will be made to the contractor to recover the cost of equipment, labor, materials, or time required to fulfill the above provisions, unless specified elsewhere in the contract documents.

J. Contractor Quality Control NJSP-15-42

1.0 The contractor shall perform Quality Control (QC) testing in accordance with the specifications and as specified herein. The contractor shall submit a Quality Control Plan (QC Plan) to the engineer for approval that includes all items listed in Section 2.0, prior to beginning work.

2.0 Quality Control Plan.

(a) The name and contact information of the person in responsible charge of the QC testing.
(b) A list of the QC technicians who will perform testing on the project, including the fields in which they are certified to perform testing.
(c) A proposed independent third party testing firm for dispute resolution, including all contact information.
(d) A list of Hold Points, when specified by the engineer.
(e) The MoDOT Standard Inspection and Testing Plan (ITP). This shall be the version that is posted at the time of bid on the MoDOT website (www.modot.org/quality).

3.0 Quality Control Testing and Reporting. Testing shall be performed per the test method and frequency specified in the ITP. All personnel who perform sampling or testing shall be certified in the MoDOT Technician Certification Program for each test that they perform.

3.1 Reporting of Test Results. All QC test reports shall be submitted as soon as practical, but no later than the day following the test. Test data shall be immediately provided to the engineer upon request at any time, including prior to the submission of the test report. No payment will be made for the work performed until acceptable QC test results have been received by the engineer and confirmed by QA test results.

3.1.1 Test results shall be reported on electronic forms provided by MoDOT. Forms and Contractor Reporting Excel2Oracle Reports (CRE2O) can be found on the MoDOT website. All required forms, reports and material certifications shall be uploaded to a Microsoft SharePoint® site provided by MoDOT, and organized in the file structure established by MoDOT.

3.2 Non-Conformance Reporting. A Non-Conformance Report (NCR) shall be submitted by the contractor when the contractor proposes to incorporate material into the work that does not meet the testing requirements or for any work that does not comply with the contract terms or specifications.

3.2.1 Non-Conformance Reporting shall be submitted electronically on the Non-Conformance Report form provided on the MoDOT Website. The NCR shall be uploaded to the MoDOT SharePoint® site and an email notification sent to the engineer.

3.2.2 The contractor shall propose a resolution to the non-conforming material or work. Acceptance of a resolution by the engineer is required before closure of the non-conformance report.

4.0 Work Planning and Scheduling.

4.1 Two-week Schedule. Each week, the contractor shall submit to the engineer a schedule that outlines the planned project activities for the following two-week period. The two-week schedule shall detail all work and traffic control events planned for that period and any Hold Points specified by the engineer.

4.2 Weekly Meeting. When work is active, the contractor shall hold a weekly project meeting with the engineer to review the planned activities for the following week and to resolve any outstanding issues. Attendees shall include the engineer, the contractor superintendent or project manager and any foreman leading major activities. This meeting may be waived when, in the opinion of the engineer, a meeting is not necessary. Attendees may join the meeting in person, by phone or video conference.

4.3 Pre-Activity Meeting. A pre-activity meeting is required in advance of the start of each new activity, except when waived by the engineer. The purpose of this meeting is to review construction details of the new activity. At a minimum, the discussion topics shall include: safety precautions, QC testing, traffic impacts, and any required Hold Points. Attendees shall include the engineer, the contractor superintendent and the foreman who will be leading the new activity. Pre-activity meetings may be held in conjunction with the weekly project meeting.

4.4 Hold Points. Hold Points are events that require approval by the engineer prior to continuation of work. Hold Points occur at definable stages of work when, in the opinion of the engineer, a review of the preceding work is necessary before continuation to the next stage.

4.4.1 A list of typical Hold Point events is available on the MoDOT website. Use of the Hold Point process will only be required for the project-specific list of Hold Points, if any, that the engineer submits to the contractor in advance of the work. The engineer may make changes to the Hold Point list at any time.

4.4.2 Prior to all Hold Point inspections, the contractor shall verify the work has been completed in accordance with the contract and specifications. If the engineer identifies any corrective actions needed during a Hold Point inspection, the corrections shall be completed prior to continuing work. The engineer may require a new Hold Point to be scheduled if the corrections require a follow-up inspection. Re-scheduling of Hold Points require a minimum 24-hour advance notification from the contractor unless otherwise allowed by the engineer.

5.0 Quality Assurance Testing and Inspection. MoDOT will perform quality assurance testing and inspection of the work, except as specified herein. The contractor shall utilize the inspection checklists provided in the ITP as a guide to minimize findings by MoDOT inspection staff. Submittal of completed checklists is not required, except as specified in 5.1.

5.1 Inspection and testing required in the production of concrete for the project shall be the responsibility of the contractor. Submittal of the 501 Concrete Plant Checklist is required.

6.0 Basis of Payment. No direct payment will be made for compliance with this provision.

K. Disposition of Existing Signal/Lighting and Network Equipment

1.0 Description. All controllers, cabinets, cabinet equipment, network equipment, DMS equipment, antennas, radios, modems, backup battery units and other equipment noted in the plans shall be removed by the contractor and delivered to the following location:

MoDOT Maintenance Lot
2800 Stephens Blvd.
Joplin, MO 64804

Notify Shannon Johnson, Traffic Supervisor 24 hours prior to delivery:
(417) 621-6567
or (417) 291-6195

2.0 Signal Equipment. All equipment is to be transported to the address listed above. The contractor shall notify the Commission's representative 24 hours prior to each delivery by calling the phone number listed above and ask for the field traffic supervisor.

3.0 Network Communication Devices. Devices such as CCTV cameras and domes, video encoders, device servers, Ethernet switches, media converters, and radio assemblies are to be transported to the address listed above in 1.0. The contractor shall notify the MoDOT representative 24 hours prior to each delivery by calling phone number listed above and providing details for the delivery.

4.0 The contractor shall exercise reasonable care in the handling of the equipment during the removal and transportation. Should any of the equipment be damaged by the contractor's negligence, it shall be replaced at the contractor's expense. The contractor shall dispose of any

other equipment. Delivery shall be within 2 working days of removal. All items returned shall be tagged with the date removed, project number and location/intersection.

5.0 Basis of Payment. Payment for removal, handling and transportation of all equipment specified shall be considered completely covered by the contract unit price for 202-20.10, Removal of Improvements, per lump sum.

L. Notice to Bidders of Funding by Third Party JSP-18-02A

1.0 Bidders are advised that the Missouri Highway and Transportation Commission is required to provide substantial funds for construction of Job No. J7S3430.

2.0 Bidders acknowledge that their bids are made with knowledge of and subject to the condition of Missouri Highways and Transportation Commission providing substantial funds prior to authorization of any award of a contract for this job by the City.

3.0 Bidders agree that they shall be estopped, both in law and equity, to assert any right to award of a contract for this job by the City should Missouri Highways and Transportation Commission not provide substantial funds for any reason.

M. Utilities JSP-93-26F

1.0 For informational purposes only, the following is a list of names, addresses, and telephone numbers of the known utility companies in the area of the construction work for this improvement:

Utility Name	**Known Required Adjustment**	**Type**
AT&T Distribution Kenny Kennedy 321 W. 8th Street Joplin, MO 64801 Phone: 417-625-8092	None	Communications
Bluebird Network James Scott 10024 Office Center Avenue St. Louis, MO 63128 Phone: (317) 270-8738	None	Communications
Spire Energy Ken Stegall 520 E. 5th Street Joplin, MO 64801 Phone: 417-626-4831	None See 2.1	Gas

Missouri American Water Company R. Grant Alumbaugh 2323 Davis Blvd. Joplin, MO 64801 Phone: 417-529-7459 Grant.Alumbaugh@amwater.com	Yes See 2.2	Water
City of Joplin Dan Johnson 602 S. Main Street Joplin, MO 64801 Ext 500	None	Sanitary Sewer
Liberty Utilities Roger Kaughman 3400 S. Kodiak Road Joplin, MO 64804	None	Power
MoDOT MoDOT Signal Shop 2455 N. Mayfair Avenue Springfield, MO 65803 Phone: 417-733-0664	None	Signals, Lighting and ITS
Sparklight Randy Kennedy 2600 S. Davis Blvd. Joplin, MO 64804 417-860-4526	None	Communications
Century Link National Bobby Kennedy 110 E. Hadley Street Republic, MO 65738 Phone: 417-860-4526	None See 2.3	Communications

1.1 The existence and approximate location of utility facilities known to exist, as shown on the plans, are based upon the best information available to the Commission at this time. This information is provided by the Commission "as-is" and the Commission expressly disclaims any representation or warranty as to the completeness, accuracy, or suitability of the information for any use. Reliance upon this information is done at the risk and peril of the user, and the Commission shall not be liable for any damages that may arise from any error in the information. It is, therefore, the responsibility of the contractor to verify the above listing information indicating existence, location and status of any facility. Such verification includes direct contact with the listed utilities.

2.0 Project Specific Provisions.

2.1 Spire Energy. The contractor shall notify Spire Energy 30 days prior to construction in the vicinity of gas lines shown on the plans.

2.2 Missouri American Water Company. Missouri American Water Company will stage relocation of conflicting facilities (including a fire hydrant) in coordination with contract work. Contract shall take care when installing the signal bases on the west side of Rangeline Road. Waterlines are in close proximity to these signal bases. The contractor shall coordinate with Missouri American Water Company 30 days prior to work commencing in the vicinity of the water lines.

2.3 Century Link National. Contractor shall notify the Century Link 30 days prior to construction work in the vicinity of communications cables noted on the plans.

N. Damage to Existing Pavement, Shoulders, Side Roads, and Entrances

1.0 Description. This work shall consist of repairing any damage to existing pavement, shoulders, side roads and entrances caused by contractor operations. This shall include, but is not limited to, damage caused by the traffic during contractor operations within the project limits including the work zone signing.

2.0 Construction Requirements. Any cracking gouging, or other damage to the existing pavement, shoulders, side roads, or entrances from general construction shall be repaired within twenty-four (24) hours of the time of damage at the contractor's expense. Repair of the damaged pavement, shoulders, side roads, or entrances shall be as determined by the engineer.

3.0 Method of Measurement. No measurement of damaged pavement or shoulder areas or damaged side roads or entrances as described above shall be made.

4.0 Basis of Payment. No payment will be made for repairs to existing pavement, shoulders, side roads or entrances damaged by contractor expenses.

O. Permanent Pavement Marking - SW

1.0 Description. This work shall consist of furnishing and placing permanent centerline, edge line, lane line markings, and preformed thermoplastic pavement marking, as specified, at locations shown on the plans or as approved by the engineer. The preformed thermoplastic pavement marking includes, but not limited to, 24" White (Stop Bars) and 24" Yellow (Hash Mark), 6" White for Crosswalks, Turn Arrows, Railroad Crossings, Yield Markings, and the word "ONLY". This work shall be in accordance with Section 620 and specifically as follows.

2.0 Construction Requirements. On roadways open to traffic, permanent centerline, edge line, and lane line markings shall be in place no later than five days after the final paving operations. This requirement applies per individual route if multiple routes are included in a contract or if a 15 mile section of an individual route is open to traffic within a contract. This requirement also applies to divided highways, once a directional segment of 15 mile, or the entire directional segment if less than 15 miles, is paved and open to traffic within a contract. To fulfill this requirement, the contractor may have to mobilize more than once for the installation of permanent centerline, edge line, and lane line markings. The contractor shall place the preformed thermoplastic pavement marking after the permanent centerline, edge line, and lane line marking is installed by the contractor or by others. The contractor will have 5 five days after the permanent centerline, edge line, and lane line markings are placed to start the preformed thermoplastic

pavement marking installation and shall be placed in accordance with manufacturer's recommendations or as approved by the engineer.

3.0 Basis of Payment. The accepted quantity of permanent pavement marking paint and preformed thermoplastic pavement marking will be paid for at the contract unit price for each of the pay items include in the contract. Payment will be considered full compensation for all labor, equipment, material or time necessary to complete the described work including any other incidental items.

P. Contractor Furnished Surveying and Staking - SW

In addition to the requirements of Section 627 of the Missouri Standard Specifications for Highway Construction, the following shall apply:

1.0 Description. The contractor shall be responsible for all layout required on the project. This responsibility shall include, but not be limited to the following: Construction signing, transition milling, pavement marking, loop detectors, etc.

1.1 The above list is not all inclusive. The contractor shall have the primary responsibility for these operations. The contractor shall provide the Resident Engineer (RE) with a staking plan layout for approval prior to the installation of signs. The RE will also provide assistance during this layout provided a request is submitted to the RE or Construction Project Manager 48 hours in advance. This will ensure that all permanently mounted traffic control devices remain consistent with District policy and avoid re-staking. If the contractor installs any signs without engineer approval, all costs associated with re-staking and/or relocation will be at the contractor's expense.

1.2 The intent of this provision is to increase the quality of our work zones and minimize negative impacts to the contractor's schedule that can result from delays in staking.

1.3 Any adjustments to the plan quantities or line numbers established in the contract shall be approved by the Engineer.

2.0 Basis of Payment. No direct payment will be made to cover the costs associated with these additional requirements. All costs will be considered completely covered by the unit bid price submitted for Contractor Furnished Surveying and Staking.

Q. Access to Commercial Properties

1.0 Description. While working on and around commercial entrances, the contractor shall make every reasonable effort to minimize any interference to business and to pursue the work diligently. Under no circumstances shall the contractor block ingress/egress to and from businesses during the normal business hours of each business unless approved by the property owner and the engineer.

1.1 The contractor shall contact each business to advise them of the work that will take place before working around each business entrance. In some cases where a property has more than one entrance, the property owner may have a preference on whether to have one entrance closed while working around it or whether to have the entrances worked around one-half at a time. The

contractor is required to do the work according to each individual property owner's preference. The contractor is not to disturb any existing trees, landscaping, small block walls or irrigation lines. The contractor will solely be responsible for repairing any damage to the property caused by contractor operations.

2.0 Basis of Payment. No direct payment will be made to the contractor for all costs incurred with compliance of this provision.

R. Sodding and Fertilizing

1.0 Description. This work shall consist of installing sod and fertilizer in accordance with Sections 801 and 803 of the Standard Specification.

2.0 Construction Requirements. Sod shall be installed at all locations where the contractor's operations have disturbed adjacent, existing grass landscapes or as approved by the engineer. Lime and fertilizer shall be applied to all sodded locations in accordance with Section 801 and per Standard Plan 805.00.

3.0 Method of Measurement. Measurement of sodded areas shall be made to the nearest square yard. The area required for fertilizer shall match the final area for sod. Plan quantities were estimated per the visual number of curb and sidewalk locations with adjacent grassy areas. More or less quantity of said materials may be needed depending upon construction requirements at each location. The Engineer shall verify and approve the contractor's location and quantity of newly sodded areas.

4.0 Basis of Payment. All costs incurred by the Contractor by reason of compliance to satisfy the above requirements shall be considered incidental to and completely covered in the bid item 803-10.00A, Turf Type Tall Fescue Sodding, measured per square yard.

S. ADA Compliant Moveable Barricades

1.0 Description. This work shall consist of providing moveable barricades to satisfy the requirements of the pedestrian traffic control plans as shown in the bidding documents. The contractor will be responsible for moving the pedestrian barricades to coincide with their planned order of work.

2.0 Construction Requirements. The contractor shall use a movable barricade that meets the requirements as established by the ADA. The pedestrian barricades shall be of self-supporting type having a minimum length of 6 feet per unit. The face of the barricade shall not extend into adjacent sidewalk considered open for pedestrian use. The contractor will be responsible for setting and maintaining the pedestrian barricades until all of the proposed improvements have been constructed.

3.0 Method of Measurement. Measurement for ADA Compliant Moveable Barricade will be made per each for each 6 feet (min.) unit provided.

4.0 Basis of Payment. Payment for all work necessary to fulfill the requirements noted above shall be considered completely covered in the contract unit price for Pay Item No. 616-99.02,

ADA Compliant Moveable Barricade, per each. No direct payment will be made for any necessary relocation of the ADA compliant barricade.

T. Curb Ramps And Sidewalk

1.0 Description. Construction of concrete curbs, aprons, curb ramps, transition areas, sidewalk and landings shall be in accordance with applicable portions of Sections 608 & 609 of the Standard Specification and Standard Plans for Highway Construction 608.10, as shown on the plans, and meet ADA requirements.

2.0 Construction Requirements. This work shall include, but is not limited to, sidewalk construction including landings, joint construction, aggregate base, compaction, apron modifications, transition area, curb ramp construction, Type S Curb or Type A Curb installation (as required), tie bars or dowel bars (as required), clean-up, etc. for each location shown on the plans.

The following requirements shall be applicable to construction of this project:

- Existing curb, curb and gutter, sidewalk, shoulders, etc. that are adjacent to a designated curb ramp and/or sidewalk improvement area that is damaged during construction shall be replaced/repaired to match existing materials and condition.

- Variable height curb along the roadside may be constructed monolithic or separate depending on construction operations. Integral curb shall be doweled to the existing gutter or pavement.

- Integral or Type S-curb shall be used along the existing right-of-way when constructing curb ramps as shown on the plans. The cost of the curb is included in pay limits of the curb ramp.

- The transition area shall be 8" thick and tied to the existing roadway pavement and existing paved approach or sidewalk it is matching.

- Curing compound for all concrete construction shall be a clear or translucent color. The white pigmented option or other colored compound will not be allowed.

- Adjacent grass areas, landscaping, irrigation lines, pavement, etc. disturbed by curb ramp or sidewalk construction shall be repaired or replaced to match or exceed existing conditions. Sod quantities are included for adjacent areas. More or less sod may be required depending on actual field conditions.

3.0 Method of Measurement. Curb ramps and concrete sidewalk will be measured to the nearest 1/10 square yard. Measurement of incidental items required to complete all aspects of construction for the above noted items at each new curb ramp and sidewalk location will not be made individually unless specified elsewhere in the contract.

4.0 Basis of Payment. All costs incurred by the contractor by reason of compliance to satisfy the above requirements shall be considered incidental to and completely covered by the contract unit price for each of the pay items with in the contract.

U. ADA Material Testing Frequency Modifications JSP-23-01

1.0 Description. This provision revises the Inspection and Testing Plan (ITP) for the construction of ADA compliant features to better match the nature of the work. The Quality Control (QC) testing frequency for the Sections identified below are to be revised as specified.

2.0 Compaction Test on Base Rock Under Sidewalk, Curb Ramps and Paved Approaches. (Revises ITP Sec 304.3.4) The required test frequency will be one per 600 tons.

3.0 Gradation Test on Base Rock Under Sidewalk, Curb Ramps and Paved Approaches. (Revises ITP Sec 304.4.1) The required frequency will be one per 500 tons.

4.0 Concrete Plan Checklists. (Revises ITP Sec 501) Submittal of the 501 Concrete Plant Checklist will be once per week when the contractor is only pouring curb, sidewalk, paved approaches, and curb ramps.

5.0 Concrete Median, Median Strip, Sidewalk, Curb Ramps, and Curb. (Revises ITP Sec 608) The required frequency will be the first truckload for the project and each 100 CUYDs for air and slump thereafter. Strength will be verified by use of cylinders or maturity meters at a minimum rate of one per 100 CUYD.

6.0 Paved Approaches. (ITP Sec 608) The required testing of one test from the first truckload per day and each 100 CUYDs for air and slump will remain per ITP. Strength will be verified by use of cylinders or maturity meters at a minimum rate of one per 100 CUYD.

7.0 Curb Concrete. (Revises ITP Sec 609) The required frequency will be the same as Sec 5.0 above.

8.0 Basis of Payment. No direct payment will be made to the contractor to fulfill the above requirements.

V. Crushed Stone Base, 8 INCH

1.0 Description. This work and material shall conform with City of Joplin Standard Specifications - Section 1400 – Untreated Compacted Aggregate.

2.0 Method of Measurement. Final measurement of the completed crushed stone base will not be made except for authorized changes during construction, or where appreciable errors are found in the contract quantity. Where required, measurement of aggregate base course, complete in place, will be made to the nearest square yard. The revision or correction will be computed and added to or deducted from the contract quantity.

3.0 Basis of Payment. The accepted quantities of 8 inch thick crushed stone base will be paid for at the contract unit price for item **310-99.05, CRUSHED STONE BASE, 8-INCH, Square Yard**, and will be considered as full compensation for all labor, equipment, material, and other construction costs involved to complete the described work.

W. Asphaltic Concrete Base, 4-INCH

1.0 Description. This work and material shall conform with City of Joplin Standard Specifications – Division 2000 – Flexible Pavement and Incidental Construction.

2.0 Method of Measurement. Final measurement of the completed asphaltic concrete base will not be made except for authorized changes during construction, or where appreciable errors are found in the contract quantity. Where required, measurement of asphaltic concrete base, complete in place, will be made to the nearest square yard. The revision or correction will be computed and added to or deducted from the contract quantity.

3.0 Basis of Payment. The accepted quantities of asphaltic concrete base, 4 inches thick will be paid for at the contract unit price for item **401-99.05, ASPHALTIC CONCRETE BASE, 4-INCH, Square Yard**, and will be considered as full compensation for all labor, equipment, material, and other construction costs involved to complete the described work.

X. Asphaltic Concrete Surface, 2-INCH

1.0 Description. This work and material shall conform with City of Joplin Standard Specifications – Division 2000 – Flexible Pavement and Incidental Construction.

2.0 Method of Measurement. Final measurement of the completed asphaltic concrete surface will not be made except for authorized changes during construction, or where appreciable errors are found in the contract quantity. Where required, measurement of asphaltic concrete surface, complete in place, will be made to the nearest square yard. The revision or correction will be computed and added to or deducted from the contract quantity.

3.0 Basis of Payment. The accepted quantities of asphaltic concrete surface, 2 inches thick, will be paid for at the contract unit price for item **401-99.05, ASPHALTIC CONCRETE SURFACE, 2-INCH, Square Yard**, and will be considered as full compensation for all labor, equipment, material, and other construction costs involved to complete the described work.

Y. Type C Curb and Gutter

1.0 Description. This work and material shall conform with City of Joplin Standard Specifications – Section 3200 – Concrete Curb and Gutter.

2.0 Method of Measurement. Final measurement of the completed curb and gutter will not be made except for authorized changes during construction, or where appreciable errors are found in the contract quantity. Where required, measurement of concrete curb and gutter, complete in place, will be made to the nearest linear foot. The revision or correction will be computed and added to or deducted from the contract quantity.

3.0 Basis of Payment. The accepted quantities of Type C Curb and Gutter, will be paid for at the contract unit price for item **609-99.03, TYPE C CURB AND GUTTER, LINEAR FOOT**, and will be considered as full compensation for all labor, equipment, material, and other construction costs involved to complete the described work.

Z. Storm Sewer Junction Box, 4' x 7'

1.0 Description. This work and material shall conform with City of Joplin Standard Specifications – Section 4400 – Storm Sewer Inlets & Junction Boxes, with City of Joplin Standard Detail STM-05, and with the project drawings.

2.0 Method of Measurement. Final measurement of the completed storm sewer junction box will not be made except for authorized changes during construction, or where appreciable errors are found in the contract quantity. Where required, measurement of storm sewer junction box, complete in place, will be made per each. The revision or correction will be computed and added to or deducted from the contract quantity.

3.0 Basis of Payment. The accepted quantities of storm sewer junction box, will be paid for at the contract unit price for item **614-30.13, MANHOLE FRAME & COVER TYPE 3, EACH and 614-99.02, STORM SEWER JUNCTION BOX 4X7, EACH**, and will be considered as full compensation for all labor, equipment, material, and other construction costs involved to complete the described work.

AA. Relocate and Remount Existing Sign on New PSST Post

1.0 Description. This item provides for relocating and mounting existing signs of various sizes to new posts at locations shown on the signing sheets.

2.0 Construction Requirements. The contractor shall install new posts at the locations shown and then mount existing signs to the appropriate post type as summarized on sheet D-29 and D-30 of the signing sheets. All work shall be in accordance with the construction requirements of Section 903.

3.0 Method of Measurement. Measurement will be made per each for relocating and mounting existing signs to new Perforated Square Steel Tube (PSST) Posts. Measurement for any concrete footings, structural steel posts, pipe posts, perforated square steel tubes and anchor sleeves, and breakaway assemblies will be made in accordance with Section 903.

4.0 Basis of Payment. All cost incurred for relocating and mounting existing signs to new PSST posts at the locations shown, complete in place, will be paid for at the contract unit price for Pay Item 903-99.02, Relocate and Remount Existing Sign on New PSST, per each. Payment for all other labor, equipment, material, and incidental items will be made in accordance with Section 903 and paid for at the contract unit price for each of the pay items included in the contract.

BB. Audible Pedestrian Pushbuttons & Signing

1.0 Description. Audible pedestrian pushbuttons and signing will be required for all signalized pedestrian crosswalks at all intersections. Each audible pedestrian signaling system shall include all electronic control equipment, mounting hardware and pushbuttons necessary to provide audible tone and speech indications as well as a vibrating tactile indication for specific pedestrian signal functions. Each audible pedestrian system will also include the hardware and software needed for programming the system operational parameters.

2.0 Installation, Programming and Functionality. The contractor shall install the audible pedestrian system following manufacturer's recommendations and Sec 902, and program each component for operation to provide the following functionality. Prior to activating each audible

pedestrian system, the contractor shall submit a listing of the values programmed for all variable system parameters to the engineer for review and approval. Use Section 4E.09 – 4E.13 of the 2009 MUTCD for additional guidance of initial values for each programmable parameter.

2.1 Audible Locator Tone. The Locator tone tells the pedestrian that the intersection is equipped with an APS and where it is. The locator tone shall operate during the DON'T WALK and flashing DON'T WALK intervals only and shall be deactivated when the pedestrian signal is not operative. Push button locator tones shall be intensity responsive to ambient sound and be audible 6 to 12 feet from the pushbutton, or the building line, whichever is less.

2.2 Verbal Wait Message. This acknowledgement message confirms for the pedestrian that their button press has placed a call. Each actuation shall be accompanied by the speech message "wait."

2.3 Walk Message. Where two accessible pedestrian signals are separated by a distance of at least 10 feet, the audible walk indication shall be a percussive tone. Where two accessible pedestrian signals on one corner are not separated by a distance of at least 10 feet, the audible walk indication shall be a speech walk message.

2.3.1 Audible tone. Walk indications shall repeat at eight to ten ticks per second. Audible tones used as walk indications shall consist of multiple frequencies with a dominant component at 880 Hz.

2.3.2 Verbal walk. Message provides a clear message that the walk interval is in effect, as well as to which crossing it applies. The message shall be audible from the entrance of the associated crosswalk. Walk messages that are used at intersections having pedestrian phasing that is concurrent with vehicular phasing shall be patterned after the model: "Broadway. Walk sign is on to cross Broadway." Walk messages that are used at intersections having exclusive pedestrian phasing shall be patterned after the model: "Walk sign is on for all crossings."

2.4 Vibrotactile Message. Vibrotactile indications shall be provided by a tactile arrow on the pushbutton that vibrates during the walk interval only. The arrow shall be located on the pushbutton, have high visual contrast, and shall be aligned parallel to the direction of travel on the associated crosswalk.

2.5 Volume. Automatic volume adjustment in response to ambient traffic sound level will be provided up to a maximum volume of 100 dB. The units shall be responsive to ambient noise level changes up to no more than 5 dB louder than ambient sound. Tone or voice volume measured at 36 inches from the unit shall be 2dB minimum and 5dB maximum above ambient noise level. At installation, signal system is to be adjusted to be audible at no more than 5 to 12 feet from the system.

3.0 Equipment requirements. The audible pedestrian system and its components, in form and functionality, shall meet or exceed the requirements of the following documents and standards:

- 2009 MUTCD, Section 4E.09 – 4E.13
- NEMA 250 – 4X
- NEMA TS1, TS2, TS4,Type 170, Type 2070

4.0 Documentation and Support. Two copies of the operation and maintenance manuals for each installed system shall be included.

5.0 Construction Requirements. Construction requirements shall conform to Sec 902, 1061, and 1092.

6.0 Method of Measurement. Method of measurement shall conform to Sec 902.

7.0 Payment. Payment for the audible signals will be for each unit per bid item, 902-49.21, "Accessible Pedestrian Signal", per each. This will include all wiring, power adaptors, and installation hardware needed. Payment for signing will be included in the pay item for audible pedestrian pushbutton.

CC. Signal Controller & Cabinet

1.0 Description. This work shall consist of providing and installing a new 2070 controller with cabinet at the intersection of Rangeline and 15th Street.

2.0 Material Requirements. The new controller installed with this project shall consist of ATC eX 2070 controllers with OMNI-eX software as manufactured by McCain, Inc. placed inside a 332 cabinet.

3.0 Communications. The contractor shall be responsible for providing and installing all necessary items to make the new signal controllers operational. This includes but is not limited to the 2070 controller, the OMNI-eX software, and the 332 cabinet. The engineer will provide the existing cycle lengths, but the contractor shall ultimately be responsible for programming the timings into the new controllers.

4.0 Method of Measurement. Method of measurement will be made per each controller installed by the contractor and acceptable by the engineer.

4.1 It is brought to the contractor's attention that there will be a need to disconnect, move and reconnect the existing fiber optic line to the controller. This work shall be considered incidental to and part of the pay item described herein. No additional compensation shall be granted for compliance with this provision.

5.0 Basis of Payment. Accepted signal controllers will be paid for at the contract unit price for item 902-99.02 Signal Controller and Cabinet, per each.

DD. Loop Detectors

1.0 Description. This work shall consist of providing loop detectors for signal installations. Detectors shall be in accordance with the standard specifications and installed to provide detection at locations as shown on the plans or as directed by the engineer.

2.0 Method of Measurement. Method of measurement will be in accordance with Section 902.

3.0 Basis of Payment. Loop Detectors will be paid for at the contract unit price for Pay Item No. 902-85.00, Cable, Loop Detector, In Duct, per Linear Foot. No direct payment will be made for incidental items necessary to complete the work.

EE. Signal Detection Disconnection

1.0 Description. The contractor shall contact the Traffic Management Center to coordinate a new signal timing at a minimum of 2 working days prior to the disconnection of the signal's detection capabilities or prior to the milling of an approach with inductive loop detection.

2.0 Contact Information

Melanie Belote, Traffic Studies Specialist
Southwest District Traffic Management Center
Telephone Number: 417-829-8056
Cell Number: 417-689-3783
Email Melanie.Belote@modot.mo.gov

3.0 Basis of Payment. No direct pay will be made to the contractor to recover the cost or time required to fulfill the above provisions.

FF. Signal Base Removal

1.0 Description. The bidder/contractor shall take note that the location of the some of the existing traffic signal bases conflicts with the location of the proposed traffic signal bases. All conflicting signal bases and appurtenances shall be removed in their entirety to allow construction of the new signal bases.

2.0 Basis of Payment. Payment for removal of signal bases shall be considered completely covered by the contract unit price for 202-20.10, Removal of Improvements, per lump sum.

REQUIRED CONTRACT PROVISIONS
FEDERAL-AID CONSTRUCTION CONTRACTS

I. General
II. Nondiscrimination
III. Non-segregated Facilities
IV. Davis-Bacon and Related Act Provisions
V. Contract Work Hours and Safety Standards Act Provisions
VI. Subletting or Assigning the Contract
VII. Safety: Accident Prevention
VIII. False Statements Concerning Highway Projects
IX. Implementation of Clean Air Act and Federal Water Pollution Control Act
X. Certification Regarding Debarment, Suspension, Ineligibility and Voluntary Exclusion
XI. Certification Regarding Use of Contract Funds for Lobbying
XII. Use of United States-Flag Vessels:

ATTACHMENTS

A. Employment and Materials Preference for Appalachian Development Highway System or Appalachian Local Access Road Contracts (included in Appalachian contracts only)

I. GENERAL

1. Form FHWA-1273 must be physically incorporated in each construction contract funded under title 23, United States Code, as required in 23 CFR 633.102(b) (excluding emergency contracts solely intended for debris removal). The contractor (or subcontractor) must insert this form in each subcontract and further require its inclusion in all lower tier subcontracts (excluding purchase orders, rental agreements and other agreements for supplies or services). 23 CFR 633.102(e).

The applicable requirements of Form FHWA-1273 are incorporated by reference for work done under any purchase order, rental agreement or agreement for other services. The prime contractor shall be responsible for compliance by any subcontractor, lower-tier subcontractor or service provider. 23 CFR 633.102(e).

Form FHWA-1273 must be included in all Federal-aid design-build contracts, in all subcontracts and in lower tier subcontracts (excluding subcontracts for design services, purchase orders, rental agreements and other agreements for supplies or services) in accordance with 23 CFR 633.102. The design-builder shall be responsible for compliance by any subcontractor, lower-tier subcontractor or service provider.

Contracting agencies may reference Form FHWA-1273 in solicitation-for-bids or request-for-proposals documents, however, the Form FHWA-1273 must be physically incorporated (not referenced) in all contracts, subcontracts and lower-tier subcontracts (excluding purchase orders, rental agreements and other agreements for supplies or services related to a construction contract). 23 CFR 633.102(b).

2. Subject to the applicability criteria noted in the following sections, these contract provisions shall apply to all work performed on the contract by the contractor's own organization and with the assistance of workers under the contractor's immediate superintendence and to all work performed on the contract by piecework, station work, or by subcontract. 23 CFR 633.102(d).

3. A breach of any of the stipulations contained in these Required Contract Provisions may be sufficient grounds for withholding of progress payments, withholding of final payment, termination of the contract, suspension / debarment or any other action determined to be appropriate by the contracting agency and FHWA.

4. Selection of Labor: During the performance of this contract, the contractor shall not use convict labor for any purpose within the limits of a construction project on a Federal-aid highway unless it is labor performed by convicts who are on parole, supervised release, or probation. 23 U.S.C. 114(b). The term Federal-aid highway does not include roadways functionally classified as local roads or rural minor collectors. 23 U.S.C. 101(a).

II. NONDISCRIMINATION (23 CFR 230.107(a); 23 CFR Part 230, Subpart A, Appendix A; EO 11246)

The provisions of this section related to 23 CFR Part 230, Subpart A, Appendix A are applicable to all Federal-aid construction contracts and to all related construction subcontracts of $10,000 or more. The provisions of 23 CFR Part 230 are not applicable to material supply, engineering, or architectural service contracts.

In addition, the contractor and all subcontractors must comply with the following policies: Executive Order 11246, 41 CFR Part 60, 29 CFR Parts 1625-1627, 23 U.S.C. 140, Section 504 of the Rehabilitation Act of 1973, as amended (29 U.S.C. 794), Title VI of the Civil Rights Act of 1964, as amended (42 U.S.C. 2000d et seq.), and related regulations including 49 CFR Parts 21, 26, and 27; and 23 CFR Parts 200, 230, and 633.

The contractor and all subcontractors must comply with: the requirements of the Equal Opportunity Clause in 41 CFR 60-1.4(b) and, for all construction contracts exceeding $10,000, the Standard Federal Equal Employment Opportunity Construction Contract Specifications in 41 CFR 60-4.3.

Note: The U.S. Department of Labor has exclusive authority to determine compliance with Executive Order 11246 and the policies of the Secretary of Labor including 41 CFR Part 60, and 29 CFR Parts 1625-1627. The contracting agency and the FHWA have the authority and the responsibility to ensure compliance with 23 U.S.C. 140, Section 504 of the Rehabilitation Act of 1973, as amended (29 U.S.C. 794), and Title VI of the Civil Rights Act of 1964, as amended (42 U.S.C. 2000d et seq.), and related regulations including 49 CFR Parts 21, 26, and 27; and 23 CFR Parts 200, 230, and 633.

The following provision is adopted from 23 CFR Part 230, Subpart A, Appendix A, with appropriate revisions to conform to the U.S. Department of Labor (US DOL) and FHWA requirements.

1. Equal Employment Opportunity: Equal Employment Opportunity (EEO) requirements not to discriminate and to take affirmative action to assure equal opportunity as set forth under laws, executive orders, rules, regulations (*see* 28 CFR Part 35, 29 CFR Part 1630, 29 CFR Parts 1625-1627, 41 CFR Part 60 and 49 CFR Part 27) and orders of the Secretary of Labor as modified by the provisions prescribed herein, and imposed pursuant to 23 U.S.C. 140, shall constitute the EEO and specific affirmative action standards for the contractor's project activities under this contract. The provisions of the Americans with Disabilities Act of 1990 (42 U.S.C. 12101 et seq.) set forth under 28 CFR Part 35 and 29 CFR Part 1630 are incorporated by reference in this contract. In the execution of this contract, the contractor agrees to comply with the following minimum specific requirement activities of EEO:

a. The contractor will work with the contracting agency and the Federal Government to ensure that it has made every good faith effort to provide equal opportunity with respect to all of its terms and conditions of employment and in their review of activities under the contract. 23 CFR 230.409 (g)(4) & (5).

b. The contractor will accept as its operating policy the following statement:

"It is the policy of this Company to assure that applicants are employed, and that employees are treated during employment, without regard to their race, religion, sex, sexual orientation, gender identity, color, national origin, age or disability. Such action shall include: employment, upgrading, demotion, or transfer; recruitment or recruitment advertising; layoff or termination; rates of pay or other forms of compensation; and selection for training, including apprenticeship, pre-apprenticeship, and/or on-the-job training."

2. EEO Officer: The contractor will designate and make known to the contracting officers an EEO Officer who will have the responsibility for and must be capable of effectively administering and promoting an active EEO program and who must be assigned adequate authority and responsibility to do so.

3. Dissemination of Policy: All members of the contractor's staff who are authorized to hire, supervise, promote, and discharge employees, or who recommend such action or are substantially involved in such action, will be made fully cognizant of and will implement the contractor's EEO policy and contractual responsibilities to provide EEO in each grade and classification of employment. To ensure that the above agreement will be met, the following actions will be taken as a minimum:

a. Periodic meetings of supervisory and personnel office employees will be conducted before the start of work and then not less often than once every six months, at which time the contractor's EEO policy and its implementation will be reviewed and explained. The meetings will be conducted by the EEO Officer or other knowledgeable company official.

b. All new supervisory or personnel office employees will be given a thorough indoctrination by the EEO Officer, covering all major aspects of the contractor's EEO obligations within thirty days following their reporting for duty with the contractor.

c. All personnel who are engaged in direct recruitment for the project will be instructed by the EEO Officer in the contractor's procedures for locating and hiring minorities and women.

d. Notices and posters setting forth the contractor's EEO policy will be placed in areas readily accessible to employees, applicants for employment and potential employees.

e. The contractor's EEO policy and the procedures to implement such policy will be brought to the attention of employees by means of meetings, employee handbooks, or other appropriate means.

4. Recruitment: When advertising for employees, the contractor will include in all advertisements for employees the notation: "An Equal Opportunity Employer." All such advertisements will be placed in publications having a large circulation among minorities and women in the area from which the project work force would normally be derived.

a. The contractor will, unless precluded by a valid bargaining agreement, conduct systematic and direct recruitment through public and private employee referral sources likely to yield qualified minorities and women. To meet this requirement, the contractor will identify sources of potential minority group employees and establish with such identified sources procedures whereby minority and women applicants may be referred to the contractor for employment consideration.

b. In the event the contractor has a valid bargaining agreement providing for exclusive hiring hall referrals, the contractor is expected to observe the provisions of that agreement to the extent that the system meets the contractor's compliance with EEO contract provisions. Where implementation of such an agreement has the effect of discriminating against minorities or women, or obligates the contractor to do the same, such implementation violates Federal nondiscrimination provisions.

c. The contractor will encourage its present employees to refer minorities and women as applicants for employment. Information and procedures with regard to referring such applicants will be discussed with employees.

5. Personnel Actions: Wages, working conditions, and employee benefits shall be established and administered, and personnel actions of every type, including hiring, upgrading, promotion, transfer, demotion, layoff, and termination, shall be taken without regard to race, color, religion, sex, sexual orientation, gender identity, national origin, age or disability. The following procedures shall be followed:

a. The contractor will conduct periodic inspections of project sites to ensure that working conditions and employee facilities do not indicate discriminatory treatment of project site personnel.

b. The contractor will periodically evaluate the spread of wages paid within each classification to determine any evidence of discriminatory wage practices.

c. The contractor will periodically review selected personnel actions in depth to determine whether there is evidence of discrimination. Where evidence is found, the contractor will promptly take corrective action. If the review indicates that the discrimination may extend beyond the actions reviewed, such corrective action shall include all affected persons.

d. The contractor will promptly investigate all complaints of alleged discrimination made to the contractor in connection with its obligations under this contract, will attempt to resolve such complaints, and will take appropriate corrective action

within a reasonable time. If the investigation indicates that the discrimination may affect persons other than the complainant, such corrective action shall include such other persons. Upon completion of each investigation, the contractor will inform every complainant of all of their avenues of appeal.

6. Training and Promotion:

a. The contractor will assist in locating, qualifying, and increasing the skills of minorities and women who are applicants for employment or current employees. Such efforts should be aimed at developing full journey level status employees in the type of trade or job classification involved.

b. Consistent with the contractor's work force requirements and as permissible under Federal and State regulations, the contractor shall make full use of training programs (i.e., apprenticeship and on-the-job training programs for the geographical area of contract performance). In the event a special provision for training is provided under this contract, this subparagraph will be superseded as indicated in the special provision. The contracting agency may reserve training positions for persons who receive welfare assistance in accordance with 23 U.S.C. 140(a).

c. The contractor will advise employees and applicants for employment of available training programs and entrance requirements for each.

d. The contractor will periodically review the training and promotion potential of employees who are minorities and women and will encourage eligible employees to apply for such training and promotion.

7. Unions: If the contractor relies in whole or in part upon unions as a source of employees, the contractor will use good faith efforts to obtain the cooperation of such unions to increase opportunities for minorities and women. 23 CFR 230.409. Actions by the contractor, either directly or through a contractor's association acting as agent, will include the procedures set forth below:

a. The contractor will use good faith efforts to develop, in cooperation with the unions, joint training programs aimed toward qualifying more minorities and women for membership in the unions and increasing the skills of minorities and women so that they may qualify for higher paying employment.

b. The contractor will use good faith efforts to incorporate an EEO clause into each union agreement to the end that such union will be contractually bound to refer applicants without regard to their race, color, religion, sex, sexual orientation, gender identity, national origin, age, or disability.

c. The contractor is to obtain information as to the referral practices and policies of the labor union except that to the extent such information is within the exclusive possession of the labor union and such labor union refuses to furnish such information to the contractor, the contractor shall so certify to the contracting agency and shall set forth what efforts have been made to obtain such information.

d. In the event the union is unable to provide the contractor with a reasonable flow of referrals within the time limit set forth in the collective bargaining agreement, the contractor will, through independent recruitment efforts, fill the employment vacancies without regard to race, color, religion, sex, sexual orientation, gender identity, national origin, age, or disability; making full efforts to obtain qualified and/or qualifiable minorities and women. The failure of a union to provide sufficient referrals (even though it is obligated to provide exclusive referrals under the terms of a collective bargaining agreement) does not relieve the contractor from the requirements of this paragraph. In the event the union referral practice prevents the contractor from meeting the obligations pursuant to Executive Order 11246, as amended, and these special provisions, such contractor shall immediately notify the contracting agency.

8. Reasonable Accommodation for Applicants / Employees with Disabilities: The contractor must be familiar with the requirements for and comply with the Americans with Disabilities Act and all rules and regulations established thereunder. Employers must provide reasonable accommodation in all employment activities unless to do so would cause an undue hardship.

9. Selection of Subcontractors, Procurement of Materials and Leasing of Equipment: The contractor shall not discriminate on the grounds of race, color, religion, sex, sexual orientation, gender identity, national origin, age, or disability in the selection and retention of subcontractors, including procurement of materials and leases of equipment. The contractor shall take all necessary and reasonable steps to ensure nondiscrimination in the administration of this contract.

a. The contractor shall notify all potential subcontractors, suppliers, and lessors of their EEO obligations under this contract.

b. The contractor will use good faith efforts to ensure subcontractor compliance with their EEO obligations.

10. Assurances Required:

a. The requirements of 49 CFR Part 26 and the State DOT's FHWA-approved Disadvantaged Business Enterprise (DBE) program are incorporated by reference.

b. The contractor, subrecipient or subcontractor shall not discriminate on the basis of race, color, national origin, or sex in the performance of this contract. The contractor shall carry out applicable requirements of 49 CFR part 26 in the award and administration of DOT-assisted contracts. Failure by the contractor to carry out these requirements is a material breach of this contract, which may result in the termination of this contract or such other remedy as the recipient deems appropriate, which may include, but is not limited to:
(1) Withholding monthly progress payments;
(2) Assessing sanctions;
(3) Liquidated damages; and/or
(4) Disqualifying the contractor from future bidding as non-responsible.

c. The Title VI and nondiscrimination provisions of U.S. DOT Order 1050.2A at Appendixes A and E are incorporated by reference. 49 CFR Part 21.

11. Records and Reports: The contractor shall keep such records as necessary to document compliance with the EEO requirements. Such records shall be retained for a period of three years following the date of the final payment to the contractor for all contract work and shall be available at reasonable times and places for inspection by authorized representatives of the contracting agency and the FHWA.

a. The records kept by the contractor shall document the following:

(1) The number and work hours of minority and non-minority group members and women employed in each work classification on the project;

(2) The progress and efforts being made in cooperation with unions, when applicable, to increase employment opportunities for minorities and women; and

(3) The progress and efforts being made in locating, hiring, training, qualifying, and upgrading minorities and women.

b. The contractors and subcontractors will submit an annual report to the contracting agency each July for the duration of the project indicating the number of minority, women, and non-minority group employees currently engaged in each work classification required by the contract work. This information is to be reported on Form FHWA-1391. The staffing data should represent the project work force on board in all or any part of the last payroll period preceding the end of July. If on-the-job training is being required by special provision, the contractor will be required to collect and report training data. The employment data should reflect the work force on board during all or any part of the last payroll period preceding the end of July.

III. NONSEGREGATED FACILITIES

This provision is applicable to all Federal-aid construction contracts and to all related construction subcontracts of more than $10,000. 41 CFR 60-1.5.

As prescribed by 41 CFR 60-1.8, the contractor must ensure that facilities provided for employees are provided in such a manner that segregation on the basis of race, color, religion, sex, sexual orientation, gender identity, or national origin cannot result. The contractor may neither require such segregated use by written or oral policies nor tolerate such use by employee custom. The contractor's obligation extends further to ensure that its employees are not assigned to perform their services at any location under the contractor's control where the facilities are segregated. The term "facilities" includes waiting rooms, work areas, restaurants and other eating areas, time clocks, restrooms, washrooms, locker rooms and other storage or dressing areas, parking lots, drinking fountains, recreation or entertainment areas, transportation, and housing provided for employees. The contractor shall provide separate or single-user restrooms and necessary dressing or sleeping areas to assure privacy between sexes.

IV. DAVIS-BACON AND RELATED ACT PROVISIONS

This section is applicable to all Federal-aid construction projects exceeding $2,000 and to all related subcontracts and lower-tier subcontracts (regardless of subcontract size), in accordance with 29 CFR 5.5. The requirements apply to all projects located within the right-of-way of a roadway that is functionally classified as Federal-aid highway. 23 U.S.C. 113. This excludes roadways functionally classified as local roads or rural minor collectors, which are exempt. 23 U.S.C. 101. Where applicable law requires that projects be treated as a project on a Federal-aid highway, the provisions of this subpart will apply regardless of the location of the project. Examples include: Surface Transportation Block Grant Program projects funded under 23 U.S.C. 133 [excluding recreational trails projects], the Nationally Significant Freight and Highway Projects funded under 23 U.S.C. 117, and National Highway Freight Program projects funded under 23 U.S.C. 167.

The following provisions are from the U.S. Department of Labor regulations in 29 CFR 5.5 "Contract provisions and related matters" with minor revisions to conform to the FHWA-1273 format and FHWA program requirements.

1. Minimum wages (29 CFR 5.5)

a. *Wage rates and fringe benefits.* All laborers and mechanics employed or working upon the site of the work (or otherwise working in construction or development of the project under a development statute), will be paid unconditionally and not less often than once a week, and without subsequent deduction or rebate on any account (except such payroll deductions as are permitted by regulations issued by the Secretary of Labor under the Copeland Act (29 CFR part 3)), the full amount of basic hourly wages and bona fide fringe benefits (or cash equivalents thereof) due at time of payment computed at rates not less than those contained in the wage determination of the Secretary of Labor which is attached hereto and made a part hereof, regardless of any contractual relationship which may be alleged to exist between the contractor and such laborers and mechanics. As provided in paragraphs (d) and (e) of 29 CFR 5.5, the appropriate wage determinations are effective by operation of law even if they have not been attached to the contract. Contributions made or costs reasonably anticipated for bona fide fringe benefits under the Davis-Bacon Act (40 U.S.C. 3141(2)(B)) on behalf of laborers or mechanics are considered wages paid to such laborers or mechanics, subject to the provisions of paragraph 1.e. of this section; also, regular contributions made or costs incurred for more than a weekly period (but not less often than quarterly) under plans, funds, or programs which cover the particular weekly period, are deemed to be constructively made or incurred during such weekly period. Such laborers and mechanics must be paid the appropriate wage rate and fringe benefits on the wage determination for the classification(s) of work actually performed, without regard to skill, except as provided in paragraph 4. of this section. Laborers or mechanics performing work in more than one classification may be compensated at the rate specified for each classification for the time actually worked therein: *Provided,* That the employer's payroll records accurately set forth the time spent in each classification in which work is performed. The wage determination (including any additional classifications and wage rates conformed under paragraph 1.c. of this section) and the Davis-Bacon poster (WH–1321) must be posted at all times by the contractor and its subcontractors at the site of the work in a prominent and accessible place where it can be easily seen by the workers.

b. *Frequently recurring classifications.* (1) In addition to wage and fringe benefit rates that have been determined to be prevailing under the procedures set forth in 29 CFR part 1, a wage determination may contain, pursuant to § 1.3(f), wage and fringe benefit rates for classifications of laborers and mechanics for which conformance requests are regularly submitted pursuant to paragraph 1.c. of this section, provided that:

(i) The work performed by the classification is not performed by a classification in the wage determination for which a prevailing wage rate has been determined;

(ii) The classification is used in the area by the construction industry; and

(iii) The wage rate for the classification bears a reasonable relationship to the prevailing wage rates contained in the wage determination.

(2) The Administrator will establish wage rates for such classifications in accordance with paragraph 1.c.(1)(iii) of this section. Work performed in such a classification must be paid at no less than the wage and fringe benefit rate listed on the wage determination for such classification.

c. *Conformance.* (1) The contracting officer must require that any class of laborers or mechanics, including helpers, which is not listed in the wage determination and which is to be employed under the contract be classified in conformance with the wage determination. Conformance of an additional classification and wage rate and fringe benefits is appropriate only when the following criteria have been met:

(i) The work to be performed by the classification requested is not performed by a classification in the wage determination; and

(ii) The classification is used in the area by the construction industry; and

(iii) The proposed wage rate, including any bona fide fringe benefits, bears a reasonable relationship to the wage rates contained in the wage determination.

(2) The conformance process may not be used to split, subdivide, or otherwise avoid application of classifications listed in the wage determination.

(3) If the contractor and the laborers and mechanics to be employed in the classification (if known), or their representatives, and the contracting officer agree on the classification and wage rate (including the amount designated for fringe benefits where appropriate), a report of the action taken will be sent by the contracting officer by email to DBAconformance@dol.gov. The Administrator, or an authorized representative, will approve, modify, or disapprove every additional classification action within 30 days of receipt and so advise the contracting officer or will notify the contracting officer within the 30–day period that additional time is necessary.

(4) In the event the contractor, the laborers or mechanics to be employed in the classification or their representatives, and the contracting officer do not agree on the proposed classification and wage rate (including the amount designated for fringe benefits, where appropriate), the contracting officer will, by email to DBAconformance@dol.gov, refer the questions, including the views of all interested parties and the recommendation of the contracting officer, to the Administrator for determination. The Administrator, or an authorized representative, will issue a determination within 30 days of receipt and so advise the contracting officer or will notify the contracting officer within the 30–day period that additional time is necessary.

(5) The contracting officer must promptly notify the contractor of the action taken by the Wage and Hour Division under paragraphs 1.c.(3) and (4) of this section. The contractor must furnish a written copy of such determination to each affected worker or it must be posted as a part of the wage determination. The wage rate (including fringe benefits where appropriate) determined pursuant to paragraph 1.c.(3) or (4) of this section must be paid to all workers performing work in the classification under this contract from the first day on which work is performed in the classification.

d. *Fringe benefits not expressed as an hourly rate.* Whenever the minimum wage rate prescribed in the contract for a class of laborers or mechanics includes a fringe benefit which is not expressed as an hourly rate, the contractor may either pay the benefit as stated in the wage determination or may pay another bona fide fringe benefit or an hourly cash equivalent thereof.

e. *Unfunded plans.* If the contractor does not make payments to a trustee or other third person, the contractor may consider as part of the wages of any laborer or mechanic the amount of any costs reasonably anticipated in providing bona fide fringe benefits under a plan or program, *Provided,* That the Secretary of Labor has found, upon the written request of the contractor, in accordance with the criteria set forth in § 5.28, that the applicable standards of the Davis-Bacon Act have been met. The Secretary of Labor may require the contractor to set aside in a separate account assets for the meeting of obligations under the plan or program.

f. *Interest.* In the event of a failure to pay all or part of the wages required by the contract, the contractor will be required to pay interest on any underpayment of wages.

2. Withholding (29 CFR 5.5)

a. *Withholding requirements.* The contracting agency may, upon its own action, or must, upon written request of an authorized representative of the Department of Labor, withhold or cause to be withheld from the contractor so much of the accrued payments or advances as may be considered necessary to satisfy the liabilities of the prime contractor or any subcontractor for the full amount of wages and monetary relief, including interest, required by the clauses set forth in this section for violations of this contract, or to satisfy any such liabilities required by any other Federal contract, or federally assisted contract subject to Davis-Bacon labor standards, that is held by the same prime contractor (as defined in § 5.2). The necessary funds may be withheld from the contractor under this contract, any other Federal contract with the same prime contractor, or any other federally assisted contract that is subject to Davis-Bacon labor standards requirements and is held by the same prime contractor, regardless of whether the other contract was awarded or assisted by the same agency, and such funds may be used to satisfy the contractor liability for which the funds were withheld. In the event of a contractor's failure to pay any laborer or mechanic, including any apprentice or helper working on the site of the work all or part of the wages required by the contract, or upon the contractor's failure to submit the required records as discussed in paragraph 3.d. of this section, the contracting agency may on its own initiative and after written notice to the contractor, take such action as may be necessary to cause the suspension of any further payment, advance, or guarantee of funds until such violations have ceased.

b. *Priority to withheld funds.* The Department has priority to funds withheld or to be withheld in accordance with paragraph

2.a. of this section or Section V, paragraph 3.a., or both, over claims to those funds by:

(1) A contractor's surety(ies), including without limitation performance bond sureties and payment bond sureties;

(2) A contracting agency for its reprocurement costs;

(3) A trustee(s) (either a court-appointed trustee or a U.S. trustee, or both) in bankruptcy of a contractor, or a contractor's bankruptcy estate;

(4) A contractor's assignee(s);

(5) A contractor's successor(s); or

(6) A claim asserted under the Prompt Payment Act, 31 U.S.C. 3901–3907.

3. Records and certified payrolls (29 CFR 5.5)

a. *Basic record requirements* (1) *Length of record retention.* All regular payrolls and other basic records must be maintained by the contractor and any subcontractor during the course of the work and preserved for all laborers and mechanics working at the site of the work (or otherwise working in construction or development of the project under a development statute) for a period of at least 3 years after all the work on the prime contract is completed.

(2) *Information required.* Such records must contain the name; Social Security number; last known address, telephone number, and email address of each such worker; each worker's correct classification(s) of work actually performed; hourly rates of wages paid (including rates of contributions or costs anticipated for bona fide fringe benefits or cash equivalents thereof of the types described in 40 U.S.C. 3141(2)(B) of the Davis-Bacon Act); daily and weekly number of hours actually worked in total and on each covered contract; deductions made; and actual wages paid.

(3) *Additional records relating to fringe benefits.* Whenever the Secretary of Labor has found under paragraph 1.e. of this section that the wages of any laborer or mechanic include the amount of any costs reasonably anticipated in providing benefits under a plan or program described in 40 U.S.C. 3141(2)(B) of the Davis-Bacon Act, the contractor must maintain records which show that the commitment to provide such benefits is enforceable, that the plan or program is financially responsible, and that the plan or program has been communicated in writing to the laborers or mechanics affected, and records which show the costs anticipated or the actual cost incurred in providing such benefits.

(4) *Additional records relating to apprenticeship.* Contractors with apprentices working under approved programs must maintain written evidence of the registration of apprenticeship programs, the registration of the apprentices, and the ratios and wage rates prescribed in the applicable programs.

b. *Certified payroll requirements* (1) *Frequency and method of submission.* The contractor or subcontractor must submit weekly, for each week in which any DBA- or Related Acts-covered work is performed, certified payrolls to the contracting agency. The prime contractor is responsible for the submission of all certified payrolls by all subcontractors. A contracting agency or prime contractor may permit or require contractors to submit certified payrolls through an electronic system, as long as the electronic system requires a legally valid electronic signature; the system allows the contractor, the contracting agency, and the Department of Labor to access the certified payrolls upon request for at least 3 years after the work on the prime contract has been completed; and the contracting agency or prime contractor permits other methods of submission in situations where the contractor is unable or limited in its ability to use or access the electronic system.

(2) *Information required.* The certified payrolls submitted must set out accurately and completely all of the information required to be maintained under paragraph 3.a.(2) of this section, except that full Social Security numbers and last known addresses, telephone numbers, and email addresses must not be included on weekly transmittals. Instead, the certified payrolls need only include an individually identifying number for each worker (*e.g.*, the last four digits of the worker's Social Security number). The required weekly certified payroll information may be submitted using Optional Form WH–347 or in any other format desired. Optional Form WH–347 is available for this purpose from the Wage and Hour Division website at *https://www.dol.gov/sites/dolgov/files/WHD/legacy/files/wh347.pdf* or its successor website. It is not a violation of this section for a prime contractor to require a subcontractor to provide full Social Security numbers and last known addresses, telephone numbers, and email addresses to the prime contractor for its own records, without weekly submission by the subcontractor to the contracting agency.

(3) *Statement of Compliance.* Each certified payroll submitted must be accompanied by a "Statement of Compliance," signed by the contractor or subcontractor, or the contractor's or subcontractor's agent who pays or supervises the payment of the persons working on the contract, and must certify the following:

(i) That the certified payroll for the payroll period contains the information required to be provided under paragraph 3.b. of this section, the appropriate information and basic records are being maintained under paragraph 3.a. of this section, and such information and records are correct and complete;

(ii) That each laborer or mechanic (including each helper and apprentice) working on the contract during the payroll period has been paid the full weekly wages earned, without rebate, either directly or indirectly, and that no deductions have been made either directly or indirectly from the full wages earned, other than permissible deductions as set forth in 29 CFR part 3; and

(iii) That each laborer or mechanic has been paid not less than the applicable wage rates and fringe benefits or cash equivalents for the classification(s) of work actually performed, as specified in the applicable wage determination incorporated into the contract.

(4) *Use of Optional Form WH–347.* The weekly submission of a properly executed certification set forth on the reverse side of Optional Form WH–347 will satisfy the requirement for submission of the "Statement of Compliance" required by paragraph 3.b.(3) of this section.

(5) *Signature.* The signature by the contractor, subcontractor, or the contractor's or subcontractor's agent must be an original handwritten signature or a legally valid electronic signature.

(6) *Falsification.* The falsification of any of the above certifications may subject the contractor or subcontractor to civil or criminal prosecution under 18 U.S.C. 1001 and 31 U.S.C. 3729.

(7) *Length of certified payroll retention.* The contractor or subcontractor must preserve all certified payrolls during the course of the work and for a period of 3 years after all the work on the prime contract is completed.

c. *Contracts, subcontracts, and related documents.* The contractor or subcontractor must maintain this contract or subcontract and related documents including, without limitation, bids, proposals, amendments, modifications, and extensions. The contractor or subcontractor must preserve these contracts, subcontracts, and related documents during the course of the work and for a period of 3 years after all the work on the prime contract is completed.

d. *Required disclosures and access* (1) *Required record disclosures and access to workers.* The contractor or subcontractor must make the records required under paragraphs 3.a. through 3.c. of this section, and any other documents that the contracting agency, the State DOT, the FHWA, or the Department of Labor deems necessary to determine compliance with the labor standards provisions of any of the applicable statutes referenced by § 5.1, available for inspection, copying, or transcription by authorized representatives of the contracting agency, the State DOT, the FHWA, or the Department of Labor, and must permit such representatives to interview workers during working hours on the job.

(2) *Sanctions for non-compliance with records and worker access requirements.* If the contractor or subcontractor fails to submit the required records or to make them available, or refuses to permit worker interviews during working hours on the job, the Federal agency may, after written notice to the contractor, sponsor, applicant, owner, or other entity, as the case may be, that maintains such records or that employs such workers, take such action as may be necessary to cause the suspension of any further payment, advance, or guarantee of funds. Furthermore, failure to submit the required records upon request or to make such records available, or to permit worker interviews during working hours on the job, may be grounds for debarment action pursuant to § 5.12. In addition, any contractor or other person that fails to submit the required records or make those records available to WHD within the time WHD requests that the records be produced will be precluded from introducing as evidence in an administrative proceeding under 29 CFR part 6 any of the required records that were not provided or made available to WHD. WHD will take into consideration a reasonable request from the contractor or person for an extension of the time for submission of records. WHD will determine the reasonableness of the request and may consider, among other things, the location of the records and the volume of production.

(3) *Required information disclosures.* Contractors and subcontractors must maintain the full Social Security number and last known address, telephone number, and email address of each covered worker, and must provide them upon request to the contracting agency, the State DOT, the FHWA, the contractor, or the Wage and Hour Division of the Department of Labor for purposes of an investigation or other compliance action.

4. Apprentices and equal employment opportunity (29 CFR 5.5)

a. *Apprentices* (1) *Rate of pay.* Apprentices will be permitted to work at less than the predetermined rate for the work they perform when they are employed pursuant to and individually registered in a bona fide apprenticeship program registered with the U.S. Department of Labor, Employment and Training Administration, Office of Apprenticeship (OA), or with a State Apprenticeship Agency recognized by the OA. A person who is not individually registered in the program, but who has been certified by the OA or a State Apprenticeship Agency (where appropriate) to be eligible for probationary employment as an apprentice, will be permitted to work at less than the predetermined rate for the work they perform in the first 90 days of probationary employment as an apprentice in such a program. In the event the OA or a State Apprenticeship Agency recognized by the OA withdraws approval of an apprenticeship program, the contractor will no longer be permitted to use apprentices at less than the applicable predetermined rate for the work performed until an acceptable program is approved.

(2) *Fringe benefits.* Apprentices must be paid fringe benefits in accordance with the provisions of the apprenticeship program. If the apprenticeship program does not specify fringe benefits, apprentices must be paid the full amount of fringe benefits listed on the wage determination for the applicable classification. If the Administrator determines that a different practice prevails for the applicable apprentice classification, fringe benefits must be paid in accordance with that determination.

(3) *Apprenticeship ratio.* The allowable ratio of apprentices to journeyworkers on the job site in any craft classification must not be greater than the ratio permitted to the contractor as to the entire work force under the registered program or the ratio applicable to the locality of the project pursuant to paragraph 4.a.(4) of this section. Any worker listed on a payroll at an apprentice wage rate, who is not registered or otherwise employed as stated in paragraph 4.a.(1) of this section, must be paid not less than the applicable wage rate on the wage determination for the classification of work actually performed. In addition, any apprentice performing work on the job site in excess of the ratio permitted under this section must be paid not less than the applicable wage rate on the wage determination for the work actually performed.

(4) *Reciprocity of ratios and wage rates.* Where a contractor is performing construction on a project in a locality other than the locality in which its program is registered, the ratios and wage rates (expressed in percentages of the journeyworker's hourly rate) applicable within the locality in which the construction is being performed must be observed. If there is no applicable ratio or wage rate for the locality of the project, the ratio and wage rate specified in the contractor's registered program must be observed.

b. *Equal employment opportunity.* The use of apprentices and journeyworkers under this part must be in conformity with

the equal employment opportunity requirements of Executive Order 11246, as amended, and 29 CFR part 30.

c. Apprentices and Trainees (programs of the U.S. DOT).

Apprentices and trainees working under apprenticeship and skill training programs which have been certified by the Secretary of Transportation as promoting EEO in connection with Federal-aid highway construction programs are not subject to the requirements of paragraph 4 of this Section IV. 23 CFR 230.111(e)(2). The straight time hourly wage rates for apprentices and trainees under such programs will be established by the particular programs. The ratio of apprentices and trainees to journeyworkers shall not be greater than permitted by the terms of the particular program.

5. Compliance with Copeland Act requirements. The contractor shall comply with the requirements of 29 CFR part 3, which are incorporated by reference in this contract as provided in 29 CFR 5.5.

6. Subcontracts. The contractor or subcontractor must insert FHWA-1273 in any subcontracts, along with the applicable wage determination(s) and such other clauses or contract modifications as the contracting agency may by appropriate instructions require, and a clause requiring the subcontractors to include these clauses and wage determination(s) in any lower tier subcontracts. The prime contractor is responsible for the compliance by any subcontractor or lower tier subcontractor with all the contract clauses in this section. In the event of any violations of these clauses, the prime contractor and any subcontractor(s) responsible will be liable for any unpaid wages and monetary relief, including interest from the date of the underpayment or loss, due to any workers of lower-tier subcontractors, and may be subject to debarment, as appropriate. 29 CFR 5.5.

7. Contract termination: debarment. A breach of the contract clauses in 29 CFR 5.5 may be grounds for termination of the contract, and for debarment as a contractor and a subcontractor as provided in 29 CFR 5.12.

8. Compliance with Davis-Bacon and Related Act requirements. All rulings and interpretations of the Davis-Bacon and Related Acts contained in 29 CFR parts 1, 3, and 5 are herein incorporated by reference in this contract as provided in 29 CFR 5.5.

9. Disputes concerning labor standards. As provided in 29 CFR 5.5, disputes arising out of the labor standards provisions of this contract shall not be subject to the general disputes clause of this contract. Such disputes shall be resolved in accordance with the procedures of the Department of Labor set forth in 29 CFR parts 5, 6, and 7. Disputes within the meaning of this clause include disputes between the contractor (or any of its subcontractors) and the contracting agency, the U.S. Department of Labor, or the employees or their representatives.

10. Certification of eligibility. a. By entering into this contract, the contractor certifies that neither it nor any person or firm who has an interest in the contractor's firm is a person or firm ineligible to be awarded Government contracts by virtue of 40 U.S.C. 3144(b) or § 5.12(a).

b. No part of this contract shall be subcontracted to any person or firm ineligible for award of a Government contract by virtue of 40 U.S.C. 3144(b) or § 5.12(a).

c. The penalty for making false statements is prescribed in the U.S. Code, Title 18 Crimes and Criminal Procedure, 18 U.S.C. 1001.

11. Anti-retaliation. It is unlawful for any person to discharge, demote, intimidate, threaten, restrain, coerce, blacklist, harass, or in any other manner discriminate against, or to cause any person to discharge, demote, intimidate, threaten, restrain, coerce, blacklist, harass, or in any other manner discriminate against, any worker or job applicant for:

a. Notifying any contractor of any conduct which the worker reasonably believes constitutes a violation of the DBA, Related Acts, this part, or 29 CFR part 1 or 3;

b. Filing any complaint, initiating or causing to be initiated any proceeding, or otherwise asserting or seeking to assert on behalf of themselves or others any right or protection under the DBA, Related Acts, this part, or 29 CFR part 1 or 3;

c. Cooperating in any investigation or other compliance action, or testifying in any proceeding under the DBA, Related Acts, this part, or 29 CFR part 1 or 3; or

d. Informing any other person about their rights under the DBA, Related Acts, this part, or 29 CFR part 1 or 3.

V. CONTRACT WORK HOURS AND SAFETY STANDARDS ACT

Pursuant to 29 CFR 5.5(b), the following clauses apply to any Federal-aid construction contract in an amount in excess of $100,000 and subject to the overtime provisions of the Contract Work Hours and Safety Standards Act. These clauses shall be inserted in addition to the clauses required by 29 CFR 5.5(a) or 29 CFR 4.6. As used in this paragraph, the terms laborers and mechanics include watchpersons and guards.

1. Overtime requirements. No contractor or subcontractor contracting for any part of the contract work which may require or involve the employment of laborers or mechanics shall require or permit any such laborer or mechanic in any workweek in which he or she is employed on such work to work in excess of forty hours in such workweek unless such laborer or mechanic receives compensation at a rate not less than one and one-half times the basic rate of pay for all hours worked in excess of forty hours in such workweek. 29 CFR 5.5.

2. Violation; liability for unpaid wages; liquidated damages. In the event of any violation of the clause set forth in paragraph 1. of this section the contractor and any subcontractor responsible therefor shall be liable for the unpaid wages and interest from the date of the underpayment. In addition, such contractor and subcontractor shall be liable to the United States (in the case of work done under contract for the District of Columbia or a territory, to such District or to such territory), for liquidated damages. Such liquidated damages shall be computed with respect to each individual laborer or

mechanic, including watchpersons and guards, employed in violation of the clause set forth in paragraph 1. of this section, in the sum currently provided in 29 CFR 5.5(b)(2)* for each calendar day on which such individual was required or permitted to work in excess of the standard workweek of forty hours without payment of the overtime wages required by the clause set forth in paragraph 1. of this section.

* $31 as of January 15, 2023 (See 88 FR 88 FR 2210) as may be adjusted annually by the Department of Labor, pursuant to the Federal Civil Penalties Inflation Adjustment Act of 1990.

3. Withholding for unpaid wages and liquidated damages

a. *Withholding process.* The FHWA or the contracting agency may, upon its own action, or must, upon written request of an authorized representative of the Department of Labor, withhold or cause to be withheld from the contractor so much of the accrued payments or advances as may be considered necessary to satisfy the liabilities of the prime contractor or any subcontractor for any unpaid wages; monetary relief, including interest; and liquidated damages required by the clauses set forth in this section on this contract, any other Federal contract with the same prime contractor, or any other federally assisted contract subject to the Contract Work Hours and Safety Standards Act that is held by the same prime contractor (as defined in § 5.2). The necessary funds may be withheld from the contractor under this contract, any other Federal contract with the same prime contractor, or any other federally assisted contract that is subject to the Contract Work Hours and Safety Standards Act and is held by the same prime contractor, regardless of whether the other contract was awarded or assisted by the same agency, and such funds may be used to satisfy the contractor liability for which the funds were withheld.

b. *Priority to withheld funds.* The Department has priority to funds withheld or to be withheld in accordance with Section IV paragraph 2.a. or paragraph 3.a. of this section, or both, over claims to those funds by:

(1) A contractor's surety(ies), including without limitation performance bond sureties and payment bond sureties;

(2) A contracting agency for its reprocurement costs;

(3) A trustee(s) (either a court-appointed trustee or a U.S. trustee, or both) in bankruptcy of a contractor, or a contractor's bankruptcy estate;

(4) A contractor's assignee(s);

(5) A contractor's successor(s); or

(6) A claim asserted under the Prompt Payment Act, 31 U.S.C. 3901–3907.

4. Subcontracts. The contractor or subcontractor must insert in any subcontracts the clauses set forth in paragraphs 1. through 5. of this section and a clause requiring the subcontractors to include these clauses in any lower tier subcontracts. The prime contractor is responsible for compliance by any subcontractor or lower tier subcontractor with the clauses set forth in paragraphs 1. through 5. In the event of any violations of these clauses, the prime contractor and any subcontractor(s) responsible will be liable for any unpaid wages and monetary relief, including interest from the date of the underpayment or loss, due to any workers of lower-tier subcontractors, and associated liquidated damages and may be subject to debarment, as appropriate.

5. Anti-retaliation. It is unlawful for any person to discharge, demote, intimidate, threaten, restrain, coerce, blacklist, harass, or in any other manner discriminate against, or to cause any person to discharge, demote, intimidate, threaten, restrain, coerce, blacklist, harass, or in any other manner discriminate against, any worker or job applicant for:

a. Notifying any contractor of any conduct which the worker reasonably believes constitutes a violation of the Contract Work Hours and Safety Standards Act (CWHSSA) or its implementing regulations in this part;

b. Filing any complaint, initiating or causing to be initiated any proceeding, or otherwise asserting or seeking to assert on behalf of themselves or others any right or protection under CWHSSA or this part;

c. Cooperating in any investigation or other compliance action, or testifying in any proceeding under CWHSSA or this part; or

d. Informing any other person about their rights under CWHSSA or this part.

VI. SUBLETTING OR ASSIGNING THE CONTRACT

This provision is applicable to all Federal-aid construction contracts on the National Highway System pursuant to 23 CFR 635.116.

1. The contractor shall perform with its own organization contract work amounting to not less than 30 percent (or a greater percentage if specified elsewhere in the contract) of the total original contract price, excluding any specialty items designated by the contracting agency. Specialty items may be performed by subcontract and the amount of any such specialty items performed may be deducted from the total original contract price before computing the amount of work required to be performed by the contractor's own organization (23 CFR 635.116).

a. The term "perform work with its own organization" in paragraph 1 of Section VI refers to workers employed or leased by the prime contractor, and equipment owned or rented by the prime contractor, with or without operators. Such term does not include employees or equipment of a subcontractor or lower tier subcontractor, agents of the prime contractor, or any other assignees. The term may include payments for the costs of hiring leased employees from an employee leasing firm meeting all relevant Federal and State regulatory requirements. Leased employees may only be included in this term if the prime contractor meets all of the following conditions: (based on longstanding interpretation)

(1) the prime contractor maintains control over the supervision of the day-to-day activities of the leased employees;

(2) the prime contractor remains responsible for the quality of the work of the leased employees;

(3) the prime contractor retains all power to accept or exclude individual employees from work on the project; and

(4) the prime contractor remains ultimately responsible for the payment of predetermined minimum wages, the submission of payrolls, statements of compliance and all other Federal regulatory requirements.

b. "Specialty Items" shall be construed to be limited to work that requires highly specialized knowledge, abilities, or equipment not ordinarily available in the type of contracting organizations qualified and expected to bid or propose on the contract as a whole and in general are to be limited to minor components of the overall contract. 23 CFR 635.102.

2. Pursuant to 23 CFR 635.116(a), the contract amount upon which the requirements set forth in paragraph (1) of Section VI is computed includes the cost of material and manufactured products which are to be purchased or produced by the contractor under the contract provisions.

3. Pursuant to 23 CFR 635.116(c), the contractor shall furnish (a) a competent superintendent or supervisor who is employed by the firm, has full authority to direct performance of the work in accordance with the contract requirements, and is in charge of all construction operations (regardless of who performs the work) and (b) such other of its own organizational resources (supervision, management, and engineering services) as the contracting officer determines is necessary to assure the performance of the contract.

4. No portion of the contract shall be sublet, assigned or otherwise disposed of except with the written consent of the contracting officer, or authorized representative, and such consent when given shall not be construed to relieve the contractor of any responsibility for the fulfillment of the contract. Written consent will be given only after the contracting agency has assured that each subcontract is evidenced in writing and that it contains all pertinent provisions and requirements of the prime contract. (based on long-standing interpretation of 23 CFR 635.116).

5. The 30-percent self-performance requirement of paragraph (1) is not applicable to design-build contracts; however, contracting agencies may establish their own self-performance requirements. 23 CFR 635.116(d).

VII. SAFETY: ACCIDENT PREVENTION

This provision is applicable to all Federal-aid construction contracts and to all related subcontracts.

1. In the performance of this contract the contractor shall comply with all applicable Federal, State, and local laws governing safety, health, and sanitation (23 CFR Part 635). The contractor shall provide all safeguards, safety devices and protective equipment and take any other needed actions as it determines, or as the contracting officer may determine, to be reasonably necessary to protect the life and health of employees on the job and the safety of the public and to protect property in connection with the performance of the work covered by the contract. 23 CFR 635.108.

2. It is a condition of this contract, and shall be made a condition of each subcontract, which the contractor enters into pursuant to this contract, that the contractor and any subcontractor shall not permit any employee, in performance of the contract, to work in surroundings or under conditions which are unsanitary, hazardous or dangerous to his/her health or safety, as determined under construction safety and health standards (29 CFR Part 1926) promulgated by the Secretary of Labor, in accordance with Section 107 of the Contract Work Hours and Safety Standards Act (40 U.S.C. 3704). 29 CFR 1926.10.

3. Pursuant to 29 CFR 1926.3, it is a condition of this contract that the Secretary of Labor or authorized representative thereof, shall have right of entry to any site of contract performance to inspect or investigate the matter of compliance with the construction safety and health standards and to carry out the duties of the Secretary under Section 107 of the Contract Work Hours and Safety Standards Act (40 U.S.C. 3704).

VIII. FALSE STATEMENTS CONCERNING HIGHWAY PROJECTS

This provision is applicable to all Federal-aid construction contracts and to all related subcontracts.

In order to assure high quality and durable construction in conformity with approved plans and specifications and a high degree of reliability on statements and representations made by engineers, contractors, suppliers, and workers on Federal-aid highway projects, it is essential that all persons concerned with the project perform their functions as carefully, thoroughly, and honestly as possible. Willful falsification, distortion, or misrepresentation with respect to any facts related to the project is a violation of Federal law. To prevent any misunderstanding regarding the seriousness of these and similar acts, Form FHWA-1022 shall be posted on each Federal-aid highway project (23 CFR Part 635) in one or more places where it is readily available to all persons concerned with the project:

18 U.S.C. 1020 reads as follows:

"Whoever, being an officer, agent, or employee of the United States, or of any State or Territory, or whoever, whether a person, association, firm, or corporation, knowingly makes any false statement, false representation, or false report as to the character, quality, quantity, or cost of the material used or to be used, or the quantity or quality of the work performed or to be performed, or the cost thereof in connection with the submission of plans, maps, specifications, contracts, or costs of construction on any highway or related project submitted for approval to the Secretary of Transportation; or

Whoever knowingly makes any false statement, false representation, false report or false claim with respect to the character, quality, quantity, or cost of any work performed or to be performed, or materials furnished or to be furnished, in connection with the construction of any highway or related project approved by the Secretary of Transportation; or

Whoever knowingly makes any false statement or false representation as to material fact in any statement, certificate, or report submitted pursuant to provisions of the Federal-aid Roads Act approved July 11, 1916, (39 Stat. 355), as amended and supplemented;

Shall be fined under this title or imprisoned not more than 5 years or both."

IX. IMPLEMENTATION OF CLEAN AIR ACT AND FEDERAL WATER POLLUTION CONTROL ACT (42 U.S.C. 7606; 2 CFR 200.88; EO 11738)

This provision is applicable to all Federal-aid construction contracts in excess of $150,000 and to all related subcontracts. 48 CFR 2.101; 2 CFR 200.327.

By submission of this bid/proposal or the execution of this contract or subcontract, as appropriate, the bidder, proposer, Federal-aid construction contractor, subcontractor, supplier, or vendor agrees to comply with all applicable standards, orders or regulations issued pursuant to the Clean Air Act (42 U.S.C. 7401-7671q) and the Federal Water Pollution Control Act, as amended (33 U.S.C. 1251-1387). Violations must be reported to the Federal Highway Administration and the Regional Office of the Environmental Protection Agency. 2 CFR Part 200, Appendix II.

The contractor agrees to include or cause to be included the requirements of this Section in every subcontract, and further agrees to take such action as the contracting agency may direct as a means of enforcing such requirements. 2 CFR 200.327.

X. CERTIFICATION REGARDING DEBARMENT, SUSPENSION, INELIGIBILITY AND VOLUNTARY EXCLUSION

This provision is applicable to all Federal-aid construction contracts, design-build contracts, subcontracts, lower-tier subcontracts, purchase orders, lease agreements, consultant contracts or any other covered transaction requiring FHWA approval or that is estimated to cost $25,000 or more – as defined in 2 CFR Parts 180 and 1200. 2 CFR 180.220 and 1200.220.

1. Instructions for Certification – First Tier Participants:

a. By signing and submitting this proposal, the prospective first tier participant is providing the certification set out below.

b. The inability of a person to provide the certification set out below will not necessarily result in denial of participation in this covered transaction. The prospective first tier participant shall submit an explanation of why it cannot provide the certification set out below. The certification or explanation will be considered in connection with the department or agency's determination whether to enter into this transaction. However, failure of the prospective first tier participant to furnish a certification or an explanation shall disqualify such a person from participation in this transaction. 2 CFR 180.320.

c. The certification in this clause is a material representation of fact upon which reliance was placed when the contracting agency determined to enter into this transaction. If it is later determined that the prospective participant knowingly rendered an erroneous certification, in addition to other remedies available to the Federal Government, the contracting agency may terminate this transaction for cause of default. 2 CFR 180.325.

d. The prospective first tier participant shall provide immediate written notice to the contracting agency to whom this proposal is submitted if any time the prospective first tier participant learns that its certification was erroneous when submitted or has become erroneous by reason of changed circumstances. 2 CFR 180.345 and 180.350.

e. The terms "covered transaction," "debarred," "suspended," "ineligible," "participant," "person," "principal," and "voluntarily excluded," as used in this clause, are defined in 2 CFR Parts 180, Subpart I, 180.900-180.1020, and 1200. "First Tier Covered Transactions" refers to any covered transaction between a recipient or subrecipient of Federal funds and a participant (such as the prime or general contract). "Lower Tier Covered Transactions" refers to any covered transaction under a First Tier Covered Transaction (such as subcontracts). "First Tier Participant" refers to the participant who has entered into a covered transaction with a recipient or subrecipient of Federal funds (such as the prime or general contractor). "Lower Tier Participant" refers any participant who has entered into a covered transaction with a First Tier Participant or other Lower Tier Participants (such as subcontractors and suppliers).

f. The prospective first tier participant agrees by submitting this proposal that, should the proposed covered transaction be entered into, it shall not knowingly enter into any lower tier covered transaction with a person who is debarred, suspended, declared ineligible, or voluntarily excluded from participation in this covered transaction, unless authorized by the department or agency entering into this transaction. 2 CFR 180.330.

g. The prospective first tier participant further agrees by submitting this proposal that it will include the clause titled "Certification Regarding Debarment, Suspension, Ineligibility and Voluntary Exclusion-Lower Tier Covered Transactions," provided by the department or contracting agency, entering into this covered transaction, without modification, in all lower tier covered transactions and in all solicitations for lower tier covered transactions exceeding the $25,000 threshold. 2 CFR 180.220 and 180.300.

h. A participant in a covered transaction may rely upon a certification of a prospective participant in a lower tier covered transaction that is not debarred, suspended, ineligible, or voluntarily excluded from the covered transaction, unless it knows that the certification is erroneous. 2 CFR 180.300; 180.320, and 180.325. A participant is responsible for ensuring that its principals are not suspended, debarred, or otherwise ineligible to participate in covered transactions. 2 CFR 180.335. To verify the eligibility of its principals, as well as the eligibility of any lower tier prospective participants, each participant may, but is not required to, check the System for Award Management website (https://www.sam.gov/). 2 CFR 180.300, 180.320, and 180.325.

i. Nothing contained in the foregoing shall be construed to require the establishment of a system of records in order to render in good faith the certification required by this clause. The knowledge and information of the prospective participant is not required to exceed that which is normally possessed by a prudent person in the ordinary course of business dealings.

j. Except for transactions authorized under paragraph (f) of these instructions, if a participant in a covered transaction knowingly enters into a lower tier covered transaction with a person who is suspended, debarred, ineligible, or voluntarily excluded from participation in this transaction, in addition to other remedies available to the Federal Government, the department or agency may terminate this transaction for cause or default. 2 CFR 180.325.

* * * * *

2. Certification Regarding Debarment, Suspension, Ineligibility and Voluntary Exclusion – First Tier Participants:

a. The prospective first tier participant certifies to the best of its knowledge and belief, that it and its principals:

(1) Are not presently debarred, suspended, proposed for debarment, declared ineligible, or voluntarily excluded from participating in covered transactions by any Federal department or agency, 2 CFR 180.335;.

(2) Have not within a three-year period preceding this proposal been convicted of or had a civil judgment rendered against them for commission of fraud or a criminal offense in connection with obtaining, attempting to obtain, or performing a public (Federal, State, or local) transaction or contract under a public transaction; violation of Federal or State antitrust statutes or commission of embezzlement, theft, forgery, bribery, falsification or destruction of records, making false statements, or receiving stolen property, 2 CFR 180.800;

(3) Are not presently indicted for or otherwise criminally or civilly charged by a governmental entity (Federal, State or local) with commission of any of the offenses enumerated in paragraph (a)(2) of this certification, 2 CFR 180.700 and 180.800; and

(4) Have not within a three-year period preceding this application/proposal had one or more public transactions (Federal, State or local) terminated for cause or default. 2 CFR 180.335(d).

(5) Are not a corporation that has been convicted of a felony violation under any Federal law within the two-year period preceding this proposal (USDOT Order 4200.6 implementing appropriations act requirements); and

(6) Are not a corporation with any unpaid Federal tax liability that has been assessed, for which all judicial and administrative remedies have been exhausted, or have lapsed, and that is not being paid in a timely manner pursuant to an agreement with the authority responsible for collecting the tax liability (USDOT Order 4200.6 implementing appropriations act requirements).

b. Where the prospective participant is unable to certify to any of the statements in this certification, such prospective participant should attach an explanation to this proposal. 2 CFR 180.335 and 180.340.

* * * * *

3. **Instructions for Certification - Lower Tier Participants:**

(Applicable to all subcontracts, purchase orders, and other lower tier transactions requiring prior FHWA approval or estimated to cost $25,000 or more - 2 CFR Parts 180 and 1200). 2 CFR 180.220 and 1200.220.

a. By signing and submitting this proposal, the prospective lower tier participant is providing the certification set out below.

b. The certification in this clause is a material representation of fact upon which reliance was placed when this transaction was entered into. If it is later determined that the prospective lower tier participant knowingly rendered an erroneous certification, in addition to other remedies available to the Federal Government, the department, or agency with which this transaction originated may pursue available remedies, including suspension and/or debarment.

c. The prospective lower tier participant shall provide immediate written notice to the person to which this proposal is submitted if at any time the prospective lower tier participant learns that its certification was erroneous by reason of changed circumstances. 2 CFR 180.365.

d. The terms "covered transaction," "debarred," "suspended," "ineligible," "participant," "person," "principal," and "voluntarily excluded," as used in this clause, are defined in 2 CFR Parts 180, Subpart I, 180.900 – 180.1020, and 1200. You may contact the person to which this proposal is submitted for assistance in obtaining a copy of those regulations. "First Tier Covered Transactions" refers to any covered transaction between a recipient or subrecipient of Federal funds and a participant (such as the prime or general contract). "Lower Tier Covered Transactions" refers to any covered transaction under a First Tier Covered Transaction (such as subcontracts). "First Tier Participant" refers to the participant who has entered into a covered transaction with a recipient or subrecipient of Federal funds (such as the prime or general contractor). "Lower Tier Participant" refers any participant who has entered into a covered transaction with a First Tier Participant or other Lower Tier Participants (such as subcontractors and suppliers).

e. The prospective lower tier participant agrees by submitting this proposal that, should the proposed covered transaction be entered into, it shall not knowingly enter into any lower tier covered transaction with a person who is debarred, suspended, declared ineligible, or voluntarily excluded from participation in this covered transaction, unless authorized by the department or agency with which this transaction originated. 2 CFR 1200.220 and 1200.332.

f. The prospective lower tier participant further agrees by submitting this proposal that it will include this clause titled "Certification Regarding Debarment, Suspension, Ineligibility and Voluntary Exclusion-Lower Tier Covered Transaction," without modification, in all lower tier covered transactions and in all solicitations for lower tier covered transactions exceeding the $25,000 threshold. 2 CFR 180.220 and 1200.220.

g. A participant in a covered transaction may rely upon a certification of a prospective participant in a lower tier covered transaction that is not debarred, suspended, ineligible, or voluntarily excluded from the covered transaction, unless it knows that the certification is erroneous. A participant is responsible for ensuring that its principals are not suspended, debarred, or otherwise ineligible to participate in covered transactions. To verify the eligibility of its principals, as well as the eligibility of any lower tier prospective participants, each participant may, but is not required to, check the System for Award Management website (https://www.sam.gov/), which is compiled by the General Services Administration. 2 CFR 180.300, 180.320, 180.330, and 180.335.

h. Nothing contained in the foregoing shall be construed to require establishment of a system of records in order to render in good faith the certification required by this clause. The knowledge and information of participant is not required to exceed that which is normally possessed by a prudent person in the ordinary course of business dealings.

i. Except for transactions authorized under paragraph e of these instructions, if a participant in a covered transaction knowingly enters into a lower tier covered transaction with a person who is suspended, debarred, ineligible, or voluntarily

excluded from participation in this transaction, in addition to other remedies available to the Federal Government, the department or agency with which this transaction originated may pursue available remedies, including suspension and/or debarment. 2 CFR 180.325.

* * * * *

4. Certification Regarding Debarment, Suspension, Ineligibility and Voluntary Exclusion--Lower Tier Participants:

a. The prospective lower tier participant certifies, by submission of this proposal, that neither it nor its principals:

(1) is presently debarred, suspended, proposed for debarment, declared ineligible, or voluntarily excluded from participating in covered transactions by any Federal department or agency, 2 CFR 180.355;

(2) is a corporation that has been convicted of a felony violation under any Federal law within the two-year period preceding this proposal (USDOT Order 4200.6 implementing appropriations act requirements); and

(3) is a corporation with any unpaid Federal tax liability that has been assessed, for which all judicial and administrative remedies have been exhausted, or have lapsed, and that is not being paid in a timely manner pursuant to an agreement with the authority responsible for collecting the tax liability. (USDOT Order 4200.6 implementing appropriations act requirements)

b. Where the prospective lower tier participant is unable to certify to any of the statements in this certification, such prospective participant should attach an explanation to this proposal.

* * * * *

XI. CERTIFICATION REGARDING USE OF CONTRACT FUNDS FOR LOBBYING

This provision is applicable to all Federal-aid construction contracts and to all related subcontracts which exceed $100,000. 49 CFR Part 20, App. A.

1. The prospective participant certifies, by signing and submitting this bid or proposal, to the best of his or her knowledge and belief, that:

a. No Federal appropriated funds have been paid or will be paid, by or on behalf of the undersigned, to any person for influencing or attempting to influence an officer or employee of any Federal agency, a Member of Congress, an officer or employee of Congress, or an employee of a Member of Congress in connection with the awarding of any Federal contract, the making of any Federal grant, the making of any Federal loan, the entering into of any cooperative agreement, and the extension, continuation, renewal, amendment, or modification of any Federal contract, grant, loan, or cooperative agreement.

b. If any funds other than Federal appropriated funds have been paid or will be paid to any person for influencing or attempting to influence an officer or employee of any Federal agency, a Member of Congress, an officer or employee of Congress, or an employee of a Member of Congress in connection with this Federal contract, grant, loan, or cooperative agreement, the undersigned shall complete and submit Standard Form-LLL, "Disclosure Form to Report Lobbying," in accordance with its instructions.

2. This certification is a material representation of fact upon which reliance was placed when this transaction was made or entered into. Submission of this certification is a prerequisite for making or entering into this transaction imposed by 31 U.S.C. 1352. Any person who fails to file the required certification shall be subject to a civil penalty of not less than $10,000 and not more than $100,000 for each such failure.

3. The prospective participant also agrees by submitting its bid or proposal that the participant shall require that the language of this certification be included in all lower tier subcontracts, which exceed $100,000 and that all such recipients shall certify and disclose accordingly.

XII. USE OF UNITED STATES-FLAG VESSELS:

This provision is applicable to all Federal-aid construction contracts, design-build contracts, subcontracts, lower-tier subcontracts, purchase orders, lease agreements, or any other covered transaction. 46 CFR Part 381.

This requirement applies to material or equipment that is acquired for a specific Federal-aid highway project. 46 CFR 381.7. It is not applicable to goods or materials that come into inventories independent of an FHWA funded-contract.

When oceanic shipments (or shipments across the Great Lakes) are necessary for materials or equipment acquired for a specific Federal-aid construction project, the bidder, proposer, contractor, subcontractor, or vendor agrees:

1. To utilize privately owned United States-flag commercial vessels to ship at least 50 percent of the gross tonnage (computed separately for dry bulk carriers, dry cargo liners, and tankers) involved, whenever shipping any equipment, material, or commodities pursuant to this contract, to the extent such vessels are available at fair and reasonable rates for United States-flag commercial vessels. 46 CFR 381.7.

2. To furnish within 20 days following the date of loading for shipments originating within the United States or within 30 working days following the date of loading for shipments originating outside the United States, a legible copy of a rated, 'on-board' commercial ocean bill-of-lading in English for each shipment of cargo described in paragraph (b)(1) of this section to both the Contracting Officer (through the prime contractor in the case of subcontractor bills-of-lading) and to the Office of Cargo and Commercial Sealift (MAR-620), Maritime Administration, Washington, DC 20590. (MARAD requires copies of the ocean carrier's (master) bills of lading, certified onboard, dated, with rates and charges. These bills of lading may contain business sensitive information and therefore may be submitted directly to MARAD by the Ocean Transportation Intermediary on behalf of the contractor). 46 CFR 381.7.

ATTACHMENT A - EMPLOYMENT AND MATERIALS PREFERENCE FOR APPALACHIAN DEVELOPMENT HIGHWAY SYSTEM OR APPALACHIAN LOCAL ACCESS ROAD CONTRACTS (23 CFR 633, Subpart B, Appendix B)
This provision is applicable to all Federal-aid projects funded under the Appalachian Regional Development Act of 1965.

1. During the performance of this contract, the contractor undertaking to do work which is, or reasonably may be, done as on-site work, shall give preference to qualified persons who regularly reside in the labor area as designated by the DOL wherein the contract work is situated, or the subregion, or the Appalachian counties of the State wherein the contract work is situated, except:

a. To the extent that qualified persons regularly residing in the area are not available.

b. For the reasonable needs of the contractor to employ supervisory or specially experienced personnel necessary to assure an efficient execution of the contract work.

c. For the obligation of the contractor to offer employment to present or former employees as the result of a lawful collective bargaining contract, provided that the number of nonresident persons employed under this subparagraph (1c) shall not exceed 20 percent of the total number of employees employed by the contractor on the contract work, except as provided in subparagraph (4) below.

2. The contractor shall place a job order with the State Employment Service indicating (a) the classifications of the laborers, mechanics and other employees required to perform the contract work, (b) the number of employees required in each classification, (c) the date on which the participant estimates such employees will be required, and (d) any other pertinent information required by the State Employment Service to complete the job order form. The job order may be placed with the State Employment Service in writing or by telephone. If during the course of the contract work, the information submitted by the contractor in the original job order is substantially modified, the participant shall promptly notify the State Employment Service.

3. The contractor shall give full consideration to all qualified job applicants referred to him by the State Employment Service. The contractor is not required to grant employment to any job applicants who, in his opinion, are not qualified to perform the classification of work required.

4. If, within one week following the placing of a job order by the contractor with the State Employment Service, the State Employment Service is unable to refer any qualified job applicants to the contractor, or less than the number requested, the State Employment Service will forward a certificate to the contractor indicating the unavailability of applicants. Such certificate shall be made a part of the contractor's permanent project records. Upon receipt of this certificate, the contractor may employ persons who do not normally reside in the labor area to fill positions covered by the certificate, notwithstanding the provisions of subparagraph (1c) above.

5. The provisions of 23 CFR 633.207(e) allow the contracting agency to provide a contractual preference for the use of mineral resource materials native to the Appalachian region.

6. The contractor shall include the provisions of Sections 1 through 4 of this Attachment A in every subcontract for work which is, or reasonably may be, done as on-site work.

FEDERAL AID PROVISIONS

December 1980

NOTICE OF REQUIREMENT FOR AFFIRMATIVE ACTION TO ENSURE EQUAL EMPLOYMENT OPPORTUNITY (EXECUTIVE ORDER 11246)

1. The Offeror's or Bidders attention is called to the "Equal Opportunity Clause" and the Standard Federal Equal Employment Opportunity Construction Contract Specifications" set forth therein.

2. The goals and timetables for minority and female participation, expressed in percentage terms for the Contractor's aggregate workforce in each trade on all construction work in the covered area, are as follows:

3. Construction contractors which are participating in an approved Hometown Plan (see 41 CFR 60-4.5) are required to comply with the goals of the Hometown Plan with regard to construction work they perform in the area covered by the Hometown Plan. With regard to all their covered construction work, such contractors are required to comply with the following goals:

Goals for Female participation for each trade

AREA COVERED

Goals for women apply nationwide

GOALS AND TIMETABLES

Goals

Timetable	(Percent)
From April 1, 1978 until March 31, 1979	3.1
From April 1, 1979 until March 31, 1980	5.1
From April 1, 1980 until March 31, 1981	6.9

Goals for Minority Participation for Each Trade

County	Goal (Percent)	County	Goal (Percent)
Adair	4	Linn	4
Andrew	3.2	Livingston	10
Atchison	10	McDonald	2.3
Audrain	4	Macon	4
Barry	2.3	Madison	11.4
Barton	2.3	Maries	11.4
Bates	10	Marion	3.1
Benton	10	Mercer	10
Bollinger	11.4	Miller	4
Boone	6.3	Mississippi	11.4
Buchanan	3.2	Moniteau	4
Butler	11.4	Monroe	4
Caldwell	10	Montgomery	11.4
Callaway	4	Morgan	4
Camden	4	New Madrid	26.5
Cape Girardeau	11.4	Newton	2.3
Carroll	10	Nodaway	10
Carter	11.4	Oregon	2.3
Cass	12.7	Osage	4
Cedar	2.3	Ozark	2.3
Chariton	4	Pemiscot	26.5
Christian	2	Perry	11.4
Clark	3.4	Pettis	10

Clay	12.7	Phelps	11.4
Clinton	10	Pike	3.1
Cole	4	Platte	12.7
Cooper	4	Polk	2.3
Crawford	11.4	Pulaski	2.3
Dade	2.3	Putnam	4
Dallas	2.3	Ralls	3.1
Daviess	10	Randolph	4
DeKalb	10	Ray	12.7
Dent	11.4	Reynolds	11.4
Douglas	2.3	Ripley	11.4
Dunklin	26.5	St. Charles	14.7
Franklin	14.7	St. Clair	2.3
Gasconade	11.4	St. Francois	11.4
Gentry	10	Ste. Genevieve	11.4
Greene	2	St. Louis City	14.7
Grundy	10	St. Louis County	14.7
Harrison	10	Saline	10
Henry	10	Schuyler	4
Hickory	2.3	Scotland	4
Holt	10	Scott	11.4
Howard	4	Shannon	2.3
Howell	2.3	Shelby	4
Iron	11.4	Stoddard	11.4
Jackson	12.7	Stone	2.3
Jasper	2.3	Sullivan	4
Jefferson	14.7	Taney	2.3
Johnson	10	Texas	2.3
Knox	4	Vernon	2.3
Laclede	2.3	Warren	11.4
Lafayette	10	Washington	11.4
Lawrence	2.3	Wayne	11.4
Lewis	3.1	Webster	2.3
Lincoln	11.4	Worth	10
		Wright	2.3

These goals are applicable to all of the contractor's construction work (whether or not is Federal or federally assisted) performed in the covered area. If the contractor performs construction work in a geographical area located outside of the covered area, it shall apply the goals established for such geographical area where the work is actually performed. With regard to this second area, the contractor also is subject to the goals for both its federally involved and nonfederally involved construction.

The Contractor's compliance with the Executive Order and the regulations in 41 CFR Part 60-4 shall be based on Its Implementation of the Equal Opportunity Clause, specific affirmative action obligations required by the specifications set forth in 41 CFR 60-4.3(a), and its effort to meet the goals. The hours of minority and female employment and training must be substantially uniform throughout the length of the contract, and in each trade, and the Contractor shall make a good faith effort to employ minorities and women evenly on each of its projects. The transfer of minority, or female employees or trainees from Contractor to Contractor or from project to project for the sole purpose of meeting the Contractor's goals shall be a violation of the contract, the Executive Order and the regulations in 41 CFR Part 60-4. Compliance with the goals will be measured against the total work hours performed.

4. The Contractor shall provide written notification to the Director of the Office of Federal Contract Compliance Programs within 10 working days of award of any construction subcontract in excess of $10,000 at any tier for construction work under the contract resulting from this solicitation. The notification shall list the name, address and telephone number of the subcontractor; employer identification number; estimated dollar amount of the subcontract; estimated starting and completion dates of the subcontract; and the geographical area in which the subcontract is to be performed.

5. As used in this Notice, and in the contract resulting from this solicitation, the "covered area" of the county, route and limits described in the proposal for the work.

STANDARD FEDERAL EQUAL EMPLOYMENT OPPORTUNITY CONSTRUCTION CONTRACT SPECIFICATIONS (EXECUTIVE ORDER 11246)

1. As used in these specifications:

   a. "Covered area" means the geographical area described in the solicitation which this contract resulted.

   b. "Director" mean Director, Office of Federal Contract Compliance Programs, United States Department of labor, or any person to who the Director delegates authority;

   c. "Employer Identification Number" means the Federal Social Security number used on the Employer's quarterly Federal Tax Return, U.S. Treasury Department Form 941;

   d. "Minority" includes;

      (i) Black (all persons having origins in any of the Black African racial groups not of Hispanic origin):
      (ii) Hispanic (all persons of Mexican, Puerto Rican, Cuban, Central or South American or other Spanish Culture or origin, regardless of race);
      (iii) Asian and pacific islander (all persons having origins in any of the original peoples of the Far East, southeast Asia, the Indian Subcontinent, or the Pacific Islands; and
      (iv) American Indian or Alaskan Native (all persons having origins in any of the original peoples of North American and maintain identifiable affiliations through membership and participation or community identifications.

2. Whenever the Contractor, or any Subcontractor at any tier, subcontractors a portion of the work involving any construction trade, it shall physically include in each subcontract in excess of $10,000 the provisions of these specifications and the Notice which contains the applicable goals for minority and female participation, and which is set forth in the solicitations from which this contract resulted.

3. If the Contract is participating (pursuant to 41 CFR 60-4.5) in a Hometown Plan approved by the U.S. Department of Labor in the covered area either individually or through the association, its affirmative action obligations on all work in the Plan area (including goals and timetables) shall be in accordance with the Plan for those trades which have unions participating in the Plan. Contractors must be able to demonstrate their participation in and compliance with the provisions of any such Hometown Plan. Each Contractor or Subcontractor participating in an approved Plan is individually required to comply with its obligation under the EEO clause, and to make a good faith effort to achieve each goal under the Plan in each trade in which it has employees. The overall good faith performance by other Contractors or Subcontractors toward a goal in an approved Plan does not excuse any covered Contractor's or Subcontractors' failure to take good faith efforts to achieve the Plan goals and timetables.

4. The Contractor shall implement the specific affirmative action standards provided in paragraphs 7a through 7p of these specifications. The goals set forth in the solicitation from which this contact resulted are expressed as percentages of the total hours of employment and training of minority and female utilization the Contractor should reasonably be able to achieve in each construction trade in which it has employees in the covered area. Covered Construction contractors performing construction work in geographical areas where they do not have a Federal or federally assisted construction contract shall apply the minority and female goals established for the geographical area where the work is being performed. Goals are published periodically in the Federal Register in notice form, and such notices may be obtained from any Office of Federal Contract Compliance Programs office or from Federal procurement contracting officers. The Contractor is expected to make substantially uniform progress toward its goals in each craft during the period specified.

5. Neither the provisions of any collective bargaining agreement, nor the failure by a union with who the Contractor has a collective bargaining agreement, to refer either minorities or women shall excuse the Contractor's obligations under these specifications, Executive Order 11246, or the regulations promulgated pursuant thereto.

6. In order for the nonworking training hours or apprentices and trainees to be counted in meeting the goal, such apprentices and trainees must be employed by the Contractor during the training period, and the Contractor must have made a commitment to employ the apprentices and trainees at the completion of their training, subject to the availability of employment opportunities. Trainees must be trained pursuant to training programs approved by the U.S. Department of Labor.

7. The contractor shall take specific affirmative action to ensure equal employment opportunity. The evaluation of the Contractor's compliance with these specifications shall be used in its effort to achieve maximum results from its actions. The Contractor shall document these efforts fully, and shall implement affirmative action steps at least as extensive as the following:

a. Ensure and maintain a working environment free of harassment, intimidation, and coercion at all sites, and all facilities at which the Contractor's employees are assigned to work. The Contractor shall specifically ensure that all foremen, superintendents, and other on-site supervisory personnel are aware of and carry out the Contractor's obligation to maintain such a working environment, with specific attention to minority or female individuals working at such sites or in such facilities.

b. Establish and maintain a current list of minority and female recruitment sources, provide written notification to minority and female recruitment sources and to community organizations when the Contractor or its unions have employment opportunities available, and maintain a record of the organizations' responses.

c. Maintain a current file or the names, addresses and telephone numbers of each minority and female off-the-street applicant and minority or female referral from a union, a recruitment source or community organization and what action was taken with respect to each such individual. If such individual was sent to the union hiring hall for referral and was not referred back to the Contractor by the union or, if referred not employed by the contractor, this shall be documented in the file with the reason therefore, along with whatever additional actions the Contractor may have taken.

d. Provide immediate written notification to the Director when the union or unions with which the Contractor has as collective bargaining agreement has not referred to the contractor a minority person or woman sent by the Contractor, or when the Contractor has other information that the union referral process has impeded the Contractor's efforts to meet its obligations.

e. Develop on-the-job training opportunities and/or participate in training programs for the area which expressly include minorities and women, including upgrading programs and apprenticeship and trainee programs relevant of the contractor's employment needs, especially those programs funded or approved by the Department of Labor. The contractor shall provide notice of these programs to the sources complied under 7b above.

f. Disseminate the Contractor's EEO policy by providing notice of the policy to unions and training programs and requesting their cooperation in assisting the Contractor in meeting its EEO obligations; by including it in any policy manual and collective bargaining agreement by publicizing it in the company newspaper, annual report, etc., by specific review of the policy with all management personnel and with all minority and female employees at least one a year; and by posting the company EEO policy on bulletin boards accessible to all employees at each location where construction work is performed.

g. Review, at least annually, the company's EEO policy and affirmative action obligations under these specifications with all employees having any responsibility for hiring, assignment, layoff, termination or other employment decisions including specific review of these items with on-site supervisory personnel such as superintendents, General foreman, etc., prior to the initiation of construction work at any job site. A written record shall be made and maintained identifying the time and place of these meetings, person attending, subject matter discussed, and the disposition of the subject matter.

h. Disseminate the Contractor's EEO policy externally by including it in any advertising in the news media, specifically including minority and female news media and providing written notification to and discussing the contractor's EEO policy with other Contractors and Subcontractors with who the Contractor does or anticipates doing business.

i. Direct is a recruitment effort, both oral and written, to minority female and community organizations, to schools with minority and female students and to minority and female recruitment and training organizations serving the Contractor's recruitment area and employment needs. Not later than one month prior to the date for the acceptance or applicants for apprenticeship or other training by any recruitment source, the Contractor shall send written notification to organizations such as the above, describing the openings, screening procedures, and test to be used in the selection process.

j. Encourage present minority and female employees to recruit other minority persons and women and, where reasonable, provide after school, summer vacations employment to minority and female youth both on the site and in other areas or contractor's workforce.

k. Validate all tests and other selection requirements where there is an obligation to do so under 41 CFR Part 60-3.

l. Conduct, at least annually, an inventory and evaluation at least of all minority and female personnel for promotional opportunities and encourage these employees to seek or to prepare for, through appropriate training, etc. such opportunities.

m. Ensure that seniority practices, job classifications, work assignments and other personnel practices, do not have a discriminatory effect by continually monitoring all personnel and employment related activities to ensure that the EEO policy and the Contractor's obligation under these specifications are being carried out.

n. Ensure that all facilities and company activities are non-segregated except that separate or single-user toilet and necessary changing facilities shall be provided to assure privacy between the sexes.

o. Document and maintain a record of all solicitations or offers for subcontracts from minority and female construction contractors and suppliers, including circulation of solicitations to minority and female contractor associations and other business associations.

p. Conduct a review, at least annually, of all supervisors' adherence to and performance under the Contractor's EEO policies and affirmative action obligations.

8. Contractors are encouraged to participate in voluntary associations which assist in fulfilling one or more of their affirmative action obligations (7a through 7p). The efforts of a contractor association, joint contractor union, contractor community, or other similar group of which the contractor is a member and participant, may be asserted as fulfilling anyone or more of its obligations under 7a through 7p of these specifications provided that the contractor actively participates in the group, makes every effort to assure that the group has a positive impact on the employment of minorities and women in the industry, ensures that the concrete benefits of the program are reflected in the contractor's minority and female workforce participation, makes a good faith effort to meet its individual goals and timetables, and can provide access to documentation which demonstrates the effectiveness of actions taken on behalf of the contractor. The obligation to comply, however, is the Contractor's and failure of such a group to fulfill an obligation shall not be a defense for the Contractor's noncompliance.

9. A single goal for minorities and a separate single goal for women have been established to provide equal employment opportunity and to take affirmative action for all minority groups, both male and female, and all women, both minority and non-minority. Consequently, the group is employed in a substantially disparate manner (for example, even though the Contractor has achieved its goals for women generally, the Contractor may be in violation of the executive order if a specific minority group of women is underutilized).

10. The Contractor shall not use the goals and timetables or affirmative action standards to discriminate against any person because of race, color, religion, sex, or national origin.

11. The Contractor shall not enter into any Subcontract with any person or firm debarred from Government contract pursuant to Executive Order 11246.

12. The Contractor shall carry out such sanctions and penalties for violation of these specifications and of the Equal Opportunity Clause, including suspension, termination and cancellation of existing subcontracts as may be imposed or ordered pursuant to Executive Order 11246, as amended, and its implementing regulations, by the Office of Federal Contract Compliance Programs. Any Contractor who fails to carry out such sanctions and penalties shall be in violation of these specifications and Executive Order 11246, as amended.

13. The Contractor, in fulfilling its obligations under these specifications, shall implement specific affirmative action steps, at least as extensive as those standards prescribed in paragraph 7 of these specifications, so as to achieve maximum results from its efforts to ensure equal employment opportunity. If the Contractor fails to comply with the requirements of the Executive Order, the implementing regulations, or these specifications, the Direct shall proceed in accordance with 41 CFR 60-4.8.

14. The Contractor shall designate a responsible official to monitor all employment related activity to ensure that the company EEO policy is being carried out to submit reports relating to the provisions hereof as may be required by the Government and to keep records. Records shall at least include for each employee the name, address, telephone numbers, construction trade, union affiliation if any, employee identification number when assigned, social security number, race, sex, status, (e.g. mechanic, apprentice, trainee, helper, or laborer), dates of changes in status, hours worked per week in the indicated trade, rat of pay, and locations at which the work was performed. Records shall be maintained in an easily understandable and retrievable form; however, to the degree that existing records satisfy this requirement, contractors shall not be required to maintain separate records.

15. Nothing herein provided shall be constructed as a limitation upon the application of other laws which establish different standard of compliance or upon the application of requirements for the hiring of local or other area residents (e.g. those under the Public Works Employment Action of 1977 and the Community Development Block Grant Program.

OPERATING POLICY STATEMENT

The contractor shall accept as his operating policy the following statement, or one of equal coverage, which is designed to further the provision of equal employment opportunity to all persons without regard to their race, color, religion, sex, or national origin, and to promote the full realization of equal employment opportunity through a positive continuing program.

"It is the policy of this company to assure that applicants are employed, and that employees are treated during employment without regard to their race, religion, sex, color, or national origin. Such action shall include: employment, upgrading, demotion, or transfer, recruitment or recruitment advertising; layoff or termination; rates of pay or other forms of compensation; and selection for training, including apprenticeship, pre-apprenticeship, and/or on-the-job training."

SUPPLEMENTAL REPORTING REQUIREMENTS

A. The Contractor will keep such records as are necessary to determine compliance with the contractor's equal employment opportunity obligations. The records kept by the contractor will be designed to indicate the number of minority and non-minority group members and women employed in each work classification on the project.

B. All such records must be retained for a period of three years following completion of the contract work and shall be available at reasonable times and places for inspection by authorized representatives of the State Highway Agency and the Federal Highway Administration.

C. The contractor and each covered subcontractor will submit to the State Highway Agency, for the month of July, for the duration of the project, a report (Form PR-1391) "Federal-Aid Highway Construction Contractors Annual EEO Report", indicating the number of minority, women and non-minority group employees currently engaged in each work classification required by the contract work.

NONDISCRIMINATION IN EMPLOYMENT

July 1990

The following provisions are added by the State to the Required Contract Provisions of Federal-Aid Contracts.

The contractor is advised that the exemptions referred to in the Required Contract Provisions, Federal-Aid contracts under Section II, Nondiscrimination, Paragraph 3g, with respect to contracts and subcontracts, are substantial and are to be found in Chapter 60, Office of Federal Contract Compliance, Equal Employment Opportunity, Department of Labor (33 Federal Register 7804-7812, May 28, 1968, effective July 1, 1968, Chapter 60, Title 41, Code of Federal Regulations), by which contracts and subcontracts of $10,000 or less and certain contracts and subcontracts for indefinite quantities are exempt.

The two pertinent exemption clauses are as follows:

60-1.5 Exemptions

General – (1) Transactions of $10,000 or under. Contracts and Subcontractors not exceeding $10,000, other than Government bills of lading, and other than contract and subcontracts with depositories of Federal funds in any amount and with financial institutions which are issuing and paying agents for U.S. savings bonds and savings notes, are exempt from the requirements of the equal opportunity clause. In determining the applicability of this exemption to any federally assisted construction contract, or subcontract thereunder, the amount of such contract or subcontract rather than the amount of the Federal financial assistance shall govern. No agency, contractor, or subcontractor shall procure supplies or services in a manner so as to avoid applicability of the equal opportunity clause: Provided, that where a contractor has contracts or subcontracts with the Government in any 12-month period which have an aggregate total value (or can reasonably be expected to have an aggregate total value) exceeding $10,000, the $10,000 or under exemption does not apply, and the contracts are subject to the order and the regulation issued pursuant thereto regardless of whether any single contracts exceeds $10,000.

APPLICABLE STATE WAGE RATES: Wage Order for Jasper County

Missouri
Division of Labor Standards
WAGE AND HOUR SECTION

MICHAEL L. PARSON, Governor

Annual Wage Order No. 31

Section 049
JASPER COUNTY

In accordance with Section 290.262 RSMo 2000, within thirty (30) days after a certified copy of this Annual Wage Order has been filed with the Secretary of State as indicated below, any person who may be affected by this Annual Wage Order may object by filing an objection in triplicate with the Labor and Industrial Relations Commission, P.O. Box 599, Jefferson City, MO 65102-0599. Such objections must set forth in writing the specific grounds of objection. Each objection shall certify that a copy has been furnished to the Division of Labor Standards, P.O. Box 449, Jefferson City, MO 65102-0449 pursuant to 8 CSR 20-5.010(1). A certified copy of the Annual Wage Order has been filed with the Secretary of State of Missouri.

Original Signed by
Todd Smith, Director
Division of Labor Standards

Filed With Secretary of State: **March 8, 2024**

Last Date Objections May Be Filed: **April 8, 2024**

Prepared by Missouri Department of Labor and Industrial Relations

Building Construction Rates for
JASPER County

OCCUPATIONAL TITLE	**Prevailing Hourly Rate
Asbestos Worker	$29.82
Boilermaker	$27.80*
Bricklayer-Stone Mason	$48.61
Carpenter	$59.01
Lather	
Linoleum Layer	
Millwright	
Pile Driver	
Cement Mason	$40.19
Plasterer	
Communication Technician	$27.80*
Electrician (Inside Wireman)	$48.51
Electrician Outside Lineman	$27.80*
Lineman Operator	
Lineman - Tree Trimmer	
Groundman	
Groundman - Tree Trimmer	
Elevator Constructor	$27.80*
Glazier	$42.46
Ironworker	$27.80*
Laborer	$40.73
General Laborer	
First Semi-Skilled	
Second Semi-Skilled	
Mason	$27.80*
Marble Mason	
Marble Finisher	
Terrazzo Worker	
Terrazzo Finisher	
Tile Setter	
Tile Finisher	
Operating Engineer	$27.80*
Group I	
Group II	
Group III	
Group III-A	
Group IV	
Group V	
Painter	$27.80*
Plumber	$52.30
Pipe Fitter	
Roofer	$27.80*
Sheet Metal Worker	$49.79
Sprinkler Fitter	$27.80*
Truck Driver	$27.80*
Truck Control Service Driver	
Group I	
Group II	
Group III	
Group IV	

*The Division of Labor Standards received fewer than 1,000 reportable hours for this occupational title. The public works contracting minimum wage is established for this occupational title using data provided by Missouri Economic Research and Information Center.
**The Prevailing Hourly Rate includes any applicable fringe benefit amounts for each occupational title as defined in RSMo Section 290.210

Heavy Construction Rates for
JASPER County

OCCUPATIONAL TITLE	**Prevailing Hourly Rate
Carpenter	$27.80*
Millwright	
Pile Driver	
Electrician (Outside Lineman)	$27.80*
Lineman Operator	
Lineman - Tree Trimmer	
Groundman	
Groundman - Tree Trimmer	
Laborer	$43.93
General Laborer	
Skilled Laborer	
Operating Engineer	$51.90
Group I	
Group II	
Group III	
Group IV	
Truck Driver	$27.80*
Truck Control Service Driver	
Group I	
Group II	
Group III	
Group IV	

Use Heavy Construction Rates on Highway and Heavy construction in accordance with the classifications of construction work established in 8 CSR 30-3.040(3).

Use Building Construction Rates on Building construction in accordance with the classifications of construction work established in 8 CSR 30-3.040(2).

If a worker is performing work on a heavy construction project within an occupational title that is not listed on the Heavy Construction Rate Sheet, use the rate for that occupational title as shown on the Building Construction Rate Sheet.

*The Division of Labor Standards received fewer than 1,000 reportable hours for this occupational title. Public works contracting minimum wage is established for this occupational title using data provided by Missouri Economic Research and Information Center.

**The Prevailing Hourly Rate includes any applicable fringe benefit amounts for each occupational title.

OVERTIME
and
HOLIDAYS

OVERTIME

For all work performed on a Sunday or a holiday, not less than twice (2x) the prevailing hourly rate of wages for work of a similar character in the locality in which the work is performed or the public works contracting minimum wage, whichever is applicable, shall be paid to all workers employed by or on behalf of any public body engaged in the construction of public works, exclusive of maintenance work.

For all overtime work performed, not less than one and one-half (1½) the prevailing hourly rate of wages for work of a similar character in the locality in which the work is performed or the public works contracting minimum wage, whichever is applicable, shall be paid to all workers employed by or on behalf of any public body engaged in the construction of public works, exclusive of maintenance work or contractual obligation. For purposes of this subdivision, **"overtime work"** shall include work that exceeds ten hours in one day and work in excess of forty hours in one calendar week; and

A thirty-minute lunch period on each calendar day shall be allowed for each worker on a public works project, provided that such time shall not be considered as time worked.

HOLIDAYS

January first;
The last Monday in May;
July fourth;
The first Monday in September;
November eleventh;
The fourth Thursday in November; and
December twenty-fifth;

If any holiday falls on a Sunday, the following Monday shall be considered a holiday.

Federal Wages

"General Decision Number: MO20240001 04/19/2024

Superseded General Decision Number: MO20230001

State: Missouri

Construction Types: Heavy and Highway

Counties: Missouri Statewide.

HEAVY AND HIGHWAY CONSTRUCTION PROJECTS

Note: Contracts subject to the Davis-Bacon Act are generally required to pay at least the applicable minimum wage rate required under Executive Order 14026 or Executive Order 13658. Please note that these Executive Orders apply to covered contracts entered into by the federal government that are subject to the Davis-Bacon Act itself, but do not apply to contracts subject only to the Davis-Bacon Related Acts, including those set forth at 29 CFR 5.1(a)(1).

If the contract is entered into on or after January 30, 2022, or the contract is renewed or extended (e.g., an option is exercised) on or after January 30, 2022:	. Executive Order 14026 generally applies to the contract. . The contractor must pay all covered workers at least $17.20 per hour (or the applicable wage rate listed on this wage determination, if it is higher) for all hours spent performing on the contract in 2024.
If the contract was awarded on or between January 1, 2015 and January 29, 2022, and the contract is not renewed or extended on or after January 30, 2022:	. Executive Order 13658 generally applies to the contract. . The contractor must pay all covered workers at least $12.90 per hour (or the applicable wage rate listed on this wage determination, if it is higher) for all hours spent performing on that contract in 2024.

The applicable Executive Order minimum wage rate will be adjusted annually. If this contract is covered by one of the

Executive Orders and a classification considered necessary for performance of work on the contract does not appear on this wage determination, the contractor must still submit a conformance request.

Additional information on contractor requirements and worker protections under the Executive Orders is available at http://www.dol.gov/whd/govcontracts.

Modification Number	Publication Date
0	01/05/2024
1	01/19/2024
2	02/23/2024
3	03/08/2024
4	04/19/2024

CARP0002-002 05/01/2023

ST. LOUIS COUNTY AND CITY

	Rates	Fringes
Carpenters	$ 40.34	21.25

CARP0005-006 05/01/2023

CASS (Richards-Gebauer AFB ONLY), CLAY, JACKSON, PLATTE AND RAY COUNTIES

	Rates	Fringes
Carpenters:		
CARPENTERS & LATHERS	$ 43.28	21.25
MILLWRIGHTS & PILEDRIVERS	$ 43.28	21.25

CARP0011-001 05/01/2023

	Rates	Fringes
Carpenter and Piledriver		
ADAIR, AUDRAIN (West of Hwy 19), BOONE, CALLAWAY, CHARITON, COLE, COOPER, HOWARD, KNOX,LINN, MACON, MILLER, MONITEAU,MONROE, OSAGE, PUTNAM, RANDOLPH, SCHUYLER, SHELBY AND SULLIVAN COUNTIES	$ 34.31	21.25

ATCHISON, ANDREW, BATES, CALDWELL, CARROLL,DAVIESS, DEKALB,GENTRY, GRUNDY, HARRISON, HENRY, HOLT, LIVINGSTON, MERCER, NODAWAY,ST. CLAIR, SALINE AND WORTH COUNTIES.....	$ 32.64	21.25
AUDRAIN (East of Hwy.19), RALLS, MARION, LEWIS, CLARK AND SCOTLAND COUNTIES.	$ 34.31	21.25
BARRY, BARTON, CAMDEN, CEDAR, CHRISTIAN, DADE, DALLAS, DOUGLAS, GREENE, HICKORY,JASPER, LACLEDE, LAWRENCE, MCDONALD, NEWTON, OZARK, POLK, STONE, TANEY, VERNON, WEBSTER AND WRIGHT COUNTIES.	$ 32.20	21.25
BENTON, MORGAN AND PETTIS...	$ 32.69	21.25
BOLLINGER, BUTLER, CAPE GIRARDEAU, DUNKLIN, MISSISSIPPI, NEW MADRID, PEMISCOT, PERRY, STE. GENEVIEVE, SCOTT, STODDARD AND WAYNE COUNTIES.....	$ 34.15	21.25
BUCHANAN, CLINTON, JOHNSON AND LAFAYETTE COUNTIES.....	$ 33.43	21.25
CARTER, HOWELL, OREGON AND RIPLEY COUNTIES.....	$ 32.99	21.25
CRAWFORD, DENT, GASCONADE, IRON, MADISON, MARIES, MONTGOMERY, PHELPS, PULASKI, REYNOLDS, SHANNON AND TEXAS COUNTIES.....	$ 34.14	21.25
FRANKLIN COUNTY.....	$ 37.93	21.25
JEFFERSON AND ST. CHARLES COUNTIES.....	$ 40.34	21.25
LINCOLN COUNTY.....	$ 36.21	21.25
PIKE, ST. FRANCOIS AND WASHINGTON COUNTIES.....	$ 35.01	21.25
WARREN COUNTY.....	$ 36.69	21.25

ELEC0001-002 07/17/2022

BOLLINGER, BUTLER, CAPE GIRARDEAU, CARTER, DUNKLIN, FRANKLIN, IRON, JEFFERSON, LINCOLN, MADISON, MISSISSIPPI, NEW MADRID, PEMISCOT, PERRY,REYNOLDS, RIPLEY, ST. CHARLES, ST. FRANCOIS, ST. LOUIS (City and County), STE. GENEVIEVE, SCOTT, STODDARD, WARREN, WASHINGTON AND WAYNE COUNTIES

	Rates	Fringes
Electricians	$ 43.56	29.10

ELEC0002-001 09/04/2022

ADAIR, AUDRAIN, BOONE, CALLAWAY, CAMDEN, CARTER, CHARITON, CLARK, COLE, COOPER, CRAWFORD, DENT, FRANKLIN, GASCONADE, HOWARD, HOWELL, IRON, JEFFERSON, KNOX, LEWIS, LINCON, LINN, MACON, MARIES, MARION, MILLER, MONITEAU, MONROE, MONTGOMERY, MORGAN, OREGON, OSAGE, PERRY, PHELPS, PIKE, PULASKI, PUTNAM, RALLS, RANDOLPH, REYNOLDS, RIPLEY, ST. CHARLES, ST. FRANCOIS, ST. LOUIS (City and County), STE. GENEVIEVE, SCHUYLER, SCOTLAND, SHANNON, SHELBY, SULLIVAN, TEXAS, WARREN AND WASHINGTON COUNTIES

	Rates	Fringes
Line Construction:		
Equipment Operator	$ 44.16	23.14
Groundman & Truck Driver	$ 33.74	19.34
Lineman & Cable Splicer	$ 51.45	25.81

ELEC0053-004 01/01/2024

	Rates	Fringes
Line Construction: (ANDREW, ATCHINSON, BARRY, BARTON, BUCHANAN, CALDWELL, CEDAR, CHRISTIAN, CLINTON, DADE, DALLAS, DAVIES,, DEKALB, DOUGLAS, GENTRY, GREENE, GRUNDY, HARRISON, HICKORY, HOLT, JASPER, LACLEDE, LAWRENCE, LIVINGSTON, MCDONALD, MERCER, NEWTON, NODAWAY, OZARK, POLK, ST. CLAIR, STONE, TANEY, VERNON, WEBSTER, WORTH AND WRIGHT COUNTIES)		
Groundman Powderman	$ 35.71	1.5%+9.04
Groundman	$ 32.32	1.5%+18.25
Lineman Operator	$ 48.73	1.5%+23.33
Lineman	$ 54.02	1.5%+25.08
Line Construction; (BATES, BENTON, CARROLL, CASS, CLAY, HENRY, JACKSON, JOHNSON,		

LAFAYETTE, PETTIS, PLATTE,
RAY AND SALINE COUNTIES)

Groundman Powderman	$ 33.58	18.34
Groundman	$ 31.33	17.60
Lineman Operator	$ 45.60	22.48
Lineman	$ 50.31	24.11

ELEC0095-001 09/01/2023

BARRY, BARTON, CEDAR, DADE, JASPER, LAWRENCE, MCDONALD, NEWTON,
ST CLAIR, AND VERNON COUNTIES

	Rates	Fringes
Electricians:		
Cable Splicers	$ 25.40	12.19
Electricians	$ 30.20	16.56

ELEC0124-007 08/28/2023

BATES, BENTON, CARROLL, CASS, CLAY, COOPER, HENRY, JACKSON,
JOHNSON, LAFAYETTE, MORGAN, PETTIS, PLATTE, RAY AND SALINE
COUNTIES:

	Rates	Fringes
Electricians	$ 47.37	25.89

ELEC0257-003 03/01/2024

AUDRAIN (Except Cuivre Township), BOONE, CALLAWAY, CAMDEN,
CHARITON, COLE, CRAWFORD, DENT, GASCONADE, HOWARD, MARIES,
MILLER, MONITEAU, OSAGE, PHELPS AND RANDOLPH COUNTIES

	Rates	Fringes
Electricians:		
Cable Splicers	$ 30.42	16.085
Electricians	$ 38.50	17.515

ELEC0350-002 12/01/2023

ADAIR, AUDRAIN (East of Highway 19), CLARK, KNOX, LEWIS, LINN,
MACON, MARION, MONROE, MONTGOMERY, PIKE, PUTNAM, RALLS,
SCHUYLER, SCOTLAND, SHELBY AND SULLIVAN COUNTIES

	Rates	Fringes
Electricians.....	$ 36.60	20.96

ELEC0453-001 09/01/2023

	Rates	Fringes
Electricians:		
CHRISITAN, DALLAS, DOUGLAS, GREENE, HICKORY, HOWELL, LACLEDE, OREGON, OZARK, POLK, SHANNON, WEBSTER and WRIGHT COUNTIES.	$ 36.08	17.91
PULASKI and TEXAS COUNTIES..	$ 36.08	17.91
STONE and TANEY COUNTIES....	$ 26.62	17.11

ELEC0545-003 06/01/2023

ANDREW, BUCHANAN, CLINTON, DEKALB, ATCHISON, HOLT, MERCER, GENTRY, HARRISON, DAVIESS, GRUNDY, WORTH, LIVINGSTON, NODAWAY, AND CALDWELL COUNTIES

	Rates	Fringes
Electricians:.....	$ 36.75	20.40

ELEC0702-004 01/01/2024

BOLLINGER, BUTLER, CAPE GIRARDEAU, DUNKLIN, MADISON, MISSISSIPPI, NEW MADRID, PEMISCOT, SCOTT, STODDARD AND WAYNE COUNTIES

	Rates	Fringes
Line Construction:		
Groundman - Class A.....	$ 36.89	30%+8.60
Groundman-Equipment Operator Class II (all other equipment).....	$ 44.92	30%+8.60
Heavy-Equipment Operator Class I (all crawler type equipment D-4 and larger)...	$ 50.37	30%+8.60
Lineman.....	$ 63.30	30%+8.60

ENGI0101-001 05/01/2020

ANDREW, ATCHISON, BATES, BENTON, BUCHANAN, CALDWELL, CARROLL,

CHARITON, CLINTON, COOPER, DAVIESS, DEKALB, GENTRY, GRUNDY, HARRISON, HENRY, HOLT, HOWARD, JOHNSON, LAFAYETTE, LINN, LIVINGSTON, MERCER, NODAWAY, PETTIS, SALINE, SULLIVAN AND WORTH COUNITES

	Rates	Fringes
Power equipment operators:		
GROUP 1	$ 34.73	18.20
GROUP 2	$ 34.33	18.20
GROUP 3	$ 32.33	18.20

POWER EQUIPMENT OPERATORS CLASSIFICATIONS

GROUP 1: Asphalt roller operator, finish; asphalt paver and spreader; asphalt plant operator; auto grader or trimmer or sub-grader; backhoe; blade operator (all types); boilers - 2; booster pump on dredge; bulldozer operator; boring machine (truck or crane mounted); clamshell operator; concrete mixer paver; concrete plant operator; concrete pump operator; crane operator; derrick or derrick trucks; ditching machine; dragline operator; dredge engineman; dredge operator; drill cat with compressor mounted (self-contained) or similar type self- propelled rotary drill (not air tract); drilling or boring machine (rotary-self-propelled); finishing machine operator; greaser; high loader-fork lift-skid loader (all types); hoisting engineer (2 active drums); locomotive operator (standard guage); mechanics and welders (field and plants); mucking machine operator; pile drive operator; pitman crane or boom truck (all types); push cat; quad track; scraper operators (all types); shovel operator; sideboom cats; side discharge spreader; skimmer scoop operators; slip form paver operator (CMI, Rex, Gomeco or equal); la tourneau rooter (all tiller types); tow boat operator; truck crane; wood and log chippers (all types).

GROUP 2: A-frame truck operator; articulated dump truck; back filler operator; boilers (1); chip spreader; churn drill operator; compressor; concrete mixer operator, skip loader; concrete saws (self-propelled); conveyor operator; crusher operator; distributor operator; elevating grader operator; farm tractor (all attachments); fireman rig; float operator; form grade operator; hoisting engine (one drum); maintenance operator; multiple compactor; pavement breaker, self-propelled hydra-hammer (or similar type); paymill operator; power shield; pumps; roller operator (with or without blades); screening and washing plant; self-propelled street broom or sweeper; siphons and jets;

straw blower; stump cutting machine; siphons and jets; tank car heater operator (combination boiler and booster); welding machine; vibrating machine operator (not hand held); welding machine.

GROUP 3: (a) Oiler;
(b) Oiiler driver
(c) Mechanic.

HOURLY PREMIUMS:

THE FOLLOWING CLASSIFICATIONS SHALL RECEIVE ($ .25) ABOVE GROUP 1 RATE: Dragline operator - 3 yds. & over; shovel 3 yds. & over; clamshell 3 yds. & over; Crane, rigs or piledrivers, 100' of boom or over (incl. jib.), hoist - each additional active drum over 2 drums

THE FOLLOWING CLASSIFICATIONS SHALL RECEIVE ($ .50) ABOVE GROUP 1 RATE: Tandem scoop operator; crane, rigs or piledrivers 150' to 200' of boom (incl. jib.)

THE FOLLOWING CLASSIFICATIONS SHALL RECEIVE ($ .75) ABOVE GROUP 1 RATE: Crane rigs, or piledrivers 200 ft. of boom or over (including jib.)

ENGI0101-005 04/01/2022

CASS, CLAY, JACKSON,PLATTE AND RAY COUNTIES

	Rates	Fringes
Power equipment operators:		
GROUP 1	$ 38.42	20.44
GROUP 2	$ 37.38	20.44
GROUP 3	$ 32.91	20.44
GROUP 4	$ 36.26	20.44

POWER EQUIPMENT OPERATORS CLASSIFICATIONS

GROUP 1: Asphalt roller operator, finish; asphalt paver and spreader; asphalt plant operator; auto grader or trimmer or sub-grader; backhoe; blade operator (all types); boilers-2; booster pump on dredge; boring machine (truck or crane mounted); bulldozer operator; clamshell operator; concrete cleaning decontamination machine operator; concrete mixer paver; concrete plant operator; concrete pump operator; crane operator; derrick or derrick trucks; ditching machine; dragline operator; dredge engineman; dredge operator; drillcat with compressor mounted (self-contained) or similar type self propelled rotary drill (not air

tract); drilling or boring machine (rotary - self-propelled); finishing machine operator; greaser; heavy equipment robotics operator/mechanic; horizontal directional drill operator; horizontal directional drill locator; loader-forklift - skid loader (all types); hoisting engineer (2 active drums); locomotive operator (standard guage); master environmental maintenance mechanic; mechanics and welders (field and plants); mucking machine operator; piledrive operator; pitman crane or boom truck (all types); push cat; quad-track; scraper operators (all types); shovel operator; side discharge spreader; sideboom cats; skimmer scoop operator; slip-form paver (CMI, REX, Gomaco or equal); la tourneau rooter (all tiller types); tow boat operator; truck crane; ultra high perssure waterjet cutting tool system operator/mechanic; vacuum blasting machine operator/mechanic; wood and log chippers (all types)

GROUP 2: ""A"" Frame truck operator; back filler operator; boilers (1); chip spreader;churn drill operator; concrete mixer operator, skip loader; concrete saws (self-propelled); conveyor operator; crusher operator; distributor operator; elevating grader operator; farm tractor (all attachments); fireman rig; float operator; form grader operator; hoisting engine (1 drum); maintenance operator; multiple compactor; pavement breaker, self-propelled hydra- hammer (or similar type); power shield; paymill operator; pumps; siphons and jets; stump cutting machine; tank car heater operator (combination boiler and booster); compressor; roller operator (with or without blades); screening and washing plant; self-propelled street broom or sweeper; straw blower; tank car heater operator (combination boiler and booster); vibrating machine operator (not hand held)

GROUP 3: Oilers

GROUP 4: Oiler Driver (All Types)

FOOTNOTE:
HOURLY PREMIUMS FOLLOWING CLASSIFICATIONS SHALL RECEIVE ($1.00) ABOVE GROUP 1 RATE:
Clamshells - 3 yd. capacity or over; Cranes or rigs, 80 ft. of boom or over (including jib); Draglines, 3 yd. capacity or over;
Piledrivers 80 ft. of boom or over (including jib);
Shovels & backhoes, 3 yd. capacity or over.

BARRY, BARTON, CAMDEN, CEDAR, CHRISTIAN, DADE, DALLAS, DOUGLAS, GREENE, HICKORY, JASPER, LACLEDE, LAWRENCE, MCDONALD, NEWTON, OZARK, POLK, ST. CLAIR, STONE, TANEY, VERNON, WEBSTER AND WRIGHT COUNTIES and CITY OF SPRINGFIELD

	Rates	Fringes
Power equipment operators:		
GROUP 1	$ 31.72	14.88
GROUP 2	$ 31.37	14.88
GROUP 3	$ 31.17	14.88
GROUP 4	$ 29.12	14.88

POWER EQUIPMENT OPERATORS CLASSIFICATIONS

GROUP 1: Asphalt finishing machine & trench widening spreader; asphalt plant console operator; autograder; automatic slipform paver; backhoe; blade operator - all types; boat operator - tow; boilers-2; central mix concrete plant operator; clamshell operator; concrete mixer paver; crane operator; derrick or derrick trucks; ditching machine; dozer operator; dragline operator; dredge booster pump; dredge engineman; dredge operator; drill cat with compressor mounted on cat; drilling or boring machine rotary self-propelled; highloader; hoisting engine - 2 active drums; launch hammer wheel; locomotive operator; - standard guage; mechanic and welders; mucking machine; off-road trucks; piledriver operator; pitman crane operator; push cat operator; quad trac; scoop operator - all types; shovel operator; sideboom cats; skimmer scoop operators; trenching machine operator; truck crane.

GROUP 2: A-frame; asphalt hot-mix silo; asphalt plant fireman (drum or boiler); asphalt plant man; asphalt plant man; asphalt plant mixer operator; asphalt roller operator; backfiller operator; barber-greene loader; boat operator (bridges and dams); chip spreader; concrete mixer operator - skip loader; concrete plant operator; concrete pump operator; crusher operator; dredge oiler; elevating grader operator; fork lift; greaser-fleet; hoisting engine - 1; locomotive operator - narrow gauge; multiple compactor; pavement breaker; powerbroom - self-propelled; power shield; rooter; side discharge concrete spreader; slip form finishing machine; stumpcutter machine; throttle man; tractor operator (over 50 h.p.); winch truck.

GROUP 3: Boilers - 1; chip spreader (front man); churn drill operator; clef plane operator; concrete saw operator (self-

propelled); curb finishing machine; distributor operator; finishing machine operator; flex plane operator; float operator; form grader operator; pugmill operator; roller operator, other than high type asphalt; screening & washing plant operator; siphons & jets; sub-grading machine operator; spreader box operator, self-propelled (not asphalt); tank car heater operator (combination boiler & booster); tractor operator (50 h.p. or less); Ulmac, Ulric or similar spreader; vibrating machine operator, not hand;

GROUP 4: Grade checker; Oiler; Oiler-Driver

HOURLY PREMIUMS:

The following classifications shall receive $ .25 above GROUP 1 rate:
Clamshells - 3 yds. or over; Cranes - Rigs or Piledrivers, 100 ft. of boom or over (including jib);
Draglines - 3 yds. or over; Hoists - each additional active drum over 2 drums; Shovels - 3 yds. or over;

The following classifications shall receive $ .50 above GROUP 1 rate:
Tandem scoop operator; Cranes - Rigs or Piledrivers, 150 ft. to 200 ft. of boom (including jib); Tandem scoop.

The following classifications shall receive $ .75 above GROUP 1 rate:
Cranes - Rigs or Piledrivers, 200 ft. of boom or over (including jib.).

ENGI0513-004 05/03/2023

FRANKLIN, JEFFERSON, LINCOLN, ST CHARLES, AND WARREN COUNTIES

	Rates	Fringes
Power equipment operators:		
GROUP 1	$ 41.01	29.63
GROUP 2	$ 41.01	29.63
GROUP 3	$ 39.71	29.63
GROUP 4	$ 39.26	29.63

POWER EQUIPMENT OPERATORS CLASSIFICATIONS

GROUP 1: Backhoe, Cable; Backhoe, Hydraulic (2 cu yds bucket and under regardless of attachment, one oiler for 2 or 3, two oilers for 4 through 6); Backhoe, Hydraulic over 2 cu yds; Cableway; Crane, Crawler or Truck; Crane, Hydraulic -

Truck or Cruiser mounted, 16 tons and over; Crane, Locomotive; crane with boom including jib over 100 ft from pin to pin; Crane using rock socket tool; Derrick, Steam; Derrick Car and Derrick Boat; Dragline, 7 cu yds and over; Dredge; Gradall, Crawler or tire mounted; Locomotive, Gas, Steam & other powers; Pile Driver, Land or Floating; Scoop, Skimmer; Shovel, Power (Electric, Gas, Steam or other powers); Shovel, Power (7 cu yds and over); Switch Boat; Whirley; Air Tugger with air compressor; Anchor Placing Barge; Asphalt Spreaker; Athey Force Feeder Loader, self-propelled; Backfilling Machine; Boat Operator - Push Boat or Tow Boat (job site); Boiler, High Pressure Breaking in Period; Boom Truck, Placing or Erecting; Boring Machine, Footing Foundation; Bullfloat; Cherry Picker; Combination Concrete Hoist and Mixer (such as Mixermobile); Compressor, Two 125 CFM and under; Compressor, Two through Four over 125 CFM; Compressor when operator runs throttle; Concrete Breaker (Truck or Tractor mounted); Concrete Pump (such as Pumpcrete machine); Concrete Saw (self-propelled); Concrete Spreader; Conveyor, Large (not selfpropelled) hoisting or moving brick and concrete into, or into and on floor level, one or both; Crane, Cimbing (such as Linden); Crane, Hydraulic - Rough Terrain, self-propelled; Crane, Hydraulic - Truck or Cruiser mounted - under 16 tons; Drilling machine - Self-powered, used for earth or rock drilling or boring (wagon drills and any hand drills obtaining power from other souces including concrete breakers, jackhammers and Barco equipmnet no engineer required); Elevating Grader; Engine Man, Dredge; Excavator or Powerbelt Machine; Finishing Machine, self- propelled oscillating screed; Forklift; Generators, Two through Six 30 KW or over; Grader, Road with power blade; Greaser; Highlift; Hoist, Concrete and Brick (Brick cages or concrete skips operating or on tower, Towermobile, or similar equipment); Hoist, Three or more drums in use; Hoist, Stack; Hydro-Hammer; Lad-A-Vator, hoisting brick or concrete; Loading Machine such as Barber-Greene; Mechanic on job site

GROUP 2: Air Tugger with plant air; Boiler (for power or heating shell of building or temporary enclosures in connection with construction work); Boiler, Temporary; Compressor, One over 125 CFM; Compressor, truck mounted; Conveyor, Large (not self- propelled); Conveyor, Large (not self- propelled) moving brick and concrete (distributing) on floor level; Curb Finishing Machine; Ditch Paving Machine; Elevator (outside); Endless Chain Hoist; Fireman (as required); Form Grader; Hoist, One Drum regardless of size (except brick or concrete); Lad-A-Vator, other hoisting; Manlift; Mixer, Asphalt, over 8 cu ft capacity; Mixer, one bag capacity or less; Mixer, without side

loader, two bag capacity or more; Mixer, with side loader, regardless of size, not Paver; Mud Jack (where mud jack is used in conjenction with an air compressor, operator shall be paid $ .55 per hour in addition to his basic hourly rate for covering both operations); Pug Mill operator; Pump, Sump - self powered, automatic controlled over 2""; Scissor Lift (used for hoisting); Skid Steer Loader; Sweeper, Street; Tractor, small wheel type 50 HP and under with grader blade and similar equipment; Welding Machine, One over 400 amp; Winch, operating from truck

GROUP 3: Boat operator - outboard motor, job site; Conveyors (such as Con-Vay-It) regardless of how used; Elevator (inside); Heater operator, 2 through 6; Sweeper, Floor

GROUP 4: Crane type

HOURLY PREMIUMS:

Backhoe, Hydraulic 2 cu yds or less without oiler - $2.00;
Crane,climbing (such as Linden) - $.50;
Crane, Pile Driving and Extracting - $ .50
Crane with boom (including job) over
100 ft from pin to pin - add $.01 per foot
to maximum of $4.00);
Crane, using rock socket tool - $ .50;
Derrick, diesel, gas or electric hoisting material
and erecting steel (150 ft or more above ground) - $ .50;
Dragline, 7 cu yds and over - $ .50;
Hoist, Three or more drums in use - $ .50;
Scoop, Tandem - $.50;
Shovel, Power - 7 cu yds and over - $ .50;
Tractor, Tandem Crawler - $ .50;
Tunnel, man assigned to work in tunnel or
tunnel shaft - $ .50;
Wrecking, when machines are working on
second floor or higher - $ .50

ENGI0513-006 05/01/2022

ADAIR, AUDRAIN, BOLLINGER, BOONE, BUTLER, CALLAWAY, CAPE GIRARDEAU, CARTER, CLARK, COLE, CRAWFORD, DENT, DUNKLIN, GASCONADE, HOWELL, IRON, KNOX, LEWIS, MACON, MADISON, MARIES, MARION, MILLER, MISSISSIPPI, MONITEAU, MONROE, MONTGOMERY, MORGAN, NEW MADRID, OREGON, OSAGE, PEMISCOT, PERRY, PHELPS, PIKE, PULASKI, PUTNAM, RALLS, RANDOLPH, REYNOLDS, RIPLEY, ST. FRANCOIS, STE. GENEVIEVE, SCHUYLER, SCOTLAND, SCOTT, SHANNON, SHELBY, STODDARD, TEXAS, WASHINGTON, AND WAYNE COUNTIES

	Rates	Fringes
Power equipment operators:		
GROUP 1	$ 33.24	28.75
GROUP 2	$ 32.89	28.75
GROUP 3	$ 32.69	28.75
GROUP 4	$ 29.04	28.75

POWER EQUIPMENT OPERATORS CLASSIFICATIONS

GROUP 1: Asphalt finishing machine & trench widening spreader, asphalt plant console operator; autograder; automatic slipform paver; back hoe; blade operator - all types; boat operator tow; boiler two; central mix concrete plant operator; clam shell operator; concrete mixer paver; crane operator; derrick or derrick trucks; ditching machine; dozer operator; dragline operator; dredge booster pump; dredge engineman; dredge operator; drill cat with compressor mounted on cat; drilling or boring machine rotary self-propelled; highloader; hoisting engine 2 active drums; launchhammer wheel; locomotive operator standrad guage; mechanics and welders; mucking machine; piledriver operator; pitman crane operator; push cat operator; guad-trac; scoop operator; sideboom cats; skimmer scoop operator; trenching machine operator; truck crane, shovel operator.

GROUP 2: A-Frame; asphalt hot-mix silo; asphalt roller operator asphalt plant fireman (drum or boiler); asphalt plant man; asphalt plant mixer operator; backfiller operator; barber-greene loader; boat operator (bridge & dams); chip spreader; concrete mixer operator skip loader; concrete plant operator; concrete pump operator; dredge oiler; elevating graded operator; fork lift; grease fleet; hoisting engine one; locomotive operator narrow guage; multiple compactor; pavement breaker; powerbroom self-propelled; power shield; rooter; slip-form finishing machine; stumpcutter machine; side discharge concrete spreader; throttleman; tractor operator (over 50 hp); winch truck; asphalt roller operator; crusher operator.

GROUP 3: Spreader box operator, self-propelled not asphalt; tractor operator (50 h.p. or less); boilers one; chip spreader (front man); churn drill operator; compressor over 105 CFM 2-3 pumps 4"" & over; 2-3 light plant 7.5 KWA or any combination thereof; clef plane operator; compressor maintenance operator 2 or 3; concrete saw operator (self-propelled); curb finishing mancine; distributor operator; finishing machine operator; flex plane operator;

float operator; form grader operator; pugmill operator; riller operator other than high type asphalt; screening & washing plant operator; siphons & jets; subgrading machine operator; tank car heater (combination boiler & booster); ulmac, ulric or similar spreader; vibrating machine operator; hydrobroom.

GROUP 4: Oiler; grout machine; oiler driver; compressor over 105 CFM one; conveyor operator one; maintenance operator; pump 4"" & over one.

FOOTNOTE: HOURLY PREMIUMS

Backhoe hydraulic, 2 cu. yds. or under Without oiler - $2.00
Certified Crane Operator - $1.50;
Certified Hazardous Material Operator $1.50;
Crane, climbing (such as Linden) - $0.50;
Crane, pile driving and extracting - $0.50;
Crane, with boom (including jib) over 100' from pin to pin add $0.01 per foot to maximum of $4.00;
Crane, using rock socket tool - $0.50;
Derrick, diesel, gas or electric, hoisting material and erecting steel (150' or more above the ground) - $0.50;
Dragline, 7 cu. yds, and over - $0.50;
Hoist, three or more drums in use - $0.50; Scoop, Tandem - $0.50;
Shovel, power - 7 cu. yds. or more - $0.50;
Tractor, tandem crawler - $0.50;
Tunnel, man assigned to work in tunnel or tunnel shaft - $0.50;
Wrecking, when machine is working on second floor or higher - $0.50;

ENGI0513-007 05/03/2023

ST. LOUIS CITY AND COUNTY

	Rates	Fringes
Power equipment operators:		
GROUP 1	$ 41.01	29.63
GROUP 2	$ 41.01	29.63
GROUP 3	$ 39.71	29.63
GROUP 4	$ 39.26	29.63

POWER EQUIPMENT OPERATORS CLASSIFICATIONS

GROUP 1: Backhoe, cable or hydraulic; cableway; crane crawler or truck; crane, hydraulic-truck or cruiser mounted

16 tons & over; crane locomotive; derrick, steam; derrick car & derrick boat; dragline; dredge; gradall, crawler or tire mounted; locomotive, gas, steam & other powers; pile driver, land or floating; scoop, skimmer; shovel, power (steam, gas, electric or other powers); switch boat; whirley.

GROUP 2: Air tugger w/air compressor; anchor-placing barge; asphalt spreader; athey force feeder loader (self-propelled); backfilling machine; backhoe-loader; boat operator-push boat or tow boat (job site); boiler, high pressure breaking in period; boom truck, placing or erecting; boring machine, footing foundation; bull- float; cherry picker; combination concrete hoist & mixer (such as mixer mobile); compressor (when operator runs throttle); concrete breaker (truck or tractor mounted); concrete pump, such as pump-crete machine; concrete saw (self-propelled), concrete spreader; conveyor, large (not self-propelled), hoisting or moving brick and concrete into, or into and on floor level, one or both; crane, hydraulic-rough terrain, self-propelled; crane hydraulic-truck or cruiser mounted-under 16 tons; drilling machines, self-powered use for earth or rock drilling or boring (wagon drills nd any hand drills obtaining power from other sources including concrete breakers, jackhammers and barco equipment-no engineer required); elevating grader; engineman, dredge; excavator or powerbelt machine; finishing machine, self-propelled oscillating screed; forklift; grader, road with power blade; highlift. greaser; hoist, stack, hydro-hammer; loading machine (such as barber-greene); machanic, on job site; mixer, pipe wrapping machines; plant asphalt; plant, concrete producing or ready-mix job site; plant heating-job site; plant mixing-job site; plant power, generating-job site; pumps, two through six self-powered over 2""; pumps, electric submersible, two through six, over 4""; quad-track; roller, asphalt, top or sub-grade; scoop, tractor drawn; spreader box; sub-grader; tie tamper; tractor-crawler, or wheel type with or without power unit, power take-offs and attachments regardless of size; trenching machine; tunnel boring machine; vibrating machine automatic, automatic propelled; welding machines (gasoline or diesel) two through six; well drilling machine

GROUP 3: Conveyor, large (not self-propelled); conveyor, large (not self-propelled) moving brick and concrete distributing) on floor level; mixer two or more mixers of one bag capacity or less; air tugger w/plant air; boiler, for power or heating on construction projects; boiler, temporary; compressor (mounted on truck; curb finishing machine; ditch paving machine; elevator; endless chain

hoist; form grader; hoist, one drum regardless of size; lad-a-vator; manlift; mixer, asphalt, over 8 cu. ft. capacity, without side loader, 2 bag capacity or more; mixer, with side loader, regardless of size; pug mill operator; pump, sump-self-powered, automatic controlled over 2"" during use in connection with construction work; sweeper, street; welding machine, one over 400 amp.; winch operating from truck; scissor lift (used for hoisting); tractor, small wheel type 50 h.p. & under with grader blade & similar equipment; Oiler on dredge and on truck crane.

GROUP 4: Boat operator-outboard motor (job site); conveyor (such as con-vay-it) regardless of how used; sweeper, floor

HOURLY PREMIUMS:

Backhoe, hydraulic 2 cu. yds. or under without oiler	$2.00
Certified Crane Operator	1.50
Certified Hazardous Material Operator	1.50
Crane, climbing (such as Linden)	.50
Crane, pile driving and extracting	.50
Crane, with boom (including jib) over 100' (from pin to pin) add $.01 per foot to maximum of	4.00
Crane, using rock socket tool	.50
Derrick, diesel, gas or electric, hoisting material and erecting steel (150' or more above ground)	.50
Dragline, 7 cu. yds. and over	.50
Hoist, three (3) or more drums in use	.50
Scoop, Tandem	.50
Shovel, power - 7 cu. yds. or more	.50
Tractor, tandem crawler	.50
Tunnel, man assigned to work in tunnel or tunnel shaft	.50
Wrecking, when machine is working on second floor or higher	.50

---

* IRON0010-012 04/01/2024

	Rates	Fringes
Ironworkers:		
ANDREW, BARTON, BENTON, CAMDEN, CEDAR, CHARITON, CHRISTIAN, COOPER, DADE, DALLAS, DAVIESS, DE KALB, GENTRY, GREENE, GRUNDY, HARRISON, HICKORY, HOLT,		

HOWARD, LACLEDE, LINN,
LIVINGSTON, MERCER,
MONITEAU, MORGAN, NODAWAY,
PETTIS, POLK, PUTNAM,
RANDLOPH, ST. CLAIR,
SULLIVAN, TANEY, VERNON,
WEBSTER, WRIGHT and WORTH
Counties and portions of
ADAIR, BOONE, MACON,
MILLER and RANDOLPH
Counties.....$ 35.00 33.56
ATCHISON, BATES, BUCHANAN,
CALDWELL, CARROLL, CASS,
CLAY, CLINTON, HENRY,
JACKSON, JOHNSON,
LAFAYETTE, PETTIS, PLATTE,
SALINE, AND RAY COUNTIES....$ 38.00 33.56

IRON0321-002 08/01/2023

DOUGLAS, HOWELL and OZARK COUNTIES

	Rates	Fringes
Ironworker	$ 27.00	20.96

IRON0396-004 08/02/2023

ST. LOUIS (City and County), ST. CHARLES, JEFFERSON, IRON, FRANKLIN, LINCOLN, WARREN, WASHINGTON, ST. FRANCOIS, STE. GENEVIEVE, and REYNOLDS Counties; and portions of MADISON, PERRY, BOLLINGER, WAYNE, and CARTER Counties

	Rates	Fringes
Ironworker	$ 40.37	30.55

IRON0396-009 08/02/2023

AUDRAIN, CALLAWAY, COLE, CRAWFORD, DENT, GASCONADE, MARIES, MONTGOMERY, OSAGE, PHELPS, PIKE, PULASKI, TEXAS and WRIGHT Counties; and portions of BOONE, CAMDEN, DOUGLAS, HOWELL, LACLEDE, MILLER, MONROE, OREGON, SHANNON and RALLS Counties

	Rates	Fringes
Ironworker	$ 40.37	30.55

IRON0577-005 06/01/2023

ADAIR, CLARK, KNOX, LEWIS, MACON, MARION, MONROE, RALLS, SCHUYLER, SCOTLAND, AND SHELBY COUNTIES

	Rates	Fringes
Ironworker	$ 31.55	25.05

IRON0584-004 06/01/2023

BARRY, JASPER, LAWRENCE, MCDONALD, NEWTON AND STONE Counties

	Rates	Fringes
Ironworkers:	$ 29.00	16.20

IRON0782-003 08/01/2023

CAPE GIRARDEAU, MISSISSIPPI, NEW MADRID, SCOTT, & STODDARD Counties; and portions of BOLLINGER, BUTLER, CARTER, DUNKLIN, MADISON, PEMISCOT, PERRY, RIPLEY, and WAYNE Counties

	Rates	Fringes
Ironworkers:		
Locks, Dams, Bridges and other major work on the Mississippi and Ohio River only	$ 38.77	29.51
All Other Work	$ 33.47	24.12

LABO0042-003 03/01/2023

ST. LOUIS (City and County)

	Rates	Fringes
LABORER		
Plumber Laborer	$ 36.65	17.12

LABO0042-005 03/01/2023

ST. LOUIS (City and County)

	Rates	Fringes
LABORER		

Dynamiter, Powderman	$ 36.65	17.12
Laborers, Flaggers	$ 36.65	17.12
Wrecking	$ 36.65	17.12

LABO0110-005 05/01/2023

Jefferson and Washington Counties

	Rates	Fringes
LABORER (Jefferson County)		
GROUP 1	$ 35.49	15.62
GROUP 2	$ 36.09	15.62
LABORER (Washington County)		
GROUP 1	$ 32.98	15.62
GROUP 2	$ 32.98	15.62

LABORERS CLASSIFICATIONS

GROUP 1 - General laborer-flagman, carpenter tenders; salamander Tenders; Dump Man; Ticket Takers; loading trucks under bins, hoppers, and conveyors; track man; cement handler; dump man on earth fill; georgie buggie man; material batch hopper man; spreader on asphalt machine; material mixer man (except on manholes); coffer dams; riprap pavers rock, block or brick; scaffolds over ten feet not self-supported from ground up; skip man on concrete paving; wire mesh setters on concrete paving; all work in connection with sewer, water, gas, gasoling, oil, drainage pipe, conduit pipe, tile and duct lines and all other pipe lines; power tool operator; all work in connection with hydraulic or general dredging operations; form setters, puddlers (paving only); straw blower nozzleman; asphalt plant platform man; chuck tender; crusher feeder; men handling creosote ties or creosote materials; men working with and handling epoxy material; topper of standing trees; feeder man on wood pulverizers, board and willow mat weavers and cabelee tiers on river work; deck hands; pile dike and revetment work; all laborers working on underground tunnels less than 25 ft. where compressed air is not used; abutement and pier hole men working six (6) ft. or more below ground; men working in coffer dams for bridge piers and footing in the river; barco tamper; jackson or any other similar tamp; cutting torch man; liners, curb, gutters, ditch lines; hot mastic kettlemen; hot tar applicator; hand blade operator; mortar men or brick or block manholes; rubbing concrete, air tool operator under 65 lbs.; caulker and lead man; chain or concrete saw under 15 h.p.; signal Gan; Guard rail and sign erectors.

GROUP 2 - Skilled laborers - Vibrator man; asphalt raker; head pipe layer on sewer work; batterboard man on pipe and ditch work; cliff scalers working from bosun's chairs; scaffolds or platforms on dams or power plants over 10 ft. high; air tool operator over 65 lbs.; stringline man on concrete paving; sandblast man; laser beam man; wagon drill; churn drill; air track drill and all other similar type drills, gunite nozzle man; pressure grout man; screed man on asphalt; concrete saw 15 h.p. and over; grade checker; strigline man on electronic grade control; manhole builder; dynamite man; powder man; welder; tunnel man; waterblaster - 1000 psi or over; asbestos and/or hazardous waste removal and/or disposal

---

LABO0579-005 05/01/2023

	Rates	Fringes
LABORER (ANDREW, ATCHISON, BUCHANAN, CALDWELL, CLINTON, DAVIESS, DEKALB, GENTRY, GRUNDY, HARRISON, HOLT, LIVINGSTON, MERCER, NODAWAY and WORTH COUNTIES.)		
GROUP 1	$ 29.04	16.59
GROUP 2	$ 29.39	16.59
LABORER (BARRY, BARTON, BATES, BENTON, CAMDEN, CARROLL, CEDAR, CHRISTIAN, DADE, DALLAS, DOUGLAS, GREENE, HENRY. HICKORY, JASPER, JOHNSON, LACLEDE, LAWRENCE, MCDONALD, MORGAN, NEWTON, OZARK, PETTIS, POLK, ST.CLAIR, SALINE, STONE, TANEY, VERNON, WEBSTER and WRIGHT COUNTIES)		
GROUP 1	$ 28.23	15.60
GROUP 2	$ 28.78	15.60
LABORER (LAFAYETTE COUNTY)		
GROUP 1	$ 29.78	15.85
GROUP 2	$ 30.13	15.85

LABORERS CLASSIFICATIONS

GROUP 1: General Laborers - Carpenter tenders; salamander tenders; loading trucks under bins; hoppers & conveyors; track men & all other general laborers; air tool operator;

cement handler-bulk or sack; dump man on earth fill; georgie buggie man; material batch hopper man; material mixer man (except on manholes); coffer dams; riprap pavers - rock, block or brick; signal man; scaffolds over ten feet not self-supported from ground up; skipman on concrete paving; wire mesh setters on concrete paving; all work in connection with sewer, water, gas, gasoline, oil drainage pipe, conduit pipe, tile and duct lines and all other pipe lines; power tool operator, all work in connection with hydraulic or general dredging operations; puddlers (paving only); straw blower nozzleman; asphalt plant platform man; chuck tender; crusher feeder; men handling creosote ties or creosote materials; men working with and handling epoxy material or materials (where special protection is required); rubbing concrete; topper of standing trees; batter board man on pipe and ditch work; feeder man on wood pulverizers; board and willow mat weavers and cable tiers on river work; deck hands; pile dike and revetment work; all laborers working on underground tunnels less than 25 feet where compressed air is not used; abutment and pier hole men working six (6) feet or more below ground; men working in coffer dams for bridge piers and footings in the river; ditchliners; pressure groutmen; caulker; chain or concrete saw; cliffscalers working from scaffolds, bosuns' chairs or platforms on dams or power plants over (10) feet above ground; mortarmen on brick or block manholes; toxic and hazardous waste work.

GROUP 2: Skilled Laborers - Head pipe layer on sewer work; laser beam man; Jackson or any other similar tamp; cutting torch man; form setters; liners and stringline men on concrete paving, curb, gutters; hot mastic kettleman; hot tar applicator; sandblasting and gunite nozzlemen; air tool operator in tunnels; screed man on asphalt machine; asphalt raker; barco tamper; churn drills; air track drills and all similar drills; vibrator man; stringline man for electronic grade control; manhole builders-brick or block; dynamite and powder men; grade checker.

LABO0660-004 05/01/2023

Clark, Knox, Lewis, Marion, Pike, Ralls, Scotland, Shelby Counties

	Rates	Fringes
LABORER		
GROUP 1.....	$ 32.98	15.62

GROUP 2.....$ 32.98 15.62

LABORERS CLASSIFICATIONS

GROUP 1 - General laborer-flagman, carpenter tenders; salamander Tenders; Dump Man; Ticket Takers; loading trucks under bins, hoppers, and conveyors; track man; cement handler; dump man on earth fill; georgie buggie man; material batch hopper man; spreader on asphalt machine; material mixer man (except on manholes); coffer dams; riprap pavers rock, block or brick; scaffolds over ten feet not self-supported from ground up; skip man on concrete paving; wire mesh setters on concrete paving; all work in connection with sewer, water, gas, gasoling, oil, drainage pipe, conduit pipe, tile and duct lines and all other pipe lines; power tool operator; all work in connection with hydraulic or general dredging operations; form setters, puddlers (paving only); straw blower nozzleman; asphalt plant platform man; chuck tender; crusher feeder; men handling creosote ties or creosote materials; men working with and handling epoxy material; topper of standing trees; feeder man on wood pulverizers, board and willow mat weavers and cabelee tiers on river work; deck hands; pile dike and revetment work; all laborers working on underground tunnels less than 25 ft. where compressed air is not used; abutement and pier hole men working six (6) ft. or more below ground; men working in coffer dams for bridge piers and footing in the river; barco tamper; jackson or any other similar tamp; cutting torch man; liners, curb, gutters, ditch lines; hot mastic kettlemen; hot tar applicator; hand blade operator; mortar men or brick or block manholes; rubbing concrete, air tool operator under 65 lbs.; caulker and lead man; chain or concrete saw under 15 h.p.; signal Gan; Guard rail and sign erectors.

GROUP 2 - Skilled laborers - Vibrator man; asphalt raker; head pipe layer on sewer work; batterboard man on pipe and ditch work; cliff scalers working from bosun's chairs; scaffolds or platforms on dams or power plants over 10 ft. high; air tool operator over 65 lbs.; stringline man on concrete paving; sandblast man; laser beam man; wagon drill; churn drill; air track drill and all other similar type drills, gunite nozzle man; pressure grout man; screed man on asphalt; concrete saw 15 h.p. and over; grade checker; strigline man on electronic grade control; manhole builder; dynamite man; powder man; welder; tunnel man; waterblaster - 1000 psi or over; asbestos and/or hazardous waste removal and/or disposal

---

LABO0660-006 03/01/2023

Lincoln, Montgomery, St Charles and Warren Counties

	Rates	Fringes
LABORER (Common or General).....	$ 36.91	15.62

LABO0662-001 05/01/2023

Callaway, Cole, Miller and Moniteau Counties

	Rates	Fringes
LABORER		
GROUP 1.....	$ 32.98	15.62
GROUP 2.....	$ 32.98	15.62

LABORERS CLASSIFICATIONS

GROUP 1 - General laborer-flagman, carpenter tenders; salamander Tenders; Dump Man; Ticket Takers; loading trucks under bins, hoppers, and conveyors; track man; cement handler; dump man on earth fill; georgie buggie man; material batch hopper man; spreader on asphalt machine; material mixer man (except on manholes); coffer dams; riprap pavers rock, block or brick; scaffolds over ten feet not self-supported from ground up; skip man on concrete paving; wire mesh setters on concrete paving; all work in connection with sewer, water, gas, gasoling, oil, drainage pipe, conduit pipe, tile and duct lines and all other pipe lines; power tool operator; all work in connection with hydraulic or general dredging operations; form setters, puddlers (paving only); straw blower nozzleman; asphalt plant platform man; chuck tender; crusher feeder; men handling creosote ties or creosote materials; men working with and handling epoxy material; topper of standing trees; feeder man on wood pulverizers, board and willow mat weavers and cabelee tiers on river work; deck hands; pile dike and revetment work; all laborers working on underground tunnels less than 25 ft. where compressed air is not used; abutement and pier hole men working six (6) ft. or more below ground; men working in coffer dams for bridge piers and footing in the river; barco tamper; jackson or any other similar tamp; cutting torch man; liners, curb, gutters, ditch lines; hot mastic kettlemen; hot tar applicator; hand blade operator; mortar men or brick or block manholes; rubbing concrete, air tool operator under 65 lbs.; caulker and lead man; chain or

concrete saw under 15 h.p.; signal Gan; Guard rail and sign erectors.

GROUP 2 - Skilled laborers - Vibrator man; asphalt raker; head pipe layer on sewer work; batterboard man on pipe and ditch work; cliff scalers working from bosun's chairs; scaffolds or platforms on dams or power plants over 10 ft. high; air tool operator over 65 lbs.; stringline man on concrete paving; sandblast man; laser beam man; wagon drill; churn drill; air track drill and all other similar type drills, gunite nozzle man; pressure grout man; screed man on asphalt; concrete saw 15 h.p. and over; grade checker; strigline man on electronic grade control; manhole builder; dynamite man; powder man; welder; tunnel man; waterblaster - 1000 psi or over; asbestos and/or hazardous waste removal and/or disposal

---

LABO0663-002 04/01/2023

CASS, CLAY, JACKSON, PLATTE AND RAY COUNTIES

	Rates	Fringes
LABORER		
GROUP 1	$ 34.15	17.06
GROUP 2	$ 35.36	17.06

LABORERS CLASSIFICATIONS

GROUP 1: General laborers, Carpenter tenders, salamander tenders, loading trucks under bins, hoppers and conveyors, track men and all other general laborers, air tool operator, cement handler (bulk or sack), chain or concrete saw, deck hands, dump man on earth fill, Georgie Buggies man, material batch hopper man, scale man, material mixer man (except on manholes), coffer dams, abutments and pier hole men working below ground, riprap pavers rock, black or brick, signal man, scaffolds over ten feet not self-supported from ground up, skipman on concrete paving, wire mesh setters on concrete paving, all work in connection with sewer,water, gas, gasoling, oil, drainage pipe, conduit pipe, tile and duct lines and all other pipelines, power tool operator, all work in connection with hydraulic or general dredging operations, straw blower nozzleman,asphalt plant platform man, chuck tender, crusher feeder, men handling creosote ties on creosote materials, men working with and handling epoxy material or materials (where special protection is required), topper of standing trees, batter board man on pipe and ditch work, feeder man

on wood pulverizers, board and willow mat weavers and cable tiers on river work, deck hands, pile dike and revetment work, all laborers working on underground tunnels less than 25 feet where compressed air is not used, abutment and pier hole men working six (6) feet or more below ground, men working in coffer dams for bridge piers and footings in the river, ditchliners, pressure groutmen, caulker and chain or concrete saw, cliffscalers working from scaffolds, bosuns' chairs or platforms on dams or power plants over (10) feet above ground, mortarmen on brick or block manholes, signal man.

GROUP 2: Skilled Laborer - spreader or screed man on asphalt machine, asphalt raker, grade checker, vibrator man, concrete saw over 5 hp., laser beam man, barco tamper, jackson or any other similar tamp, wagon driller, churn drills, air track drills and other similar drills, cutting torch man, form setters, liners and stringline men on concrete paving, curb, gutters and etc., hot mastic kettleman, hot tar applicator, hand blade operators, mortar men on brick or block manholes, sand blasting and gunnite nozzle men, rubbing concrete, air tool operator in tunnels, head pipe layer on sewer work, manhole builder (brick or block), dynamite and powder men.

LABO0840-011 05/01/2023

Crawford, Dent, Franklin, Gasconade, Howell, Maries, Oregon, Osage, Phelps, Pulaski, Shannon and Texas Counties

	Rates	Fringes
LABORER (Crawford, Dent, Gasconade, Howell, Maries, Oregon, Osage, Phelps, Pulaski, Shannon and Texas Counties)		
GROUP 1	$ 32.98	15.62
GROUP 2	$ 32.98	15.62
LABORER (Franklin County)		
GROUP 1	$ 35.44	15.62
GROUP 2	$ 36.04	15.62

LABORERS CLASSIFICATIONS

GROUP 1 - General laborer-flagman, carpenter tenders; salamander Tenders; Dump Man; Ticket Takers; loading trucks under bins, hoppers, and conveyors; track man; cement

handler; dump man on earth fill; georgie buggie man; material batch hopper man; spreader on asphalt machine; material mixer man (except on manholes); coffer dams; riprap pavers rock, block or brick; scaffolds over ten feet not self-supported from ground up; skip man on concrete paving; wire mesh setters on concrete paving; all work in connection with sewer, water, gas, gasoling, oil, drainage pipe, conduit pipe, tile and duct lines and all other pipe lines; power tool operator; all work in connection with hydraulic or general dredging operations; form setters, puddlers (paving only); straw blower nozzleman; asphalt plant platform man; chuck tender; crusher feeder; men handling creosote ties or creosote materials; men working with and handling epoxy material; topper of standing trees; feeder man on wood pulverizers, board and willow mat weavers and cabelee tiers on river work; deck hands; pile dike and revetment work; all laborers working on underground tunnels less than 25 ft. where compressed air is not used; abutement and pier hole men working six (6) ft. or more below ground; men working in coffer dams for bridge piers and footing in the river; barco tamper; jackson or any other similar tamp; cutting torch man; liners, curb, gutters, ditch lines; hot mastic kettlemen; hot tar applicator; hand blade operator; mortar men or brick or block manholes; rubbing concrete, air tool operator under 65 lbs.; caulker and lead man; chain or concrete saw under 15 h.p.; signal Gan; Guard rail and sign erectors.

GROUP 2 - Skilled laborers - Vibrator man; asphalt raker; head pipe layer on sewer work; batterboard man on pipe and ditch work; cliff scalers working from bosun's chairs; scaffolds or platforms on dams or power plants over 10 ft. high; air tool operator over 65 lbs.; stringline man on concrete paving; sandblast man; laser beam man; wagon drill; churn drill; air track drill and all other similar type drills, gunite nozzle man; pressure grout man; screed man on asphalt; concrete saw 15 h.p. and over; grade checker; strigline man on electronic grade control; manhole builder; dynamite man; powder man; welder; tunnel man; waterblaster - 1000 psi or over; asbestos and/or hazardous waste removal and/or disposal

---

LABO0955-012 05/01/2023

Adair, Audrain, Boone, Chariton, Cooper, Howard, Linn, Macon, Monroe, Putnam, Randolph, Schuyler and Sullivan Counties

	Rates	Fringes
LABORER		
GROUP 1	$ 32.98	15.62
GROUP 2	$ 32.98	15.62

LABORERS CLASSIFICATIONS

GROUP 1 - General laborer-flagman, carpenter tenders; salamander Tenders; Dump Man; Ticket Takers; loading trucks under bins, hoppers, and conveyors; track man; cement handler; dump man on earth fill; georgie buggie man; material batch hopper man; spreader on asphalt machine; material mixer man (except on manholes); coffer dams; riprap pavers rock, block or brick; scaffolds over ten feet not self-supported from ground up; skip man on concrete paving; wire mesh setters on concrete paving; all work in connection with sewer, water, gas, gasoling, oil, drainage pipe, conduit pipe, tile and duct lines and all other pipe lines; power tool operator; all work in connection with hydraulic or general dredging operations; form setters, puddlers (paving only); straw blower nozzleman; asphalt plant platform man; chuck tender; crusher feeder; men handling creosote ties or creosote materials; men working with and handling epoxy material; topper of standing trees; feeder man on wood pulverizers, board and willow mat weavers and cabelee tiers on river work; deck hands; pile dike and revetment work; all laborers working on underground tunnels less than 25 ft. where compressed air is not used; abutement and pier hole men working six (6) ft. or more below ground; men working in coffer dams for bridge piers and footing in the river; barco tamper; jackson or any other similar tamp; cutting torch man; liners, curb, gutters, ditch lines; hot mastic kettlemen; hot tar applicator; hand blade operator; mortar men or brick or block manholes; rubbing concrete, air tool operator under 65 lbs.; caulker and lead man; chain or concrete saw under 15 h.p.; signal Gan; Guard rail and sign erectors.

GROUP 2 - Skilled laborers - Vibrator man; asphalt raker; head pipe layer on sewer work; batterboard man on pipe and ditch work; cliff scalers working from bosun's chairs; scaffolds or platforms on dams or power plants over 10 ft. high; air tool operator over 65 lbs.; stringline man on concrete paving; sandblast man; laser beam man; wagon drill; churn drill; air track drill and all other similar type drills, gunite nozzle man; pressure grout man; screed man on asphalt; concrete saw 15 h.p. and over; grade checker; strigline man on electronic grade control; manhole

builder; dynamite man; powder man; welder; tunnel man; waterblaster - 1000 psi or over; asbestos and/or hazardous waste removal and/or disposal

---

LABO1104-005 05/01/2023

Bollinger, Butler, Cape Girardeau, Carter, Dunklin, Iron, Madison, Mississippi, New Madrid, Pemiscot, Perry, Reynolds, Ripley, Scott, St Francois, Ste Genevieve, Stoddard and Wayne Counties

	Rates	Fringes
LABORER		
GROUP 1	$ 32.98	15.62
GROUP 2	$ 32.98	15.62

LABORERS CLASSIFICATIONS

GROUP 1 - General laborer-flagman, carpenter tenders; salamander Tenders; Dump Man; Ticket Takers; loading trucks under bins, hoppers, and conveyors; track man; cement handler; dump man on earth fill; georgie buggie man; material batch hopper man; spreader on asphalt machine; material mixer man (except on manholes); coffer dams; riprap pavers rock, block or brick; scaffolds over ten feet not self-supported from ground up; skip man on concrete paving; wire mesh setters on concrete paving; all work in connection with sewer, water, gas, gasoling, oil, drainage pipe, conduit pipe, tile and duct lines and all other pipe lines; power tool operator; all work in connection with hydraulic or general dredging operations; form setters, puddlers (paving only); straw blower nozzleman; asphalt plant platform man; chuck tender; crusher feeder; men handling creosote ties or creosote materials; men working with and handling epoxy material; topper of standing trees; feeder man on wood pulverizers, board and willow mat weavers and cabelee tiers on river work; deck hands; pile dike and revetment work; all laborers working on underground tunnels less than 25 ft. where compressed air is not used; abutement and pier hole men working six (6) ft. or more below ground; men working in coffer dams for bridge piers and footing in the river; barco tamper; jackson or any other similar tamp; cutting torch man; liners, curb, gutters, ditch lines; hot mastic kettlemen; hot tar applicator; hand blade operator; mortar men or brick or block manholes; rubbing concrete, air tool operator under 65 lbs.; caulker and lead man; chain or

concrete saw under 15 h.p.; signal Gan; Guard rail and sign erectors.

GROUP 2 - Skilled laborers - Vibrator man; asphalt raker; head pipe layer on sewer work; batterboard man on pipe and ditch work; cliff scalers working from bosun's chairs; scaffolds or platforms on dams or power plants over 10 ft. high; air tool operator over 65 lbs.; stringline man on concrete paving; sandblast man; laser beam man; wagon drill; churn drill; air track drill and all other similar type drills, gunite nozzle man; pressure grout man; screed man on asphalt; concrete saw 15 h.p. and over; grade checker; strigline man on electronic grade control; manhole builder; dynamite man; powder man; welder; tunnel man; waterblaster - 1000 psi or over; asbestos and/or hazardous waste removal and/or disposal

---

PAIN0002-002 09/01/2007

CLARK, FRANKLIN, JEFFERSON, LEWIS, LINCOLN, MARION, PIKE, RALLS, ST. CHARLES, ST. LOUIS (CITY & COUNTY), AND WARREN COUNTIES

	Rates	Fringes
Painters:		
Brush and Roller; Taper	$ 28.61	10.24
High work over 60 feet	$ 29.11	10.24
Lead Abatement	$ 29.36	10.24
Pressure Roller; High work under 60 ft	$ 28.86	10.24
Spray & Abrasive Blasting; Water Blasting (Over 5000 PSI)	$ 30.61	10.24
Taper (Ames Tools & Bazooka)	$ 30.21	10.24

PAIN0002-006 04/01/2023

ADAIR, AUDRAIN, BOONE, CALLAWAY, CHARITON, COLE, GASCONADE, HOWARD, KNOX, LINN, MACON, MONROE, MONTGOMERY, OSAGE, PUTNAM, RANDOLPH, SCHUYLER, SCOTLAND, SHELBY AND SULLIVAN COUNTIES and the City of Booneville.

	Rates	Fringes
Painters:		

Bridges, Dams, Locks or Powerhouses	$ 28.49	15.03
Brush and Roll; Taping, Paperhanging	$ 26.49	15.03
Epoxy or Any Two Part Coating; Sandblasting; Stage or other Aerial Work - Platforms over 50 feet high; Lead Abatement	$ 27.49	15.03
Spray; Structural Steel (over 50 feet)	$ 27.49	15.03
Tapers using Ames or Comparable Tools	$ 27.24	15.03

PAIN0003-004 04/01/2019

CASS, CLAY, CLINTON, JACKSON, JOHNSON, LAFAYETTE, PLATTE & RAY COUNTIES

	Rates	Fringes
Painters:		
Bridgeman; Lead Abatement; Sandblast; Storage Bin & Tanks	$ 33.41	17.76
Brush & Roller	$ 30.54	17.76
Drywall	$ 31.74	17.76
Paper Hanger	$ 31.04	17.76
Stageman; Beltman; Steelman; Elevator Shaft; Bazooka, Boxes and Power Sander; Sprayman; Dipping	$ 32.41	17.76
Steeplejack	$ 36.98	17.76

PAIN0003-011 04/01/2019

BATES, BENTON, CALDWELL, CARROLL, COOPER, DAVIESS, GRUNDY, HARRISON, HENRY, LIVINGSTON, MERCER, MONITEAU, MORGAN, PETTIS & SALINE COUNTIES

	Rates	Fringes
Painters:		
Bridgeman; Lead Abatement; Sandblast; Storage Bin & Tanks	$ 26.73	17.76
Brush & Roller	$ 24.43	17.76
Drywall	$ 25.39	17.76

Paper Hanger	$ 24.83	17.76
Stageman; Beltman; Steelman; Elevator Shaft; Bazooka, Boxes and Power Sander; Sprayman; Dipping	$ 26.35	17.76
Steeplejack	$ 29.58	17.76

PAIN0203-001 04/01/2012

BARRY, BARTON, CEDAR, CHRISTIAN, DADE, DALLAS, DOUGLAS, GREENE, HICKORY, HOWELL, JASPER, LAWRENCE, MCDONALD, NEWTON, OZARK, POLK, ST. CLAIR, STONE, TANEY, VERNON, WEBSTER, and WRIGHT COUNTIES

	Rates	Fringes
Painters:		
Finisher	$ 20.18	11.33
Painter	$ 19.75	11.76
Sandblaster, High Man, Spray Man, Vinyl Hanger, Tool Operator	$ 21.18	11.33

---

* PAIN1185-008 04/01/2024

CAMDEN, CRAWFORD, DENT, LACLEDE, MARIES, MILLER, PHELPS, PULASKI AND TEXAS COUNTIES

	Rates	Fringes
Painters:		
Brush and Roller	$ 32.25	16.86
Floor Work	$ 33.25	16.86
Lead Abatement	$ 33.25	16.86
Spray	$ 33.25	16.86
Structural Steel, Sandblasting and All Tank Work	$ 34.25	16.86
Taping, Paperhanging	$ 33.25	16.86

PAIN1292-002 09/01/2022

BOLLINGER, BUTLER, CAPE GIRARDEAU, CARTER, DUNKLIN, MISSISSIPPI, NEW MADRID, OREGON, PEMISCOT, PERRY, REYNOLDS, RIPLEY, SCOTT, SHANNON, STODDARD and WAYNE COUNTIES

	Rates	Fringes

Painters:

Bridges, Stacks & Tanks.....	$ 33.93	15.36
Brush & Roller.....	$ 29.58	15.36
Spray & Abrasive Blasting; Waterblasting (over 5000 PSI).....	$ 31.58	15.36

Height Rates (All Areas):
Over 60 ft. $0.50 per hour.
Under 60 ft. $0.25 per hour.

PAIN1292-003 09/01/2022

IRON, MADISON, ST. FRANCOIS, STE. GENEVIEVE and WASHINGTON COUNTIES

	Rates	Fringes
Painters:		
Bridges, Stacks & Tanks.....	$ 33.93	15.36
Brush & Roller.....	$ 29.58	15.36
Spray & Abrasive Blasting; Waterblasting (Over 5000 PSI).....	$ 31.58	15.36

Height Rates (All Areas):
0ver 60 ft. $0.50 per hour
Under 60 ft. $0.25 per hour.

PAIN2012-001 04/01/2023

ANDREW, ATCHISON, BUCHANAN, DE KALB, GENTRY, HOLT, NODAWAY & WORTH COUNTIES

	Rates	Fringes
Painters:		
Brush & Roller.....	$ 34.22	19.13
Sandblaster.....	$ 38.46	19.13
Steeplejack.....	$ 42.03	19.13

PLAS0518-006 03/01/2023

BARRY, BARTON, CEDAR, CHRISTIAN, DADE, DALLAS, DOUGLAS, GREENE, HICKORY, JASPER, LACLEDE, LAWRENCE, MCDONALD, NEWTON, OZARK,

POLK, ST. CLAIR, STONE, TANEY, VERNON, WEBSTER, AND WRIGHT COUNTIES

	Rates	Fringes
CEMENT MASON/CONCRETE FINISHER	$ 26.57	12.43

---

* PLAS0518-007 04/01/2024

CASS (Richards-Gebaur AFB only), CLAY, JACKSON, PLATTE AND RAY COUNTIES

	Rates	Fringes
Cement Masons:	$ 37.61	18.71

PLAS0518-011 04/01/2023

ANDREW, ATCHISON, BATES, BUCHANNAN, CLINTON, DEKALB, GENTRY, HENRY, HOLT, JOHNSON, LAFAYETTE, NODAWAY & WORTH COUNTIES

	Rates	Fringes
CEMENT MASON/CONCRETE FINISHER	$ 36.03	20.50

PLAS0527-001 04/01/2023

	Rates	Fringes
CEMENT MASON		
FRANKLIN, LINCOLN AND WARREN COUNTIES	$ 37.29	20.23
JEFFERSON, ST. CHARLES COUNTIES AND ST.LOUIS (City and County)	$ 38.46	20.13

PLAS0527-004 06/01/2023

CRAWFORD, DENT, IRON, MADISON, MARION, PHELPS, PIKE, PULASKI, RALLS, REYNOLDS, ST. FRANCOIS, STE. GENEVIEVE, SHANNON, TEXAS, WASHINGTON COUNTIES

	Rates	Fringes
CEMENT MASON	$ 32.00	19.72

PLAS0908-001 05/01/2023

BOLLINGER, BUTLER, CAPE GIRARDEAU, CARTER, DUNKLIN, HOWELL, MISSISSIPPI, NEW MADRID, OREGON, PEMISCOT, PERRY, RIPLEY, SCOTT, STODDARD, AND WAYNE COUNTIES

	Rates	Fringes
CEMENT MASON	$ 32.30	18.38

PLAS0908-005 05/01/2023

BENTON, CALDWELL, CALLAWAY, CAMDEN, CARROLL, COLE, DAVIESS, GASCONADE, GRUNDY, HARRISON, LIVINGSTON, MACON, MARIES, MERCER, MILLER, MONTGOMERY, MORGAN, OSAGE, PETTIS & SALINE COUNTIES

	Rates	Fringes
CEMENT MASON	$ 32.30	18.38

PLUM0008-003 06/01/2023

CASS, CLAY, JACKSON, JOHNSON, AND PLATTE COUNTIES

	Rates	Fringes
Plumbers	$ 54.28	23.79

PLUM0008-017 06/01/2023

BATES, BENTON, CARROLL, HENRY, LAFAYETTE, MORGAN, PETTIS, RAY, ST. CLAIR, SALINE AND VERNON COUNTIES

	Rates	Fringes
Plumbers	$ 54.28	23.79

PLUM0045-003 08/01/2023

ANDREW, ATCHISON, BUCHANAN, CALDWELL, CLINTON, DAVIESS, DEKALB, GENTRY, HARRISON, HOLT, NODAWAY AND WORTH COUNTIES

	Rates	Fringes
Plumbers and Pipefitters	$ 44.35	26.05

PLUM0178-003 11/01/2023

BARRY, CEDAR, CHRISTIAN, DADE, DALLAS, DOUGLAS, GREENE, HICKORY, LACLEDE, LAWRENCE, POLK, STONE, TANEY, WEBSTER AND WRIGHT COUNTIES

	Rates	Fringes
Plumbers and Pipefitters	$ 37.15	15.42

PLUM0178-006 11/01/2022

BARTON, JASPER, MCDONALD AND NEWTON COUNTIES

	Rates	Fringes
Plumbers and Pipefitters		
Projects $750,000 & under	$ 32.78	15.32
Projects over $750,000	$ 35.75	15.32

PLUM0533-004 06/01/2023

BATES, BENTON, CARROLL, CASS, CLAY, HENRY, HICKORY, JACKSON, JOHNSON, LAFAYETTE, MORGAN, PETTIS, PLATTE, RAY, SALINE, ST. CLAIR AND VERNON COUNTIES

	Rates	Fringes
Pipefitters	$ 53.56	24.70

PLUM0562-004 07/01/2023

ADAIR, AUDRAIN, BOLLINGER, BOONE, BUTLER, CALLAWAY,CAMDEN, CAPE GIRARDEAU,CARTER, CHARITON, CLARK, COLE, COOPER, CRAWFORD, DENT, DUNKLIN, FRANKLIN, GASCONADE, GRUNDY, HOWARD, HOWELL, IRON, JEFFERSON, KNOX, LEWIS, LINCOLN, LINN, LIVINGSTON, MACON, MADISON, MARIES, MARION, MERCER, MILLER, MISSISSIPPI, MONITEAU, MONROE, MONTGOMERY, NEW MADRID, OREGON, OSAGE, PEMISCOTT, PERRY, PHELPS, PIKE, PULASKI, PUTNAM, RALLS, RANDOLPH, REYNOLDS, RIPLEY, ST. CHARLES, ST.FRANCOIS, STE. GENEVIEVE, ST. LOUIS, SCHUYLER, SCOTLAND, SCOTT, SHANNON, SHELBY, STODDARD, SULLIVAN, TEXAS, WARREN, WASHINGTON,AND WAYNE COUNTIES.

	Rates	Fringes
Plumbers and Pipefitters		
Mechanical Contracts		

including all piping and temperature control work $7.0 million & under	$ 46.66	21.99
Mechanical Contracts including all piping and temperature control work over $7.0 million	$ 46.66	21.99

PLUM0562-016 07/01/2023

CAMDEN, COLE, CRAWFORD, FRANKLIN, JEFFERSON, MARIES, MILLER, MONITEAU, OSAGE, PHELPS, PULASKI, ST. CHARLES, ST. LOUIS (City and County), WARREN and WASHINGTON COUNTIES

	Rates	Fringes
Plumbers		
Mechanical Contracts including all piping and temperature control work $7.0 million & under	$ 46.66	21.99
Mechanical Contracts including all piping and temperature control work over $7.0 million	$ 46.66	21.99

TEAM0013-001 05/01/2023

	Rates	Fringes
Truck drivers (ADAIR, BUTLER, CLARK, DUNKIN, HOWELL, KNOX, LEWIS, OREGON, PUTNAM, RIPLEY, SCHUYLER AND SCOTLAND COUNTIES)		
GROUP 1	$ 33.04	15.15
GROUP 2	$ 33.19	15.15
GROUP 3	$ 33.31	15.15
GROUP 4	$ 33.20	15.15
Truck drivers (AUDRAIN, BOLLINGER, BOONE, CALLAWAY, CAPE GIRARDEAU, CARTER, COLE, CRAWFORD, DENT, GASCONADE, IRON, MACON, MADISON, MARIES, MARION, MILLER, MISSISSIPPI, MONROE, MONTGOMERY, NEW MADRID, OSAGE, PEMISCOT, PERRY, PHELPS, PIKE, PULASKI, RALLS, REYNOLDS, ST.		

FRANCOIS, STE. GENEVIEVE, SCOTT, SHANNON, SHELBY, STODDARD, TEXAS, WASHINGTON AND WAYNE COUNTIES)		
GROUP 1	$ 33.77	15.05
GROUP 2	$ 33.93	15.05
GROUP 3	$ 33.92	15.05
GROUP 4	$ 34.04	15.05
Truck drivers (FRANKLIN, JEFFERSON and ST. CHARLES COUNTIES)		
GROUP 1	$ 36.13	15.15
GROUP 2	$ 36.24	15.15
GROUP 3	$ 36.28	15.15
GROUP 4	$ 36.35	15.15
Truck drivers (LINCOLN and WARREN COUNTIES)		
GROUP 1	$ 34.78	15.15
GROUP 2	$ 34.89	15.15
GROUP 3	$ 35.93	15.15
GROUP 4	$ 35.00	15.15

TRUCK DRIVERS CLASSIFICATIONS:

GROUP 1: Flat Bed Trucks, Single Axle; Station Wagons; Pickup Trucks; Material Trucks, Single Axle; Tank Wagon, Single Axle

GROUP 2: Agitator and Transit Mix Trucks

GROUP 3: Flat Bed Trucks, Tandem Axle; Articulated Dump Trucks; Material Trucks, Tandem Axle; Tank Wagon, Tandem Axle

GROUP 4: Semi and/or Pole Trailers; Winch, Fork & Steel Trucks; Distributor Drivers and Operators; Tank Wagon, Semi-Trailer; Insley Wagons, Dumpsters, Half-Tracks, Speedace, Euclids and other similar equipment; A-Frame and Derrick Trucks; Float or Low Boy

---

TEAM0056-001 05/01/2020

	Rates	Fringes
Truck drivers (ANDREW, BARTON, BATES, BENTON, CALDWELL, CAMDEN, CARROLL, CEDAR, CHARITON, CHRISTIAN, CLINTON, COOPER, DADE,		

DALLAS, DAVIESS, DEKALB,
DOUGLAS, GREENE, HENRY,
HICHKORY, HOWARD, JASPER,
LACLEDE, LAWRENCE, LINN,
LIVINGSTON, MONITEAU, MORGAN,
NEWTON, PETTIS, POLK,
RANDOLPH, ST. CLAIR, SALINE,
VERNON, WEBSTER AND WRIGHT
COUNTIES)

GROUP 1	$ 31.37	14.25
GROUP 2	$ 31.53	14.25
GROUP 3	$ 31.52	14.25
GROUP 4	$ 31.64	14.25

Truck drivers: (ATCHISON,
BARRY, GENTRY, GRUNDY,
HARRISON, HOLT, MCDONALD,
MERCER, NODAWAY, OZARK,
STONE, SULLIVAN, TANEY AND
WORTH COUNTIES)

GROUP 1	$ 30.64	14.25
GROUP 2	$ 30.80	14.25
GROUP 3	$ 30.79	14.25
GROUP 4	$ 30.91	14.25

Truck drivers; (BUCHANAN,
JOHNSON AND LAFAYETTE
COUNTIES)

GROUP 1	$ 32.58	14.25
GROUP 2	$ 32.69	14.25
GROUP 3	$ 32.73	14.25
GROUP 4	$ 32.80	14.25

TRUCK DRIVER CLASSIFICATIONS

GROUP 1: Flat bed trucks single axle; station wagons; pickup trucks; material trucks single axle; tank wagons single axle.

GROUP 2: Agitator and transit mix-trucks.

GROUP 3: Flat bed trucks tandem axle; articulated dump trucks; material trucks tandem axle; tank wagons tandem axle.

GROUP 4: Semi and/or pole trailers; winch, fork & steel trucks; distributor drivers & operators; tank wagons semi-trailer; insley wagons, dumpsters, half-tracks, speedace, euclids & other similar equipment; A-frames and derrick trucks; float or low boy.

TEAM0245-001 03/26/2012

BARRY, BARTON, CAMDEN, CEDAR, CHRISTIAN, DALLAS, DENT, DOUGLAS, GREENE, HICKORY, HOWELL, JASPER, LACLEDE, LAWRENCE, MCDONALD, MILLER, NEWTON, OZARK, PHELPS, POLK, PULASKI, SHANNON, STONE, TANEY, TEXAS, VERNON, WEBSTER AND WRIGHT COUNTIES

	Rates	Fringes
Truck drivers:		
Traffic Control Service Driver	$ 20.45	0.00

PAID HOLIDAYS: New Year's Day, Decoration Day, July 4th, Labor Day, Thanksgiving Day, Christmas Day, employee's birthday and 2 personal days.

TEAM0541-001 04/01/2023

CASS, CLAY, JACKSON, PLATTE AND RAY COUNTIES

	Rates	Fringes
Truck drivers:		
GROUP 1	$ 35.31	17.55
GROUP 2	$ 34.74	17.55
GROUP 3	$ 34.22	17.55

TRUCK DRIVERS CLASSIFICATIONS

GROUP 1: Mechanics and Welders, Field; A-Frame Low Boy-Boom ruck Driver.

GROUP 2: Articulated Dump Truck; Insley Wagons: Dump Trucks, Excavating, 5 cu yds and over; Dumpsters; Half-Tracks: Speedace: Euclids & similar excavating equipment Material trucks, Tandem Two teams; Semi-Trailers; Winch trucks-Fork trucks; Distributor Drivers and Operators; Agitator and Transit Mix; Tank Wagon Drivers, Tandem or Semi; One Team; Station Wagons; Pickup Trucks; Material Trucks, Single Axle; Tank Wagon Drivers, Single Axle

GROUP 3: Oilers and Greasers - Field

TEAM0682-002 05/01/2023

ST LOUIS CITY AND COUNTY

	Rates	Fringes
Truck drivers:		
GROUP 1	$ 34.37	8.44+a+b+c+d
GROUP 2	$ 34.37	8.44+a+b+c+d
GROUP 3	$ 34.37	8.44+a+b+c+d

a. PENSION: 5/1/2012 - $182.20 per week.

b. HAZMAT PREMIUM: If Hazmat certification on a job site is required by a state or federal agency or requested by project owner or by the employer, employees on that job site shall receive $1.50 premium pay.

TRUCK DRIVERS CLASSIFICATIONS

GROUP 1 - Pick-up trucks; forklift, single axle; flatbed trucks; job site ambulance, and trucks or trailers of a water level capacity of 11.99 cu. yds. or less

GROUP 2 - Trucks or trailers of a water level capacity of 12.0 cu yds. up to 22.0 cu yds. including euclids, speedace and similar equipment of same capacity and compressors

GROUP 3 - Trucks or trailers of a water level capacity of 22.0 cu. yds & over including euclids, speedace & all floats, flatbed trailers, boom trucks, winch trucks, including small trailers, farm wagons tilt-top trailers, field offices, tool trailers, concrete pumps, concrete conveyors & gasoline tank trailers and truck mounted mobile concrete mixers

FOOTNOTE FOR TRUCK DRIVERS:

c. PAID HOLIDAYS: Christmas Day, Independence Day, Labor Day, Memorial Day, Veterans Day, New Years Day, Thanksgiving Day

d. PAID VACATION: 3 days paid vacation for 600 hours of service in any one contract year; 4 days paid vacation for 800 hours of service in any one contract year; 5 days paid vacation for 1,000 hours of service in any one contract year. When such an employee has completed 3 years of continuous employment with the same employer and then works the above required number of hours, he shall receive double the number of days of vacation specified above. When such an employee has completed 10 years of continuous employment with the same employer and then works the above required number of hours, he shall receive triple the number of days

of vacation specified above. When such an employee has completed 15 years of continuous employment with the same employer and then works the above required number of hours, he shall receive 4 times the number of days of vacation specified above.

WELDERS - Receive rate prescribed for craft performing operation to which welding is incidental.

==========

Note: Executive Order (EO) 13706, Establishing Paid Sick Leave for Federal Contractors applies to all contracts subject to the Davis-Bacon Act for which the contract is awarded (and any solicitation was issued) on or after January 1, 2017. If this contract is covered by the EO, the contractor must provide employees with 1 hour of paid sick leave for every 30 hours they work, up to 56 hours of paid sick leave each year. Employees must be permitted to use paid sick leave for their own illness, injury or other health-related needs, including preventive care; to assist a family member (or person who is like family to the employee) who is ill, injured, or has other health-related needs, including preventive care; or for reasons resulting from, or to assist a family member (or person who is like family to the employee) who is a victim of, domestic violence, sexual assault, or stalking. Additional information on contractor requirements and worker protections under the EO is available at https://www.dol.gov/agencies/whd/government-contracts.

Unlisted classifications needed for work not included within the scope of the classifications listed may be added after award only as provided in the labor standards contract clauses (29CFR 5.5 (a) (1) (iii)).

The body of each wage determination lists the classification and wage rates that have been found to be prevailing for the cited type(s) of construction in the area covered by the wage determination. The classifications are listed in alphabetical order of ""identifiers"" that indicate whether the particular rate is a union rate (current union negotiated rate for local), a survey rate (weighted average rate) or a union average rate (weighted union average rate).

Union Rate Identifiers

A four letter classification abbreviation identifier enclosed in dotted lines beginning with characters other than ""SU"" or ""UAVG"" denotes that the union classification and rate were prevailing for that classification in the survey. Example: PLUM0198-005 07/01/2014. PLUM is an abbreviation identifier of the union which prevailed in the survey for this classification, which in this example would be Plumbers. 0198 indicates the local union number or district council number where applicable, i.e., Plumbers Local 0198. The next number, 005 in the example, is an internal number used in processing the wage determination. 07/01/2014 is the effective date of the most current negotiated rate, which in this example is July 1, 2014.

Union prevailing wage rates are updated to reflect all rate changes in the collective bargaining agreement (CBA) governing this classification and rate.

Survey Rate Identifiers

Classifications listed under the ""SU"" identifier indicate that no one rate prevailed for this classification in the survey and the published rate is derived by computing a weighted average rate based on all the rates reported in the survey for that classification. As this weighted average rate includes all rates reported in the survey, it may include both union and non-union rates. Example: SULA2012-007 5/13/2014. SU indicates the rates are survey rates based on a weighted average calculation of rates and are not majority rates. LA indicates the State of Louisiana. 2012 is the year of survey on which these classifications and rates are based. The next number, 007 in the example, is an internal number used in producing the wage determination. 5/13/2014 indicates the survey completion date for the classifications and rates under that identifier.

Survey wage rates are not updated and remain in effect until a new survey is conducted.

Union Average Rate Identifiers

Classification(s) listed under the UAVG identifier indicate that no single majority rate prevailed for those classifications; however, 100% of the data reported for the classifications was union data. EXAMPLE: UAVG-OH-0010 08/29/2014. UAVG indicates that the rate is a weighted union average rate. OH indicates the state. The next number, 0010 in the example, is an internal number used in producing the wage determination. 08/29/2014 indicates the survey completion date

for the classifications and rates under that identifier.

A UAVG rate will be updated once a year, usually in January of each year, to reflect a weighted average of the current negotiated/CBA rate of the union locals from which the rate is based.

WAGE DETERMINATION APPEALS PROCESS

1.) Has there been an initial decision in the matter? This can be:

* an existing published wage determination
* a survey underlying a wage determination
* a Wage and Hour Division letter setting forth a position on a wage determination matter
* a conformance (additional classification and rate) ruling

On survey related matters, initial contact, including requests for summaries of surveys, should be with the Wage and Hour National Office because National Office has responsibility for the Davis-Bacon survey program. If the response from this initial contact is not satisfactory, then the process described in 2.) and 3.) should be followed.

With regard to any other matter not yet ripe for the formal process described here, initial contact should be with the Branch of Construction Wage Determinations. Write to:

Branch of Construction Wage Determinations
Wage and Hour Division
U.S. Department of Labor
200 Constitution Avenue, N.W.
Washington, DC 20210

2.) If the answer to the question in 1.) is yes, then an interested party (those affected by the action) can request review and reconsideration from the Wage and Hour Administrator (See 29 CFR Part 1.8 and 29 CFR Part 7). Write to:

Wage and Hour Administrator
U.S. Department of Labor
200 Constitution Avenue, N.W.
Washington, DC 20210

The request should be accompanied by a full statement of the

interested party's position and by any information (wage payment data, project description, area practice material, etc.) that the requestor considers relevant to the issue.

3.) If the decision of the Administrator is not favorable, an interested party may appeal directly to the Administrative Review Board (formerly the Wage Appeals Board). Write to:

Administrative Review Board
U.S. Department of Labor
200 Constitution Avenue, N.W.
Washington, DC 20210

4.) All decisions by the Administrative Review Board are final.

==========

END OF GENERAL DECISION"

Environmental and Cultural Permits and Clearances

This RER has been submitted, only administrators may edit this, otherwise they will contact you if any information changes.

Date Completed: 04/10/2024
Completed By: Holly Cantrell

Request for Environmental Review
Form#:2021-07-00002

Alternative Project Delivery Method (such as Design/Build)

˅Project Information

Prefix:	STBG-NHPP	Project Number:	S603041	Bridge Number:	
District:	Southwest	County:	JASPER	Sponsor:	City of Joplin
				Sponsor Email:	
TIP Number:		Rte/Street:	BL 49		
MoDOT Job Number:	7s3430	TIGER Grant Funds:		Is this project on or adjacent to MoDOT Right of Way:	Yes
Location/Stream Crossing :					
TMS Project Description - termini (no stations):	LP 49 S, JASPER, Payment to Joplin for intersection improvements at Range Line Road and 15th Street in Joplin.				
Describe RER project improvements in full detail:	Intersection improvements at 15th and Rangeline. This project is a cost share between MoDOT and the City of Joplin. Also, 15th Street extension from the east end of this project to Walmart will be let in required combination. The extension will be paid completely by the City of Joplin.				
District Liaison:	Julie Zibert - 417-621-6553			Contact:	Craig Switzer - 417-621-6331
Email:	Julie.Zibert@modot.mo.gov			Email:	Craig.Switzer@modot.mo.gov
Contact:	None selected			Contact:	None selected
Email:				Email:	
Date Desired:	07/31/2020			Submit Date:	07/01/2020
Desired A-Date:	09/01/2020				
Responsible Individual:	Sean Matlock - (7/1/2020 3:51:36 PM) - 417-793-7680			Submitted By:	Sean Matlock - (7/1/2020 12:00:00 AM) - 417-793-7680

Existing Condition

ADT:	29900	Speed Limit:	40
Number of Travel Lanes:	4	Lane Width:	12
Shoulder Width:	0	Curb and Gutter:	Yes
Bridge width, measured from gutterline to gutterline:	0	Sidewalks:	Both

Proposed Design Improvement

ADT:	37,833	Speed Limit:	40	Design Speed:	40
Number of Travel Lanes:	4			Lane Width:	12
Shoulder Width:	0			Curb and Gutter:	Yes
Bridge width, measured from gutterline to gutterline:	0			Sidewalks:	Both
Bridge Length:	0			Roadway length:	0.109
Railroad Crossing	No			Drainage District (if Applicable):	None

Program Year:

Preliminary Engineering:	2021	Right of Way:	2021

Construction:	2022
Has the sponsor documented that the project has: 1. Independent utility, 2. Logical termini, and 3. Does not restrict consideration of alternatives for other reasonably foreseeable transportation improvements?:	Yes No
Project breakout from previous or larger project?	*If checked explain:*

Acres - From all sources (e.g. donated from public or private entities):

Additional R/W (acres):	0.07	**Temp Easement (acres):**	0.08	**Permanent Easement (acres):**	0
ROW may be needed, but, not yet determined?	Yes				
Is ANY Federally-owned land impacted by the project?	Yes No				

Land Disturbance:

Will project involve 1 acre or more:	No	Acres of Tree Clearing:	0 acres
		DO NOT CLEAR TREES W/O MODOT'S PRIOR WRITTEN APPROVAL.	

Number of Displacements(do not include partial takes that do not displace):

Residential:	Yes No		Commercial:	Yes No	
No. of People:		Residences:	No. of Employees:		Businesses:

Any Public Involvement planned or completed:

Since this project is a Cost Share between MoDOT and City of Joplin, Joplin's City Council has had to appropriate funds for both the project and the consultant contract. As the project moves forward, contact will be made with individual property owners about anticipated acquisitions. Some type of public involvement will occur, most likely an online meeting to advise the public of the upcoming project. Once under construction, fliers will be sent to surrounding businesses notifying them of more specific timeframes of when construction will begin and end and how, if any, impacts to their business will occur.

Average Daily Traffic:

ADT Construction Year:	29900	ADT Design Year:	37833

Traffic Impacts:

Road Closure Planned:	Yes No		Bridge Closure Planned:	Yes No	
Days/Months Closed:	45		Detour > 25 mi rural (including local roads)	Yes No	
			Detour > 5 mi urban (including local roads, census defined urban)	Yes No	
Detour Info:	The east leg of 15th Street will be closed. Rangeline will remain open. Walmart has three other entrances that can be utilized. Through the signalized intersection at 17th Street. They have additional entrances off of 20th Street and Geneva Street. Other businesses that have access off of 15th Street also have access off of Rangeline.				

Bicycle / Pedestrian Consideration

Pedestrian facilities considered: Yes

Bicycle facilities considered: Yes

National Flood Insurance Program (NFIP) and Hydraulic Design Data:

Project involves land purchased through FEMA Hazard Mitigation Grant Program (Flood buyout property)

If checked, give details:

Is ANY construction taking place on MoDOT owned property under this project?

Yes No

Is highway improvement located within 4 miles of an existing airport?

Known Concerns: Provide information you have about these resources that you have observed in the area.

Parkland:

Wetland/404 Permit:

Land Disturbance / Stormwater:

Farmland:

Threatened & Endangered Species:

Migratory Birds: Are there birds nesting on the structure?

Hazardous Waste:

Cultural Resources:

LPA Comments:

Project Attachments:

NOTE: If making updates to an attachment, please use a different filename than the original.
The combined size of attachments in one upload must be less than 100MB

Attachments:

- Public Involvement Information.pdf
- Public Involvement Attachments.pdf
- Threatened and Endangered Species Report - Joplin - S603041 - 7S3430 - 2.0.pdf
- T&E Checklist.pdf
- Draft Right of Way Plans J7S3430.pdf
- USFW - Official Species List.pdf
- project_report_15th_street_rangeline_29698_30403_FINAL.pdf
- NE Consistency Letter_ FHWA_ FRA_ FTA Programmatic Consultation for Transportation Projects affecting NLEB or Indiana Bat 2020-07-29.pdf
- Mallock_Jasper_Transportation - 15th Street & Rangeline Intersection Improvements.pdf
- Threatened and Endangered Species Report - Joplin - S603041 - 7S3430.pdf
- 15th Street and Rangeline_Draft Plans_07.01.20.pdf

Required Information to be attached for each RER stage:

- *Location map (county map, topographic map or aerial map) showing the project limits*
- *plan sheets*
- *KMZ files showing tree clearing limits and/or plans*
- *permits/documentation as required (floodplain, farmland form, NWP, asbestos & lead based paint inspection reports, Section 106 Project Information Form for review, SHPO concurrence letter, USFWS IPac Official Species List, MDC Heritage Review Report, Effects determination)*

RER Environmental Screenings

Farmland Impact

Status Information: N/A Pending Cleared

Clearance Date:

Environmental Response: UPDATE (3/25/24): This section was reevaluated because more than three years have passed since the original NEPA clearance. Based on an updated review of the information included in the RER, the original clearance remains valid. INITIAL SCREENING: The project is in a designated urbanized area (Joplin, MO 43399) as indicated on the U.S. Census Bureau Urban Area Reference Map. Therefore, the project is not subject to the Farmland Protection Policy Act.//

LPA Action: None.

Attachments:

Farmland Impact Submitted - *Mark submitted when this review is ready to be sent to district staff.*

Last Updated: Holly Cantrell - 3/25/2024 8:35:27 AM

Floodplain/Regulatory Floodway

Status Information: N/A | Pending | Cleared — Clearance Date:

Environmental Response: UPDATE (3/28/24): This section was reevaluated because more than three years have passed since the original NEPA clearance. Based on an updated review of the information included in the RER, the original clearance remains valid. INITIAL SCREENING: According to the attached FEMA floodplain map, the project is not located in the 100-year floodplain or the regulatory floodway. The project is not subject to floodplain permitting requirements.

LPA Action: None.

Attachments: FEMA Firmette Map.pdf

Floodplain/Regulatory Floodway Submitted - *Mark submitted when this review is ready to be sent to district staff.*

Last Updated: Cassie Baumgartner - 3/28/2024 8:35:56 AM

Land Disturbance / Stormwater

Status Information: N/A | Possible Issues Noted — Clearance Date:

Environmental Response: UPDATE (3/28/24): This section was reevaluated because more than three years have passed since the original NEPA clearance. Based on an updated review of the information included in the RER, the original clearance remains valid. INITIAL SCREENING: If the project is in a regulated MS4 area, adhere to the MS4 requirements as defined in the MS4 permit specific to that municipality. Stormwater routed into MoDOT's drainage system (e.g., ditches and stormwater conveyance systems) must be treated for water quality and/or quantity before entering the system. Any project with land disturbance of 1-acre or more requires a NDPES land disturbance permit from MDNR.

LPA Action: If the project will disturb 1-acre or more of land, obtain a NPDES land disturbance permit from DNR. The LPA must also implement best management practices in accordance with that permit and the Clean Water Act.

Attachments:

Land Disturbance / Stormwater Submitted - *Mark submitted when this review is ready to be sent to district staff.*

Last Updated: Cassie Baumgartner - 3/28/2024 8:36:07 AM

FEMA/SEMA Buyout

Status Information: N/A | Pending | Cleared — Clearance Date: 03/28/2024

Environmental Response: UPDATE (3/28/24): According to the ArcMap GIS FEMA buyout layer, there are no flood buyout properties in the vicinity of the project. The project will not result in development on any FEMA buyout properties. INITAL SCREENING: MoDOT is not aware of any FEMA buyout sites in the project limits. However, the LPA sponsor should confirm this by reviewing local records. If there are FEMA buyout sites, they shall be used only for open space purposes and shall stay in public ownership.

LPA Action: UPDATE (3/28/24): No actions. INITAL SCREENING: If the sponsor determines there are FEMA buyout sites in the projects limits, notify the environmental specialist. Avoidance of buyout properties is strongly recommended. If avoidance is not possible, contact MoDOT's Environmental section for guidance. Any decision involving a buyout property should take into consideration that two to three years is needed to obtain an exemption from FEMA to use the parcel.

Attachments:

FEMA/SEMA Buyout Submitted - *Mark submitted when this review is ready to be sent to district staff.*

Last Updated: Cassie Baumgartner - 3/28/2024 9:08:36 AM

Socioeconomic Impact

Status Information: N/A Pending Cleared Clearance Date

Environmental Response: UPDATE (3/25/24): This section was reevaluated because more than three years have passed since the original NEPA clearance. Based on an updated review of the information included in the RER, the following updated information is available: Based on a review of EJSCREEN, no low-income populations were identified within the project area; however, one minority (people of color) population (83 percentile) and one limited English proficiency (LEP) population (91 percentile) were identified within the project area. Though these populations have been identified within the project area, the project is not expected to result in a disproportionate and high adverse effect to these populations as there are no significant socioeconomic impacts associated with this project. Impacts will be temporary and limited to traffic disruptions, construction noise, and fugitive dust and emissions in the area of project construction. The public will be informed of the proposed project through the following methods: contact will be made with individual property owners about anticipated acquisitions. Additionally, it is anticipated that an online meeting to advise the public of the upcoming project will be conducted. Once under construction, fliers will be sent to surrounding businesses notifying them of more specific timeframes of when construction will begin and end and how, if any, impacts to their business will occur. All other statements in the initial screening remain valid, and the original clearance remains valid. INITIAL SCREENING: The project requires new right of way and temporary easements that are subject to the Uniform Relocation Assistance and Real Property Acquisition Policies Act of 1970, as amended. There are no commercial or residential displacements associated with the project. The portion of 15th Street located east of Rangeline Road will be closed for approximately 45 days to allow for construction activities. This portion of 15th Street is not a through-street and access to commercial businesses located adjacent to 15th Street will be maintained using entrances off of Rangeline Road, 20th Street, and Geneva Street. There are no significant socioeconomic impacts associated with this project. Impacts will be temporary and limited to traffic disruptions, construction noise, and fugitive dust and emissions in the area of project construction.

LPA Action: Conduct the acquisition of affected properties in accordance with the procedures established in the Uniform Relocation Assistance and Real Property Acquisition Policies Act of 1970, as amended. Provide sufficient public notice of construction work and traffic management plans consistent with MoDOT's and local public involvement policies and procedures. Ensure a traffic management control plan is implemented by the contractor during construction which should include how the public will be notified of travel disruptions. Ensure that the minority and LEP populations located within the project area are not disproportionately impacted by project construction. If impacts are anticipated, notify the environmental specialist as soon as possible.

Attachments:

Socioeconomic Impact Submitted - *Mark submitted when this review is ready to be sent to district staff.*

Last Updated: Holly Cantrell - 3/25/2024 8:56:26 AM

*Threatened & Endangered Species

Status Information:

No Effect	Pending	Cleared	Clearance Date:
			04/04/2024

Environmental Response: UPDATE 4/4/2024: MoDOT has completed the T&E species review for the proposed intersection improvements at Rangeline Road and 15th Street in Joplin, Cole County, Missouri. A copy of the effects determination document has been uploaded to the TE section of the RER. The USFWS IPaC lists the following species for the project area: Gray bat, Indiana bat, northern long-eared bat, tricolored bat (proposed endangered), Neosho mucket, and mead's milkweed. There are no critical habitats located within the project limits. According to the MDC Natural Heritage Review Report, there are no known occurrences of state-listed species or species of conservation concern within 1 mile of the project area; therefore, there are no impacts to state-listed species or species of conservation concern are anticipated as a result of the project. The project will not impact any known caves, and no tree clearing is anticipated in association with the project. As the designated non-federal representative of FHWA for USFWS Section 7 ESA requirements, MoDOT has determined the project will have No Effect on the gray bat, Indiana bat, and northern long-eared bat and will not jeopardize the continued existence of the tricolored bat. Due to the lack of suitable habitat, MoDOT has determined the project will have No Effect on the Neosho mucket and mead's milkweed. This completes the TE requirements for the project. UPDATE (3/28/24): MoDOT must re-review federal and state-listed species data for updated information. MoDOT will prepare an effects determination memo. MoDOT may reach out with follow up questions throughout this process. UPDATE 9/25/2020: MoDOT has completed the TE review for this project (effects determination attached). MoDOT has determined that the project will have No Effect on species listed in the USFWS IPaC species list (gray bat, Indiana bat, northern long-eared bat, Neosho mucket). No consultation is required for this project. This completes MoDOT's TE review of the project. UPDATE 9/16/2020: Consultant has provided the requested TE documentation. MoDOT is completing a TE review of the project. INITIAL: Impacts to threatened and endangered species must be assessed for this project. Additional information is needed to conduct a TE review (see LPA Action below).

LPA Action: UPDATE (3/28/24): Please respond to MoDOT's request to be added to the IPaC account. COMPLETE Complete the following items and upload as attachments to the RER: 1. Access the US Fish and Wildlife Service (USFWS) IPAC online tool at http://ecos.fws.gov/ipac/ to obtain the official list of species for your county. 2. Access the MO Department of Conservation (MDC) online Natural Heritage Review website at https://naturalheritagereview.mdc.mo.gov/ and generate a report. Contact MDC if the report indicates to do so. Submit the report, and MDC response, if required, to MoDOT. 3. Provide the amount, location, and time of year for tree clearing, or indicate there will be no tree clearing. 4. If there will be tree clearing, photograph the trees so that bark characteristics of the main truck and large branches, along with any cavities, are clearly illustrated. 5. If the project involves bridgework, photograph the undersides of bridges illustrating any bird nests or unusual staining on the substructure or underside of the deck. 6. It is the responsibility of the LPA to make a written determination of their project impacts on each species listed from the IPaC. Further, the LPA must assess effects on any MDC listed species (endangered or species of conservation concern). If no effects are anticipated for a particular species, state the reason(s) why. For example: This project does not involve any tree clearing so there will be no effects on summer roosting habitat for listed bat species or this project does not impact any aquatic habitats so there will be no effects on listed fish or mussel species. 7. Submit the full project limits, easements, access, construction date, and ground disturbance information.

Attachments:

- ✖TE Complete- No Effect STBG-NHPP-S603041 Jasper County Rangeline Road and 15th Street in Joplin MO.msg
- ✖STBG-NHPP-S603041_MoDOT-Effects-Determination_Jasper-Co_Rangeline-Road-and-15th-Street_FINAL_2024.pdf
- ✖Closeout Email_TE Review Complete_STBG-S303(023), Platte, Route 9 widening.pdf
- ✖STBG-S603(041)_MoDOT TE Species Effects Determinations_Jasper_15th and Rangeline_FINAL.pdf

☐ Threatened & Endangered Species Submitted - *Mark submitted when this review is ready to be sent to district staff.*

Last Updated: Cassie Baumgartner - 4/4/2024 2:56:03 PM

Migratory Birds

Status Information: N/A Pending Cleared Clearance Date

Environmental Response: UPDATE (3/28/24): This section was reevaluated because more than three years have passed since the original NEPA clearance. Based on an updated review of the information included in the RER, the original clearance remains valid. UPDATE 9/16/2020: Consultant has confirmed that there are no bridges or other structures (large-diameter culverts or pipes) associated with the project. Based on this information, there are no concerns related to the MBTA. INITIAL: Determine whether any bridges or other structures (large-diameter pipes or culverts) could be impacted by the project. If there are no bridges or other structures involved in the project, notify the MoDOT environmental specialist. If there are bridges or other structures - Swallows and other bird species protected by the Migratory Bird Treaty Act (MBTA) may be nesting under the bridge/within the structure that will be demolished or otherwise impacted during this project. To comply with the MBTA, nests of protected species cannot be disturbed when active (eggs or young are present). Generally, nests are active between April 1 and July 31, but active nests can be present outside of these dates.

LPA Action: COMPLETE Determine whether any bridges or other structures could be impacted by the project and indicate this in the T&E documentation that is submitted to MoDOT. If any bridges or structures could be impacted by the project, assess for the presence of migratory birds under the bridge/within the structure prior to demolition. Take photographs of underneath the bridge/of entrance/exits of the structure, and provide an explanation as to whether there are nests and/or unusual staining, and upload this to the RER along with the remaining T&E documentation as instructed under the T&E section of the RER. If there are no bridges or structures in the project limits, inform the environmental specialist.

Attachments:

Migratory Birds Submitted - *Mark submitted when this review is ready to be sent to district staff.*

Last Updated: Cassie Baumgartner - 3/28/2024 9:26:06 AM

Hazardous Waste Impact

Status Information: N/A Pending Cleared Clearance Date

Environmental Response: UPDATE (3/28/24): This section was reevaluated because more than three years have passed since the original NEPA clearance. Based on an updated review of the information included in the RER, the original clearance remains valid. INITIAL SCREENING: According to the attached DNR E-START map, there is one Regulated Petroleum and Hazardous Substance Storage Tank Facility located immediately adjacent to the intersection of Rangeline Road and 15th Street. The facility (Burggraf Tire Center) is located at 1501 S. Rangeline Road and is listed as "inactive" by MDNR (site details attached). The facility was closed prior to the implementation of the 2004 Risk-Based Corrective Action (RBCA) and a No Further Action letter was issued in 1993 (attached). Based on this information, this site does not represent a hazardous waste concern to the project. In addition to the site described above, there is one additional Regulated Petroleum and Hazardous Substance Storage Tank Facility located approximately 175-ft southeast of the intersection of Rangeline Road and 15th Street, at 1503 S. Rangeline Road. This facility is the location of a Kum and Go gas station, which currently operates a UST with no known releases (site details attached). Based on this information, this site does not represent a hazardous waste concern to the project. There are no Hazardous Substance Investigation and Cleanup Sites in the vicinity of the project. While there are no hazardous waste concerns based on this information, the potential to encounter hazardous wastes from sites unknown to the LPA and MoDOT should always be a consideration.

LPA Action: If there is any hydroblasting, grooving, milling or diamond grinding related to the project, residue and associated water must be prevented from being released to waterways or adjacent wetlands. Any hazardous waste sites that are found during project construction will be addressed by the LPA sponsor in accordance with Federal and State Laws and Regulations. If any hazardous waste concerns arise, notify MoDOT's environmental specialist as soon as possible.

Attachments:

MDNR ESTART Map.pdf

KUM & GO _453.pdf

Burggraf Tire No Further Action Letter.pdf

BURGGRAF TIRE CENTER.pdf

Hazardous Waste Impact Submitted - *Mark submitted when this review is ready to be sent to district staff.*

Last Updated: Cassie Baumgartner - 3/28/2024 11:29:42 AM

Wetland Impact (Section 404/401)

Status Information: N/A Pending Cleared — Clearance Date:

Environmental Response: UPDATE (3/28/24): This section was reevaluated because more than three years have passed since the original NEPA clearance. Based on an updated review of the information included in the RER, the original clearance remains valid. INITIAL SCREENING: According to the attached USFWS National Wetlands Inventory map, and Google Earth imagery, there are no wetlands, blue line streams, lakes, ponds, or other waters of the U.S. in or around the project area. The project is not anticipated to impact wetlands or waters of the U.S.

LPA Action: None

Wetland Permit Information: 404 Permit Number | Permit Submitted | Permit Received | Permit Expiration | Compliance Certification Sent | Compliance Certification Received

Attachments: USFWS NWI Map.pdf

Wetland Impact Submitted - *Mark submitted when this review is ready to be sent to district staff.*

Last Updated: Cassie Baumgartner - 3/28/2024 11:29:54 AM

Noise Impact

Status Information: N/A Pending Cleared — Clearance Date:

Environmental Response: UPDATE (3/25/24): This section was reevaluated because more than three years have passed since the original NEPA clearance. Based on an updated review of the information included in the RER, the original clearance remains valid. INITIAL SCREENING: This is a Type III project and a noise analysis is not required.

LPA Action: None.

Attachments:

Noise Impact Submitted - *Mark submitted when this review is ready to be sent to district staff.*

Last Updated: Holly Cantrell - 3/25/2024 8:42:13 AM

Cultural Resources Impact (Section 106/Historic 4f)

Status Information: Pending Cleared — Clearance Date: 07/21/2020

Environmental Response: UPDATE* 3.25.24: This section was reevaluated because more than three years have passed since the original NEPA clearance. Based on an updated review of the information included in the RER, the original clearance provided on 7.21.2020 remains valid. MoDOT has determined that the project is covered by Section V, Item 5 of the Programmatic Agreement Among the Federal Highway Administration, the Missouri Highway and Transportation Commission, the Advisory Council on Historic Preservation, and the Missouri State Historic Preservation Office for Minor Highway Projects. The project will result in *No Historic Properties Affected* and no additional Section 106 consultation is required at this time.

LPA Action: UPDATE* 3.25.24: No action is needed at this time. MoDOT will upload a PA form in the next two weeks and clear this section at that time. Be advised that if changes are made to the project (including but not limited to the addition of new right of way or easements, or the changing of the scope) the project will need to be reevaluated and additional clearances may be required. No action is needed at this time. Be advised that if changes are made to the project (including but not limited to the addition of new right of way or easements, or the changing of the scope) the project will need to be reevaluated and additional clearances may be required. Please be aware that this clearance applies to the intersection improvements only. Based on information provided by the LPA, the intersection improvements are a distinct federal undertaking and there is currently no federal involvement in the 15th Street extension.

Attachments: PA_Form_Packet.pdf

Adverse Effect or Conditional No Adverse Effect

Based on the review of the project location and description noted above, there are no identified historic 4(f) resources affected that would preclude the setting of an A-date.

Checked by: Geordon Taylor on 04/08/2024 via Approved as

Cultural Resources Impact Submitted - *Mark submitted when this review is ready to be sent to district staff.*

Last Updated: Geordon Taylor - 4/8/2024 2:12:09 PM

Public Land Impact (Section 4f/6f)

Status Information: N/A Pending Cleared Clearance Date:

Environmental Response: UPDATE (3/25/24): This section was reevaluated because more than three years have passed since the original NEPA clearance. Based on an updated review of the information included in the RER, the following updated information is available: According to Google Earth imagery, Murphy Boulevard Park (a potential Section 4(f) resource) extends to the north and south of East 15th Street and the portion of this recreational resource adjacent to East 15th Street is approximately 0.5 mile west of the proposed project area. The project does not require new right of way or easements from and will not restrict access to this resource. Additionally, based on a review of the Land and Water Conservation Fund online mapper, no resources receiving assistance from the LWCF are located within the immediate vicinity of the proposed project. The project will not result in a use to any Section 4(f) properties, nor will it result in a conversion of any Section 6(f) lands. Based on an updated review of the information included in the RER, the original clearance remains valid. INITIAL SCREENING: According to Google Earth imagery and ArcMap GIS public lands layers, there are no Section 4(f) or Section 6(f) resources in the vicinity of the project area. The project will not result in a use to any Section 4(f) properties and no conversion of any Section 6(f) lands.

LPA Action: None.

Attachments:

Based on the review of the project location and description noted above, there are no identified 4(f) or 6(f) resources affected that would preclude the selling of an A-date

Checked by: Kyleen Kelly on: 07/14/2020

Public Land Impact Submitted - *Mark submitted when this review is ready to be sent to district staff.*

Last Updated: Holly Cantrell - 3/25/2024 8:49:18 AM

Other

Status Information: N/A Pending Cleared Clearance Date:

Environmental Response: UPDATE (3/25/24): This section was reevaluated because more than three years have passed since the original NEPA clearance. Based on an updated review of the information included in the RER, the original clearance remains valid. There are no Wetland Replacement Program easements in the vicinity of the project. INITIAL SCREENING: There are no additional resource impacts associated with this project.

LPA Action: None.

Attachments:

Other Screening Submitted - *Mark submitted when this review is ready to be sent to district staff.*

Last Updated: Cassie Baumgartner - 3/28/2024 11:40:56 AM

NEPA Classification

NEPA Right-Of-Way Permission:	Can Proceed to Buy R/W	as determined or approved by:	KYLE.GRAYSON@MODOT.MO.GOV
NEPA Approval/Proceed to A-date Request:	10/01/2020	Re-evaluation Date:	04/10/2024
NEPA Classification:	PCE		
This project qualifies for the programmatic categorical exclusion under Item#:	26	All Environmental Issues Cleared:	10/01/2020

Commitments and/or Comments to Sponsor: UPDATE 4/10/24: This project was reevaluated because more than three years have passed since the original NEPA clearance. Based on an updated review of the information included in the RER, all sections have been re-evaluated and cleared. If any changes to the project occur, notify the environmental contact as soon as possible for a potential reevaluation of project impacts. The sponsor is ultimately responsible for complying with all applicable state and federal laws. THE LPA/CONSULTANT SHOULD REVIEW ALL SECTIONS ABOVE INCLUDING THOSE MARKED AS CLEARED/GREEN. ORIGINAL RER REVIEW (10/01/2020): The project qualifies for a PCE NEPA classification. If any changes to the project occur, notify the environmental contact as soon as possible for a potential reevaluation of project impacts. The sponsor is ultimately responsible for complying with all applicable state and federal laws. THE LPA/CONSULTANT SHOULD REVIEW ALL SECTIONS ABOVE INCLUDING THOSE MARKED AS CLEARED/GREEN.

Attachments:

✖2024.04.10_RER #2021-07-00002_ City of Joplin Cost Share Project_ S603041 or Project #7S3430_MoDOT Reeval Concurrence.msg

Last Submitted: 04/10/2024 by Holly Cantrell

ADA CHECKLIST

Revised December 22, 2022

Job No._____ **Route**_____ **County**_____ **Location** _____

Pedestrian Access Route (PROWAG R204)				
Figures/Examples	**Requirements** [1]	**YES**	**NO**	**NA**
Sidewalk Width 	• The minimum continuous and unobstructed clear width of a pedestrian access route shall be 4.0 feet, exclusive of the width of the curb. • The continuous clear width of pedestrian access routes for medians and pedestrian refuge islands must be 5 feet minimum in order to allow for passing space. • MoDOT Sidewalks shall be 5 feet wide minimum. [2] • MoDOT Sidewalks located within 2 feet of the back of curb are to be constructed 6 feet wide minimum and constructed adjacent to the back of the curb. [2] • Exception: an unaltered, existing sidewalk shall be 3 feet wide minimum and shall provide 5 foot x 5 foot passing spaces at intervals of 200 feet maximum. [2] • Detectable warning surfaces shall be provided, where a curb ramp, landing, or blended transition connects to a street. Where commercial driveways are provided with traffic control devices or otherwise are permitted to operate like public streets, detectable warnings should be provided at the junction between the pedestrian route and the street. • Gratings, access covers, and other appurtenances shall not be located on curb ramps, landings, blended transitions, and gutters within the pedestrian access route. • Grade breaks shall not be permitted on the surface of curb ramps, blended transitions, landings, and gutter areas within the pedestrian access route. Surface slopes that meet at grade breaks shall be flush.			
Passing Spaces	• Walkways in pedestrian access routes that are less than 5 feet in clear width shall provide passing spaces at intervals of 200 feet maximum. • Pedestrian access routes at passing spaces shall be 5 feet wide for a distance of 5 feet.			
Sidewalk Running Slope The grade that is parallel to the direction of travel, expressed as a ratio of rise to run or as a percent.	• The running slope of a pedestrian access route shall be 5 percent maximum. **<u>Roadway Grade Exception</u>**: Where pedestrian access routes are contained within a street or highway right-of-way, the grade of the pedestrian access route is permitted to equal the general grade established for the adjacent street or highway. • Running Slopes shall be measured using a calibrated 2 foot long digital level.			

Figures/Examples	Requirements [1]	YES	NO	NA
Sidewalk Cross Slope The grade that is perpendicular to the direction of accessible pedestrian travel, measured perpendicular to the curb line or edge of the street or highway, or measured perpendicular to the running grade.	• The cross slope of the walkway of a pedestrian access route shall be 2 percent maximum. (Roadway Grade Exception may be considered) • 2010 ADA/ABA allows for cross slopes of up to ¼ inch per foot (2.08 percent). • In either case, a cross slope measurement of 2.1 percent or greater is not ADA compliant. • Cross Slopes shall be measured using a calibrated 2 foot long digital level.			
Sidewalk Ramps For example, a ramp segment with the maximum allowed running slope of 8.33% would require 5' x 5' landing after every 30' of run.  	• A sidewalk segment (not contained within a street or highway border) with a running grade in excess of 5 percent but less than 8.33 percent is by definition a sidewalk ramp. • The clear width of landings, blended transitions, and curb ramps, excluding flares, shall be 4.0 feet minimum. • Cross slope of ramp runs shall be 2 percent maximum. • The rise for any ramp run shall be 30 inches maximum. • Ramps shall have landings at the top and the bottom of each ramp run. • Ramp runs with a rise greater than 6 inches shall have handrails. • Handrails shall be provided on both sides of stairs and ramps. • Edge protection shall be provided on each side of ramp runs. • Detectable warning surfaces shall be provided, where a curb ramp, landing, or blended transition connects to a street. • Gratings, access covers, and other appurtenances shall not be located on ramps, landings, blended transitions, and gutters within the pedestrian access route. • Grade breaks shall not be permitted on the surface of ramps, blended transitions, landings, and gutter areas within the pedestrian access route. Surface slopes that meet at grade breaks shall be flush.			

Figures/Examples	Requirements [1]	YES	NO	NA
Vertical Alignment	• Vertical alignment shall be planar within curb ramp runs, blended transitions, landings, and gutter areas within the pedestrian access route, and within clear spaces required for accessible pedestrian signals, street furniture, and operable parts. • Grade breaks shall not be permitted on the surface of curb ramps, blended transitions, landings, and gutter areas within the pedestrian access route. • Grade breaks shall be flush. • Running Slopes and Cross Slopes shall be measured using a calibrated 2 foot long digital level. • Where the pedestrian access route crosses rail tracks at grade, the surface of the pedestrian access route shall be level and flush with the top of the rail at the outer edges of the rail. The surface between the rails shall be aligned with the top of the rail.			
Changes in Level 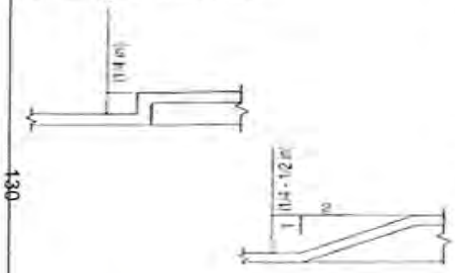 	• Changes in level at grade breaks shall be flush. • Changes in level of ¼ inch high maximum shall be permitted to be vertical. • Changes in level between ¼ inch high maximum and ½ inch high maximum shall be beveled with a slope not steeper than 1v:2h. • The bevel shall be applied across the entire level change. • Changes in level greater than ½ inch high shall be ramp grade or flatter, a slope of 8.33 percent or less.			

Figures/Examples	Requirements [1]	YES	NO	NA
Landing A required level space required at both ends of a ramp. An area 5' x 5' with no slope greater than 2 percent. This space can be used as a place to rest, turn or pass another user. Landings that are contained within a street or highway border are permitted to use the Roadway Grade Exception for running slopes or cross slopes in the direction of the roadway travel being matched. 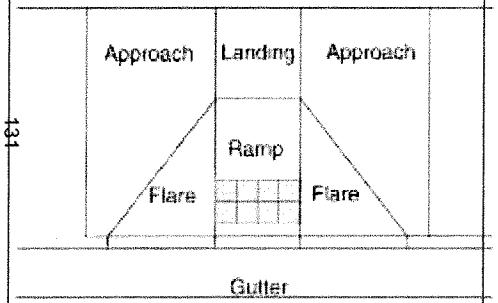 	• The landing clear width shall be at least as wide as the widest ramp run leading to the landing. • The clear width of landings, blended transitions, and curb ramps, excluding flares, shall be 4 feet minimum. • The landing clear length shall be 5 feet long minimum. • Landing slopes shall be 2 percent maximum. • Changes in level at grade breaks shall be flush. • Detectable warning surfaces shall be provided, where a curb ramp, landing, or blended transition connects to a street. Detectable warning shall be located on the landing or blended transition at the back of curb. • Gratings, access covers, and other appurtenances shall not be located on curb ramps, landings, blended transitions, and gutters within the pedestrian access route. • Grade breaks shall not be permitted on the surface of curb ramps, blended transitions, landings, and gutter areas within the pedestrian access route. Surface slopes that meet at grade breaks shall be flush. **Roadway Grade Exception**: The grade of pedestrian access routes within sidewalks is permitted to equal the general grade established for the adjacent street or highway. The cross slope of curb ramps, blended transitions, landings, and turning spaces at pedestrian street crossings without yield or stop control where vehicles can proceed through the intersection without slowing or stopping, and at midblock pedestrian street crossings are permitted to equal the street or highway grade. • Running Slopes and Cross Slopes shall be measured using a calibrated 2 foot long digital level.			

Figures/Examples	Requirements [1]	YES	NO	NA
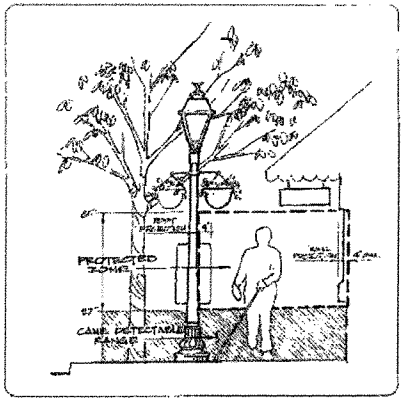 	• Protruding objects on sidewalks and other pedestrian circulation paths shall not reduce the clear width required for pedestrian accessible routes. • Objects with leading edges more than 27 inches and not more than 80 inches above the finish floor or ground shall protrude 4 inches maximum horizontally into the circulation path. • Free-standing objects mounted on posts or pylons shall overhang circulation paths 4 inches maximum measured horizontally from the post or pylon base when located 27 inches minimum and 80 inches maximum above the finish floor or ground. The base dimension shall be 2.5 inches thick minimum. (2011 PROWAG R402.3) • Where a sign or other obstruction is mounted between posts or pylons and the clear distance between the posts or pylons is greater than 12 inches, the lowest edge of such sign or obstruction shall be 27 inches maximum or 80 inches minimum above the finish floor or ground. • Vertical clearance shall be 80 inches high minimum. Guardrails or other barriers shall be provided where the vertical clearance is less than 80 inches high. The leading edge of such guardrail or barrier shall be located 27 inches maximum above the finish floor or ground. • Guardrails or other barriers shall be provided where the vertical clearance is less than 80 inches high. The leading edge of such guardrail or barrier shall be located 27 inches maximum above the finish surface or ground.			
 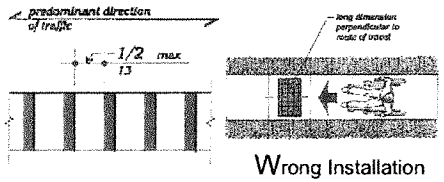 Wrong Installation	• Openings in floor and ground surfaces shall not allow passage of a sphere more than ½ inch diameter. Elongated openings shall be placed so that the long dimension is perpendicular to the dominant direction of travel. • Gratings, access covers, and other appurtenances shall not be located on curb ramps, landings, blended transitions, and gutters within the pedestrian access route. • Lift holes for manhole/utility covers shall not have an opening greater than ½ inch. Plugging of holes greater than ½ inch with a material approved by the engineer is acceptable as long as it complies with the changes in level requirements.			

ENTRANCES (PROWAG R301)				
Figures/Examples	**Requirements** [1]	**YES**	**NO**	**NA**
	• The minimum continuous and unobstructed clear width of a pedestrian access route provided across commercial and residential entrances shall be 4 feet minimum. • Cross slope shall be 2 percent maximum. • Be cautious with the transition from the driveway to the roadway to avoid grade combinations that will cause vehicles to bottom out when driving over the transition. [2] 			

EDGE PROTECTION (PROWAG R406.8)				
Figures/Examples	**Requirements** [1]	**YES**	**NO**	**NA**
 	• Edge protection shall be provided on each side of ramp runs and at each side of ramp landings. • A curb or barrier shall be provided that prevents the passage of a 4 inch diameter sphere, where any portion of the sphere is within 4 inches of the finish floor or ground surface. • Edge-protection shall not be required when the floor or ground surface of the ramp run or landing extends 12 inches minimum beyond the inside face of a handrail. • Edge protection shall not be required on curb ramps and their landings. • Edge protection shall not be required on ramps that are not required to have handrails and have flares not steeper than 1:10. • Edge protection shall not be required on the sides of ramp landings having a vertical drop-off of ½ inch maximum within 10 inches horizontally of the minimum landing area.			

HANDRAIL AND PEDESTRIAN GUARDRAIL (PROWAG R408)				
Figures/Examples	**Requirements [1]**	**YES**	**NO**	**NA**
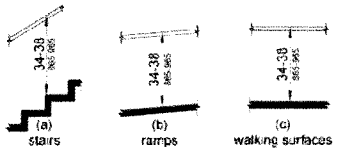 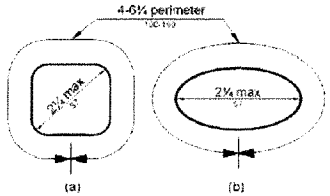 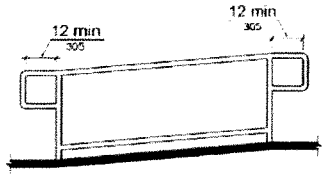 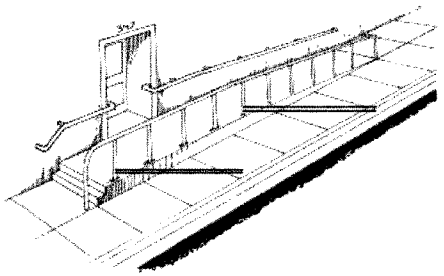	• The clear width of walking surfaces shall be 4.0 feet minimum. • Handrails are required on ramp runs with a rise greater than 6 inches and on certain stairways. Handrails are not required on walking surfaces with running slopes less than 1:20. Where required, handrails shall be provided on both sides of stairs and ramps. • Handrails shall be continuous within the full length of each stair flight or ramp run. Inside handrails on switchback or dogleg stairs and ramps shall be continuous between flights or runs. • Top of gripping surfaces of handrails shall be 34 inches minimum and 38 inches maximum vertically above walking surfaces, stair nosings, and ramp surfaces. Handrails shall be at a consistent height above walking surfaces, stair nosings, and ramp surfaces. • Clearance between handrail gripping surfaces and adjacent surfaces shall be 1 1/2 inches minimum. • Handrail gripping surfaces with a circular cross section shall have an outside diameter of 1 1/4 inches minimum and 2 inches maximum. • Handrail gripping surfaces with a non-circular cross section shall have a perimeter dimension of 4 inches minimum and 6 1/4 inches maximum, and a cross-section dimension of 2 1/4 inches maximum. • Handrail gripping surfaces and any surfaces adjacent to them shall be free of sharp or abrasive elements and shall have rounded edges. • Handrails shall not rotate within their fittings. • Ramp handrails shall extend horizontally above the landing for 12 inches minimum beyond the top and bottom of ramp runs. Extensions shall return to a wall, guard, or the landing surface, or shall be continuous to the handrail of an adjacent ramp run. • At the top of a stair flight, handrails shall extend horizontally above the landing for 12 inches minimum beginning directly above the first riser nosing. Extensions shall return to a wall, guard, or the landing surface, or shall be continuous to the handrail of an adjacent stair flight. • At the bottom of a stair flight, handrails shall extend at the slope of the stair flight for a horizontal distance at least equal to one tread depth beyond the last riser nosing. Extension shall return to a wall, guard, or the landing surface, or shall be continuous to the handrail of an adjacent stair flight. • See Edge Protection section above (also PROWAG 406.8) for additional details.			

STAIRWAYS (PROWAG R407)				
Figures/Examples	**Requirements [1]**	**YES**	**NO**	**NA**
	• All steps on a flight of stairs shall have uniform riser heights and uniform tread depths. Risers shall be 4 inches high minimum and 7 inches high maximum. Treads shall be 11 inches deep minimum. • Open risers are not permitted. • The radius of curvature at the leading edge of the tread shall be 1/2 inch maximum. Nosings that project beyond risers shall have the underside of the leading edge curved or beveled. Risers shall be permitted to slope under the tread at an angle of 30 degrees maximum from vertical. The permitted projection of the nosing shall extend 1 1/2 inches maximum over the tread below. • Stairs shall have handrails complying with PROWAG 2005 R408.			

UNOBSTRUCTED REACH RANGES (PROWAG R406)				
Figures/Examples	**Requirements [1]**	**YES**	**NO**	**NA**
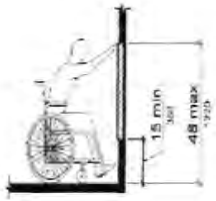 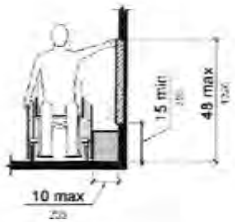	Forward Reach • Where a forward reach is unobstructed, the high forward reach shall be 48 inches maximum and the low forward reach shall be 15 inches minimum above the finish floor or ground. Side Reach • Where a clear floor or ground space allows a parallel approach to an element and the side reach is unobstructed, the high side reach shall be 48 inches maximum and the low side reach shall be 15 inches minimum above the finish floor or ground. • EXCEPTION: An obstruction shall be permitted between the clear floor or ground space and the element where the depth of the obstruction is 10 inches maximum. (2011 PROWAG R406.3) 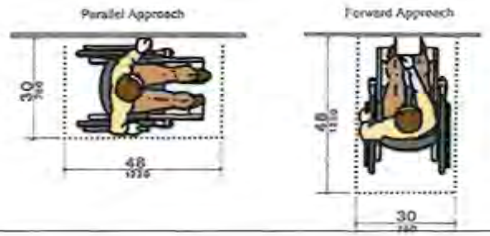			

CURB RAMPS (PROWAG R303)				
Figures/Examples	**Requirements** [1]	**YES**	**NO**	**NA**
A curb ramp, blended transition, or a combination of curb ramps and blended transitions shall connect the pedestrian access routes at each pedestrian street crossing. 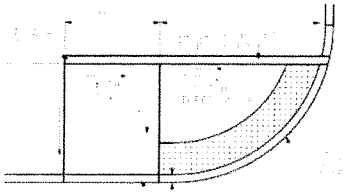 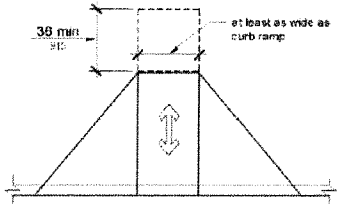  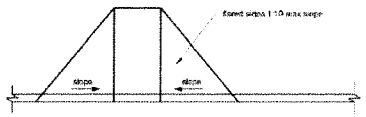 **15 Foot Rule:** For a compliant curb ramp to exceed 8.33 percent running grade, its constructed length must exceed 15.0 feet.	• The clear width of ramps, excluding the flares, shall be 4.0 feet minimum. • Ramp runs shall have a running slope between 5 percent minimum and 8.33 percent maximum but shall not require the ramp length to exceed 15.0 feet. **Exception: 15 Foot Rule:** The running slope for a curb ramp is not limited to 8.33 percent maximum if the constructed curb ramp length exceeds 15 feet in length. • Cross slope of ramp runs shall be 2 percent maximum. (Roadway Grade Exception may be considered) • The cross slope at midblock crossings shall be permitted to be warped to meet street or highway grade. • Ramps shall have landings at the top and the bottom of each ramp run. - The landing clear width shall be at least as wide as the widest ramp run leading to the landing. - The landing clear length shall be 5.0 feet long minimum. - Ramps that change direction between runs at landings shall have a clear landing 5.0 feet minimum by 5.0 feet minimum. • Handrails and Edge protection shall not be required on curb ramps and their landings. • Curb height = 0 inches within curb ramp spaces. 2 • Curb ramps must be flush with street. • The counter slope of the gutter or street at the foot of a curb ramp, landing, or blended transition shall be 5 percent maximum. (R303.3.5) • The adjacent surfaces at transitions at curb ramps to walks, gutters, and streets shall be at the same level. • Flared sides with a slope of 10 percent maximum, measured parallel to the curb line, shall be provided where a pedestrian circulation path crosses the curb ramp. - In alterations, where there is no landing at the top of curb ramps, curb ramp flares shall be provided and shall not be steeper than 1:12. • Detectable warning surfaces shall be provided, where a curb ramp, landing, or blended transition connects to a street. • Gratings, access covers, and other appurtenances shall not be located on curb ramps, landings, blended transitions, and gutters within the pedestrian access route. • Grade breaks shall not be permitted on the surface of curb ramps, blended transitions, landings, and gutter areas within the pedestrian access route. Surface slopes that meet at grade breaks shall be flush. • Grade Breaks at the top and bottom of curb ramp runs shall be perpendicular to the direction of the ramp run.			

Figures/Examples	Requirements [1]	YES	NO	NA
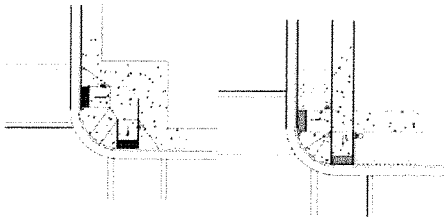 Perpendicular Ramps 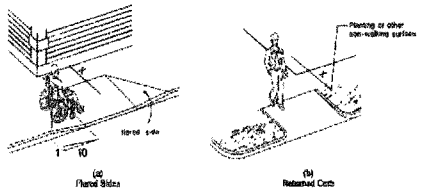 X = 4'Min. Flared Sides in Pathway Flared Sides Not in Pathway **Roadway Grade Exception:** Where curb ramps, landings and blended transitions are contained within a street or highway right-of-way, the grade of the pedestrian access route is permitted to be modified to equal the general grade established for the adjacent street or highway.	• Perpendicular curb **ramps** shall have a running slope that cuts through or is built up to the curb at right angles or meets the gutter grade break at right angles. • The clear width of landings, blended transitions, and curb ramps, excluding flares, shall be 4.0 feet minimum. • The running slope shall be 5 percent minimum and 8.33 percent maximum but shall not require the ramp length to exceed 15.0 feet. • The cross slope at intersections shall be 2 percent maximum. (Roadway Grade Exception may be considered) • The cross slope at midblock crossings shall be permitted to be warped to meet street or highway grade. **Roadway Grade Exception**: The grade of pedestrian access routes within sidewalks is permitted to equal the general grade established for the adjacent street or highway. The cross slope of curb ramps, blended transitions, landings, and turning spaces at pedestrian street crossings without yield or stop control where vehicles can proceed through the intersection without slowing or stopping, and at midblock pedestrian street crossings are permitted to equal the street or highway grade. • A landing 4.0 feet minimum by 4.0 feet minimum shall be provided at the top of the curb ramp and shall be permitted to overlap other landings and clear space. • Flared sides with a slope of 10 percent maximum, measured parallel to the curb line, shall be provided where a pedestrian circulation path crosses the curb ramp. • If the flared sides are not in the pathway (grass next to ramp), then there is no maximum slope and can be vertical curbs. (See adjacent figure for further explanation.) • Detectable warning surfaces shall be provided, where a curb ramp, landing, or blended transition connects to a street. • Gratings, access covers, and other appurtenances shall not be located on curb ramps, landings, blended transitions, and gutters within the pedestrian access route. • Grade breaks at the top and bottom of perpendicular curb ramps shall be perpendicular to the direction of ramp run. At least one end of the bottom grade break shall be at the back of curb. • Grade breaks shall not be permitted on the surface of curb ramps, blended transitions, landings, and gutter areas within the pedestrian access route. Surface slopes that meet at grade breaks shall be flush. • Where both ends of the bottom grade break are 5.0 feet or less from the back of curb, the detectable warning shall be located on the ramp surface at the bottom grade break. Where either end of the bottom grade break is more than 5.0 feet from the back of curb, the detectable warning shall be located on the lower landing.			

137

Figures/Examples	Requirements [1]	YES	NO	NA
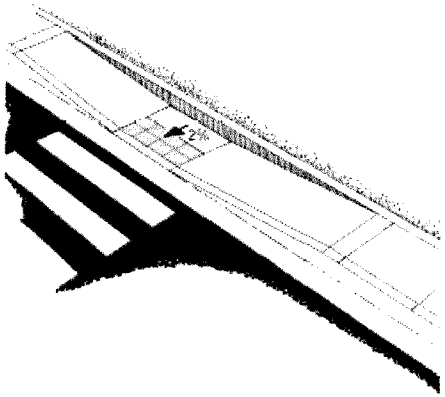 Curb Ramps and landings that are contained within a street or highway border may use the Roadway Grade Exception for slopes or cross slopes in the direction of the roadway travel being matched.	• **Parallel curb ramps** shall have a running slope that is in-line with the direction of sidewalk travel. • The clear width of landings, blended transitions, and curb ramps, excluding flares, shall be 4.0 feet minimum. • The running slope shall be 5 percent minimum and 8.33 percent maximum but shall not require the ramp length to exceed 15.0 feet. • The cross slope shall be 2 percent maximum. (Roadway Grade Exception may be considered) **Roadway Grade Exception**: The grade of pedestrian access routes within sidewalks is permitted to equal the general grade established for the adjacent street or highway. The cross slope of curb ramps, blended transitions, landings, and turning spaces at pedestrian street crossings without yield or stop control where vehicles can proceed through the intersection without slowing or stopping, and at midblock pedestrian street crossings are permitted to equal the street or highway grade. • A landing 4.0 feet minimum by 4.0 feet minimum shall be provided at the bottom of the ramp run and shall be permitted to overlap other landings and clear floor or ground space. • Where a parallel curb ramp does not occupy the entire width of a sidewalk, drop-offs at diverging segments shall be protected. • Detectable warning surfaces shall be provided, where a curb ramp, landing, or blended transition connects to a street. • Gratings, access covers, and other appurtenances shall not be located on curb ramps, landings, blended transitions, and gutters within the pedestrian access route. • Grade breaks shall not be permitted on the surface of curb ramps, blended transitions, landings, and gutter areas within the pedestrian access route. Surface slopes that meet at grade breaks shall be flush.			
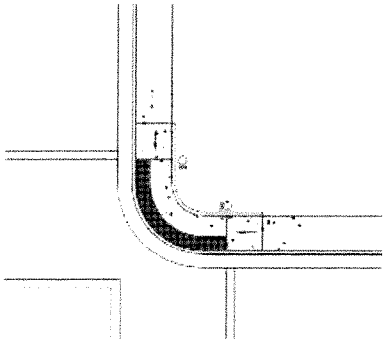	• **Blended Transitions** shall have a running slope of 5 percent maximum and cross slope shall be 2 percent maximum. • The clear width blended transitions, excluding flares, shall be 4.0 feet minimum. • Detectable warning surfaces shall be provided where a blended transition connects to a street. • Gratings, access covers, and other appurtenances shall not be located on blended transitions within the pedestrian access route. • Grade breaks at the top and bottom of perpendicular curb ramps shall be perpendicular to the direction of ramp run. At least one end of the bottom grade break shall be at the back of curb. Grade breaks shall not be permitted on the surface of blended transitions and gutter areas within the pedestrian access route. Surface slopes that meet at grade breaks shall be flush.			

Figures/Examples	Requirements [1]	YES	NO	NA
 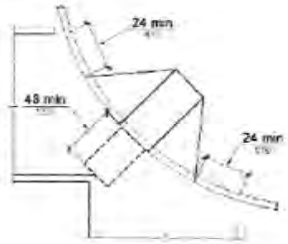	• **Diagonal Curb Ramps or corner type curb ramps are no longer preferred design types. A design that provides individual ramps for each crossing direction is recommended by the US Access Board.** • Diagonal Curb Ramps or corner type curb ramps with returned curbs or other well-defined edges shall have the edges parallel to the direction of pedestrian flow. • The bottom of diagonal curb ramps shall have a clear space 48 inches minimum outside active traffic lanes of the roadway. • Diagonal curb ramps provided at marked crossings shall provide the 48 inches minimum clear space within the markings. • Diagonal curb ramps with flared sides shall have a segment of curb 24 inches long minimum located on each side of the curb ramp and within the marked crossing. **Roadway Grade Exception**: The grade of pedestrian access routes within sidewalks is permitted to equal the general grade established for the adjacent street or highway. The cross slope of curb ramps, blended transitions, landings, and turning spaces at pedestrian street crossings without yield or stop control where vehicles can proceed through the intersection without slowing or stopping, and at midblock pedestrian street crossings are permitted to equal the street or highway grade. • Detectable warning surfaces shall be provided, where a curb ramp, landing, or blended transition connects to a street. • Gratings, access covers, and other appurtenances shall not be located on curb ramps, landings, blended transitions, and gutters within the pedestrian access route. • Grade breaks shall not be permitted on the surface of curb ramps, blended transitions, landings, and gutter areas within the pedestrian access route. Surface slopes that meet at grade breaks shall be flush. • Running and cross slope at midblock crossings shall be permitted to be warped to meet street or highway grade.			

DETECTABLE WARNINGS DEVICES (TRUNCATED DOMES) (PROWAG R304)				
Figures/Examples	**Requirements [1]**	**YES**	**NO**	**NA**
A surface feature of truncated dome material built in or applied to the walking surface to advise of an upcoming change from pedestrian to vehicular way. 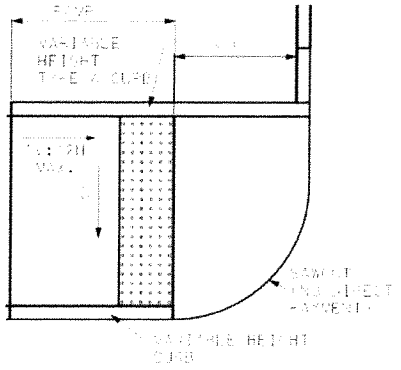 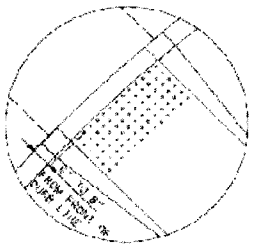 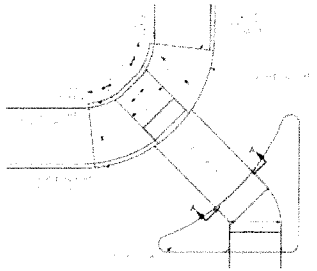	• Detectable warnings shall consist of a surface of truncated domes aligned in a square or radial grid pattern complying with 2010 ADA Standards. Detectable warning surfaces shall contrast visually with adjacent gutter, street or highway, or walkway surfaces, either light-on-dark or dark-on-light. • Detectable warning surfaces shall extend 24 inches minimum in the direction of travel and the full width of the curb ramp (exclusive of flares), the landing, or the blended transition. Detectable warning surfaces are required where curb ramps, blended transitions, or landings provide a flush pedestrian connection to the street. • Sidewalk crossings of residential driveways should not generally be provided with detectable warnings, since the pedestrian right-of-way continues across most driveway aprons and overuse of detectable warning surfaces should be avoided in the interests of message clarity. However, where commercial driveways are provided with traffic control devices or otherwise are permitted to operate like public streets, detectable warnings should be provided at the junction between the pedestrian route and the street. • Perpendicular Curb Ramps: Where both ends of the bottom grade break are 5 feet or less from the back of curb, the detectable warning shall be located on the ramp surface at the bottom grade break. Where either end of the bottom grade break is more than 5 feet from the back of curb, the detectable warning shall be located on the lower landing. • Landings and Blended Transitions: The detectable warning shall be located on the landing or blended transition at the back of curb. • Rail Crossings: The detectable warning surface shall be located so that the edge nearest the rail crossing is 6 feet minimum and 15 feet maximum from the centerline of the nearest rail. The rows of truncated domes in a detectable warning surface shall be aligned to be parallel with the direction of wheelchair travel. • Detectable warnings at cut-through islands shall be located at the curb line in-line with the face of curb and shall be separated by a 2.0 foot minimum length of walkway without detectable warnings. Where the island has no curb, the detectable warning shall be located at the edge of roadway. • Exception, when detectable warnings are required by a manufacturer's installation specifications to be embedded into concrete with a surrounding edge, domes may be installed at less than the required full width. Under this exception, the detectable warning surface shall never be more than 2 inches from the edge of the curb ramp, the landing, or the blended transition. [2] • Detectable warnings shall not be stamped into concrete.			

ISLANDS AND MEDIANS (PROWAG R305.4)				
Figures/Examples	**Requirements** [1]	**YES**	**NO**	**NA**
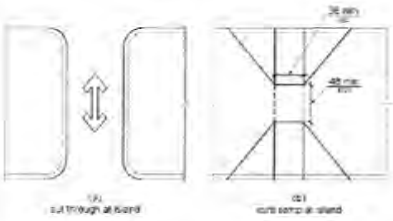  	• Medians and pedestrian refuge islands in crosswalks shall contain a pedestrian access route, including passing space and connecting to each crosswalk. • Raised islands in crossings shall be cut through level with the street or have curb ramps and required landings at both sides. • All median island passage spaces shall provide a clear width of 5 feet minimum. [2] • Medians and pedestrian refuge islands shall be 6.0 feet minimum in length in the direction of pedestrian travel. **Roadway Grade Exception**: The grade of pedestrian access routes within sidewalks is permitted to equal the general grade established for the adjacent street or highway. The cross slope of curb ramps, blended transitions, landings, and turning spaces at pedestrian street crossings without yield or stop control where vehicles can proceed through the intersection without slowing or stopping, and at midblock pedestrian street crossings are permitted to equal the street or highway grade. • Each curb ramp shall have a level area 48 inches long minimum by 36 inches wide minimum at the top of the curb ramp in the part of the island intersected by the crossings. • Each 48 inch minimum by 36 inch minimum area shall be oriented so that the 48 inch minimum length is in the direction of the running slope of the curb ramp it serves. The 48 inch minimum by 36 inch minimum areas and the accessible route shall be permitted to overlap. • Detectable warning surfaces shall be provided, where a curb ramp, landing, or blended transition connects to a street. Medians and pedestrian refuge islands shall have detectable warnings at curb ramps and blended transitions. • Detectable warnings at cut-through islands shall be located at the curb line in-line with the face of curb and shall be separated by a 2.0 foot minimum length of walkway without detectable warnings. Where the island has no curb, the detectable warning shall be located at the edge of roadway. • Gratings, access covers, and other appurtenances shall not be located on curb ramps, landings, blended transitions, and gutters within the pedestrian access route. • Grade breaks shall not be permitted on the surface of curb ramps, blended transitions, landings, and gutter areas within the pedestrian access route. Surface slopes that meet at grade breaks shall be flush.			

ACCESSIBLE PEDESTRIAN SIGNALS (PUSHBUTTONS) (PROWAG R306 and EPG 902.6.1 – EPG 902.6.15)				
Figures/Examples	**Requirements** [1]	**YES**	**NO**	**NA**
    	• Each crosswalk with pedestrian signal indication shall have an accessible pedestrian signal which includes audible and vibrotactile indications of the WALK interval at new signalized intersections and shall be considered at existing intersections being altered or are needing maintenance applications. Where a pedestrian pushbutton is provided, it shall be integrated into the accessible pedestrian signal. • Accessible pedestrian signals shall be located so that the vibrotactile feature can be contacted from the level landing serving a curb ramp, if provided, or from a clear floor or ground space that is in line with the crosswalk line adjacent to the vehicle stop line. • Accessible pedestrian pushbuttons shall be located within a reach range complying with EPG 642. • A clear floor or ground space shall be provided at the pushbutton and shall connect to or overlap the pedestrian access route. **Roadway Grade Exception**: Clear spaces required at accessible pedestrian signals and pedestrian pushbuttons and at other accessible elements are permitted to have a running slope or cross slope consistent with the grade of the adjacent pedestrian access route. • Pedestrian signals shall comply with PROWAG 2005 R306 and EPG 902.6.1 through 902.6.15. - Pushbuttons are a minimum 2 inches across in one dimension, raised (not recessed), contrast visually with the housing or mounting, and have a maximum force of 3.5 pounds to activate operable parts. - The control face of the pushbuttons is installed parallel to the direction of the crosswalk it serves. - The location of pushbuttons for new construction are within a longitudinal distance of 5 feet maximum from the crosswalk line, and 30 inches minimum to 6 feet maximum from the curb line. - For audible pedestrian signal devices only, pushbuttons are a minimum 10 feet apart. - Pushbuttons are located at a height of approximately 42 inches, but no higher than 48 inches from the ground and within 10 inch reach from a level paved clear floor or ground space with minimum dimensions of 48 inches x 30 inches positioned for a parallel approach to the pushbutton. For a forward approach space (30 x 48 inches) the allowed reach range is 0 inches. - Where pushbuttons for the visually impaired are installed, tactile signs are to be provided that meet ADA requirements.			

142

PEDESTRIAN STREET CROSSINGS (PROWAG R305 and EPG 642)				
Figures/Examples	**Requirements [1]**	**YES**	**NO**	**NA**
 	• Crosswalks shall contain a pedestrian access route that connects to departure and arrival walkways through any median or pedestrian refuge island. • Marked crosswalks shall be 6 feet wide minimum. • The grade of the pedestrian access route is permitted to equal the general grade established for the adjacent street or highway, except that where pedestrian access routes are contained within pedestrian street crossings a maximum grade of 5 percent is required. • A 5 percent maximum cross slope is specified for pedestrian access routes contained within pedestrian street crossings without yield or stop control. • Crossings with Stop Control: The cross slope shall be 2 percent maximum. • The cross slope at midblock crossings shall be permitted to be warped to meet street or highway grade. • The running slope shall be 5 percent maximum, measured parallel to the direction of pedestrian travel in the crosswalk. • Accessible pedestrian signals and pedestrian pushbuttons provided at pedestrian crossings with pedestrian signals (See EPG 642 for applicability) shall comply with EPG 902.6.8 through 902.6.15. Operable parts shall comply with EPG 902.6.9 – 902.6.15. • Crosswalk pavement marking is 6 inches wide white. • Stop bar is at minimum 4 feet from the crosswalk. • Curb ramps at marked crossings shall be wholly contained within the markings, excluding any flared sides. • Gratings, access covers, and other appurtenances shall not be located on curb ramps, landings, blended transitions, and gutters within the pedestrian access route. • Grade breaks shall not be permitted on the surface of curb ramps, blended transitions, landings, and gutter areas within the pedestrian access route. Surface slopes that meet at grade breaks shall be flush. • Beyond the curb face, a clear space of 4.0 feet minimum by 4.0 feet minimum shall be provided within the width of the crosswalk and wholly outside the parallel vehicle travel lane.			

ALTERNATE CIRCULATION PATH (PROWAG R302)				
Figures/Examples	**Requirements [1]**	**YES**	**NO**	**NA**
	• Alternate circulation paths shall contain a pedestrian access route. • To the maximum extent feasible, the alternate circulation path shall be provided on the same side of the street as the disrupted route. • Where the alternate circulation path is exposed to adjacent construction, excavation drop-offs, traffic, or other hazards, it shall be protected with a pedestrian barricade or channelizing device complying with MUTCD 6F-58, 6F-63, and 6F-66. • Pedestrian barricades and channelizing devices shall be continuous, stable, and non-flexible and shall consist of a wall, fence, or enclosures specified in section 6F-58, 6F-63, and 6F-66 of the MUTCD (incorporated by reference; see PROWAG 2005 R104.2.4). • A detectable continuous bottom edge shall be provided 2 inches maximum above the ground or walkway surface. • Devices shall provide a continuous surface or upper rail at 3.0 feet minimum above the ground or walkway surface. • Support members shall not protrude into the alternate circulation path.			

BUS BOARDING AND ALIGHTING AREAS (PROWAG R410)				
Figures/Examples	**Requirements [1]**	**YES**	**NO**	**NA**
	• Bus stop boarding and alighting areas shall have a firm, stable surface. • Bus stop boarding and alighting areas shall provide a clear length of 8 feet minimum, measured perpendicular to the curb or vehicle roadway edge, and a clear width of 5 feet minimum, measured parallel to the vehicle roadway. • Bus stop boarding and alighting areas shall be connected to streets, sidewalks, or pedestrian paths by an accessible route. • Parallel to the roadway, the slope of the bus stop boarding and alighting area shall be the same as the roadway, to the maximum extent practicable. Perpendicular to the roadway, the slope of the bus stop boarding and alighting area shall not be steeper than2 percent. • Bus shelters shall provide a minimum 30 inch by 48 inch clear floor or ground space entirely within the shelter. • Bus shelters shall be connected by an accessible route to a boarding and alighting area.			

[1] Any "NO" answer means that location is ADA non-compliant and needs to be corrected before final acceptance of the work, except as follows. Although exceptions listed in the above requirements may not meet MoDOT current policy standards, work that does meet the minimum ADA standards will be accepted as ADA compliant. Where it is technically infeasible to correct deficiencies as part of the current work, those locations will be labeled as non-compliant and marked "NO". These items will be added to the Transition Plan Inventory for correction at a later date. (Guidance is provided in ADA documents and in the EPG on what may be considered as technically infeasible.)

[2] A MoDOT requirement.

Unless otherwise noted, all notes on this form are direct ADA requirements as published in either the PROWAG dated November 23, 2005 or ADA/ABA Standards from 2010.

All exceptions and technically infeasible locations should be discussed with the project manager and/or area engineer prior to acceptance of the work. All exceptions and technically infeasible locations will need to be thoroughly documented by the engineer, and that documentation will be attached to this form and retained as part of the final acceptance records.

All slope and grade measurements for ADA compliance will be made using a calibrated 2 foot long digital level.

US Access Board PROWAG

R202.3.1 Prohibited Reduction in Required Access. An alteration shall not decrease or have the effect of decreasing the accessibility of a facility or an accessible connection to an adjacent building or site below the requirements for new construction in effect at the time of the alteration.

145

Inspector Name: _____ **Inspector Signature:** _____	**Date:**
Contractor Representative Name: _____ **Contractor Representative Signature:**	**Date:**
Resident Engineer or Area Engineer Name: _____ **Resident Engineer or Area Engineer Signature:**	**Date:**
Distribution: ❑ **Project Office** ❑ **District Permit Office**	

SAMPLE

ADA EXCEPTIONS DOCUMENTATION

Job No._____ **Route**_____ **County**_____ **Location**_____

Item	Location	Standard	As Built	Discussion
Sidewalk Width	Third Street Sta 3+00 to 7+00 RT	5' wide	Exist 3' wide	Required 5' x 5' Passing Space added at 5+00
Curb Ramp Grade	SE Quad of Main & First	8.33%	11.2%	As-built Curb Ramp is 16.0' long
Parallel Ramp Landing running grade (turning space)	Sta 35+20 to 35+25 Rt Rte 14	2.00%	2.6%	Landing running grade matches existing roadway grade
Sidewalk Grade	Sta 23+45 to 23+52	5.0%	8.4%	Match existing floor at two exist doorways, Straight grade between fixed elevations

146

Inspector Name: _____ **Inspector Signature:** _____	**Date:**
Resident Engineer or Area Engineer Name: _____ **Resident Engineer or Area Engineer Signature:**	**Date:**
Distribution: ❑ **Project Office** ❑ **District Permit Office**	

CONTRACT AGREEMENT

THIS AGREEMENT, made and entered into by and between the City of Joplin, (hereinafter referred to as the Owner) and _____ of _____, (herein referred to as the Contractor).

WITNESSETH: That for and in consideration of the acceptance of Contractor's bid and the award of this contract to said Contractor by the Owner and in further consideration of the agreements of the parties herein contained, to be well and truly observed and faithfully kept by them, and each of them, it is agreed between the parties as follows, to wit:

The Contractor at its own expense hereby agrees to do or furnish all labor, materials, and equipment called for in the proposal designated and marked:

Intersection Improvements at 15th Street and Rangeline Road (BL 49) and extension of 15th Street in Joplin.

and agrees to perform all the work required by the contract as shown on the plans and specifications. The "Notice to Contractor," "Plans," "Proposal," "Contract Bond," "Acknowledgment," "Notice to Proceed", and all change orders are made a part hereof as fully as set out herein.

It is understood and agreed that, except as may be otherwise provided for by "Job Special Provisions," "General Provisions," included in the Proposal, the work shall be done in accordance with the most current "Missouri Standard Specifications for Highway Construction" and "Missouri Standard Plans for Highway Construction", including all revisions to these documents, which are part and parcel of this contract, and are incorporated in this contract as fully and effectively as if set forth in detail herein.

The Contractor further agrees that it is fully informed regarding all of the conditions affecting the work to be done, and labor and materials to be furnished for the completion of this contract, and that its information was secured by personal investigation and research and not from any estimates of the Owner; and that it will make no claim against the Owner by reason of estimates, tests, or representation of any officer, agent, or employees of the Owner.

The said Contractor agrees further to begin work not later than the authorization date in the Notice to Proceed and to complete the work within the time specified in the proposal or such additional time as may be allowed by the engineer under the contract.

The work shall be done to complete satisfaction of the Engineer of the Owner and, in case the Federal Government or any agency thereof is participating in the payment of the cost of construction of the work, shall also be subject to inspection and approval at all times by the proper agent or agents of such government agency.

The parties hereto agree that this contract in all things shall be governed by the laws of the State of Missouri.

The Contractor agrees that it will comply with all federal and state laws and regulations and local ordinances and that it will comply and cause each of its subcontractors, if any, to comply with all federal and state laws and federal regulations and directives pertaining to nondiscrimination against any person on the ground of race, color, religion, creed, sex, age, ancestry, or national origin in connection with this contract, including procurement of materials and lease of equipment therefore, in accordance with the special provisions on that subject attached hereto, incorporated in and made a part of the contract.

The Contractor expressly warrants that it has employed no third person to solicit or obtain this contract on its behalf, or to cause or procure the same to be obtained upon compensation in any way contingent, in whole or in part, upon such procurement; and that it has not paid, or promised or agreed to pay, to any third person, in consideration of such procurement, or in compensation for services in connection therewith, any brokerage, commission, or percentage upon the amount receivable by it hereunder, and that it has not, in estimating the contract price demanded by it, included any sum by reason of any such brokerage, commission, or percentage, and that all moneys payable to it hereunder are free from obligation to other entities for services rendered, or supposed to have been rendered, in the procurement of this contract. Contractor further agrees that any breach of this warranty shall constitute adequate cause for the annulment of this contract by the Owner, and the Owner may retain to its own use from any sums due or to become due hereunder an amount equal to any brokerage, commission, or percentage so paid, or agreed to be paid.

Under penalty of perjury under the laws of the United States and/or false declaration under the laws of Missouri, and any other applicable state or federal laws, the Contractor Signatory certifies that the Contractor and its officials, agents, and employees have neither directly nor indirectly entered into any agreement, participated in any collusion or otherwise taken any action in restraint of free competitive bidding in connection with this contract, and that the Contractor intends to do the work with its own bonafide employees or subcontractors and did not bid for the benefit of another contractor.

The Owner agrees to pay the Contractor in the manner and in the amount provided in the said Standard Specifications and Proposals.

IN WITNESS WHEREOF, the parties hereunto have hereunto set their hands and affixed their seals, this _____ day of _____, 2024

City of Joplin, acting by and through the

By: _____

_____
Mayor, City of Joplin

ATTEST: (SEAL)

_____
City Clerk, City of Joplin

Contractor Business Name

By _____
Authorized Contractor Signature

_____
Printed Name of Signatory

ATTEST: (SEAL)

_____
[Attest Person Title Here and Printed Name]

CONTRACT BOND

KNOW ALL MEN BY THESE PRESENTS: That we _____

_____

as principle, and _____

as surety, are held and firmly bound unto the City of Joplin, hereinafter called the OWNER in the penal sum of:

_____

_____

DOLLARS ($ _____) as the same may be increased by any and all changes in or additions to said contract which may hereafter be made, lawful money of the United States, to be paid to the said OWNER or to its certain agents, attorneys, assigns, or to the OWNER, for which sums of money, well and truly to be paid, we bind ourselves, our heirs, successors, assigns, executors, and administrators, jointly and severally, firmly by these presents.

SEALED with our seals and dated _____

The condition of this obligation is such that

WHEREAS, the said bounden principal has entered into a certain contract with the OWNER acting by and through the OWNER, said contract being marked.

S6030(41) Rangeline Road and 15th Street, Joplin, Missouri

_____

_____

a copy of said contract being hereto attached and made a part hereof and bearing date of _____

_____

NOW, THEREFORE, if the said principal shall comply with and fulfill all the conditions of said contract, including those under which principal agrees to pay the prevailing hourly rate of wages for each craft or type of workman required to execute the contract in the locality as determined by State and Federal authority, as applicable, or by final judicial determination, and properly and promptly complete the work in accordance with the provisions of said contract, plans and specifications without any hidden defects, and furnish all the labor and materials required by said contract, and any and all changes in, or additions to said contract, which may hereafter be made, and shall perform all the undertakings stipulated by said bounden principal to be performed and within the time mentioned in said contract, or within any additional time granted by the OWNER which may be granted without notice to or consent from the surety, and shall pay for all materials, lubricants, fuel, coal and coke, repairs on machinery, groceries and foodstuff, equipment and tools consumed or used in connection with the construction of such work, and all insurance premiums, both compensation, and all other kinds of insurance, on said work, and for all labor performed in such work, whether by subcontractor or claimant in person or by its employee, agent, servant, bailee, or bailor, then this to be void; otherwise it shall be and remain in full force and effect.

ATTEST: (SEAL)

_____
Secretary

_____
Principal

By _____

Title _____

_____
Surety

ATTEST: (SEAL)

_____

By _____

Title _____

_____
Address – Agent or Broker

_____
Street

_____
City

Name and Street Address of Agent to Whom All Correspondence Should be Directed Relating to Contract and Bond.

_____
Name

_____
Street

_____
City, State

(2 of 2)

CONTRACTOR'S ACKNOWLEDGEMENT

1. ***Form to be used if Contractor is an individual.***

State of _____)
) ss.
County of _____)

On this _____ day of _____, 20_____, before me personally appeared _____, to me known to be the person described in and who executed the foregoing proposal, contract agreement, and bond, and being first duly sworn, acknowledged that he/she executed the same as his/her free act and deed.

Witness my hand and seal at _____, _____, the day and year first above written.

(SEAL) _____
Notary Public

My commission expires _____, 20 _____.

2. ***Form to be used if Contractor is a partnership or unincorporated company.***

State of _____)
) ss.
County of _____)

On this _____ day of _____, 20 _____, before me personally appeared _____, to me known to be the person described in and who executed the foregoing proposal, contract agreement, and bond, and being first duly sworn, acknowledged that he/she executed the same as the free act and deed of the partnership or company, and stated that all of the members of the partnership or company are correctly shown in the proposal.

Witness my hand and seal at _____, _____, the day and year first above written.

(SEAL) _____
Notary Public

My commission expires _____, 20 _____.

3. ***Form to be used if Contractor is a corporation***

State of _____)
) ss.
County of _____)

On this _____ day of _____, 20 _____, before me appeared _____, to me personally known, who being by me duly sworn, did say that he/she is the _____ of _____ (the Contractor) and that the seal affixed to the foregoing agreement and contract bond is the corporate seal of said corporation, and that the foregoing proposal, contract agreement, and contract bond were signed and sealed in behalf of said corporation by authority of its board of directors, and he/she acknowledges said instruments to be the free act and deed of said corporation.

Witness my hand and seal at _____, _____, the day and year first above written.

(SEAL)

_____
Notary Public

My commission expires _____, 20 _____.

NOTICE OF AWARD

TO: _____

_____

_____

PROJECT Description: S6030(41) Intersection Improvements at 15th Street and Rangeline Road (BL 49) and extension of 15th Street.

The OWNER has considered the BID submitted by you for the above described WORK in response to its invitation to Bid dated TBD, and Instructions to Bidders.

You are hereby notified that your BID has been accepted in the amount of _____ and /100 Dollars ($_____).

You are required by the Instructions to Bidders to execute the Agreement and furnish the required CONTRACTORS PERFORMANCE BOND, PAYMENT BOND and CERTIFICATES OF INSURANCE within fourteen (14) consecutive calendar days from the date of this Notice to you.

If you fail to execute said Agreement and to furnish said BONDS and INSURANCE CERTIFICATES within fourteen (14) consecutive calendar days from the date of this Notice, said OWNER will be entitled to consider all your rights arising out of the OWNER'S acceptance of your BID as abandoned and as a forfeiture of your BID BOND. The OWNER will be entitled to such other rights as may be granted by law.

You are required to return an acknowledged copy of this NOTICE OF AWARD to the OWNER.

Dated this _____ day of _____, 20___.

City of Joplin

By _____

Title _____

ACCEPTANCE OF NOTICE

Receipt of the above NOTICE OF AWARD is hereby acknowledged by _____ this the day of _____ 20___.

By_____

Title_____

NOTICE TO PROCEED

TO: _____

_____

_____

DATE: _____

PROJECT: S6030(41) Rangeline Road and 15th Street, Joplin, Missouri

You are hereby notified to commence WORK in accordance with the Agreement dated _____, on or before _____, and you are to complete the WORK within TBD days thereafter. The date of completion of all WORK is therefore _____.

City of Joplin

By _____

Title _____

ACCEPTANCE OF NOTICE

Receipt of the above NOTICE TO PROCEED is hereby acknowledged by _____

this the_____day of_____, 20_____.

By_____

Title_____

Sponsor _____
Project _____

CONTRACTOR'S AFFIDAVIT
REGARDING
SETTLEMENT OF CLAIMS

(To be executed and filed in duplicate)

_____, 20_____

_____

To the _____

This is to certify that all lawful claims for material, lubricants, fuel, coal, coke, repairs on machinery, groceries and foodstuffs, equipment and tools consumed or used in connection with the construction of the above mentioned project, and all insurance premiums, both compensation and all other kinds of insurance on said work, and for all labor performed in said work, whether by subcontractor or claimant in person or by his employee, agent, servant, bailee or bailor, have been paid and discharged.

_____
Contractor

By _____
(Title)

By _____
(Title)

STATE OF _____

ss.

COUNTY OF _____

Subscribed and sworn to before me this _____ day of _____, 20_____, at _____.

_____

Notary Public

(SEAL)

My Commission expires _____, 20 _____.

Fig. 136.11.10 Revised 01-01-09.

AFFIDAVIT

COMPLIANCE WITH THE PREVAILING WAGE LAW

Before me, the undersigned Notary Public, in and for the County of _____,

State of_____, personally came and appeared _____

_____ of _____
(Name & Title) *(Company Name)*

(a Corporation) (a Partnership) (a Proprietorship), and after being duly sworn did depose and say that all provisions and requirements set out in Chapter 290, Sections 290.210 through and including 290.340, Missouri Revised Statutes, pertaining to the payment of wages to workers employed on public works projects have been fully satisfied and there has been no exception to the full and complete compliance with said provisions and requirements and with Wage Determination No. _____ or Annual Wage Order No. _____ issued by the Division of Labor Standards on project

_____, _____,
(Job No.) *(Route or location if building construction)*

_____ County, Missouri, and completed on the _____ day of _____, 20 _____.

_____
(Signature)

Subscribed and sworn to me this _____ day of _____, 20 _____.

My commission expires _____, 20 _____.

Notary Public

Fig. 136.11.11

DESIGN DESIGNATION

A.A.D.T. - 2023 = 29,900
A.A.D.T. - 2043 = 37,833
D.H.V. = 10%
T = 5%
V = 40 M.P.H.

FUNCTIONAL CLASSIFICATION - PRINCIPAL ARTERIAL

PARTIAL CONTROLLED ACCESS HIGHWAY

THIS SHALL BE A PARTIAL CONTROLLED ACCESS HIGHWAY. EXCEPT AT LOCATIONS AND AS OTHERWISE SPECIFICALLY SHOWN ON THESE PLANS, NO ABUTTER'S RIGHTS IN OR OF DIRECT ACCESS TO, FROM, OR ACROSS THE HIGHWAY OR ITS RIGHT-OF-WAY SHALL ATTACH OR BELONG TO ANY PROPERTY ABUTTING ON SAID SECTION OF HIGHWAY, OR TO ANY PERSON MERELY BECAUSE OF OWNERSHIP OF SUCH ABUTTING PROPERTY WHERE THE SYMBOL SHOWN BELOW IS SHOWN ON THE RIGHT-OF-WAY LINE.

BEGINNING AND ENDING OF CONTROLLED ACCESS

NO RIGHT OF ACCESS OR CROSSING OF LINES BEARING THIS SYMBOL WILL BE PERMITTED UNDER ANY CIRCUMSTANCES.

CONVENTIONAL SYMBOLS
(USED IN PLANS)

	EXISTING	NEW
BUILDINGS AND STRUCTURES		
GUARD RAIL		
GUARD CABLE		
CONCRETE RIGHT-OF-WAY MARKER		
STEEL RIGHT-OF-WAY MARKER		
LOCATION SURVEY MARKER		
UTILITIES		
FIBER OPTICS	-FO-	~~FO~~
OVERHEAD CABLE TV	-OTV-	~~OTV~~
UNDERGROUND CABLE TV	-UTV-	~~UTV~~
OVERHEAD TELEPHONE	-OT-	~~OT~~
UNDERGROUND TELEPHONE	-UT-	~~UT~~
OVERHEAD POWER	-OE-	~~OE~~
UNDERGROUND POWER	-UE-	~~UE~~
SANITARY SEWER	-S-	~~S~~
STORM SEWER	-SS-	~~SS~~
GAS	-G-	~~G~~
WATER	-W-	~~W~~
MANHOLE	SAN	
FIRE HYDRANT	HYD	
WATER VALVE	WV	
WATER METER	WM	
DROP INLET	DI	
DITCH BLOCK		
GROUND MOUNTED SIGN	SIGN	
LIGHT POLE		
H-FRAME POWER POLE		
TELEPHONE PEDESTAL	PED	
FENCE		
CHAIN LINK	-V-	
WOVEN WIRE	-X-	
GATE POST		
BENCHMARK	BM	

NOTE: DASHED OR OPEN SYMBOLS INDICATE EXISTING FEATURES

MISSOURI HIGHWAYS AND TRANSPORTATION COMMISSION

PLANS FOR PROPOSED STATE HIGHWAY

JASPER COUNTY



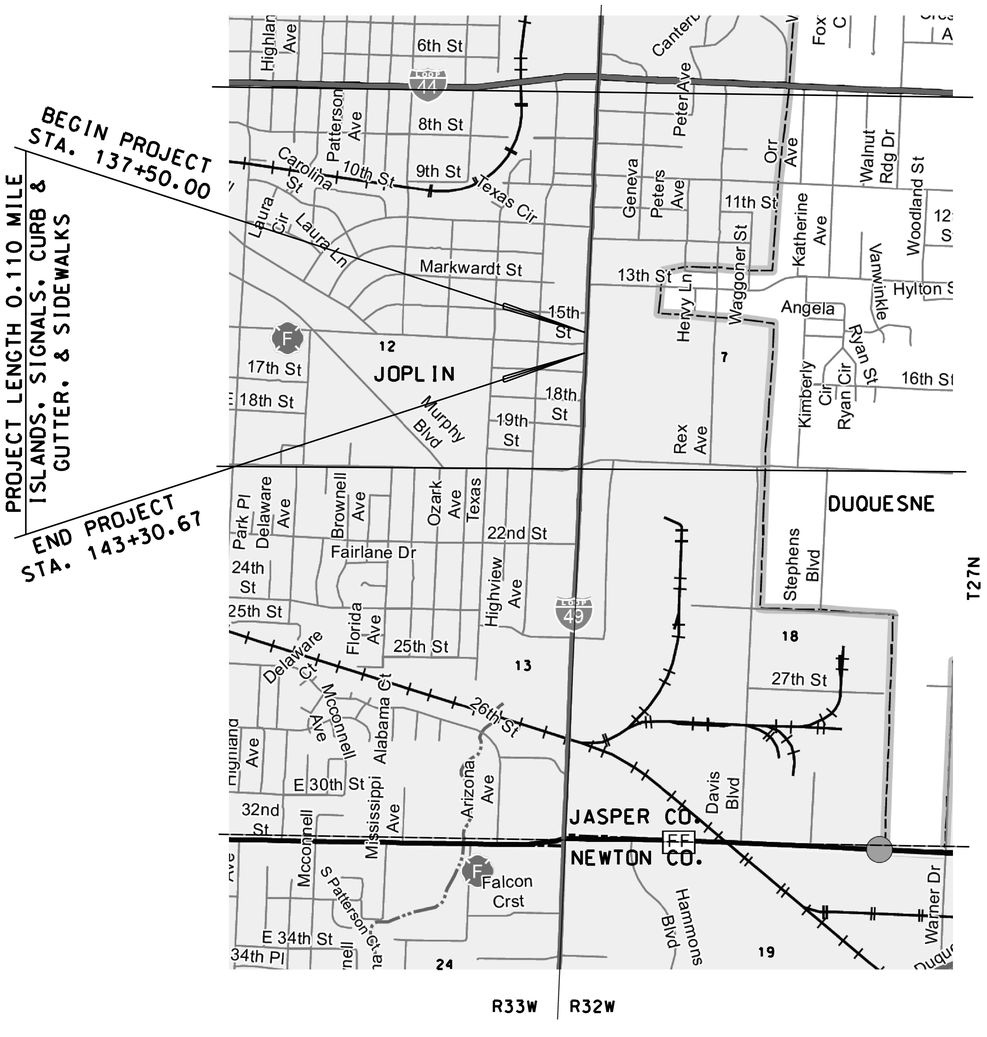

THE EXISTENCE AND APPROXIMATE LOCATION OF UTILITY FACILITIES KNOWN TO EXIST, AS SHOWN ON THE PLANS, ARE BASED ON THE BEST INFORMATION AVAILABLE TO THE COMMISSION AT THIS TIME. THIS INFORMATION IS PROVIDED BY THE COMMISSION "AS-IS" AND THE COMMISSION EXPRESSLY DISCLAIMS ANY REPRESENTATION OR WARRANTY AS TO THE COMPLETENESS, ACCURACY, OR SUITABILITY OF THE INFORMATION FOR ANY USE. RELIANCE UPON THIS INFORMATION IS DONE AT THE RISK AND PERIL OF THE USER, AND THE COMMISSION SHALL NOT BE LIABLE FOR ANY DAMAGES THAT MAY ARISE FROM ANY ERROR IN THE INFORMATION. IT IS, THEREFORE, THE RESPONSIBILITY OF THE CONTRACTOR TO VERIFY THE EXISTENCE, LOCATION AND STATUS OF ANY FACILITY. SUCH VERIFICATION INCLUDES DIRECT CONTACT WITH THE LISTED UTILITIES.

NOT TO SCALE

ENGINEER'S AUTHENTICATION
THE RESPONSIBILITY FOR PROFESSIONAL ENGINEERING LIABILITY ON THIS PROJECT IS HEREBY LIMITED TO THIS SET OF PLANS AUTHENTICATED BY THE SEAL, SIGNATURE, AND DATE HEREUNDER ATTACHED. RESPONSIBILITY IS DISCLAIMED FOR ALL OTHER ENGINEERING PLANS INVOLVED IN THIS PROJECT AND SPECIFICALLY EXCLUDES REVISIONS AFTER THIS DATE UNLESS REAUTHENTICATED.
ANDERSON ENGINEERING, INC.

INDEX OF SHEETS

DESCRIPTION	SHEET NUMBER
TITLE SHEET	1
TYPICAL SECTIONS (TS) (10 SHEETS)	2
QUANTITIES (QU) (8 SHEETS)	3
PLAN-PROFILE (PP)	4-10
REFERENCE POINTS (RP)	11
COORDINATE POINTS (CP)	12
SPECIAL SHEETS (SS)	13-20
TRAFFIC CONTROL SHEETS (TC)	21-27
EROSION CONTROL SHEETS (EC)	28-31B
LIGHTING (LT)	32
SIGNALS (SG)	33-38
SIGNING (SN)	39-43
PAVEMENT MARKING (PM)	44-46
CULVERT SECTIONS (CS)	47-52
CROSS SECTIONS (XS)	1-14

LENGTH OF PROJECT

BEGINNING OF PROJECT	STA. 137+50.00	
END OF PROJECT	STA. 143+30.67	
APPARENT LENGTH	580.67	FEET
EQUATIONS AND EXCEPTIONS:		
NO EQUATIONS OR EXCEPTIONS USED		
TOTAL CORRECTIONS	0.00	FEET
NET LENGTH OF PROJECT	580.67	FEET
STATE LENGTH	0.110	MILES
FOR INFORMATION ONLY		
ESTIMATED DISTURBED ACRES	0.165	ACRE

STATE OF MISSOURI
SEAN LEE MATLOCK
NUMBER PE-27133
PROFESSIONAL ENGINEER
Sean L. Matlock

DATE PREPARED
02/23/2024

ROUTE	STATE
BL49	MO
DISTRICT	SHEET NO.
SW	1

COUNTY
JASPER

JOB NO.
J7S3430

CONTRACT ID.

PROJECT NO.

BRIDGE NO.

DESCRIPTION	DATE

IF A SEAL IS PRESENT ON THIS SHEET IT HAS BEEN ELECTRONICALLY SEALED AND DATED.

MISSOURI HIGHWAYS AND TRANSPORTATION COMMISSION
105 WEST CAPITOL
JEFFERSON CITY, MO 65102
1-888-ASK-MODOT (1-888-275-6636)

ANDERSON ENGINEERING
EMPLOYEE OWNED
ENGINEERS - SURVEYORS - LABORATORIES - DRILLING
2118 THORNBERRY DRIVE, WEST • MISSOURI 65203 • (573) 234-2992
ANDERSON COA# 000062 • ANDREW ECKHART, PE# 2009008117

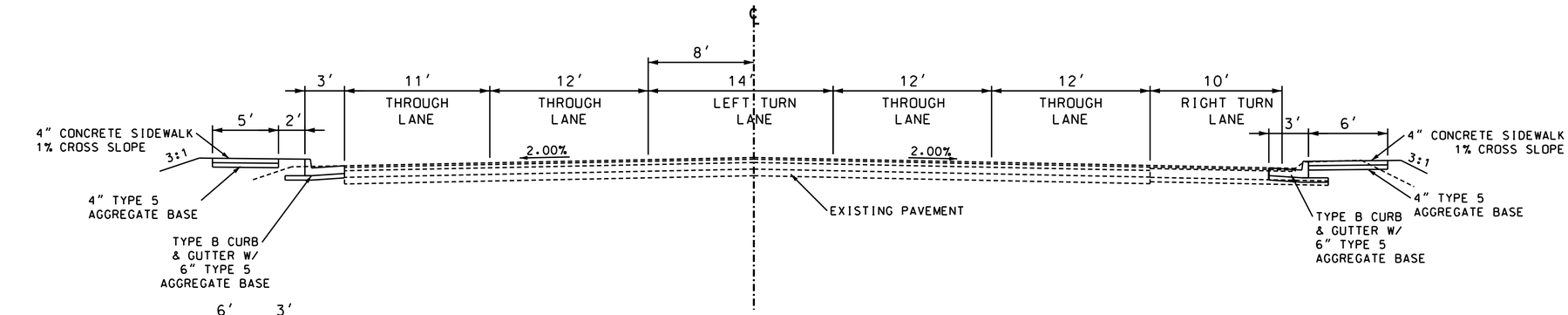

TYPICAL SECTION
BUSINESS LOOP 49
(RANGELINE ROAD)
STA. 137+50.00 TO STA. 140+30.80

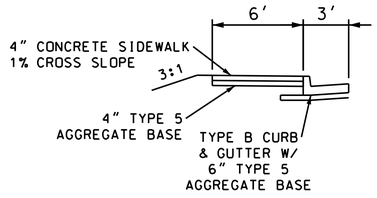

STA. 139+32.76 TO STA. 140+30.80

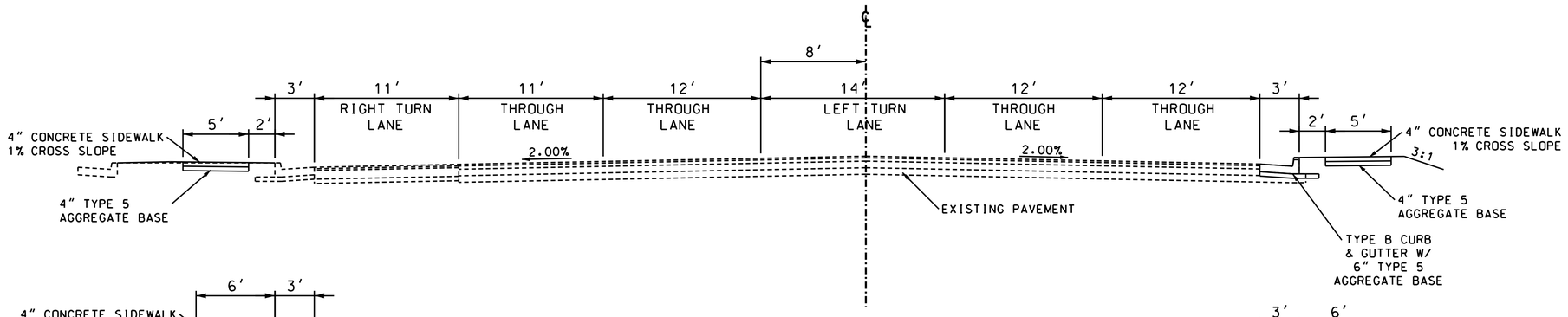

TYPICAL SECTION
BUSINESS LOOP 49
(RANGELINE ROAD)
STA. 140+30.80 TO STA. 143+30.67

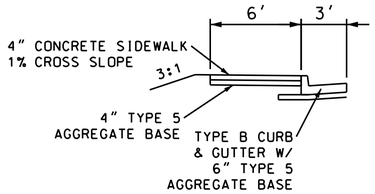

STA. 140+30.80 TO STA. 141+51.62

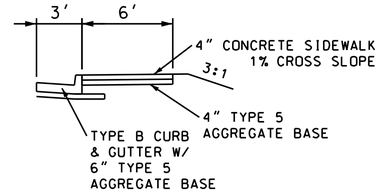

STA. 140+30.80 TO STA. 141+34.11

TYPICAL SECTIONS
SHEET 1 OF 10

STATE OF MISSOURI
SEAN LEE MATLOCK
NUMBER PE-27133
PROFESSIONAL ENGINEER

DATE PREPARED
02/23/2024

ROUTE	STATE
BL49	MO
DISTRICT	SHEET NO.
SW	2

COUNTY
JASPER

JOB NO.
J7S3430

CONTRACT ID.

PROJECT NO.

BRIDGE NO.

DESCRIPTION	DATE

IF A SEAL IS PRESENT ON THIS SHEET IT HAS BEEN ELECTRONICALLY SEALED AND DATED.

MISSOURI HIGHWAYS AND TRANSPORTATION COMMISSION
105 WEST CAPITOL
JEFFERSON CITY, MO 65102
1-888-ASK-MODOT (1-888-275-6636)

ANDERSON ENGINEERING
EMPLOYEE OWNED
ENGINEERS · SURVEYORS · LABORATORIES · DRILLING
816 E. 2ND ST. 64601 · PO BOX 1637 · MISSOURI 65338 · PHONE (417) 334-3157
ANDERSON COA# 000062 · AUDREY ECKHART, PE# 2009018117

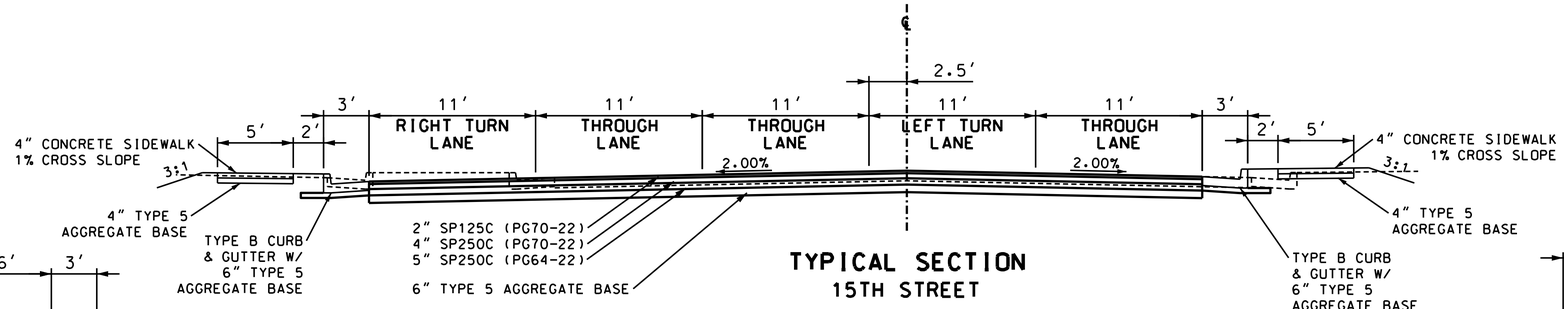

TYPICAL SECTION
15TH STREET
STA. 10+31.30 TO STA. 11+80.00

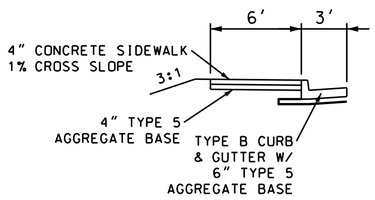

STA. 10+31.30 TO STA. 11+35.37

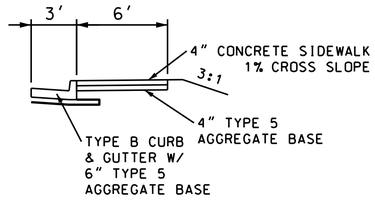

STA. 10+31.30 TO STA. 11+04.12

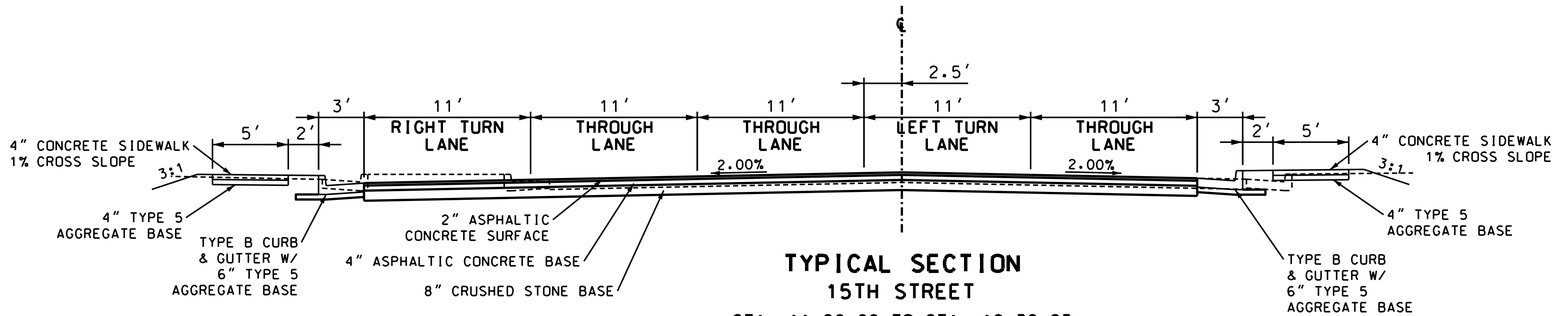

TYPICAL SECTION
15TH STREET
STA. 11+80.00 TO STA. 12+38.93

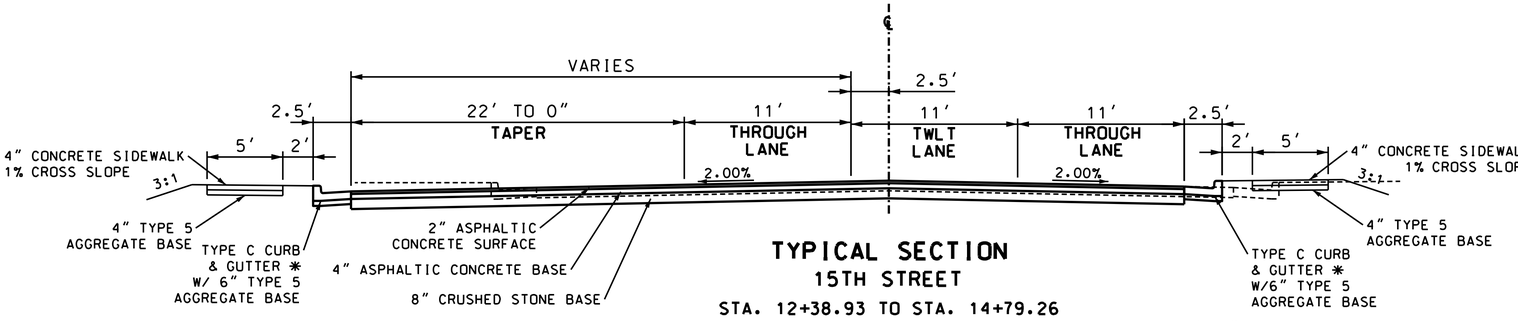

TYPICAL SECTION
15TH STREET
STA. 12+38.93 TO STA. 14+79.26

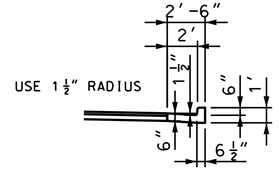

* TYPE C CURB & GUTTER PER CITY OF JOPLIN STANDARDS

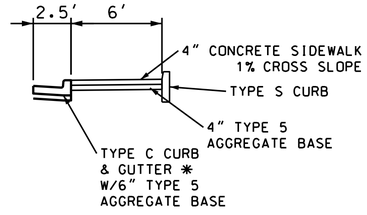

STA. 13+23.19 TO STA. 14+79.26

TYPICAL SECTIONS
SHEET 2 OF 10

STATE OF MISSOURI
SEAN LEE MATLOCK
NUMBER PE-27133
PROFESSIONAL ENGINEER

DATE PREPARED
02/23/2024

ROUTE	STATE
BL49	MO
DISTRICT	SHEET NO.
SW	2

COUNTY
JASPER

JOB NO.
J7S3430

CONTRACT ID.

PROJECT NO.

BRIDGE NO.

DESCRIPTION	DATE

IF A SEAL IS PRESENT ON THIS SHEET IT HAS BEEN ELECTRONICALLY SEALED AND DATED.

MISSOURI HIGHWAYS AND TRANSPORTATION COMMISSION

105 WEST CAPITOL
JEFFERSON CITY, MO 65102
1-888-ASK-MODOT (1-888-275-6636)

ANDERSON ENGINEERING
EMPLOYEE OWNED
ENGINEERS - SURVEYORS - LABORATORIES - DRILLING
516 S. 31st, P.O. BOX 2881, JOPLIN, MISSOURI 64803 (417) 624-6910
ANDERSON CO# 000062 - ANDREW ECKHART, PE# 2009018117

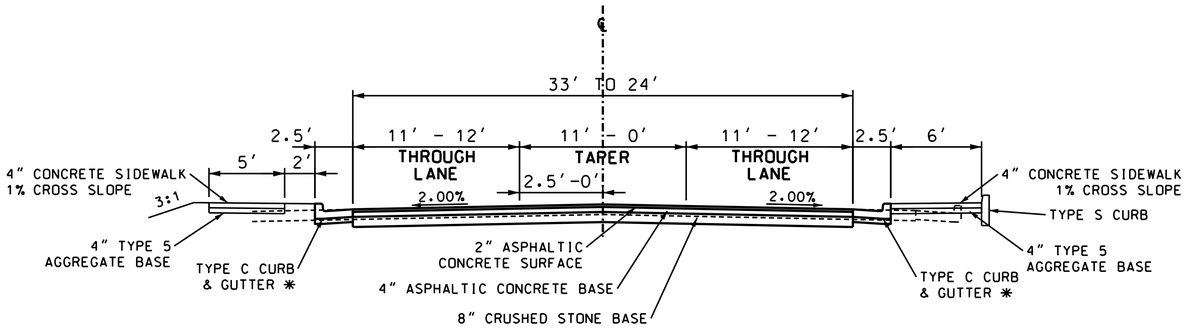

TYPICAL SECTION
15TH STREET
STA. 14+79.26 TO STA. 15+79.24

* SEE TYPICAL SHEET 2 OF 3
FOR DETAIL OF TYPE C CURB & GUTTER

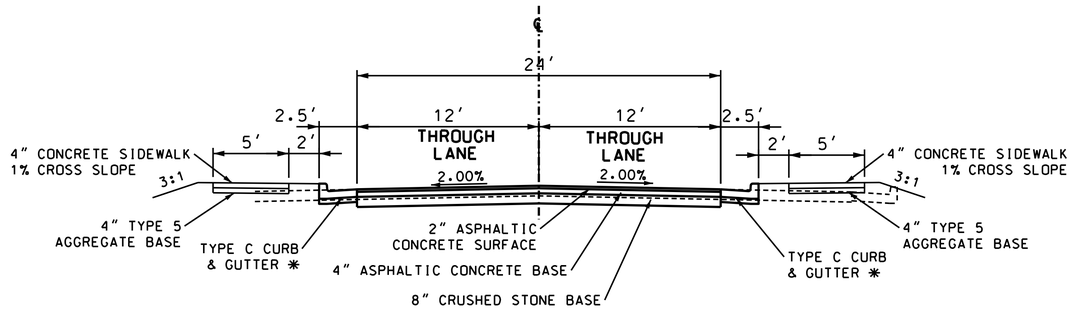

TYPICAL SECTION
15TH STREET
STA. 15+79.24 TO STA. 16+84.09

STATE OF MISSOURI
SEAN LEE MATLOCK
NUMBER PE-27133
PROFESSIONAL ENGINEER
Sean L. Matlock

DATE PREPARED
02/23/2024

ROUTE	STATE
BL49	MO
DISTRICT	SHEET NO.
SW	2

COUNTY
JASPER

JOB NO.
J7S3430

CONTRACT ID.

PROJECT NO.

BRIDGE NO.

IF A SEAL IS PRESENT ON THIS SHEET IT HAS BEEN ELECTRONICALLY SEALED AND DATED.

DESCRIPTION	DATE

MISSOURI HIGHWAYS AND TRANSPORTATION COMMISSION
105 WEST CAPITOL
JEFFERSON CITY, MO 65102
1-888-ASK-MODOT (1-888-275-6636)

ANDERSON ENGINEERING
EMPLOYEE OWNED
ENGINEERS · SURVEYORS · LABORATORIES · DRILLING
STATE OF MISSOURI CERTIFICATE OF AUTHORITY: ENGINEERING #2001018336 · SURVEYING #2003018336
ANDERSON COA# 000062 · AUDREY ECKHART, PE# 2009019117

1. CONCRETE SIDEWALK, CURB RAMP AND DETECTABLE WARNING DEVICE (TRUNCATED DOMES) DETAILS SHALL CONFORM TO ADA REQUIREMENTS UNLESS NOTED OTHERWISE IN THESE PLANS. FOR SIDEWALK JOINT AND CURB DETAILS, SEE STANDARD PLAN 609.00.
2. TINTED CONCRETE SHALL NOT BE USED. TRUNCATED DOMES SHALL BE OF A COLOR CONTRASTING WITH UNTINTED CONCRETE AND APPROVED BY THE ENGINEER. TRUNCATED DOMES ARE REQ'D. AT STREET INTERSECTIONS AND COMMERCIAL ENTRANCES WITH TRAFFIC CONTROL ONLY. (STOP/YIELD SIGNS OR SIGNALS)
3. CONCRETE SHALL BE IN ACCORDANCE WITH SEC. 608 & SEC. 609. CURING COMPOUND SHALL BE TRANSPARENT.
4. ALL CONCRETE SIDEWALK AND CURB RAMP/TRANSITION/LANDING AREAS SHALL BE 4" THICK, WITH THE EXCEPTION OF THE BOTTOM TRANSITION WHICH TIES INTO THE EXISTING PAVED APPROACH AND ROADWAY. THIS TRANSITION, OR LANDING AREA, MUST BE 8" THICK IF IT FALLS WITHIN THE RADIUS OF THE APPROACH AND SITS AT THE BACK OF CURB OF THE ROADWAY. ALL CONCRETE SIDEWALK AND CURB RAMP/TRANSITION/LANDING AREAS SHALL BE ON 4" TYPE 1 AGGREGATE BASE.
5. AGGREGATE BASE DENSITY - CONTRACTOR SHALL EXERCISE GOOD COMPACTIVE EFFORT AS APPROVED BY THE ENGINEER. DENSITY REQUIREMENTS BY NUCLEAR METHOD WILL NOT BE REQUIRED DUE TO WORK AREA CONSTRAINTS.
6. CONCRETE CURB RAMP - WIDTH = 5' MIN. LENGTH = 5' MIN. TO 15' PREFERRED MAX. (16' MAX.)
   RUNNING SLOPE = >5% (MIN.) TO 8.33% (MAX.) UNIFORMLY DOWN THE LENGTH OF THE RAMP.

   CONCRETE LANDING - WIDTH = TO MATCH PROPOSED CURB RAMP AND SIDEWALK WIDTH LENGTH = 5' MIN.
   SLOPE IN ALL DIRECTIONS = 1% PREFFERED (2% MAX.) UNLESS TIED TO ROADWAY EXCEPTION.
7. ALL EXISTING UTILITIES SHALL BE USED IN PLACE UNLESS OTHERWISE NOTED. ALL MANHOLE OR VALVE COVER, ETC. ELEVATIONS SHALL BE ADJUSTED AS REQUIRED IF THEY ARE LOCATED WITHIN THE IMPROVEMENT AREA.
8. "PREFORMED FIBER JOINT" SHALL BE IN ACCORDANCE WITH SEC. 1057 FOR PREFORMED FIBER JOINT EXPANSION JOINT FILLER.
9. REINFORCING STEEL TIE BARS SHALL BE IN ACCORDANCE WITH SECTION 706. ALL REINFORCING STEEL SHALL BE EPOXY COATED AND USED AS APPROVED BY THE ENGINEER. WHERE TIE BARS ARE USED, THE CONCRETE SHALL BE 8" THICK (NO DIRECT PAY).
10. CONSTRUCTION AND LENGTH OF EACH CURB RAMP INCLUDING LANDINGS AND TRANSITION AREAS SHALL BE AS SHOWN ON THE PLANS UNLESS DIFFERING FIELD CONDITIONS ARE FOUND OR AS APPROVED BY THE ENGINEER. CURB RAMP CROSS SLOPES SHALL BE 1% PREFFERED (2% MAX.) TOWARD THE STREET. CURB RAMPS ARE TO BE FORMED UP AND HAVE A TRUE AND STRAIGHT LINE.
11. SIDEWALK AND CONCRETE CURB SHALL BE POURED MONOLITHICALLY. THE CONTRACTOR SHALL MATCH EXISTING GROUND SLOPES ADJACENT TO THE CURB RAMPS OR USE AN ALTERNATE METHOD APPROVED BY THE ENGINEER.
12. S-CURB 12"-30" HIGH (MODIFIED S-CURB) WILL REQUIRE #4 REINFORC. BARS ON MAX. 12" CENTERS - SEE DETAIL (NO DIRECT PAY)
13. SODDED SLOPES AT EDGES OF SIDEWALK OR S-CURB SHOULD BE GRADED TO BE 6:1 MIN.

NOT TO SCALE

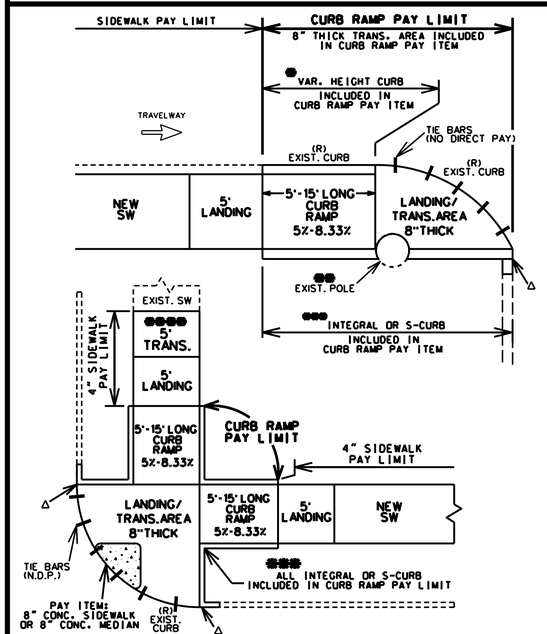

△ MATCH EXIST CURB HEIGHT. OPTIONAL 1' TIE-IN TO EXIST CURB

● VAR. HEIGHT CURB ALONG ROADSIDE MAY BE CONST. MONOLITHIC OR SEP. DEPENDING ON CONST. OPERATIONS.

●● NO UTILITY POLES ARE ALLOWED IN THE RAMP LIMITS. BUT ARE PERMITTED IN THE LANDING AND TRANSITION AREAS.

●●● TYPE OF CURB WILL DEPEND ON FIELD CONDITIONS.

●●●● TO BLEND CROSS SLOPE DISCREPENCY

CURB RAMP
PAY LIMITS

WHEN RAMP AREA IS LONGER THEN 5' AND BET. 5%-8.33% GRADE. IT IS CONSIDERED A CURB RAMP

NOT TO SCALE

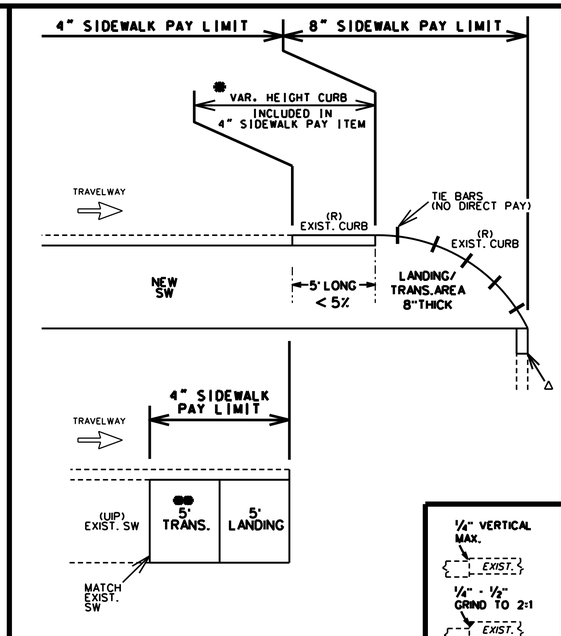

△ MATCH EXIST CURB HEIGHT (1' TAPER FROM SIDEWALK UP TO EXIST CURB HEIGHT)

● VAR. HEIGHT CURB ALONG ROADSIDE MAY BE CONSTRUCTED MONOLITHIC OR SEPERATE DEPENDING ON CONST. OPERATIONS. DOWEL TO EXIST. GUTTER/PAVEMENT (NO DIRECT PAY).

●● TO BLEND CROSS SLOPE DISCREPENCY

SIDEWALK
PAY LIMITS

WHEN RAMP AREA IS 5' LONG AND LESS THEN 5% GRADE. IT IS CONSIDERED SIDEWALK

NOT TO SCALE

JOINT GRINDING
TRIP HAZARDS
622-99.03

NOT TO SCALE * EXIST. DITOP OR MANHOLE MUST BE 2% MAX.

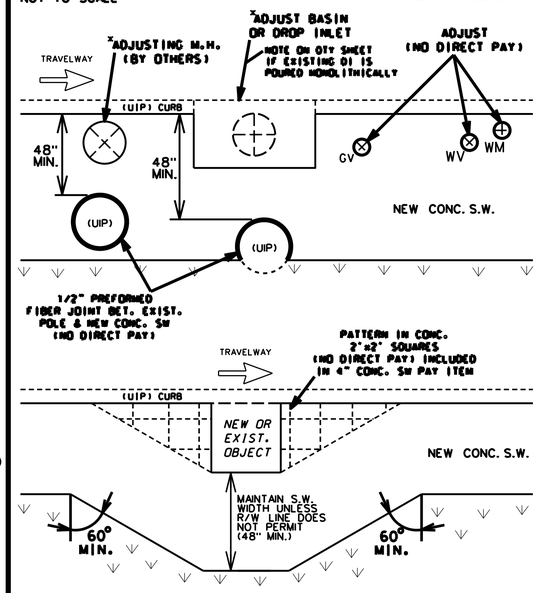

UTILITIES OR VARIOUS OBSTACLES

NO UTILITY POLES ARE ALLOWED IN THE RAMP LIMITS. BUT ARE PERMITTED IN THE LANDING AREAS AND SIDEWALK WITH A MINIMUM OF 4' CLEARANCE AROUND THE POLE

NOT TO SCALE

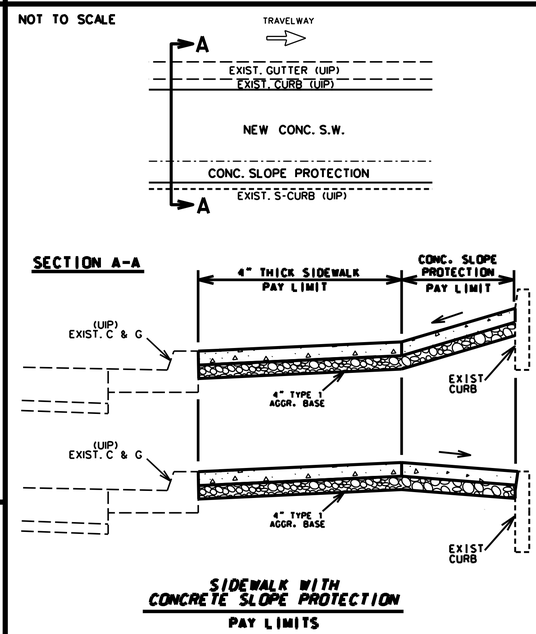

SIDEWALK WITH CONCRETE SLOPE PROTECTION
PAY LIMITS

INTEGRAL CURB RADIUS

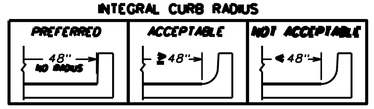

SECTION A-A
INTEGRAL CURB WITH RADIUS

SIDEWALK & RAMP WITH CURB
PAY LIMITS

NOT TO SCALE

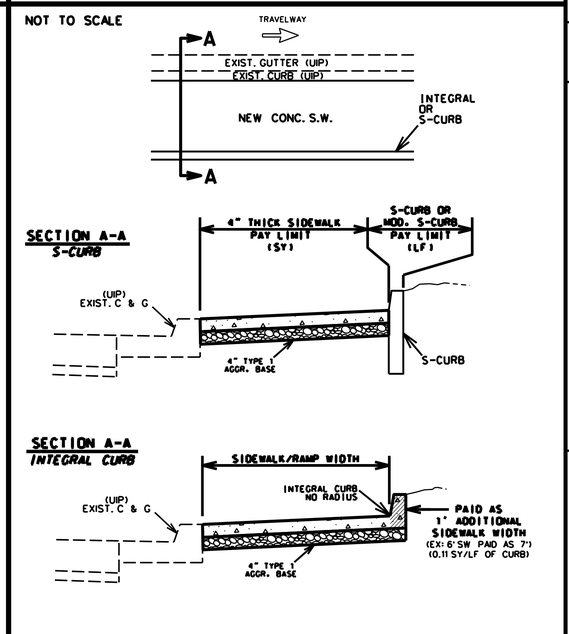

△ MATCH EXIST CURB

● FILL IN WHERE EXIST. RAMP WAS. SIZE WILL VARY. (SEE TYPICAL SHEET)

●● VAR. HEIGHT CURB ALONG ROADSIDE MAY BE CONSTRUCTED MONOLITHIC OR SEPERATE DEPENDING ON CONST. OPERATIONS.

●●● TO BLEND CROSS SLOPE DISCREPENCY

▬ HANDRAIL 2' OFF E.O.P (SEE HANDRAIL STANDARDS)

CURB RAMP - IN EXISTING 9.5'+ WIDE SW
PAY LIMITS

NOT TO SCALE

ADA LIBRARY TYPICAL

TYPICAL SHEET
SHEET 4 OF 10

STATE OF MISSOURI
SEAN LEE MATLOCK
NUMBER PE-27133
PROFESSIONAL ENGINEER

DATE PREPARED: 02/23/2024
ROUTE: BL49 | STATE: MO
DISTRICT: SW | SHEET NO.: 2
COUNTY: JASPER
JOB NO.: J7S3430
CONTRACT ID.:
PROJECT NO.:
BRIDGE NO.:

DESCRIPTION	DATE

REVISED: 2022-05-18

IF A SEAL IS PRESENT ON THIS SHEET IT HAS BEEN ELECTRONICALLY SEALED AND DATED.

MISSOURI HIGHWAYS AND TRANSPORTATION COMMISSION
105 WEST CAPITOL
JEFFERSON CITY, MO 65102
1-888-ASK-MODOT (1-888-275-6636)

ANDERSON ENGINEERING
EMPLOYEE OWNED
ENGINEERS - SURVEYORS - LABORATORIES - DRILLING
218 SYM, P.O.BOX 280, HOWITT, MISSOURI 65300 PHONE (417) 256-0112
ANDERSON COM# 000062 - ANDREW ECKHART, PE# 2009008717

REVISED: 2022-05-18

PERPENDICULAR - TYPE 1

TYPE 1-A

LENGTH (LF)	8			12			16			REMARKS
WIDTH (LF)	4	5	6	4	5	6	4	5	6	
TRUNCATED DOMES SF	-	10.0	12.0	-	10.0	12.0	-	10.0	12.0	
CURB RAMP SY	-	8.2	12.8	-	10.8	12.7	-	13.5	15.8	
CONC. SIDEWALK SY	-	5.6	6.4	-	5.6	6.4	-	4.9	6.4	
TYPE 1 AGGREGATE SY	-	13.8	16.0	-	16.4	19.1	-	18.3	22.2	
ADA LINEAR GRADING LF	-	22.0	22.0	-	27.5	27.5	-	30.0	30.5	
SODDING SY	-	5.8	5.7	-	6.8	6.9	-	7.5	7.9	

TYPE 1-B

LENGTH (LF)	8			12			16			REMARKS
WIDTH (LF)	4	5	6	4	5	6	4	5	6	
TRUNCATED DOMES SF	-	22.0	24.0	-	22.0	24.0	-	22.0	24.0	
CURB RAMP SY	-	10.9	13.1	-	13.6	16.3	-	16.2	19.3	
CONC. SIDEWALK SY	-	5.6	6.3	-	5.6	6.4	-	4.9	5.7	
TYPE 1 AGGREGATE SY	-	16.5	19.4	-	19.2	22.7	-	21.1	25.0	
ADA LINEAR GRADING LF	-	28.0	28.0	-	34.5	34.5	-	38.0	38.0	
SODDING SY	-	7.4	7.8	-	8.4	8.7	-	9.1	9.5	

TYPE 1-C

LENGTH (LF)	8			12			16			REMARKS
WIDTH (LF)	4	5	6	4	5	6	4	5	6	
TRUNCATED DOMES SF	-	10.0	12.0	-	10.0	12.0	-	10.0	12.0	
CURB RAMP SY	-	8.8	10.3	-	11.5	13.4	-	14.1	16.5	
CONC. SIDEWALK SY	-	5.6	6.4	-	5.6	6.4	-	4.9	5.7	
TYPE 1 AGGREGATE SY	-	14.4	16.7	-	17.1	19.8	-	19.0	22.1	
ADA LINEAR GRADING LF	-	22.0	22.0	-	26.5	26.5	-	30.0	30.0	
SODDING SY	-	11.5	11.7	-	13.5	13.5	-	15.0	15.2	

TYPE 1-D

LENGTH (LF)	8			12			16			REMARKS
WIDTH (LF)	4	5	6	4	5	6	4	5	6	
TRUNCATED DOMES SF	-	18.0	24.0	-	18.0	24.0	-	18.0	24.0	
CURB RAMP SY	-	18.6	22.8	-	24.0	29.0	-	29.3	35.3	
CONC. SIDEWALK SY	-	11.2	12.8	-	11.2	12.8	-	9.8	11.4	
TYPE 1 AGGREGATE SY	-	29.8	35.6	-	35.2	41.8	-	39.1	46.7	
ADA LINEAR GRADING LF	-	42.0	50.0	-	57.0	61.0	-	67.0	72.0	
SODDING SY	-	11.0	11.3	-	13.0	13.3	-	14.5	14.9	

TYPE 1-E

LENGTH (LF)	8			12			16			REMARKS
WIDTH (LF)	4	5	6	4	5	6	4	5	6	
TRUNCATED DOMES SF	-	18.0	24.0	-	18.0	24.0	-	18.0	24.0	
CURB RAMP SY	-	14.8	19.0	-	20.1	25.2	-	25.5	31.4	
CONC. SIDEWALK SY	-	11.2	12.8	-	11.2	12.8	-	9.8	11.4	
TYPE 1 AGGREGATE SY	-	26.0	31.8	-	31.3	38.0	-	35.3	42.8	
ADA LINEAR GRADING LF	-	43.0	46.0	-	52.0	55.0	-	59.0	62.0	
SODDING SY	-	13.3	13.6	-	16.0	16.9	-	18.6	19.3	

TYPE 1-F

LENGTH (LF)	8			12			16			REMARKS
WIDTH (LF)	4	5	6	4	5	6	4	5	6	
TRUNCATED DOMES SF	-	14.0	16.0	-	14.0	16.0	-	14.0	16.0	
CURB RAMP SY	-	15.5	19.0	-	20.8	25.2	-	26.2	31.4	
CONC. SIDEWALK SY	-	11.2	12.8	-	11.2	12.8	-	9.8	11.4	
TYPE 1 AGGREGATE SY	-	26.7	31.8	-	32.0	38.0	-	36.0	42.8	
ADA LINEAR GRADING LF	-	43.0	46.0	-	52.0	55.0	-	59.0	62.0	
SODDING SY	-	18.4	18.8	-	22.4	22.8	-	25.6	25.9	

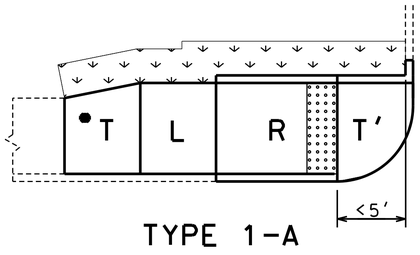

TYPE 1-A

T'- IS TO BE 8" THICK AT ALL PAVED APPROACHES AND STREETS IF WITHIN THE RADIUS. PAID FOR AS CONCRETE CURB RAMP

T - TRANSITION TO EXISTING SW OR PAVED APPROACH (LANDING PREFERED AT PAVED APPROACH IF CONDITIONS ALLOW)

● - T IS STILL NEEDED EVEN IF THE EXISTING SIDEWALK IS THE SAME WIDTH AS THE NEW SIDEWALK.(IT WILL BLEND THE EXIST XSLOPE INTO THE NEW LANDING XSLOPE)

L - LANDING

R - RAMP

- CURB RAMP PAY LIMITS

- SOD SLOPE 6:1 MIN.

- TRUNCATED DOME LOCATION IF DIST. IS <5' OR >5'

TRUNCATED DOMES ARE USED ONLY AT STREETS & ENTRANCES UTILIZING YIELD / STOP SIGNS OR SIGNALS

NOTE:
QUANTITIES ARE CALCULATED BY AREA AND MAY NOT MATCH EXACT FIELD CONDITIONS.

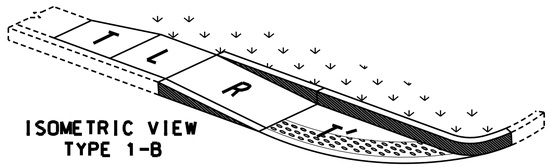

ISOMETRIC VIEW
TYPE 1-B

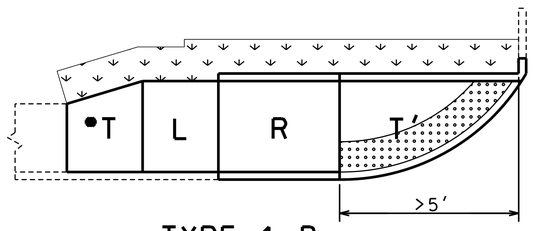

TYPE 1-B

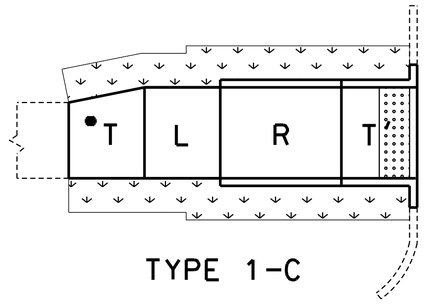

TYPE 1-C

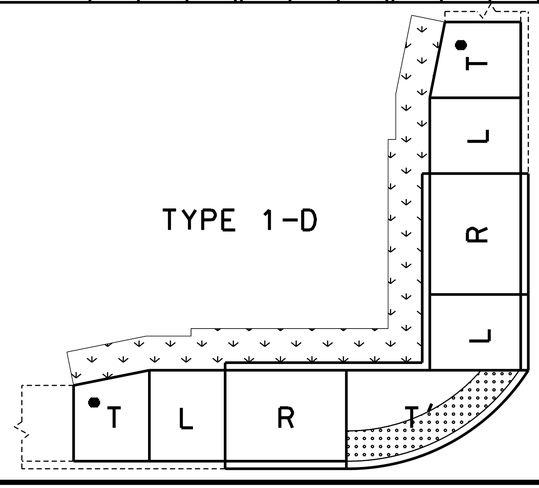

TYPE 1-D

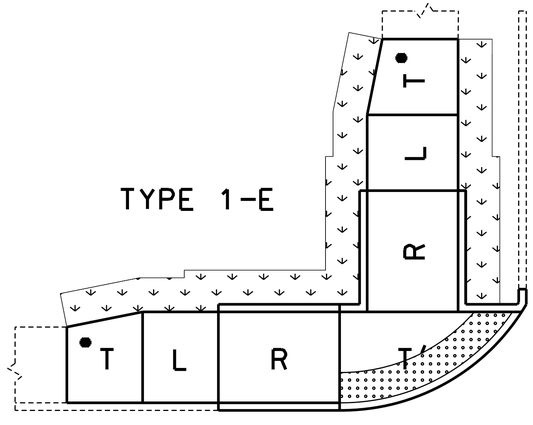

TYPE 1-E

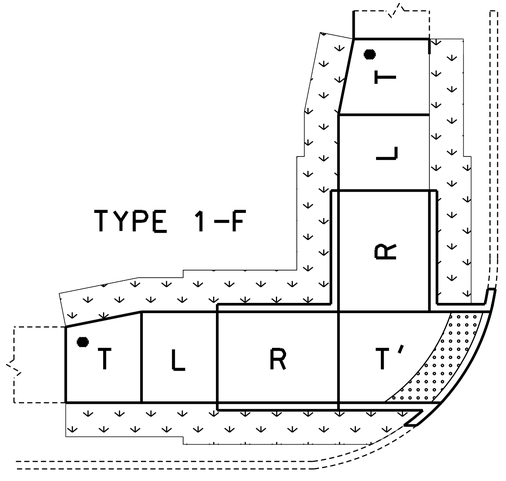

TYPE 1-F

ADA LIBRARY TYPICAL

TYPE 1

PERPENDICULAR CURB RAMPS

TYPICAL SHEET 5 OF 10

STATE OF MISSOURI
SEAN LEE MATLOCK
NUMBER PE-27133
PROFESSIONAL ENGINEER

DATE PREPARED
02/23/2024

ROUTE	STATE
BL49	MO
DISTRICT	SHEET NO.
SW	2

COUNTY
JASPER

JOB NO.
J7S3430

CONTRACT ID.

PROJECT NO.

BRIDGE NO.

DESCRIPTION	DATE

IF A SEAL IS PRESENT ON THIS SHEET IT HAS BEEN ELECTRONICALLY SEALED AND DATED.

MISSOURI HIGHWAYS AND TRANSPORTATION COMMISSION

105 WEST CAPITOL
JEFFERSON CITY, MO 65102
1-888-ASK-MODOT (1-888-275-6636)

ANDERSON ENGINEERING
EMPLOYEE OWNED

ENGINEERS - SURVEYORS - LABORATORIES - DRILLING
216 E. 10TH ST. P.O. BOX 384 MISSOURI 65709 (417) 334-3112
ANDERSON COA# 000062 - ANDREW ECKHART, PE# 2009018117

REVISED: 2022-05-18

PARALLEL - TYPE 2

TYPE 2-A

LENGTH (LF)	8			12			16			REMARKS
WIDTH (LF)	4	5	6	4	5	6	4	5	6	
TRUNCATED DOMES SF	-	10.0	10.0	-	10.0	10.0	-	10.0	10.0	
CURB RAMP SY	-	9.1	10.6	-	11.8	13.7	-	14.4	16.8	
CONC. SIDEWALK SY	-	5.6	6.4	-	4.9	5.7	-	4.9	5.7	
TYPE 1 AGGREGATE SY	-	14.7	17.0	-	16.7	19.4	-	19.3	22.5	
ADA LINEAR GRADING LF	-	26.0	26.0	-	29.0	29.0	-	33.0	33.0	
SODDING SY	-	8.0	8.3	-	8.6	8.8	-	9.6	9.8	

TYPE 2-B

LENGTH (LF)	8			12			16			REMARKS
WIDTH (LF)	4	5	6	4	5	6	4	5	6	
TRUNCATED DOMES SF	-	10.0	10.0	-	10.0	10.0	-	10.0	10.0	
CURB RAMP SY	-	11.8	13.3	-	14.5	16.4	-	17.2	19.5	
CONC. SIDEWALK SY	-	5.6	6.4	-	4.9	5.7	-	4.9	5.7	
TYPE 1 AGGREGATE SY	-	17.4	19.7	-	19.4	22.1	-	22.1	25.2	
ADA LINEAR GRADING LF	-	26.0	26.0	-	29.0	29.0	-	33.0	33.0	
SODDING SY	-	13.8	14.1	-	15.1	15.5	-	17.1	17.5	

TYPE 2-C

LENGTH (LF)	8			12			16			REMARKS
WIDTH (LF)	4	5	6	4	5	6	4	5	6	
TRUNCATED DOMES SF	-	10.0	10.0	-	10.0	10.0	-	10.0	10.0	
CURB RAMP SY	-	16.4	18.7	-	21.7	24.9	-	27.0	31.2	
CONC. SIDEWALK SY	-	11.2	12.8	-	9.8	11.4	-	9.8	11.4	
TYPE 1 AGGREGATE SY	-	27.6	31.5	-	31.5	36.3	-	36.8	42.6	
ADA LINEAR GRADING LF	-	41.0	41.0	-	47.0	47.0	-	55.0	55.0	
SODDING SY	-	12.3	12.5	-	13.6	13.9	-	15.6	15.9	

TYPE 2-D

LENGTH (LF)	8			12			16			REMARKS
WIDTH (LF)	4	5	6	4	5	6	4	5	6	
TRUNCATED DOMES SF	-	10.0	10.0	-	10.0	10.0	-	10.0	10.0	
CURB RAMP SY	-	16.8	19.2	-	22.2	25.4	-	27.5	31.6	
CONC. SIDEWALK SY	-	11.2	12.8	-	9.8	11.4	-	9.8	11.4	
TYPE 1 AGGREGATE SY	-	28.0	32.0	-	32.0	36.8	-	37.3	43.0	
ADA LINEAR GRADING LF	-	41.0	41.0	-	47.0	47.0	-	55.0	55.0	
SODDING SY	-	20.2	20.3	-	22.4	23.2	-	26.4	27.2	

TYPE 2-E

LENGTH (LF)	8			12			16			REMARKS
WIDTH (LF)	4	5	6	4	5	6	4	5	6	
TRUNCATED DOMES SF	-	10.0	10.0	-	10.0	10.0	-	10.0	10.0	
CURB RAMP SY	-	10.8	11.5	-	13.2	14.4	-	15.7	17.3	
CONC. SIDEWALK SY	-	5.6	6.7	-	5.0	6.0	-	5.0	6.0	
TYPE 1 AGGREGATE SY	-	16.4	18.2	-	18.2	20.4	-	20.7	23.3	
ADA LINEAR GRADING LF	-	22.5	22.5	-	26.5	26.5	-	30.5	30.5	
SODDING SY	-	-	-	-	-	-	-	-	-	
HANDRAIL LF	-	-	-	-	-	-	-	-	-	SEE STANDARDS FOR LENGTH

TYPE 2-F

LENGTH (LF)	8			12			16			REMARKS
WIDTH (LF)	4	5	6	4	5	6	4	5	6	
TRUNCATED DOMES SF	-	10.0	10.0	-	10.0	10.0	-	10.0	10.0	
CURB RAMP SY	-	15.5	17.1	-	20.4	23.1	-	25.5	28.9	
CONC. SIDEWALK SY	-	11.2	13.4	-	10.0	12.0	-	10.0	12.0	
TYPE 1 AGGREGATE SY	-	26.7	30.5	-	30.4	35.1	-	35.5	40.9	
ADA LINEAR GRADING LF	-	39.0	39.0	-	47.0	47.0	-	55.0	55.0	
SODDING SY	-	-	-	-	-	-	-	-	-	
HANDRAIL LF	-	-	-	-	-	-	-	-	-	SEE STANDARDS FOR LENGTH

NOTE:
QUANTITIES ARE CALCULATED BY AREA AND MAY NOT MATCH EXACT FIELD CONDITIONS.

** 3.5' LANDING EXTENSION REQ'D. FOR INSTALLATION OF FUTURE OR NEW PED. PUSH BUTTON

NOTE: SEE STANDARDS FOR ALL PED. PUSH BUTTON LOCATIONS

- TRUNCATED DOME

TRUNCATED DOMES ARE USED ONLY AT STREETS & ENTRANCES UTILIZING YIELD / STOP SIGNS OR SIGNALS

T - TRANSITION TO EXISTING SW

● - T IS STILL NEEDED EVEN IF THE EXISTING SIDEWALK IS THE SAME WIDTH AS THE NEW SIDEWALK. (IT WILL BLEND THE EXIST XSLOPE INTO THE NEW LANDING XSLOPE)

L - LANDING

R - RAMP

- SOD SLOPE 6:1 MIN.

- CURB RAMP PAY LIMITS

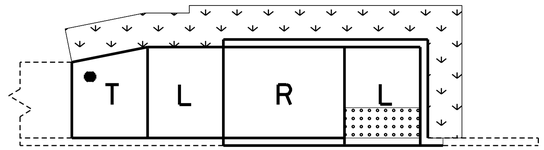

TYPE 2-A

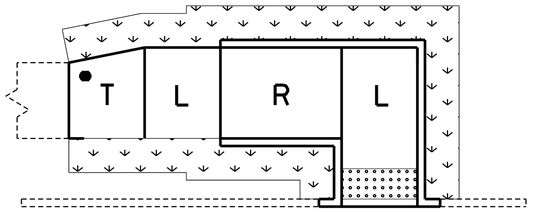

TYPE 2-B

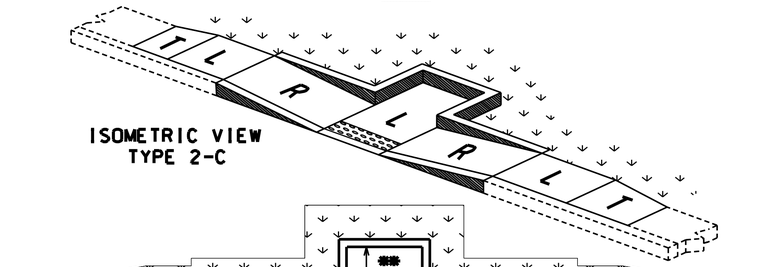

ISOMETRIC VIEW
TYPE 2-C

TYPE 2-C

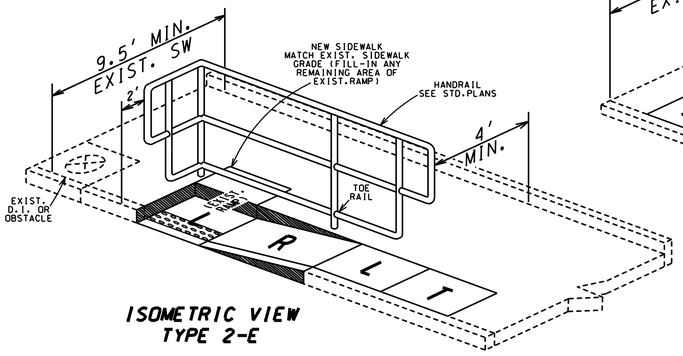

ISOMETRIC VIEW
TYPE 2-E

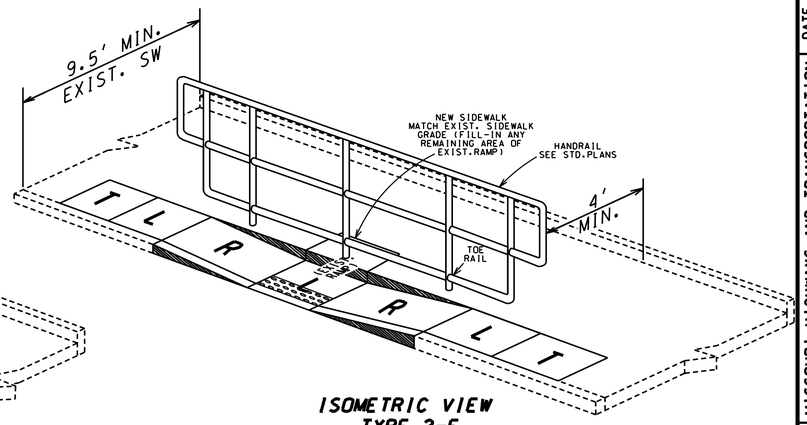

ISOMETRIC VIEW
TYPE 2-F

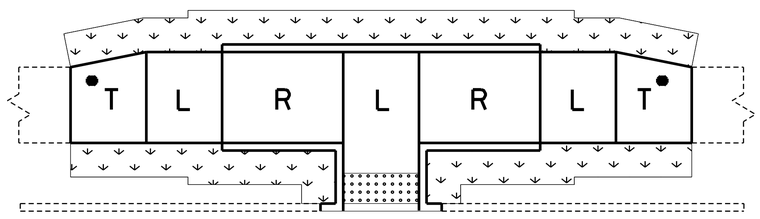

TYPE 2-D

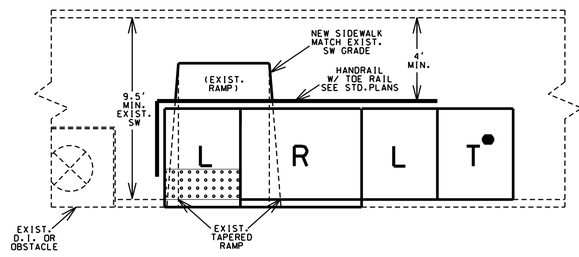

TYPE 2-E

USE ONLY WHEN TYPE 2-F IS UNABLE TO BE CONSTRUCTED DUE TO AN EXIST. D.I. OR OTHER OBSTACLE

SEE STANDARDS FOR HANDRAIL SPECS

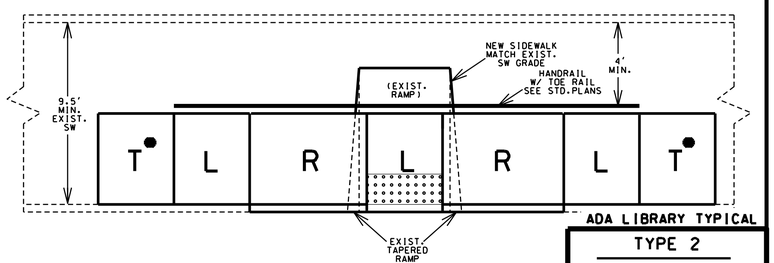

TYPE 2-F

ADA LIBRARY TYPICAL

SEE STANDARDS FOR HANDRAIL SPECS

STATE OF MISSOURI
SEAN LEE MATLOCK
NUMBER PE-27133
PROFESSIONAL ENGINEER

DATE PREPARED
02/23/2024

ROUTE	STATE
BL49	MO
DISTRICT	SHEET NO.
SW	2

COUNTY
JASPER

JOB NO.
J7S3430

CONTRACT ID.

PROJECT NO.

BRIDGE NO.

IF A SEAL IS PRESENT ON THIS SHEET IT HAS BEEN ELECTRONICALLY SEALED AND DATED.

DESCRIPTION	DATE

MISSOURI HIGHWAYS AND TRANSPORTATION COMMISSION

105 WEST CAPITOL
JEFFERSON CITY, MO 65102
1-888-ASK-MODOT (1-888-275-6636)

ANDERSON ENGINEERING
EMPLOYEE OWNED

ENGINEERS - SURVEYORS - LABORATORIES - DRILLING
216 E. 5th, P.O. BOX 249, MONETT, MISSOURI 65708 (417) 235-6512
ANDERSON COA# 000062 - ANDREW ECKHART, PE# 2009031717

TYPE 2
PARALLEL CURB RAMPS

TYPICAL SHEET 6 OF 10

PARALLEL - TYPE 2 (cont'd.)

TYPE 2-G

LENGTH (LF) / WIDTH (LF)		8			12			16			REMARKS
		4	5	6	4	5	6	4	5	6	
TRUNCATED DOMES	SF	-	12.0	12.0	-	10.0	10.0	-	10.0	10.0	
CURB RAMP	SY	-	15.7	18.0	-	20.8	23.7	-	25.8	30.2	
CONC. SIDEWALK	SY	-	21.4	25.0	-	17.6	20.3	-	15.2	17.5	
TYPE 1 AGGREGATE	SY	-	37.1	43.0	-	38.4	44.0	-	41.0	47.7	
ADA LINEAR GRADING	LF	-	52.0	52.0	-	54.0	54.0	-	58.0	58.0	
SODDING	SY	-	13.6	13.6	-	13.7	13.5	-	14.5	14.9	

TYPE 2-H

LENGTH (LF) / WIDTH (LF)		8			12			16			REMARKS
		4	5	6	4	5	6	4	5	6	
TRUNCATED DOMES	SF	-	12.0	12.0	-	10.0	10.0	-	10.0	10.0	
CURB RAMP	SY	-	15.7	18.0	-	21.0	24.5	-	26.9	31.4	
CONC. SIDEWALK	SY	-	13.2	16.0	-	12.0	14.2	-	12.0	14.4	
TYPE 1 AGGREGATE	SY	-	28.9	34.0	-	33.0	38.6	-	38.9	45.8	
ADA LINEAR GRADING	LF	-	42.0	42.0	-	49.0	49.0	-	55.0	55.0	
SODDING	SY	-	11.1	11.2	-	12.5	12.5	-	14.5	14.9	

REVISED: 2022-05-18

T● - IS STILL NEEDED EVEN IF THE EXISTING SIDEWALK IS THE SAME WIDTH AS THE NEW SIDEWALK.(IT WILL BLEND THE EXIST XSLOPE INTO THE NEW LANDING XSLOPE)

T - TRANSITION TO EXISTING SW

L - LANDING

R - RAMP

- SOD SLOPE 6:1 MIN.

- TRUNCATED DOME LOCATION. IF DIST. IS <5' OR > 5'

TRUNCATED DOMES ARE USED ONLY AT STREETS & ENTRANCES UTILIZING YIELD / STOP SIGNS OR SIGNALS

- CURB RAMP PAY LIMITS

- INCLUDED IN 4" CONC. SIDEWALK PAY LIMIT

NOTE:
QUANTITIES ARE CALCULATED BY AREA AND MAY NOT MATCH EXACT FIELD CONDITIONS.

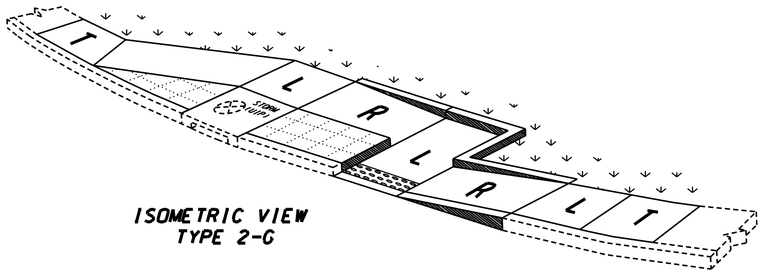

ISOMETRIC VIEW TYPE 2-G

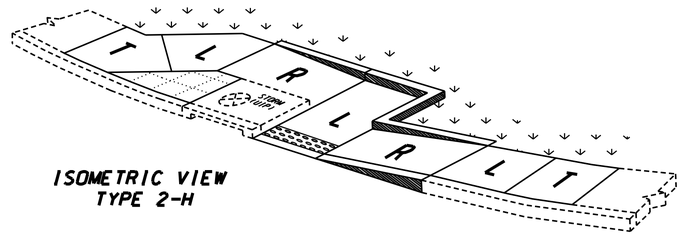

ISOMETRIC VIEW TYPE 2-H

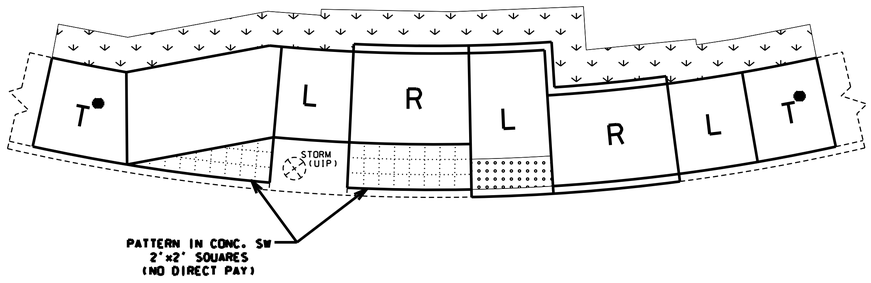

TYPE 2-G

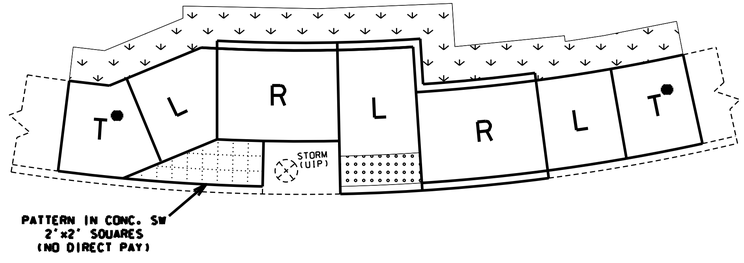

TYPE 2-H

ADA LIBRARY TYPICAL

TYPE 2

PARALLEL CURB RAMPS

TYPICAL SHEET 7 OF 10

STATE OF MISSOURI
SEAN LEE MATLOCK
NUMBER PE-27133
PROFESSIONAL ENGINEER

DATE PREPARED: 02/23/2024

ROUTE	STATE
BL49	MO
DISTRICT	SHEET NO.
SW	2

COUNTY: JASPER

JOB NO.: J7S3430

CONTRACT ID.:

PROJECT NO.:

BRIDGE NO.:

DATE	DESCRIPTION

IF A SEAL IS PRESENT ON THIS SHEET IT HAS BEEN ELECTRONICALLY SEALED AND DATED.

MISSOURI HIGHWAYS AND TRANSPORTATION COMMISSION

105 WEST CAPITOL
JEFFERSON CITY, MO 65102
1-888-ASK-MODOT (1-888-275-6636)

ANDERSON ENGINEERING
EMPLOYEE OWNED

ENGINEERS - SURVEYORS - LABORATORIES - DRILLING
516 S. KEENE ST. BOONVILLE, MISSOURI 65233 PHONE: (660)882-5152
ANDERSON COA# 000062 - MONEY EXHART. PE# 2005009117

DIAGONAL - TYPE 3

TYPE 3-A

LENGTH (LF)	8			12			16			REMARKS
WIDTH (LF)	4	5	6	4	5	6	4	5	6	
TRUNCATED DOMES SF	-	24.0	28.0	-	20.6	25.0	-	20.6	25.0	
CURB RAMP SY	-	24.4	27.0	-	26.9	31.2	-	32.2	37.4	
CONC. SIDEWALK SY	-	11.2	12.8	-	9.8	11.4	-	9.8	11.4	
TYPE 1 AGGREGATE SY	-	35.6	39.8	-	36.7	42.6	-	42.0	48.8	
ADA LINEAR GRADING LF	-	51.0	51.0	-	59.0	59.0	-	67.0	67.0	
SODDING SY	-	11.6	11.4	-	12.9	12.9	-	14.9	14.9	
8"SW OR MED STRIP SY	-	3.0	2.2	-	3.0	2.2	-	3.0	2.2	

TYPE 3-B

LENGTH (LF)	8			12			16			REMARKS
WIDTH (LF)	4	5	6	4	5	6	4	5	6	
TRUNCATED DOMES SF	-	24.0	28.0	-	20.6	25.0	-	20.6	25.0	
CURB RAMP SY	-	22.0	26.3	-	25.9	31.2	-	31.2	37.4	
CONC. SIDEWALK SY	-	11.2	12.8	-	9.8	11.4	-	9.8	11.4	
TYPE 1 AGGREGATE SY	-	33.2	39.1	-	35.7	42.6	-	41.0	48.8	
ADA LINEAR GRADING LF	-	51.0	51.0	-	59.0	59.0	-	67.0	67.0	
SODDING SY	-	15.2	15.3	-	17.1	17.5	-	20.1	20.5	
8"SW OR MED STRIP SY	-	1.5	1.5	-	1.5	1.5	-	1.5	1.5	

TYPE 3-C

LENGTH (LF)	8			12			16			REMARKS
WIDTH (LF)	4	5	6	4	5	6	4	5	6	
TRUNCATED DOMES SF	-	20.0	24.0	-	20.0	24.0	-	20.0	24.0	
CURB RAMP SY	-	20.7	26.8	-	25.1	31.5	-	30.4	37.7	
CONC. SIDEWALK SY	-	11.2	12.8	-	9.8	11.4	-	9.8	11.4	
TYPE 1 AGGREGATE SY	-	31.9	39.6	-	34.9	42.9	-	40.2	49.1	
ADA LINEAR GRADING LF	-	51.0	51.0	-	58.0	58.0	-	67.0	67.0	
SODDING SY	-	18.8	19.3	-	21.3	22.1	-	25.3	26.1	
8"SW OR MED STRIP SY	-	1.0	1.6	-	1.0	1.6	-	1.0	1.6	

TYPE 3-D

LENGTH (LF)	8			12			16			REMARKS
WIDTH (LF)	4	5	6	4	5	6	4	5	6	
TRUNCATED DOMES SF	-	24.0	28.0	-	22.4	26.5	-	22.4	26.5	
CURB RAMP SY	-	15.9	19.1	-	17.7	21.4	-	20.4	24.5	
CONC. SIDEWALK SY	-	5.6	6.4	-	4.9	5.7	-	4.9	5.7	
TYPE 1 AGGREGATE SY	-	21.5	25.5	-	22.6	27.1	-	25.3	30.2	
ADA LINEAR GRADING LF	-	31.0	31.0	-	34.0	34.0	-	38.0	38.0	
SODDING SY	-	12.6	12.9	-	13.5	14.0	-	15.5	16.0	
8"SW OR MED STRIP SY	-	1.0	0.8	-	1.0	0.8	-	1.0	0.8	

TYPE 3-E

LENGTH (LF)	8			12			16			REMARKS
WIDTH (LF)	4	5	6	4	5	6	4	5	6	
TRUNCATED DOMES SF	-	20.0	24.0	-	20.0	24.0	-	20.0	24.0	
CURB RAMP SY	-	17.2	19.8	-	17.7	21.4	-	20.4	24.5	
CONC. SIDEWALK SY	-	8.4	10.7	-	7.3	9.4	-	7.3	9.4	
TYPE 1 AGGREGATE SY	-	25.6	30.5	-	25.0	30.8	-	27.7	33.9	
ADA LINEAR GRADING LF	-	30.0	30.0	-	35.5	35.5	-	39.5	39.5	
SODDING SY	-	12.4	12.4	-	12.9	13.3	-	14.9	15.3	
8"SW OR MED STRIP SY	-	1.6	1.6	-	1.6	1.6	-	1.6	1.6	

- DETAIL - 8" SIDEWALK OR 8" MEDIAN STRIP

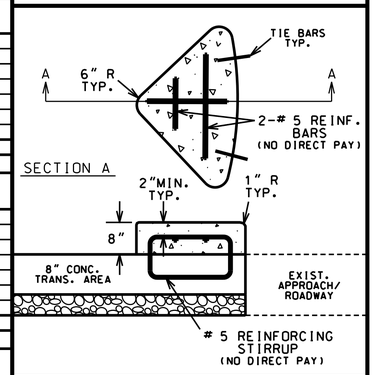

T'- IS TO BE 8" THICK AT ALL PAVED APPROACHES AND STREETS IF WITHIN THE RADIUS. PAID FOR AS CONCRETE CURB RAMP

NOTE:
QUANTITIES ARE CALCULATED BY AREA AND MAY NOT MATCH EXACT FIELD CONDITIONS.

TYPE 3-A

T - TRANSITION TO EXISTING SW OR PAVED APPROACH (LANDING PREFERED IF CONDITIONS ALLOW)

T● - IS STILL NEEDED EVEN IF THE EXISTING SIDEWALK IS THE SAME WIDTH AS THE NEW SIDEWALK.(IT WILL BLEND THE EXIST XSLOPE WITH THE NEW LANDING XSLOPE)

L - LANDING

R - RAMP

- CURB RAMP PAY LIMITS

- SOD SLOPE 6:1 MIN.

- TRUNCATED DOME LOCATION IF DIST. IS <5' OR >5'

TRUNCATED DOMES ARE USED ONLY AT STREETS & ENTRANCES UTILIZING YIELD / STOP SIGNS OR SIGNALS

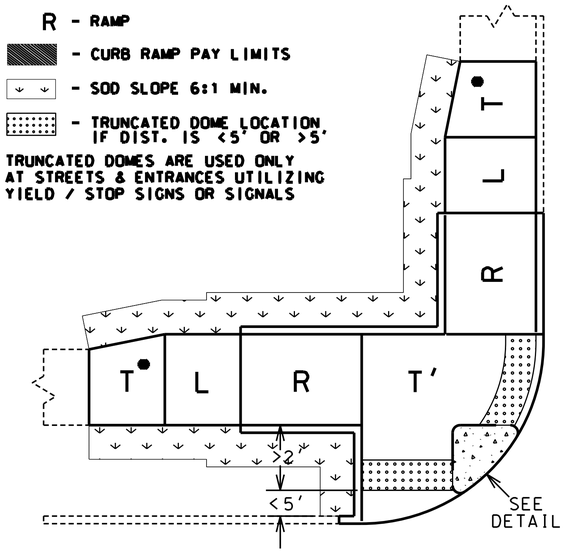

TYPE 3-B

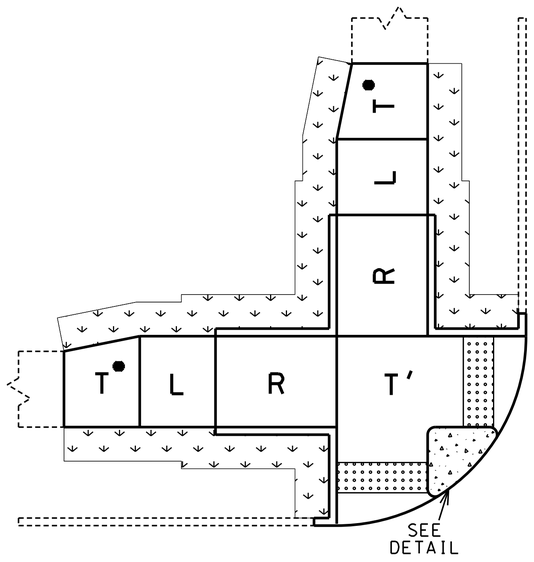

TYPE 3-C

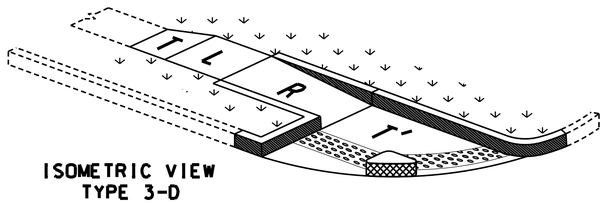

ISOMETRIC VIEW TYPE 3-D

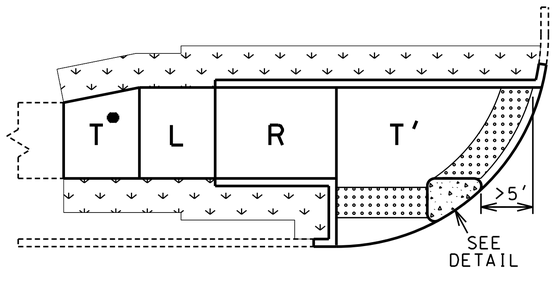

TYPE 3-D

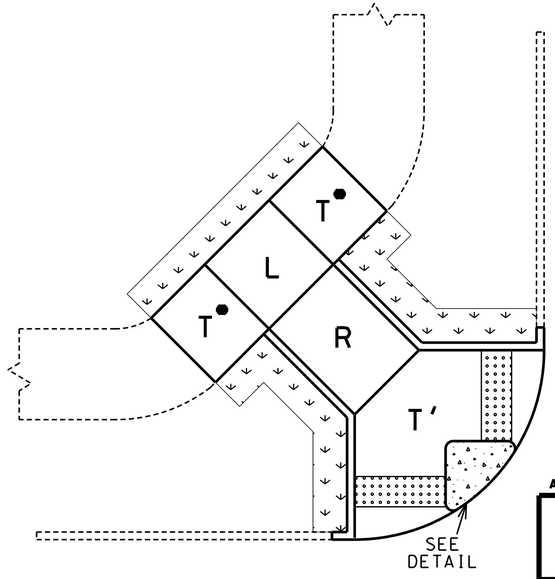

TYPE 3-E

ADA LIBRARY TYPICAL

TYPE 3
DIAGONAL CURB RAMPS

TYPICAL SHEET 8 OF 10

REVISED: 2022-05-18

STATE OF MISSOURI
SEAN LEE MATLOCK
NUMBER PE-27133
PROFESSIONAL ENGINEER

DATE PREPARED
02/23/2024

ROUTE	STATE
BL49	MO
DISTRICT	SHEET NO.
SW	2

COUNTY
JASPER

JOB NO.
J7S3430

CONTRACT ID.

PROJECT NO.

BRIDGE NO.

DATE	DESCRIPTION

IF A SEAL IS PRESENT ON THIS SHEET IT HAS BEEN ELECTRONICALLY SEALED AND DATED.

MISSOURI HIGHWAYS AND TRANSPORTATION COMMISSION

105 WEST CAPITOL
JEFFERSON CITY, MO 65102
1-888-ASK-MODOT (1-888-275-6636)

ANDERSON ENGINEERING
EMPLOYEE OWNED

ENGINEERS - SURVEYORS - LABORATORIES - DRILLING
216 E. McCARTY ST., JEFFERSON CITY, MISSOURI 65101 (573) 634-2512
ANDERSON COA# 000062 - ANDREW ECKHART, PE# 2009031717

REVISED: 2022-05-16

NOTES FOR MODIFIED SIDEWALK:

1. REMOVE EXIST. CURB & RAISED ISLAND WITHIN LIMITS SHOWN.
2. AREA INSIDE FINAL CURB TO BE REPAIRED OR REPLACED WITH EXISTING SURFACE MATERIAL. GRADE TO DRAIN.
3. CONSTRUCT 8" THICK CONC. SIDEWALK FLUSH WITH EXIST. CONC. PAVED APPROACH.
4. CONSTRUCT CURB ADJACENT TO MODIFIED SIDEWALK.
5. MODIFIED SIDEWALK PAID FOR AS 8" SIDEWALK.
6. 6' MINIMUM WIDTH.
7. NO DIRECT PAY FOR SAW CUTS AND TIE BARS (ON 12" CENTERS MAX.)
8. TRUNCATED DOMES ARE USED ONLY AT STREETS & ENTRANCES UTILIZING STOP SIGNS OR SIGNALS.
9. X-SLOPE 1% PREFERRED (2% MAX.)
10. USE S-CURB IF CONSTRUCTING CURB ON R/W LINE.

* INTEGRAL CURB IS PAID FOR WITH THE 8" CONC. SIDEWALK PAY ITEM.
INTEGRAL CURB IS PAID AS 1' ADDITIONAL SIDEWALK WIDTH (EX. 6'SIDEWALK PAID AS 7')
(0.11 SY/LF OF CURB)

SECTION A-A
WITH S-CURB OR MODIFIED S-CURB

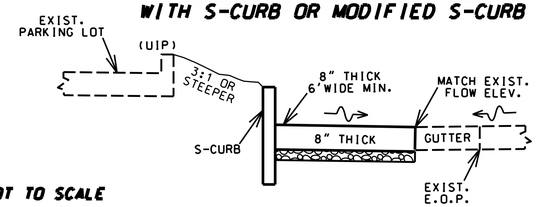

SECTION A-A
WITH INTEGRAL CURB

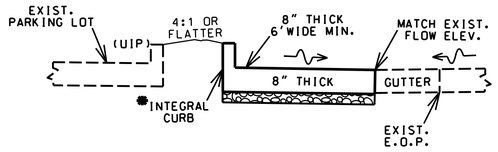

NOT TO SCALE

TYPICAL
MODIFIED SIDEWALK
8" THICK

** TRUNCATED DOMES ARE USED ONLY AT STREETS & ENTRANCES UTILIZING STOP/YIELD SIGNS OR SIGNALS.

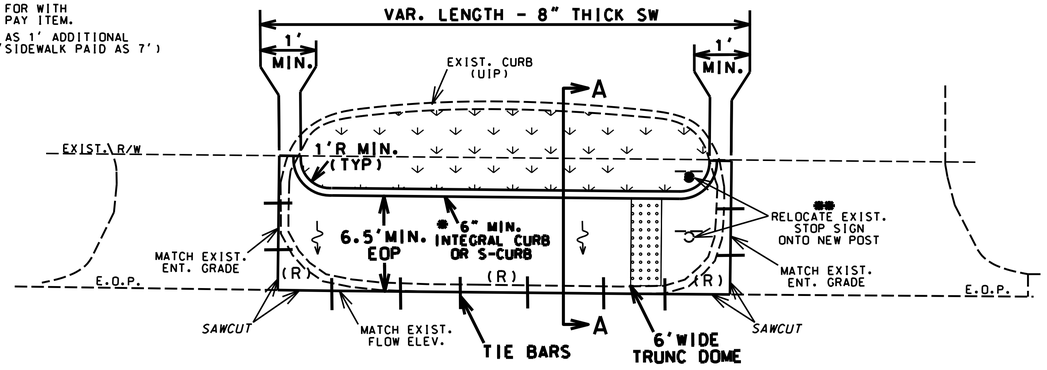

NOTES FOR CUT-THRU SIDEWALK:

1. REMOVE EXIST. CURB & RAISED ISLAND WITHIN LIMITS SHOWN.
2. AREA INSIDE FINAL CURB TO BE REPAIRED OR REPLACED WITH EXISTING SURFACE MATERIAL. GRADE TO DRAIN.
3. CONSTRUCT 4" THICK CONC. SIDEWALK FLUSH WITH EXIST. CONC. PAVED APPROACH.
4. CONSTRUCT CURB ON BOTH SIDES ADJACENT TO SIDEWALK.
5. CUT-THRU SIDEWALK PAID FOR AS 4" SIDEWALK.
6. 6' PREFERRED WIDTH (5' MIN.)
7. SAW CUTS (NO DIRECT PAY).
8. TRUNCATED DOMES ARE USED ONLY AT STREETS & ENTRANCES UTILIZING STOP SIGNS OR SIGNALS.
9. X-SLOPE 1% PREFERRED (2% MAX.)
10. USE S-CURB IF CONSTRUCTING CURB ON R/W LINE.

TYPICAL
CUT-THRU SIDEWALK

* INTEGRAL CURB IS PAID FOR AS 4" CONC. SIDEWALK PAY ITEM. S-CURB IS PAID FOR AS ITS OWN PAY ITEM.
(ALWAYS USE S-CURB IF AT R/W LINE.)
INTEGRAL CURB IS PAID AS 1' ADDITIONAL SIDEWALK WIDTH (EX. 6'SIDEWALK PAID AS 7')
(0.11 SY/LF OF CURB)

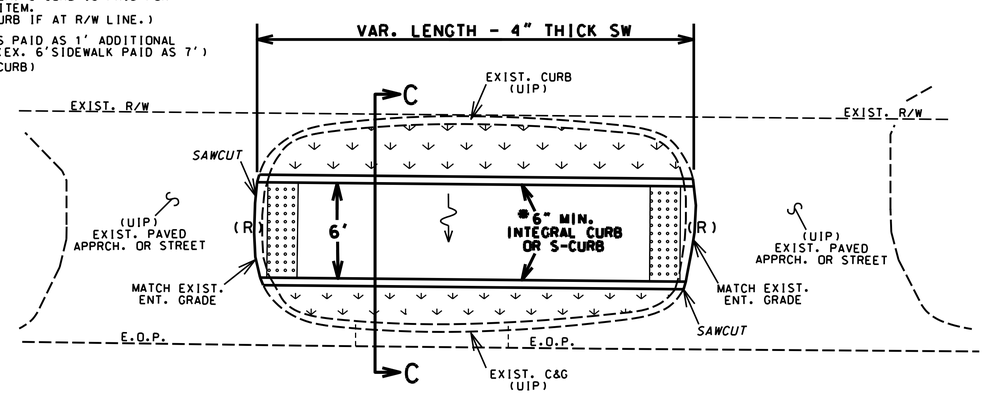

SECTION C-C
WITH S-CURB OR INTEGRAL

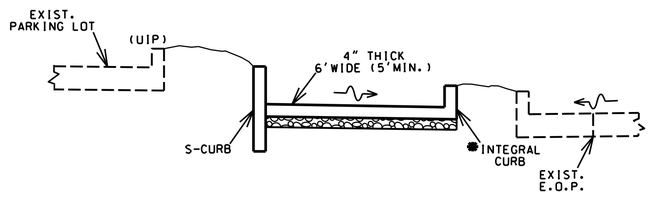

NOT TO SCALE

NOT TO SCALE

TYPICAL
ISLAND CUT-THRU SIDEWALK
X-SLOPE 2% MAX. CONSTRUCT TO DRAIN

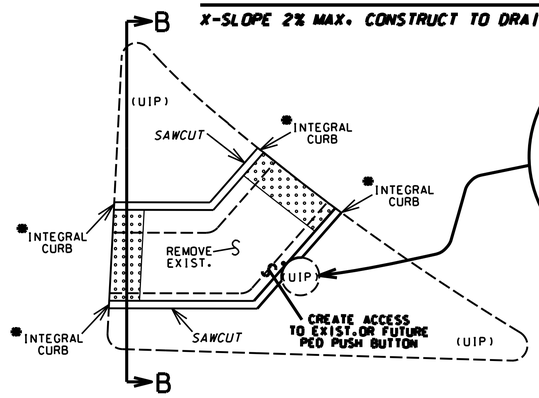

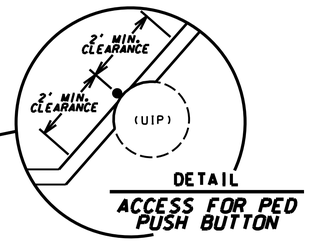

DETAIL
ACCESS FOR PED PUSH BUTTON

SECTION B-B
ISLAND CUT-THRU SIDEWALK FOR EXISTING 'PINNED-ON' ISLAND

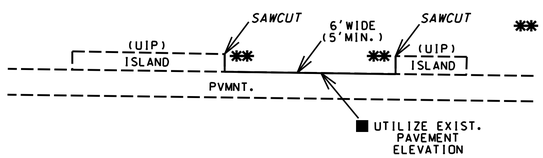

■ SMALL QTY. HAS BEEN INCLUDED FOR 8" THICK SIDEWALK TO ADDRESS ANY UNFORSEEN PVMNT. REPAIRS OR DIFFERENCES IN ELEVATION. (UNDERRUN IF FIELD CONDITIONS DO NOT WARRANT)

** NO INTEGRAL CURB, AGGR. OR LIN. GRADING REQUIRED IF THE ISLAND IS 'PINNED-ON'

SECTION B-B
ISLAND CUT-THRU SIDEWALK

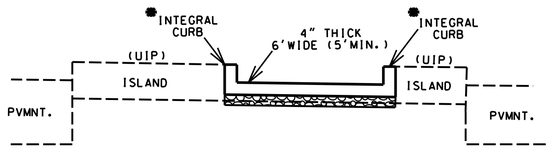

* INTEGRAL CURB IS PAID FOR WITH THE 4" CONC. SIDEWALK PAY ITEM.
INTEGRAL CURB IS PAID AS 1' ADDITIONAL SIDEWALK WIDTH (EX. 6'SIDEWALK PAID AS 7')
(0.11 SY/LF OF CURB)

ADA LIBRARY TYPICAL

MODIFIED SIDEWALK AND SIDEWALK CUT-THRUs

TYPICAL SHEET 9 OF 10

STATE OF MISSOURI
SEAN LEE MATLOCK
NUMBER PE-27133
PROFESSIONAL ENGINEER

DATE PREPARED: 02/23/2024
ROUTE: BL49 | STATE: MO
DISTRICT: SW | SHEET NO.: 2
COUNTY: JASPER
JOB NO.: J7S3430
CONTRACT ID.:
PROJECT NO.:
BRIDGE NO.:

DESCRIPTION | DATE

MISSOURI HIGHWAYS AND TRANSPORTATION COMMISSION
105 WEST CAPITOL
JEFFERSON CITY, MO 65102
1-888-ASK-MODOT (1-888-275-6636)

ANDERSON ENGINEERING
EMPLOYEE OWNED
ENGINEERS - SURVEYORS - LABORATORIES - DRILLING
918 31st • P.O. BOX 2881 • JOPLIN, MISSOURI 64803 • (417) 624-6778
ANDERSON CO# 000082 - ANDREW CO#ART. #'s# 2009081171-2010-0172

IF A SEAL IS PRESENT ON THIS SHEET IT HAS BEEN ELECTRONICALLY SEALED AND DATED.

NOT TO SCALE

5'X5' PASSING AREA

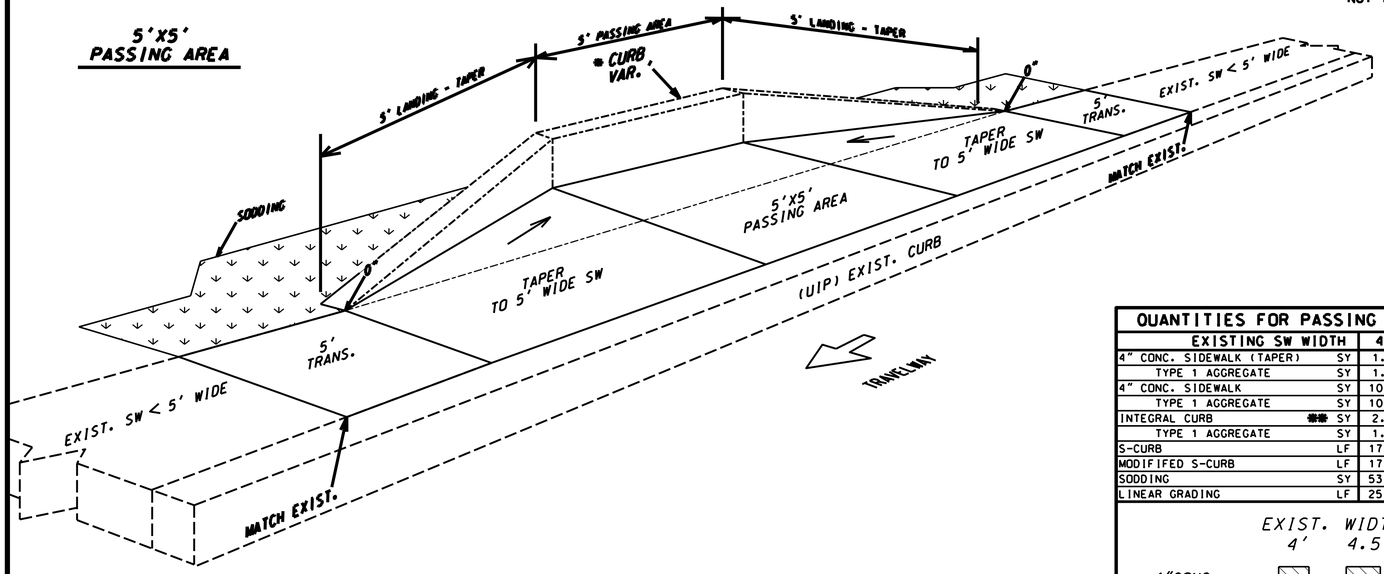

NOTES:

1. PASSING AREA REQUIRED EVERY 200' ON SIDEWALK THAT IS LESS THAN 5' WIDE.
2. * CURB MAY OR MAY NOT BE NEEDED DEPENDING ON FIELD CONDITIONS. IF CURB IS NEEDED, THE CURB HEIGHT WILL VARY DEPENDING ON FIELD CONDITIONS. (INTEGRAL CURB, S-CURB OR MOD. S-CURB).
3. S-CURB OVER 12" TALL IS PAID FOR AS 'MODIFIED S-CURB' AND REQUIRES REINFORCEMENT (NO DIRECT PAY). SEE DETAIL THIS SHEET.
4. ** INTEGRAL CURB IS PAID FOR IN THE 4" CONC. SIDEWALK PAY ITEM. PAID AS 1' ADDITIONAL SIDEWALK WIDTH. (EX. 6' SW PAID AS 7') (0.11 SY/LF OF CURB)

QUANTITIES FOR PASSING AREAS

EXISTING SW WIDTH		4'	4.5'
4" CONC. SIDEWALK (TAPER)	SY	1.3	0.7
TYPE 1 AGGREGATE	SY	1.3	0.7
4" CONC. SIDEWALK	SY	10.4	11.7
TYPE 1 AGGREGATE	SY	10.4	11.7
INTEGRAL CURB **	SY	2.0	2.0
TYPE 1 AGGREGATE	SY	1.0	1.0
S-CURB	LF	17.2	16.0
MODIFIED S-CURB	LF	17.2	16.0
SODDING	SY	53.0	53.0
LINEAR GRADING	LF	25.0	25.0

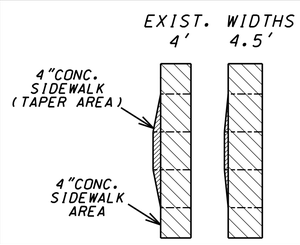

REVISED: 2022-05-18

MODIFIED S-CURB
> 12" TALL (2'-6" MAX.)

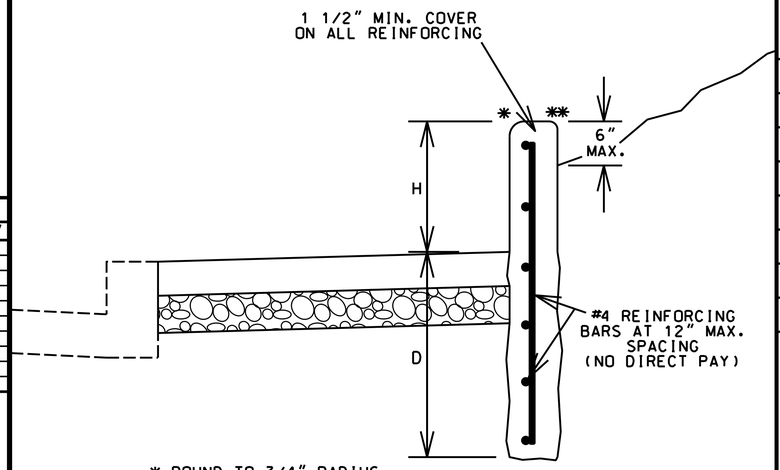

* ROUND TO 3/4" RADIUS
** ROUND TO 1/4" RADIUS
H = 2'-6" MAX. (30")
D = BURY DEPTH (FORMING NOT REQUIRED)
THIS SHALL BE 18 INCHES OR "H" WHICHEVER IS GREATER.
VERTICAL REINFORCING LENGTHS VARY AS NEEDED.
DEPTH MAY BE REDUCED IF KEYED 6" IN ROCK

NOT TO SCALE

BUS STOP WITH BENCH

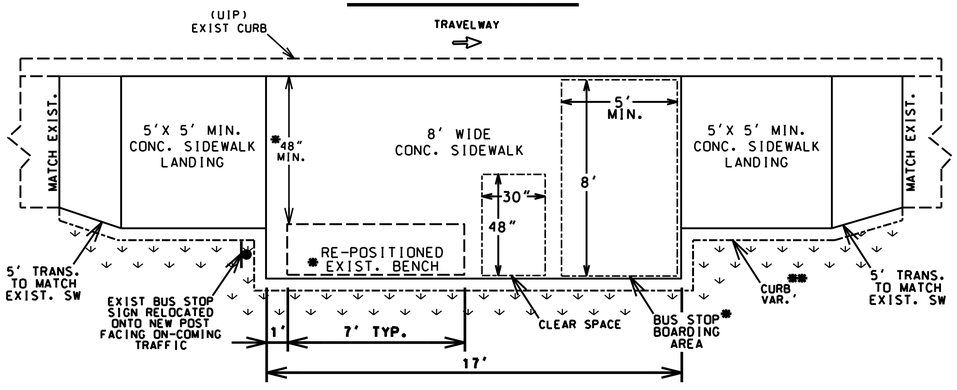

NOTES:

* 1. THE RE-POSITIONED BENCH SHALL NOT BE PLACED ON THE 5'X8' BUS STOP BOARDING AREA. PLACE THE BACK OF THE BENCH AT THE BACK EDGE OF THE CONC. PAD TO PROVIDE MAX. CLEARANCE.

** 2. CURB USAGE DEPENDS ON FIELD CONDITIONS. IF CURB IS NEEDED DUE TO CUT, THE CURB HEIGHT WILL VARY DEPENDING ON FIELD CONDITIONS. (INTEGRAL CURB, S-CURB OR MOD. S-CURB).

3. S-CURB OVER 12" TALL IS PAID FOR AS 'MODIFIED S-CURB' AND REQUIRES REINFORCEMENT (NO DIRECT PAY). SEE DETAIL THIS SHEET.

*** 4. INTEGRAL CURB IS PAID FOR IN THE 4" CONC. SIDEWALK PAY ITEM. INTEGRAL CURB PAID AS 1' ADDITIONAL SIDEWALK WIDTH. (EX. 6'SW PAID AS 7') (0.11 SY/LF OF CURB)

BUS STOP WITHOUT BENCH

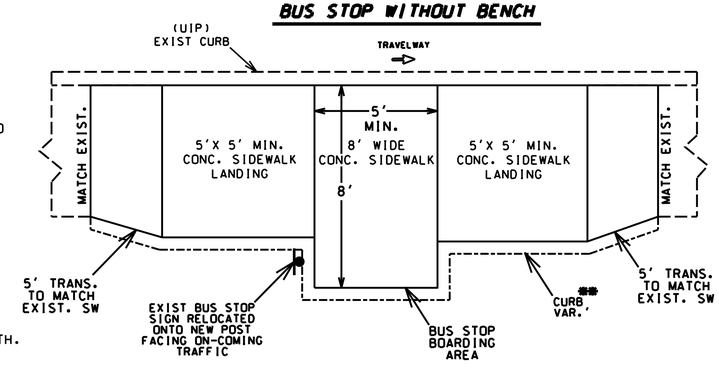

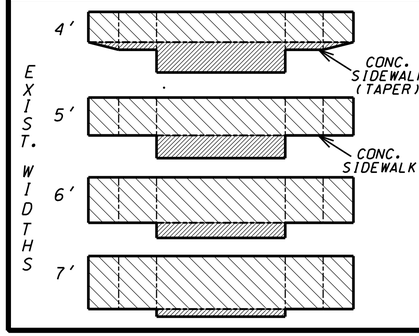

QUANTITIES FOR BUS STOPS WITH BENCH

EXISTING SW WIDTH		4'	5'	6'	7'
4" CONC. SIDEWALK (TAPER)	SY	9.3	5.8	3.9	1.9
TYPE 1 AGGREGATE	SY	9.3	5.8	3.9	1.9
4" CONC. SIDEWALK	SY	16.5	20.4	24.3	28.2
TYPE 1 AGGREGATE	SY	16.5	20.4	24.3	28.2
INTEGRAL CURB ***	SY	5.4	3.4	3.2	2.9
TYPE 1 AGGREGATE	SY	2.7	1.7	1.6	1.5
S-CURB	LF	43.5	27.0	25.0	23.0
MODIFIED S-CURB	LF	43.5	27.0	25.0	23.0
SODDING	SY	10.6	10.4	9.8	9.4
LINEAR GRADING	LF	37.0	37.0	37.0	37.0

NOT TO SCALE

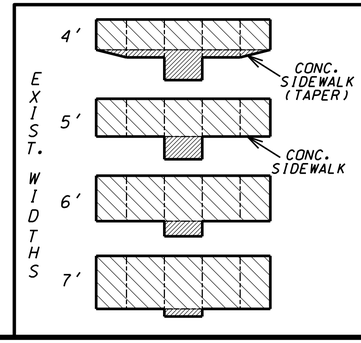

QUANTITIES FOR BUS STOPS - NO BENCH

EXISTING SW WIDTH		4'	5'	6'	7'
4" CONC. SIDEWALK (TAPER)	SY	3.9	1.8	1.3	0.7
TYPE 1 AGGREGATE	SY	3.9	1.8	1.3	0.7
4" CONC. SIDEWALK	SY	10.4	12.9	15.5	18.0
TYPE 1 AGGREGATE	SY	10.4	12.9	15.5	18.0
INTEGRAL CURB ***	SY	3.8	2.0	1.8	1.6
TYPE 1 AGGREGATE	SY	1.9	1.0	0.9	0.8
S-CURB	LF	31.0	15.0	13.0	11.0
MODIFIED S-CURB	LF	31.0	15.0	13.0	11.0
SODDING	SY	7.6	7.4	6.8	6.4
LINEAR GRADING	LF	25.0	25.0	25.0	25.0

ADA LIBRARY TYPICAL

PASSING AREAS, BUS STOPS, AND MODIFIED S-CURB

TYPICAL SHEET 10 OF 10

STATE OF MISSOURI
SEAN LEE MATLOCK
NUMBER PE-27133
PROFESSIONAL ENGINEER

DATE PREPARED: 02/23/2024
ROUTE: BL49 | STATE: MO
DISTRICT: SW | SHEET NO.: 2
COUNTY: JASPER
JOB NO.: J7S3430
CONTRACT ID.:
PROJECT NO.:
BRIDGE NO.:

DESCRIPTION	DATE

IF A SEAL IS PRESENT ON THIS SHEET IT HAS BEEN ELECTRONICALLY SEALED AND DATED.

MISSOURI HIGHWAYS AND TRANSPORTATION COMMISSION
105 WEST CAPITOL
JEFFERSON CITY, MO 65102
1-888-ASK-MODOT (1-888-275-6636)

ANDERSON ENGINEERING
EMPLOYEE OWNED
ENGINEERS - SURVEYORS - LABORATORIES - DRILLING
816 S. KIMBALL AVE. KANSAS CITY, MISSOURI 64130 PHONE: (417) 334-3112
ANDERSON COA# 000062 - ANDREW ECKHART, PE# 2009019117

REMOVAL OF IMPROVEMENTS (COST SHARE)

ROADWAY	STA.	STA.	LOC.	QTY.	DESCRIPTION
BL49	137+46.2	138+19.5	LT	1	24" X 73' PIPE
BL49	137+47	138+00	RT	1	35.3 SY SIDEWALK
BL49	137+49.3	137+69.3	LT	1	16.1 SY SIDEWALK
BL49-15TH	137+85.8	8+86.6	RT	1	257' CURB & GUTTER
BL49	138+02	138+16	LT	1	7.8 SY SIDEWALK
BL49	137+21.5		45.1' LT	1	4' MANHOLE
BL49	138+23	138+40	47.5' LT	1	18' X 24" CPP
BL49	138+40		48.5' LT	1	24" FES
BL49	139+53.3		49.5' LT	1	PULL BOX
BL49-15TH	139+75	11+00	LT	1	110' CURB & GUTTER
BL49	139+80		42.6' LT	1	SIGNALS, SIGNS, POLE, & BASE
BL49	139+93		32.2' RT	1	24.8 SY ISLAND
BL49	139+95.4		69.8' LT	1	POWER SUPPLY
BL49	139+97		38.2' RT	1	PULL BOX
BL49	139+98.7		53.6; LT	1	PULL BOX
BL49	139+99		43.8' RT	1	SIGNALS, SIGNS, POLE, & BASE
BL49	140+00		65.6' LT	1	SIGNAL CONTROLER & BASE
BL49	140+57.2		41.2' RT	1	SIGNALS, SIGNS, POLE, & BASE
BL49	140+59.8		36.4' RT	1	PULL BOX
BL49	140+60.3		32.2' RT	1	20.4 SY ISLAND
BL49	140+66.4		53.4' LT	1	CONCRETE PAD
BL49	140+74.1		52.3' LT	1	SIGNALS, SIGNS, POLE, & BASE
BL49	140+82.8		51.0' LT	1	PULL BOX
BL49	140+99.6		54.2' LT	1	PULL BOX
BL49	142+40.1		RT	1	44 SY ENTRANCE & CURB
BL49	142+50.3	142+76.6	37.4' RT	1	14.4 SY SIDEWALK
BL49	142+68.1		LT	1	134.6 SY ENTRANCE & CURB
BL49	142+90.6		RT	1	106.1 SY ENTRANCE & CURB
BL49	142+92.5	143+14.6	49.5' LT	1	12.2 SY SIDWALK
BL49	143+04.5	143+28.3	37.4' RT	1	13.3 SY SIDEWALK
15TH-BL49	8+47.9	142+20.4	RT	1	248' CURB & GUTTER
15TH-BL49	11+96.2	141+51.6	RT	1	242' CURB & GUTTER
15TH	10+80.55	11+00.73	LT	1	8 SY OF PARKING LOT
15TH	10+31.37	11+80.00	CL	1	1381 SY EXIST ASPHALT ROAD
BL49 & 15TH				1	1575 F.T. OF SAW CUTS
			LUMP SUM	1	

REMOVAL OF IMPROVEMENTS (CITY OF JOPLIN)

ROADWAY	STA.	STA.	LOC.	QTY.	DESCRIPTION
15TH	11+95.71	12+35.35	35.55' RT	1	89.2 SY ENTRANCE & CURB
15TH	12+53.93	13+09.17	46.8' LT	1	84.1 SY ENTRANCE & CURB
15TH	13+38.69	13+69.50	31.48' RT	1	50.7 SY ENTRANCE & CURB
15TH	13+88.26	14+15.05	40.8' LT	1	51.7 SY ENTRANCE & CURB
15TH	14+29.09	14+45.20	38.2' LT	1	49.1 SY ENTRANCE & CURB
15TH	14+76.71	14+92.48	32.8' LT	1	45.8 SY ENTRANCE & CURB
15TH	15+92.83	16+52.22	25.4' RT	1	79.5 SY ENTRANCE & CURB
15TH	15+94.35	16+37.91	27.8' LT	1	91.1 SY ENTRANCE & CURB
15TH	11+80.00	16+82.80	CL	1	2092 SY EXIST ASPHALT ROAD
			LUMP SUM	1	

EARTHWORK (COST SHARE)

STA.	STA.	LOCATION	UNCLASSIFIED EXCAVATION (C.Y.)	COMPACTING EMBANKMENT (C.Y.)	REMARKS
137+50.00	138+00.00	BL49	13.4	0.0	
138+00.00	138+50.00	BL49	22.1	13.9	
138+50.00	139+00.00	BL49	17.9	25.8	
139+00.00	139+50.00	BL49	23.8	18.0	
139+50.00	140+00.00	BL49	73.3	6.0	
140+00.00	140+50.00	BL49	98.6	0.0	
140+50.00	141+00.00	BL49	83.5	0.0	
141+00.00	141+50.00	BL49	68.2	0.9	
141+50.00	142+00.00	BL49	31.2	1.4	
142+00.00	142+50.00	BL49	32.1	0.5	
142+50.00	143+00.00	BL49	39.8	0.0	
143+00.00	143+30.00	BL49	8.5	0.0	
10+00.00	10+50.00	15TH ST.	191.5	0.0	
10+50.00	11+00.00	15TH ST.	323.6	0.6	
11+00.00	11+50.00	15TH ST.	218.8	1.0	
		TOTAL	1246.3	68.1	
		USE	1246	68	

EARTHWORK (CITY OF JOPLIN)

STA.	STA.	LOCATION	UNCLASSIFIED EXCAVATION (C.Y.)	COMPACTING EMBANKMENT (C.Y.)	REMARKS
10+00.00	10+50.00	15TH ST.	192.0	0.0	
10+50.00	11+00.00	15TH ST.	324.0	1.0	
11+00.00	11+50.00	15TH ST.	219.0	1.0	
11+50.00	12+00.00	15TH ST.	166.9	0.5	
12+00.00	12+50.00	15TH ST.	142.4	4.9	
12+50.00	13+00.00	15TH ST.	150.2	11.4	
13+00.00	13+50.00	15TH ST.	141.4	6.7	
13+50.00	14+00.00	15TH ST.	127.7	1.9	
14+00.00	14+50.00	15TH ST.	124.9	2.1	
14+50.00	15+00.00	15TH ST.	100.3	6.7	
15+00.00	15+50.00	15TH ST.	95.4	12.4	
15+50.00	16+00.00	15TH ST.	107.0	6.1	
16+00.00	16+50.00	15TH ST.	102.2	4.6	
16+50.00	17+00.00	15TH ST.	41.0	4.6	
		TOTAL	2034.3	63.9	
		USE	2034	64	

PAVEMENT EDGE TREATMENT (COST SHARE)

STA.	STA.	LOC.ATION	LENGTH (LF)	REMARKS
137+53.72	141+51.62	BL49 LT	397.9	
		TOTAL	397.9	
		USE	398	

CONTRACTOR FURNISHED SURVEYING AND STAKING

1 LUMP SUM

MOBILIZATION

1 LUMP SUM

TURF TYPE TALL FESCUE SODDING

800 SY

COMPACTING IN CUT (COST SHARE)

STA.	STA.	RTE.	(STA)	REMARKS
10+31.30	11+80.00	15th	1.5	
		TOTAL	1.5	
		USE	1.5	

COMPACTING IN CUT (CITY OF JOPLIN)

STA.	STA.	RTE.	(STA)	REMARKS
11+80.00	16+84.09	15th	5.0	
		TOTAL	5.0	
		USE	5.0	

SUMMARY OF QUANTITIES
SHEET 1 OF 9

STATE OF MISSOURI
SEAN LEE MATLOCK
NUMBER PE-27133
PROFESSIONAL ENGINEER

DATE PREPARED 2/23/2024
ROUTE BL 49 | STATE MO
DISTRICT SW | SHEET NO. 3
COUNTY JASPER
JOB NO. J7S3430
CONTRACT ID.
PROJECT NO.
BRIDGE NO.

DATE | DESCRIPTION

IF A SEAL IS PRESENT ON THIS SHEET IT HAS BEEN ELECTRONICALLY SEALED AND DATED.

MISSOURI HIGHWAYS AND TRANSPORTATION COMMISSION
105 WEST CAPITOL
JEFFERSON CITY, MO 65102
1-888-ASK-MODOT (1-888-275-6636)

ANDERSON ENGINEERING
EMPLOYEE OWNED
ENGINEERS - SURVEYORS - LABORATORIES - DRILLING
518 THOMAS ST. JOPLIN, MISSOURI 64801 (417) 624-6910
ANDERSON COA# 000082 - ANDREW EGHART, PE# 2009018717

PAVEMENT MARKING REMOVAL (COST SHARE)

ROADWAY	STA.	STA.	LOC.	QTY. (LF)	SYMBOLS (EA)	DESCRIPTION
BL49	137+53	139+75	LT	222		222' EOP STRIPING
BL49	138+78	140+04	30' RT	129		129' RT TURN LANE LINE
BL49	138+85	139+39	RT	54		54' EOP STRIPING
BL49	138+78	139+95	18' RT	117		117' THROUGH LANE LINE
BL49	138+78	139+95	6' RT	117		117' LT TURN LANE LINE
BL49	138+78	139+78	8' LT	117		117' DOUBLE YELLOW CENTER LINE
BL49	139+78		CL	14		14' LEFT TURN STOP BAR
BL49	139+95		6' RT	24		24' STOP BAR
BL49	139+70	140+04	RT	69		STRIPING AROUND ISLAND
BL49	140+50	140+78	RT	60		STRIPING AROUND ISLAND
BL49	140+86		LT	34		34' STOP BAR
BL49	140+86	141+83	8' LT	97		97' LT TURN LANE LINE
BL49	140+86	141+83	20' LT	97		97' THROUGH LANE LINE
BL49	140+86	141+83	31' LT	97		97' RT TURN LANE LINE
BL49	140+86	143+08	42' LT	215		215' EOP STRIPING
BL49	140+93		CL	14		14' STOP BAR
BL49	140+93	141+83	6' RT	90		90' DOUBLE YELLOW CENTER LINE
BL49	141+16	143+23	30' RT	207		207' EOP STRIPING
BL49	141+65		CL		1	LT TURN ARROW
BL49	141+65		36' LT		1	RT TURN ARROW
15TH	8+54	9+70	RT	116		116' RT TURN LANE LINE
15TH	8+54	9+60	6' RT	106		106' LT TURN LANE LINE
15TH	8+54	9+60	5' LT	106		106' DOUBLE YELLOW CENTER LINE
15TH	9+60		CL	26		26' STOP BAR
			TOTAL	2128	2	

SAW CUTS (CITY OF JOPLIN)

STA.	STA.	RTE.	DESCRIPTION	SAW CUT (LF)	REMARKS
11+95.71	12+35.35	15th	35.55' RT	39.6	ENTRANCE & CURB
12+53.93	13+09.17	15th	46.8' LT	61.6	ENTRANCE & CURB
13+38.69	13+69.50	15th	31.48' RT	30.8	ENTRANCE & CURB
13+88.26	14+15.05	15th	40.8' LT	26.8	ENTRANCE & CURB
14+29.09	14+45.20	15th	38.2' LT	14.4	ENTRANCE & CURB
14+76.71	14+92.48	15th	32.8' LT	15.2	ENTRANCE & CURB
15+92.83	16+52.22	15th	25.4' RT	60.1	ENTRANCE & CURB
15+94.35	16+37.91	15th	27.8' LT	53.6	ENTRANCE & CURB
16+82.82		15th	CENTER LINE	68.8	ENTRANCE & CURB
			TOTAL	370.9	NO DIRECT PAY SEE REMOVALS TABLE

STORM JUNCTION BOX (COST SHARE)

STA.	ROUTE	OFFSET	SIZE	QTY 4 X 7 (EA.)	TYPE 3 FRAME & COVER (EA.)	DEPTH (FT.)	PIPE OPENING (#-Size)	CLASS 3 EXC. (CY)
138+21.41	BL49	47.07' LT	4 X 7	1	1	4.5	3 - 24" RCP	14.7
							1 - 18" RCP	
			TOTAL	1	1		TOTAL	14.7
			USE	1	1		USE	15

ENTRANCES (COST SHARE)

STA.	RTE.	LOCATION	WIDTH (FT.)	RADIUS (FT.)	GRADE (%)	8" PAVED APPROACH (SY)	4" TYPE 5 AGGREGATE (SY)	CLASS 1 LINEAR GRADING (STA)	REMARKS
137+85.64	BL49	LT	27.75	19.5	2.6	86.3	86.3	0.2	
142+40.10	BL49	RT	18	11.5	-3.2	44.0	44.0	0.2	
142+68.13	BL49	LT	40	20	13.0	134.6	134.6	0.2	
					TOTAL	264.9	264.9	0.6	
					USE	264.9	265	0.6	

ENTRANCES (CITY OF JOPLIN)

STA.	RTE.	LOCATION	WIDTH (FT.)	RADIUS (FT.)	GRADE (%)	8" PAVED APPROACH (SY)	4" TYPE 5 AGGREGATE (SY)	CLASS 1 LINEAR GRADING (STA)	REMARKS
12+15.78	15TH	RT	38.0	14.5	-0.78	89.2	89.2	0.2	
12+65.94	15TH	LT	32.0		15.7	106.2	106.2	0.2	14.5 & 9.5 RADIUS
13+54.00	15TH	RT	30.0	9.5	-13.55	50.6	50.6	0.1	
13+94.25	15TH	LT	9.0		11.66	51.7	51.7	0.2	14.5 & 11.5 RADIUS
14+31.85	15TH	LT	9.3	11.5	5.69	48.8	48.8	0.2	
14+76.60	15TH	LT	9.8	11.5	-0.58	45.8	45.8	0.2	
16+16.17	15TH	LT	40.0	14.5	2.01	89.0	89.0	0.2	
16+16.17	15TH	RT	41.0		12.68	79.5	79.5	0.1	14.25 & 14.5 RADIUS
					TOTAL	560.8	560.8	1.4	
					USE	560.8	561	1.4	

SAW CUTS (COST SHARE)

STA.	STA.	RTE.	DESCRIPTION	SAW CUT (LF)	REMARKS
137+49.32		BL49	LT	5.0	SIDEWALK
137+53.72	141+51.62	BL49	31.4' LT	409.0	
137+53.72		BL49	LT CURB	3.0	
137+85.67		BL49	RT CURB	3.0	
137+85.67	8+86.83	BL49	RT CURB	260.8	FROM BL49 TO 15TH
137+73.06	137+98.23	BL49	51.38' LT	25.2	ENTRANCE & CURB
141+51.62		BL49	LT CURB	3.0	
142+31.90	142+49.90	BL49	45' RT	18.0	ENTRANCE & CURB
142+48.13	142+88.13	BL49	65' LT	40.0	ENTRANCE & CURB
142+75.89	143+01.89	BL49	57' RT	26.0	ENTRANCE & CURB
142+28.12		BL49	LT CURB	3.0	
143+07.92		BL49	LT CURB	3.0	
143+22.97		BL49	RT CURB	3.0	
143+14.56		BL49	LT	5.0	SIDEWALK
143+28.34		BL49	RT	5.0	SIDEWALK
8+47.87		15th	RT CURB	3.0	
8+47.87	143+22.97	15th	RT CURB	354.7	FROM 15 TH TO BL49
8+86.83		15th	LT CURB	3.0	
9+06.16		15th	LT	4.4	SIDEWALK
9+09.13		15th	RT	5.0	SIDEWALK
10+80.55	11+00.73	15th	60.56'-53.55' LT	21.4	ACROSS PARKING LOT
			TOTAL	1203.5	NO DIRECT PAY SEE REMOVALS TABLE

SUMMARY OF QUANTITIES
SHEET 2 OF 9

STATE OF MISSOURI
SEAN LEE MATLOCK
NUMBER PE-27133
PROFESSIONAL ENGINEER

DATE PREPARED
2/23/2024

ROUTE	STATE
BL 49	MO
DISTRICT	SHEET NO.
SW	3

COUNTY
JASPER

JOB NO.
J7S3430

CONTRACT ID.

PROJECT NO.

BRIDGE NO.

IF A SEAL IS PRESENT ON THIS SHEET IT HAS BEEN ELECTRONICALLY SEALED AND DATED.

DESCRIPTION	DATE

MISSOURI HIGHWAYS AND TRANSPORTATION COMMISSION
105 WEST CAPITOL
JEFFERSON CITY, MO 65102
1-888-ASK-MODOT (1-888-275-6636)

ANDERSON ENGINEERING
EMPLOYEE OWNED
ENGINEERS - SURVEYORS - LABORATORIES - DRILLING

CONCRETE SIDEWALKS (COST SHARE)

STA.	STA.	RTE.	WIDTH (FT.)	LOCATION	4" CONCRETE SIDEWALK (SY)	4" TYPE 5 AGGREGATE (SY)	CURB RAMP AREA (SY)	CURB RAMP TYPE	TRUNCATED DOMES (SF)	REMARKS
137+47.14	137+62.47	BL49	6	RT		7.8	7.8	1-C		CURB RAMP
137+62.47	137+93.87	BL49	5	RT	17.4	17.4				
137+49.32	137+55.40	BL49	5	LT	3.4	3.4				
137+55.40	137+69.72	BL49	6	LT		7.5	7.5	1-C		CURB RAMP
137+93.87	138+31.80	BL49	VARIES	RT	21.8	21.8				
138+01.57	138+15.88	BL49	6	LT		7.5	7.5	1-C		CURB RAMP
138+31.80	139+04.51	BL49	6	RT	48.4	48.4				
139+04.51	139+06.76	BL49	VARIES	RT	1.6	1.6				
139+06.76	139+26.55	BL49	5	RT	11.5	11.5				
139+26.55	139+28.75	BL49	VARIES	RT	1.6	1.6				
138+01.95	138+15.88	BL49	6	LT		7.4	7.4	1-C		CURB RAMP
138+15.88	139+30.16	BL49	5	LT	63.5	63.5				
139+30.16	139+36.15	BL49	VARIES	LT	1.6	1.6				
139+36.15	139+61.21	BL49	6	LT	21.1	21.1				139+61.21 = 10+55.22 15TH ST
10+55.22	10+73.65	15TH	6.5	LT		15.8	15.8	1-D		CURB RAMP
10+73.65	11+16.33	15TH	6.5	LT	33.1	33.1				
11+16.33	11+37.05	15TH	6	LT	14.2	14.2				
11+37.05	11+63.27	15TH	5	LT	14.6	14.6				
11+63.27	11+66.77	15TH	VARIES	LT	1.4	1.4				
139+28.75	139+63.72	BL49	6	RT	25.3	25.3				139+63.72 = 9+40.73 15TH ST
140+76.49	140+94.83	BL49	6.5	LT		15.7	15.7	1-D	10.0	CURB RAMP
140+94.83	141+51.62	BL49	6	LT	39.6	39.6				AROUND CORNER
141+51.62	142+29.94	BL49	5	LT	43.5	43.5				
140+93.06	141+52.57	BL49	6	RT	43.6	43.6				140+93.06 = 9+46.06 15TH ST
141+52.57	142+19.73	BL49	5	RT	37.3	37.3				
142+19.73	142+31.71	BL49	6	RT		6.8	6.8	1-C		CURB RAMP
142+29.94	142+44.37	BL49	6	LT		7.6	7.6	1-C		CURB RAMP
142+50.28	142+74.93	BL49	6	RT	14.0	14.0				
142+91.88	143+06.32	BL49	6	LT		7.6	7.6	1-C		CURB RAMP
143+06.94	143+21.26	BL49	6	RT		7.5	7.5	1-C		CURB RAMP
143+06.32	143+14.56	BL49	5	LT	4.6	4.6				MATCH EXIST.
143+21.26	143+28.34	BL49	5	RT	3.9	3.9				MATCH EXIST.
9+06.16	9+11.64	15TH	4.37	LT	2.7	2.7				
9+09.13	9+12.73	15TH	5	RT	2.2	2.2				
9+11.64	9+22.05	15TH	VARIES	LT	7.6	7.6				
9+22.05	9+26.88	15TH	6	LT	4.5	4.5				
9+12.73	9+31.18	15TH	6	RT	14.7	14.7				
9+26.88	9+40.73	15TH	6.5	LT		15.9	15.9	1-D	10.0	CURB RAMP
9+31.18	9+46.06	15TH	6.5	RT		15.8	15.8	1-D	10.0	CURB RAMP
10+73.50	11+05.16	15TH	6	RT	26.3	26.3				140+76.49 = 10+73.50 15TH
11+05.16	11+63.27	15TH	5	RT	32.5	32.5				
11+63.27	11+66.77	15TH	VARIES	RT	1.4	1.4				
									30.0	NW ISLAND
									30.0	SW ISLAND
									30.0	SE ISLAND
									30.0	NE ISLAND
				TOTAL	558.9	681.4	122.9		150.00	
				USE	558.9	681	122.9		150.0	

SUMMARY OF QUANTITIES
SHEET 3 OF 9

STATE OF MISSOURI
SEAN LEE MATLOCK
NUMBER PE-27133
PROFESSIONAL ENGINEER

DATE PREPARED 2/23/2024
ROUTE BL 49 | STATE MO
DISTRICT SW | SHEET NO. 3
COUNTY JASPER
JOB NO. J7S3430
CONTRACT ID.
PROJECT NO.
BRIDGE NO.

DESCRIPTION | DATE

IF A SEAL IS PRESENT ON THIS SHEET IT HAS BEEN ELECTRONICALLY SEALED AND DATED.

MISSOURI HIGHWAYS AND TRANSPORTATION COMMISSION
105 WEST CAPITOL
JEFFERSON CITY, MO 65102
1-888-ASK-MODOT (1-888-275-6636)

ANDERSON ENGINEERING
EMPLOYEE OWNED

CONCRETE SIDEWALKS (CITY OF JOPLIN)

STA.	STA.	RTE.	WIDTH (FT.)	LOCATION	4" CONCRETE SIDEWALK (SY)	4" TYPE 5 AGGREGATE (SY)	CURB RAMP AREA (SY)	CURB RAMP TYPE	TRUNCATED DOMES (SF)	REMARKS
11+66.77	12+38.54	15TH		LT	39.7	39.7				
11+81.57	11+94.55	15TH	6	RT		7.1	7.1	1-C		CURB RAMP
12+36.56	12+47.53	15TH	6	RT		5.8	5.8	1-C		CURB RAMP
12+38.54	12+51.30	15TH	6	LT		7.0	7.0	1-C		CURB RAMP
12+47.53	13+23.19	15TH	5	RT	42.0	42.0				
12+89.38	12+98.50	15TH	6	LT		5.2	5.2	1-C		CURB RAMP
12+98.50	13+67.56	15TH	5.5	LT	42.6	42.6				
13+67.56	13+71.04	15TH	VARIES	LT	1.6	1.6				
13+71.04	13+76.00	15TH	5.5	LT	3.0	3.0				
13+23.19	13+38.73	15TH	6.5	RT		10.1	10.1	1-A		CURB RAMP
13+69.46	13+85.00	15TH	6.5	RT		10.1	10.1	1-A		CURB RAMP
13+85.00	13+86.27	15TH	6.5	RT	0.9	0.9				
13+86.27	13+89.72	15TH	VARIES	RT	1.2	1.2				
13+76.00	13+86.65	15TH	6	LT		5.6	5.6	1-C		CURB RAMP
13+89.72	15+11.06	15TH	6.5	RT	87.6	87.6				
15+11.06	15+14.55	15TH	VARIES	RT	1.2	1.2				
15+14.55	15+66.27	15TH	6.5	RT	37.4	37.4				
15+66.27	15+71.30	15TH	VARIES	RT	3.7	3.7				
14+03.22	14+27.50	15TH	6	LT	13.2	13.2				
14+43.79	14+74.61	15TH	6	LT	21.8	21.8				INCL. SW THAT TEES IN
14+91.13	15+00.97	15TH	6	LT		5.4	5.4	1-C		CURB RAMP
15+00.97	15+08.43	15TH	5	LT	4.2	4.2				
15+08.43	15+11.85	15TH	VARIES	LT	1.3	1.3				
15+11.85	15+85.57	15TH	5	LT	41.0	41.0				
15+71.30	15+81.65	15TH	5.5	RT	6.3	6.3				
15+82.24	15+93.01	15TH	6	RT		5.6	5.6	1-C		CURB RAMP
15+85.57	15+95.77	15TH	6	LT		5.7	5.7	1-C		CURB RAMP
16+36.62	16+47.39	15TH	6	LT		6.0	6.0	1-C		CURB RAMP
16+39.78	16+76.68	15TH	6	RT	20.8	20.8				
16+47.38	16+66.90	15TH	5	LT	11.3	11.3				
16+66.90	16+78.48	15TH	6	LT		6.0	6.0	1-C		CURB RAMP
				TOTAL	380.8	460.4	79.6		0.00	
				USE	380.8	460	79.6		0.0	

8" THICK CONCRETE MEDIAN STRIP (COST SHARE)

STA.	STA.	RTE.	LOCATION	AREA (SY)	REMARKS
139+84.47		BL49	RT	6.9	
139+99.61		BL49	RT	4.5	
139+99.66		BL49	RT	1.4	
139+87.13		BL49	LT	9.2	
140+02.44		BL49	LT	4.5	
140+02.57		BL49	LT	17.9	
140+53.60		BL49	RT	8.1	
140+53.66		BL49	RT	2.8	
140+67.28		BL49	RT	3.4	
140+54.44		BL49	LT	4.6	
140+54.50		BL49	LT	7.9	
140+83.53		BL49	LT	11.5	
			TOTAL	82.7	
			USE	82.7	

CONCRETE CURB AND GUTTER (CITY OF JOPLIN)

STA.	STA.	RTE.	LOCATION	CURB AND GUTTER MODOT TYPE B (LF)	CURB AND GUTTER JOPLIN TYPE C (LF)	TYPE S CURB (LF)	6" TYPE 5 AGGREGATE (SY)	REMARKS
11+81.28	141+51.62	15TH	RT TO LT	202			101.0	15TH TO BL49
12+49.82	13+29.19	15TH	RT		79.4		22.0	
12+98.19	13+71.85	15TH	LT		74.2		20.6	
13+79.00	15+77.18	15TH	RT		204.2		56.7	
14+98.21	15+94.35	15TH	LT			112.0		
16+37.91	16+71.72	15TH	LT			47.0		
16+48.56	16+64.06	15TH	LT		15.5		4.3	
16+54.57	16+61.27	15TH	RT		6.7		1.9	
			TOTAL	202.0	380.0	159.0	206.5	
			USE	202	380	159	207	

CONCRETE CURB AND GUTTER (COST SHARE)

STA.	STA.	RTE.	LOCATION	CURB AND GUTTER MODOT TYPE B (LF)	CURB AND GUTTER JOPLIN TYPE C (LF)	TYPE S CURB (LF)	6" TYPE 5 AGGREGATE (SY)	REMARKS
137+85.67	8+86.83	BL49	RT	256.5			128.3	BL49 TO 15TH
138+17.57	12+38.46	BL49	LT	346			173.0	BL49 TO 15TH
142+61.40	142+61.97	BL49	RT	0.6			0.30	
8+47.87	142+20.40	15TH	RT	247.6			123.8	15TH TO BL49
10+80.55	11+00.73	15TH	LT			21.4		ACROSS PARKING LOT
			TOTAL	850.7	0.0	21.4	425.4	
			USE	851	0	21	425	

SUMMARY OF QUANTITIES
SHEET 4 OF 9

STATE OF MISSOURI
SEAN LEE MATLOCK
NUMBER PE-27133
PROFESSIONAL ENGINEER

DATE PREPARED 2/23/2024
ROUTE BL 49 | STATE MO
DISTRICT SW | SHEET NO. 3
COUNTY JASPER
JOB NO. J7S3430
CONTRACT ID.
PROJECT NO.
BRIDGE NO.

DESCRIPTION | DATE

IF A SEAL IS PRESENT ON THIS SHEET IT HAS BEEN ELECTRONICALLY SEALED AND DATED.

MISSOURI HIGHWAYS AND TRANSPORTATION COMMISSION
105 WEST CAPITOL
JEFFERSON CITY, MO 65102
1-888-ASK-MODOT (1-888-275-6636)

ANDERSON ENGINEERING
EMPLOYEE OWNED
ENGINEERS - SURVEYORS - LABORATORIES - DRILLING

RIGID CONDUIT , CABLE-CONDUIT, & POWER CABLE (COST SHARE)

FROM	TO	CENTER TO CENTER DISTANCE	TRENCHED 2" (FT.)	TRENCHED 3" (FT.)	PUSHED 4" (FT.)	POWER 1c #8 (FT)	1" CABLE-CONDUIT 2 CONDUCTORS (W/1 BARE NEUTRAL) #8 AWG (FT)	CABLE-CONDUIT TRENCHING TYPE 1 (FT)	POLE & BRACKET 1c #10 (FT.)	REMARKS
PWR	CONT	8	14			96				POWER TO CONTROLLER
CONT	PB 7	8		22						2-3" TRENCHED CONDUIT
PB 7	PB 8	99			97					CIRCUIT 1
PB 9	PB 10	85			83					CIRCUIT 2
CONT	PB 7	8					23			CIRCUIT 1
PB 7	LT 1	3					15		84	CIRCUIT 1
PB 7	LT 2	189					216	90	84	CIRCUIT 1
CONT	PB 7	8					22			CIRCUIT 2
PB 7	LT 3	191					224	106	84	CIRCUIT 2
										SEE SHT 36 FOR POWER SUPPLY
		TOTAL	**14**	**22**	**180**	**96**	**500**	**196**	**252**	
		USE	**14**	**22**	**180**	**100**	**500**	**196**	**260**	

PRECAST DROP INLET (CITY OF JOPLIN)

STA.	ROUTE	OFFSET	INLET ID	SIZE	TYPE T DROP INLET QTY 2.5 X 3 (EA.)	TYPE 3 FRAME & COVER (EA.)	DROP INLET PAY DEPTH 2.5 X 3 (FT.)	PIPE OPENING (#-Size)	CLASS 3 EXC. (CY)
13+68.82	15TH	23.51' LT	T#4	2.5 X 3	1	1	5.0	2 - 18" & 1-24" RCP	8.4
13+88.03	15TH	23.5' RT	T#4A	2.5 X 3	1	1	4.5	1 - 18" RCP	7.6
15+10.03	15TH	17.05' LT	T#5	2.5 X 3	1	1	5.5	2 - 18" RCP	9.3
15+12.44	15TH	21.06' RT	T#5A	2.5 X 3	1	1	4.0	1 - 18" RCP	6.7
					TOTAL	**4**	**19**	**TOTAL**	**32.0**
					USE	**4**	**19**	**USE**	**32**

PRECAST DROP INLET (COST SHARE)

STA.	ROUTE	OFFSET	INLET ID	SIZE	TYPE T DROP INLET QTY 5 X 3 (EA.)	TYPE T DROP INLET QTY 2.5 X 3 (EA.)	TYPE 3 FRAME & COVER (EA.)	DROP INLET PAY DEPTH 5 X 3 (FT.)	DROP INLET PAY DEPTH 2.5 X 3 (FT.)	PIPE OPENING (#-Size)	CLASS 3 EXC. (CY)
139+33.20	BL49	37.29' LT	T#1	5 X 3	1		1	3		2 - 24" RCP	7.0
10+92.48	15TH	46.47' LT	T#2	2.5 X 3		1	1		3.5	2 - 24" RCP	5.9
11+65.02	15TH	40.0' LT	T#3	2.5 X 3		1	1		4.5	1 - 18" & 2-24" RCP	7.6
11+65.02	15TH	24.0' RT	T#3A	2.5 X 3		1	1		4.0	1 - 18" RCP	6.7
						TOTAL	**4**	**3**	**12**	**TOTAL**	**27.2**
						USE	**4**	**3**	**12**	**USE**	**27**

11" ASPHALTIC CONCRETE PAVEMENT (COST SHARE)

STA.	STA.	RTE.	ROAD WIDTH (LF)	11" ASPH. CONC. PAVEMENT (SY)	6" TYPE 5 AGGREGATE BASE (SY)	REMARKS
10+31.30	11+80.00	15th	VARIES	1349.7	1349.7	
			TOTAL	**1349.7**	**1349.7**	
			USE	**1349.7**	**1350**	

PAVEMENT (CITY OF JOPLIN)

STA.	STA.	RTE.	ROAD WIDTH (LF)	2" ASPHALTIC CONCRETE SURFACE (SY)	4" ASPHALTIC CONCRETE BASE (SY)	8" CRUSHED STONE BASE (SY)	REMARKS
11+80.00	12+38.93	15th	55	360.1	360.1	360.1	
12+38.93	14+79.26	15th	VARIES	1181.6	1181.6	1181.6	TAPERS 55' TO 33.5'
14+79.26	15+79.24	15th	VARIES	319.4	319.4	319.4	TAPERS 33.5' TO 24'
15+79.24	16+84.09	15th	24	279.6	279.6	279.6	
			TOTAL	**2140.7**	**2140.7**	**2140.7**	
			USE	**2140.7**	**2140.7**	**2140.7**	

SUMMARY OF QUANTITIES
SHEET 5 OF 9

STATE OF MISSOURI
SEAN LEE MATLOCK
NUMBER PE-27133
PROFESSIONAL ENGINEER
Sean L. Matlock

DATE PREPARED 2/23/2024
ROUTE BL 49 | STATE MO
DISTRICT SW | SHEET NO. 3
COUNTY JASPER
JOB NO. J7S3430
CONTRACT ID.
PROJECT NO.
BRIDGE NO.

DESCRIPTION | DATE

IF A SEAL IS PRESENT ON THIS SHEET IT HAS BEEN ELECTRONICALLY SEALED AND DATED.

MISSOURI HIGHWAYS AND TRANSPORTATION COMMISSION
105 WEST CAPITOL
JEFFERSON CITY, MO 65102
1-888-ASK-MODOT (1-888-275-6636)

ANDERSON ENGINEERING
EMPLOYEE OWNED
ENGINEERS - SURVEYORS - LABORATORIES - DRILLING

PAVEMENT MARKING (COST SHARE)

RTE.	STA.	STA.	LOCATION	TYPE P BEADS 4" SOLID WHITE (FT.)	TYPE P BEADS 4" INTERMIT WHITE (FT.)	TYPE L BEADS 6" SOLID WHITE (FT.)	TYPE L BEADS 6" INTERMIT WHITE (FT.)	TYPE P BEADS 4" SOLID YELLOW (FT.)	TYPE P BEADS 4" INTERMIT YELLOW (FT.)	TYPE L BEADS 12" SOLID WHITE (FT.)	PREFORMED WHITE TURN ARROW (EA.)	PREFORMED 24" WHITE STOP BAR (FT.)	30" WHITE MIDBLOCK (EA.)	REMARKS
BL49	137+53	11+35	LT			310								EOP FROM BL49 TO E 15TH
BL49	137+85	8+94	RT			252								EOP FROM BL49 TO W 15TH
BL49	138+78	139+78	LT					200						DOUBLE CENTERLINE
BL49	138+78	139+88	RT			110								LANE LINE
BL49	138+78	139+88	RT			110								LANE LINE
BL49	138+78	140+04	RT			126								RT TURN LANE
BL49	138+78	139+78	LT				25							CENTERLINE
BL49	139+03		CL								1			LEFT TURN LANE
BL49	139+03		RT								1			RIGHT TURN LANE
BL49	139+74	140+06	LT			102								AROUND ISLAND
BL49	139+78		CL									14		STOP BAR
BL49	139+88		RT									24		STOP BAR
BL49	140+50	141+83	LT			133								RT TURN LANE
BL49	140+50	140+78	RT			76								AROUND ISLAND
BL49	140+69		LT									23		STOP BAR
BL49	140+69	141+83	LT			114								LANE LINE
BL49	140+69	141+83	LT			114								LANE LINE
BL49	140+83		CL									14		STOP BAR
BL49	140+83	141+83	RT					200						DOUBLE CENTERLINE
BL49	140+83	141+83	RT				25							CENTERLINE
BL49	11+04	143+08	LT			285								EOP FROM E 15TH TO BL49
BL49	8+98	143+23	RT			303								EOP FROM W 15TH TO BL49
BL49	141+58		CL								1			LEFT TURN LANE
BL49	141+58		LT								1			RIGHT TURN LANE
15TH	8+54	9+54	LT		25									CENTERLINE
15TH	8+54	9+54	LT					200						DOUBLE CENTERLINE
15TH	8+54	9+54	RT	100										LT TURN LANE
15TH	8+54	9+34	RT	80										LANE LINE
15TH	8+79		CL								1			LEFT TURN LANE
15TH	8+79		RT								1			RIGHT TURN LANE
15TH	9+34	9+70	RT			36								AROUND ISLAND
15TH	9+43	9+70	LT			70								AROUND ISLAND
15TH	9+54		RT									24		STOP BAR
15TH	10+31	10+62	RT			97								AROUND ISLAND
15TH	10+31	10+91	LT			60								AROUND ISLAND
15TH	10+91	12+30	LT	139										RT TURN LANE
15TH	10+49		LT									22		STOP BAR
15TH	10+49	12+30	LT	181										LANE LINE
15TH	10+49	12+30	LT	181										LT TURN LANE
15TH	10+65		RT									11		STOP BAR
15TH	10+65	12+30	RT					330						DOUBLE CENTERLINE
15TH	11+40		RT								1			LEFT TURN LANE
15TH	11+40		LT								1			RIGHT TURN LANE
			SUBTOTAL	681	25	2298	50	930	0	0	8	132	0	

CONTINUED ON QUANTITY SHEET 7 OF 9

SUMMARY OF QUANTITIES
SHEET 6 OF 9

STATE OF MISSOURI
SEAN LEE MATLOCK
NUMBER PE-27133
PROFESSIONAL ENGINEER

DATE PREPARED 2/23/2024
ROUTE BL 49 | STATE MO
DISTRICT SW | SHEET NO. 3
COUNTY JASPER
JOB NO. J7S3430
CONTRACT ID.
PROJECT NO.
BRIDGE NO.

DESCRIPTION | DATE

IF A SEAL IS PRESENT ON THIS SHEET IT HAS BEEN ELECTRONICALLY SEALED AND DATED.

MISSOURI HIGHWAYS AND TRANSPORTATION COMMISSION
105 WEST CAPITOL
JEFFERSON CITY, MO 65102
1-888-ASK-MODOT (1-888-275-6636)

ANDERSON ENGINEERING
EMPLOYEE OWNED
ENGINEERS - SURVEYORS - LABORATORIES - DRILLING

PAVEMENT MARKING (COST SHARE) (CONTINUED)

RTE.	STA.	STA.	LOCATION	TYPE P BEADS 4" SOLID WHITE (FT.)	TYPE P BEADS 4" INTERMIT WHITE (FT.)	TYPE L BEADS 6" SOLID WHITE (FT.)	TYPE L BEADS 6" INTERMIT WHITE (FT.)	TYPE P BEADS 4" SOLID YELLOW (FT.)	TYPE P BEADS 4" INTERMIT YELLOW (FT.)	TYPE L BEADS 12" SOLID WHITE (FT.)	PREFORMED WHITE TURN ARROW (EA.)	PREFORMED 24" WHITE STOP BAR (FT.)	30" WHITE MIDBLOCK (EA.)	REMARKS
BL49	139+83	140+02	RT							67				ON ISLANDS
BL49	139+85	140+04	LT							133				ON ISLANDS
BL49	140+52	140+70	RT							74				ON ISLANDS
BL49	140+52	140+88	LT							129				ON ISLANDS
BL49	135+78		RT											RT TURN YIELD LINE
BL49	135+85		RT										4	RT TURN CROSSWALK
BL49	139+95.5		CL										11	CROSSWALK
BL49	140+61		CL										11	CROSSWALK
BL49	140+78		LT										4	RT TURN CROSSWALK
BL49	140+84		LT											RT TURN YIELD LINE
15TH	9+45		RT											RT TURN YIELD LINE
15TH	9+51		RT										4	RT TURN CROSSWALK
15TH	9+64.5		CL										9	CROSSWALK
15TH	10+42		CL										9	CROSSWALK
15TH	10+56.7		LT										4	RT TURN CROSSWALK
15TH	10+63		LT											RT TURN YIELD LINE
			SUBTOTAL	0	0	0	0	0	0	403	0	0	56	
			SUBTOTAL PREVIOUS SHEET	681	25	2298	50	930	0	0	8	132	0	
			TOTAL	681	25	2298	50	930	0	403	8	132	56	
			USE	706		2348		930		403	8	132	56	

PAVEMENT MARKING (CITY OF JOPLIN)

RTE.	STA.	STA.	LOCATION	TYPE P BEADS 4" SOLID WHITE (FT.)	TYPE P BEADS 4" INTERMIT WHITE (FT.)	TYPE P BEADS 4" SOLID YELLOW (FT.)	TYPE P BEADS 4" INTERMIT YELLOW (FT.)	TYPE P BEADS 24" SOLID YELLOW (FT.)	PREFORMED WHITE TURN ARROW (EA.)	REMARKS
15TH	11+80	12+30	LT	50						RT TURN LANE
15TH	11+80	12+30	LT	50						LANE LINE
15TH	11+80	12+30	LT	50						LT TURN LANE
15TH	11+80	12+30	RT			100				DOUBLE CENTERLINE
15TH	12+30		LT						1	RIGHT TURN LANE
15TH	12+30	14+79	RT			249				CENTER TURN LANE
15TH	12+30	14+79	RT				62			CENTER TURN LANE
15TH	12+80	14+79	LT			199				CENTER TURN LANE
15TH	12+80	14+79	LT				50			CENTER TURN LANE
15TH	13+26.8		RT						1	CENTER TURN LANE
15TH	13+34.8		RT						1	CENTER TURN LANE
15TH	14+79	15+79	LT			200				DOUBLE TAPER LINE
15TH	14+79	15+79	RT			200				DOUBLE TAPER LINE
15TH	14+79	15+45	CL					26		ANGLED STRIPING
15TH	15+79	16+79	CL			200				DOUBLE CENTERLINE
			TOTAL	150	0	1148	112	26	3	
			USE	150		1260		26	3	

SUMMARY OF QUANTITIES
SHEET 7 OF 9

STATE OF MISSOURI
SEAN LEE MATLOCK
NUMBER PE-27133
PROFESSIONAL ENGINEER
Sean L. Matlock

DATE PREPARED
2/23/2024

ROUTE	STATE
BL 49	MO
DISTRICT	SHEET NO.
SW	3

COUNTY
JASPER

JOB NO.
J7S3430

CONTRACT ID.

PROJECT NO.

BRIDGE NO.

DESCRIPTION	DATE

IF A SEAL IS PRESENT ON THIS SHEET IT HAS BEEN ELECTRONICALLY SEALED AND DATED.

MISSOURI HIGHWAYS AND TRANSPORTATION COMMISSION
105 WEST CAPITOL
JEFFERSON CITY, MO 65102
1-888-ASK-MODOT (1-888-275-6636)

ANDERSON ENGINEERING
EMPLOYEE OWNED
ENGINEERS - SURVEYORS - LABORATORIES - DRILLING

EROSION CONTROL (COST SHARE)

STA.	STA.	RTE.	LOCATION	SILT FENCE (LF)	ROCK DITCH CHECK (LF)	CURB INLET CHECK (EA)	SEDIMENT REMOVAL (CY)	REMARKS
137+48.00	9+05.00	BL49 TO 15TH ST.	BL 49 RT, 15TH ST LT	266			2.7	
9+04.00	142+31.00	15TH ST. TO BL49	15TH ST RT, BL49 RT	186.5			1.9	
142+50.00	142+75.00	BL49	RT	25			0.3	
143+06.00	143+31.00	BL49	RT	25			0.3	
137+49.00		BL49	LT			1	1.0	
137+80.00		BL49	RT			1	1.0	
138+51.00		BL49	LT		10		1.0	
139+33.20		BL49	LT			1	1.0	
8+45.00		15TH ST	RT			1	1.0	
8+81.00		15TH ST	LT			1	1.0	
10+92.48		15TH ST	LT			1	1.0	
142+16.00		BL49	LT			1	1.0	EXIST. D.I.
			TOTAL	503	10	7	13.0	
			USE	503	10	7	13	

EROSION CONTROL (CITY OF JOPLIN)

STA.	STA.	RTE.	LOCATION	CURB INLET CHECK (EA)	SEDIMENT REMOVAL (CY)	REMARKS
11+65.02		15TH ST	LT & RT	2	2.0	
13+68.02		15TH ST	LT	1	1.0	
13+88.03		15TH ST	RT	1	1.0	
15+10.03		15TH ST	LT	1	1.0	
15+12.44		15TH ST	RT	1	1.0	
16+81.25		15TH ST	RT	1	1.0	
16+82.54		15TH ST	LT	1	1.0	
			TOTAL	8	8.0	
			USE	8	8	

PIPE CULVERTS (COST SHARE)

STA.	STA.	LOCATION	SKEW (DEG.)	24" GROUP A FES (EA.)	GROUP A 18" (FT.)	GROUP A 24" (FT.)	CLASS 3 EXC. EXC. (CY)	REMARKS
137+43.53	138+21.41	BL49 LT				73	69.9	EXIST BOX TO JUNCTION BOX
138+21.41	139+33.20	BL49 LT				109	58.6	JUNCTION BOX TO T#1
138+21.41	138+40.31	BL49 LT		1		14	8.3	JUNCTION BOX TO DITCH
139+33.20	139+55.09	BL49 LT				20	17.0	INLET T#1 TO MH#1
139+55.09	10+92.48	15TH LT				52	44.1	MH#1 TO T2
10+92.48	11+65.02	15TH LT				71	75.6	INLET T#2 TO T#3
11+65.02		15TH CL			61		44.3	INLET T#3 TO T#3A
			TOTAL	1	61	339	317.8	
			USE	1	61	339	318	

PIPE CULVERTS (CITY OF JOPLIN)

STA.	STA.	LOCATION	SKEW (DEG.)	GROUP A 18" (FT.)	GROUP A 24" (FT.)	CLASS 3 EXC. EXC. (CY)	REMARKS
11+65.02	13+68.82	15TH LT			202	141.7	INLET T#3 TO T#4
13+78.34		15TH CL	23.8° RT	48		36.8	INLET T#4 TO T#4A
13+68.82	15+10.03	15TH LT		134		137.6	INLET T#4 TO T#5
15+11.03		15TH CL	3.8° RT	35		23.6	INLET T#5 TO T#5A
			TOTAL	217	202	339.7	
			USE	217	202	340	

MANHOLE (COST SHARE)

STA.	ROUTE	OFFSET	MH 48" DIA. (FT)	TYPE 3 FRAME & COVER (EA.)	CLASS 3 EXC. (CY)
139+55.09	BL49	46.28' LT	3.5	1	3.9
		TOTAL	3.5	1	3.9
		USE	4	1	4

LIGHTING (COST SHARE)

POLE	PULL BOX	RTE.	STA.	OFFSET	LOCATION	240V BASE MOUNTED CONTROL STA. (EA.)	POLE 30 FT TYPE AT (EA.)	POLE FOUNDATION 30' MTG HGT (EA.)	BRACKET ARM 12' (EA.)	LED TYPE A LUMINAIRE (EA.)	CONCRETE PULL BOX STANDARD (EA.)	DRAIN TYPE I (EA.)	DRAIN TYPE II (EA.)	REMARKS
CONTROLLER		BL49	141+32.11	62.71	LT	1								
1		BL49	141+26.60	56.10	LT		1	1	1	1				CIRCUIT 1
2		15TH ST	9+05.65	41.09	RT		1	1	1	1				CIRCUIT 1
3		15TH ST	11+17.20	48.52	LT		1	1	1	1				CIRCUIT 2
	7	BL49	141+32.00	56.00	LT						1	1		CIRCUIT 1
	8	BL49	141+32.00	43.00	RT						1		1	CIRCUIT 1
	9	15TH ST	11+00.00	51.02	LT						1		1	CIRCUIT 2
	10	15TH ST	11+00.00	32.93	RT						1	1		CIRCUIT 2
					TOTAL	1	3	3	3	3	4	---	---	

SUMMARY OF QUANTITIES
SHEET 8 OF 9

STATE OF MISSOURI
SEAN LEE MATLOCK
NUMBER PE-27133
PROFESSIONAL ENGINEER
Sean L. Matlock

DATE PREPARED 2/23/2024
ROUTE BL 49 | STATE MO
DISTRICT SW | SHEET NO. 3
COUNTY JASPER
JOB NO. J7S3430
CONTRACT ID.
PROJECT NO.
BRIDGE NO.

DESCRIPTION | DATE

IF A SEAL IS PRESENT ON THIS SHEET IT HAS BEEN ELECTRONICALLY SEALED AND DATED.

MISSOURI HIGHWAYS AND TRANSPORTATION COMMISSION
105 WEST CAPITOL
JEFFERSON CITY, MO 65102
1-888-ASK-MODOT (1-888-275-6636)

EFFECTIVE: 04-01-2023

SIGN	SIZE IN.	AREA SQ.FT.	QTY EACH	TOTAL AREA SQ.FT.	QTY RELOC EACH	TOTAL RELOC SQ.FT.	SIGN NUM.	DESCRIPTION
WARNING SIGNS								
WO1-1L	48X48	16.00						TURN (SYMBOL LEFT ARROW)
WO1-1R	48X48	16.00						TURN (SYMBOL RIGHT ARROW)
WO1-2L	48X48	16.00						CURVE (SYMBOL LEFT ARROW)
WO1-2R	48X48	16.00						CURVE (SYMBOL RIGHT ARROW)
WO1-3L	48X48	16.00						REVERSE TURN (SYMBOL LEFT ARROW)
WO1-3R	48X48	16.00						REVERSE TURN (SYMBOL RIGHT ARROW)
WO1-4L	48X48	16.00						REVERSE CURVE (SYMBOL LEFT ARROW)
WO1-4R	48X48	16.00						REVERSE CURVE (SYMBOL RIGHT ARROW)
WO1-4bL	48X48	16.00						DOUBLE ARROW REVERSE CURVE (SYMBOL LT ARROWS)
WO1-4bR	48X48	16.00						DOUBLE ARROW REVERSE CURVE (SYMBOL RT ARROWS)
WO1-4cL	48X48	16.00						TRIPLE ARROW REVERSE CURVE (SYMBOL LT ARROWS)
WO1-4cR	48X48	16.00						TRIPLE ARROW REVERSE CURVE (SYMBOL RT ARROWS)
WO1-6	60X30	12.50						HORIZONTAL ARROW (SYMBOL)
WO1-6a	72X36	18.00						HORIZ. ARROW (SYMBOL ON PERMANENT BARRICADE)
WO1-7	60X30	12.50						DOUBLE HEAD HORIZONTAL ARROW (SYMBOL)
WO1-7a	72X36	18.00						DOUBLE HEAD HORIZ. ARROW (SYMBOL ON PERM. BARR.)
WO1-8	18X24	3.00						CHEVRON (SYMBOL)
WO1-8a	30X36	7.50						CHEVRON (SYMBOL FOR DIVIDED HIGHWAYS)
WO3-1	48X48	16.00						STOP AHEAD (SYMBOL)
WO3-2	48X48	16.00						YIELD AHEAD (SYMBOL)
WO3-3	48X48	16.00						SIGNAL AHEAD (SYMBOL)
WO3-4	48X48	16.00						BE PREPARED TO STOP
WO3-5	48X48	16.00						SPEED LIMIT AHEAD
WO4-1L	48X48	16.00						MERGE (SYMBOL FROM LEFT)
WO4-1R	48X48	16.00						MERGE (SYMBOL FROM RIGHT)
WO4-1aL	48X48	16.00						MERGE (ARROW SYMBOL)
WO4-1aR	48X48	16.00						MERGE (ARROW SYMBOL)
WO5-1	48X48	16.00	3	48				ROAD/BRIDGE/RAMP NARROWS
WO5-3	48X48	16.00						ONE LANE BRIDGE
WO5-5	48X48	16.00	3	48				NARROW LANES
WO6-1	48X48	16.00						DIVIDED HIGHWAY (SYMBOL)
WO6-2	48X48	16.00						DIVIDED HIGHWAY END (SYMBOL)
WO6-3	48X48	16.00						TWO WAY TRAFFIC (SYMBOL)
WO7-3a	30X24	5.00						NEXT XX MILES (PLAQUE)
WO8-1	48X48	16.00						BUMP
WO8-2	48X48	16.00						DIP
WO8-3	48X48	16.00						PAVEMENT ENDS
WO8-4	48X48	16.00						SOFT SHOULDER
WO8-5	48X48	16.00						SLIPPERY WHEN WET (SYMBOL)
WO8-6	48X48	16.00						TRUCK CROSSING (WITH FLAGS)
WO8-6c	48X48	16.00						TRUCK ENTRANCE
WO8-7	36X36	9.00						LOOSE GRAVEL
WO8-7a	36X36	9.00						FRESH OIL/LOOSE GRAVEL
WO8-9	48X48	16.00						LOW SHOULDER
WO8-11	48X48	16.00						UNEVEN LANES
WO8-12	48X48	16.00						NO CENTER LINE
WO8-15	48X48	16.00						GROOVED PAVEMENT
WO8-15P	30X24	5.00						MOTORCYCLE (PLAQUE)
WO8-17	48X48	16.00						SHOULDER DROP-OFF (SYMBOL)
WO8-17P	30X24	5.00						SHOULDER DROP-OFF (PLAQUE)
W10-1	42RND.	9.62						RAILROAD CROSSING
WO12-1	24X24	4.00						DOUBLE DOWN ARROW (SYMBOL)
WO12-2	48X48	16.00						LOW CLEARANCE (SYMBOL)
W012-2X	24X18	3.00						LOW CLEARANCE (PLAQUE)
WO12-2a	84X24	14.00						OVERHEAD LOW CLEARANCE (FEET AND INCHES)
WO12-4	120X60	50.00						LOW CLEARANCE XX FT XX IN XX MILES AHEAD
WO12-5	120X60	50.00						WIDTH RESTRICTION XX FT XX IN XX MILES AHEAD
WO13-1	30X30	6.25						ADVISORY SPEED (PLAQUE)
WO16-2	30X24	5.00						XXX FEET (PLAQUE)
WO16-3	30X24	5.00						X MILE (PLAQUE)
WO20-1	48X48	16.00	3	48				ROAD/BRIDGE/RAMP WORK AHEAD
WO20-2	48X48	16.00						DETOUR AHEAD
WO20-3	48X48	16.00						ROAD CLOSED AHEAD
WO20-4	48X48	16.00	2	32				ONE LANE ROAD AHEAD
WO20-5	48X48	16.00	2	32				RIGHT/CENTER/LEFT LANE CLOSED AHEAD
WO20-5a	48X48	16.00						2 RIGHT/CENTER/LEFT LANES CLOSED AHEAD
WO20-6a	48X48	16.00	3	48				RIGHT/CENTER/LEFT LANE CLOSED
WO20-7a	48X48	16.00	2	32				FLAGGER (SYMBOL, WITH FLAGS)
WO21-2	36X36	9.00						FRESH OIL
WO21-5	48X48	16.00	3	48				SHOULDER WORK AHEAD
WO22-1	48X48	16.00						BLASTING ZONE AHEAD
WO22-2	42X36	10.50						TURN OFF 2-WAY RADIO AND PHONE
WO22-3	42X36	10.50						END BLASTING ZONE
GO22-1	21X15	2.19						WET PAINT (ARROW PIVOTS)

SIGN	SIZE IN.	AREA SQ.FT.	QTY EACH	TOTAL SQ.FT.	QTY RELOC EACH	TOTAL RELOC SQ.FT.	SIGN NUM.	DESCRIPTION
GUIDE SIGNS								
E05-1	36X48	12.00						GORE EXIT
E05-2	48X36	12.00						EXIT OPEN
E05-2a	48X36	12.00						EXIT CLOSED
GO20-1	60X24	10.00						ROAD WORK NEXT XX MILES
GO20-2	48X24	8.00	2	16				END ROAD WORK
GO20-4	36X18	4.50						PILOT CAR FOLLOW ME
GO20-4a	42X30	8.75						PILOT CAR IN USE WAIT & FOLLOW
GO20-4a	18X12	1.50						PILOT CAR IN USE WAIT & FOLLOW
GO20-5aP	36X24	6.00	3	18				WORK ZONE (PLAQUE)
MO4-8a	24X18	3.00						END DETOUR
MO4-9L	48X36	12.00						DETOUR (LEFT ARROW)
MO4-9R	48X36	12.00						DETOUR (RIGHT ARROW)
MO4-9P	48X12	4.00						STREET NAME (PLAQUE)
MO4-10L	48X18	6.00						DETOUR (ARROW LEFT)
MO4-10R	48X18	6.00						DETOUR (ARROW RIGHT)
REGULATORY SIGNS								
R1-1	48X48	13.25						STOP
R1-2	48TRI.	6.93	2	13.86				YIELD
R1-2a	36X36	9.00						TO ONCOMING TRAFFIC (PLAQUE)
R1-3P	30X12	2.50						ALL WAY (PLAQUE)
R2-1	36X48	12.00	4	48				SPEED LIMIT 30,40
R3-1	48X48	16.00						NO RIGHT TURN (SYMBOL)
R3-2	48X48	16.00						NO LEFT TURN (SYMBOL)
R3-3	36X36	9.00						NO TURNS
R3-4	48X48	16.00						NO U-TURN (SYMBOL)
R3-7L	30X30	6.25						LEFT LANE MUST TURN LEFT
R3-7R	30X30	6.25						RIGHT LANE MUST TURN RIGHT
R4-1	36X48	12.00						DO NOT PASS
R4-2	36X48	12.00						PASS WITH CARE
R4-8a	36X48	12.00						KEEP LEFT (HORIZONTAL ARROW)
R4-7a	36X48	12.00	6	72				KEEP RIGHT (HORIZONTAL ARROW)
R5-1	30X30	6.25						DO NOT ENTER
R5-1a	36X24	6.00						WRONG WAY
R6-1L	54X18	6.75						ONE WAY ARROW (LEFT)
R6-1R	54X18	6.75						ONE WAY ARROW (RIGHT)
R6-2L	24X30	5.00						ONE WAY (LEFT)
R6-2R	24X30	5.00						ONE WAY (RIGHT)
R9-9	24X12	2.00	6	12				SIDEWALK CLOSED
R9-11L	24X18	3.00						SIDEWALK CLOSED AHEAD, (ARROW LEFT) CROSS HERE
R9-11R	24X18	3.00						SIDEWALK CLOSED AHEAD, (ARROW RIGHT) CROSS HERE
R10-6	24X36	6.00						STOP HERE ON RED (45^ ARROW)
R11-2	48X30	10.00	13	130				ROAD CLOSED
R11-3a	60X30	12.50						ROAD CLOSED XX MILES AHEAD LOCAL TRAFFIC ONLY
R11-4	60X30	12.50						ROAD CLOSED TO THRU TRAFFIC
CONST-3A	60X48	20.00						FINE SIGN
CONST-3X	56X12	4.67						SPEEDING/PASSING (PLATE)
MISCELLANEOUS SIGNS								
CONST-5	48X36	12.00						POINT OF PRESENCE
CONST-5	96X48	32.00	3	96				POINT OF PRESENCE
CONST-7	48X24	8.00						RATE OUR WORK ZONE
CONST-7	72X36	18.00	3	54				RATE OUR WORK ZONE
CONST-8	48X36	12.00	3	36				WORK ZONE NO PHONE ZONE

616-10.05 CONSTRUCTION SIGNS	TOTAL	831.9
616-10.10 RELOCATED SIGNS	TOTAL	0

ITEM NUMBER	TOTAL QTY	DESCRIPTION
6122008		IMPACT ATTENUATOR 40 MPH (SAND BARRELS)
6122009		IMPACT ATTENUATOR 45 MPH (SAND BARRELS)
6122010		IMPACT ATTENUATOR 50 MPH (SAND BARRELS)
6122012		IMPACT ATTENUATOR 55 MPH (SAND BARRELS)
6122014		IMPACT ATTENUATOR 60 MPH (SAND BARRELS)
6122017		IMPACT ATTENUATOR 65 MPH (SAND BARRELS)
6122019		IMPACT ATTENUATOR 70 MPH (SAND BARRELS)
6122020		REPLACEMENT SAND BARREL
6122030		IMPACT ATTENUATOR (RELOCATION)
6123000A		TRUCK OR TRAILER MOUNTED ATTENUATOR (TMA)
6161008	3	ADVANCED WARNING RAIL SYSTEM
6161012		BUOYS (BOATS KEEP OUT)
6161013		BUOYS (NO WAKE)
6161014		SPECIAL SIGN ASSEMBLY (BOATS KEEP OUT)
6161025	199	CHANNELIZER (TRIM LINE)
6161030	34	TYPE III MOVEABLE BARRICADE
6161033		DIRECTION INDICATOR BARRICADE
6161040	1	FLASHING ARROW PANEL
6161047		TYPE III OBJECT MARKER
6161055		SEQUENTIAL FLASHING WARNING LIGHT
6161070		TUBULAR MARKER
6161095		RADAR SPEED ADVISORY SYSTEM
6161096		CHANGEABLE MESSAGE SIGN, COMMISSION FURNISHED/RETAINED
6161098A		CHANGEABLE MESSAGE SIGN W/O COMM. INTERFACE - CONTRACTOR FURNISHED/RETAINED
6161099	7	CHANGEABLE MESSAGE SIGN WITH COMM. INTERFACE - CONTRACTOR FURNISHED/RETAINED
6162000A		WORK ZONE TRAFFIC SIGNAL SYSTEM
6162002		TEMPORARY LONG-TERM RUMBLE STRIPS
6173600D		TEMPORARY TRAFFIC BARRIER CONTRACTOR FURNISHED/RETAINED
6173602B		TEMPORARY TRAFFIC BARRIER CONTRACTOR FURNISHED/COMMISSION RETAINED
6174000A		TEMP. TRAFFIC BARRIER HEIGHT TRANSITION
6175010A		RELOCATING TEMPORARY TRAFFIC BARRIER
6176000B		TEMPORARY TRAFFIC BARRIER COMMISSION FURNISHED/RETAINED
6177000B		TEMP. TRAFFIC BARRIER HEIGHT TRANSITION COMMISSION FURNISHED/RETAINED
6208064A		TEMPORARY RAISED PAVEMENT MARKER
9029400		TEMPORARY TRAFFIC SIGNALS
9029401		TEMPORARY TRAFFIC SIGNALS AND LIGHTING
6169902	6	ADA COMPLIANT MOVEABLE BARRICADE

SUMMARY OF QUANTITIES
SHEET 9 OF 9

STATE OF MISSOURI
SEAN LEE MATLOCK
NUMBER PE-27133
PROFESSIONAL ENGINEER
Sean L. Matlock

DATE PREPARED: 2/23/2024
ROUTE: BL49 | STATE: MO
DISTRICT: SW | SHEET NO.: 3
COUNTY: JASPER
JOB NO.: J7S3430
CONTRACT ID.:
PROJECT NO.:
BRIDGE NO.:

DESCRIPTION | DATE

IF A SEAL IS PRESENT ON THIS SHEET IT HAS BEEN ELECTRONICALLY SEALED AND DATED.

MISSOURI HIGHWAYS AND TRANSPORTATION COMMISSION
105 WEST CAPITOL
JEFFERSON CITY, MO 65102
1-888-ASK-MODOT (1-888-275-6636)

ANDERSON ENGINEERING
EMPLOYEE OWNED
ENGINEERS - SURVEYORS - LABORATORIES - DRILLING
5750 S. 5th St. • P.O. Box 240 • Hillsboro, MO 63050 • Phone: (417) 336-5172
ANDERSON COA# 000062 • ANDREW ECKHART, PE# 2009019117

ANY WORK INDICATED ON THE PLANS THAT EXTENDS BEYOND THE PROJECT LIMITS IS CONSIDERED INCIDENTAL TO AND A PART OF THE CONSTRUCTION OF THIS PROJECT.

RIGHT OF WAY LIMITS FOR THIS PROJECT EXTEND FROM STA. 139+65.30 TO STA. 141+06.80. A DISTANCE OF 0.027 MILES.

IMPROVEMENTS BEGIN AT A POINT APPROX. 52.53' EAST AND 1865.16' NORTH OF THE SW COR. SEC. 7. T27N. R32W.

ALL BEARINGS BASED ON STATE PLANE BEARINGS WESTERN ZONE.

THE APPROXIMATE LOCATION OF PROPERTY LINES AS SHOWN ON THE PLANS ARE BASED ON THE BEST INFORMATION AVAILABLE TO THE COMMISSION AT THIS TIME. THIS INFORMATION IS PROVIDED BY THE COMMISSION "AS-IS" AND THE COMMISSION EXPRESSLY DISCLAIMS ANY REPRESENTATION OR WARRANTY AS TO THE COMPLETENESS. ACCURACY OR SUITABILITY OF THE INFORMATION FOR ANY USE.

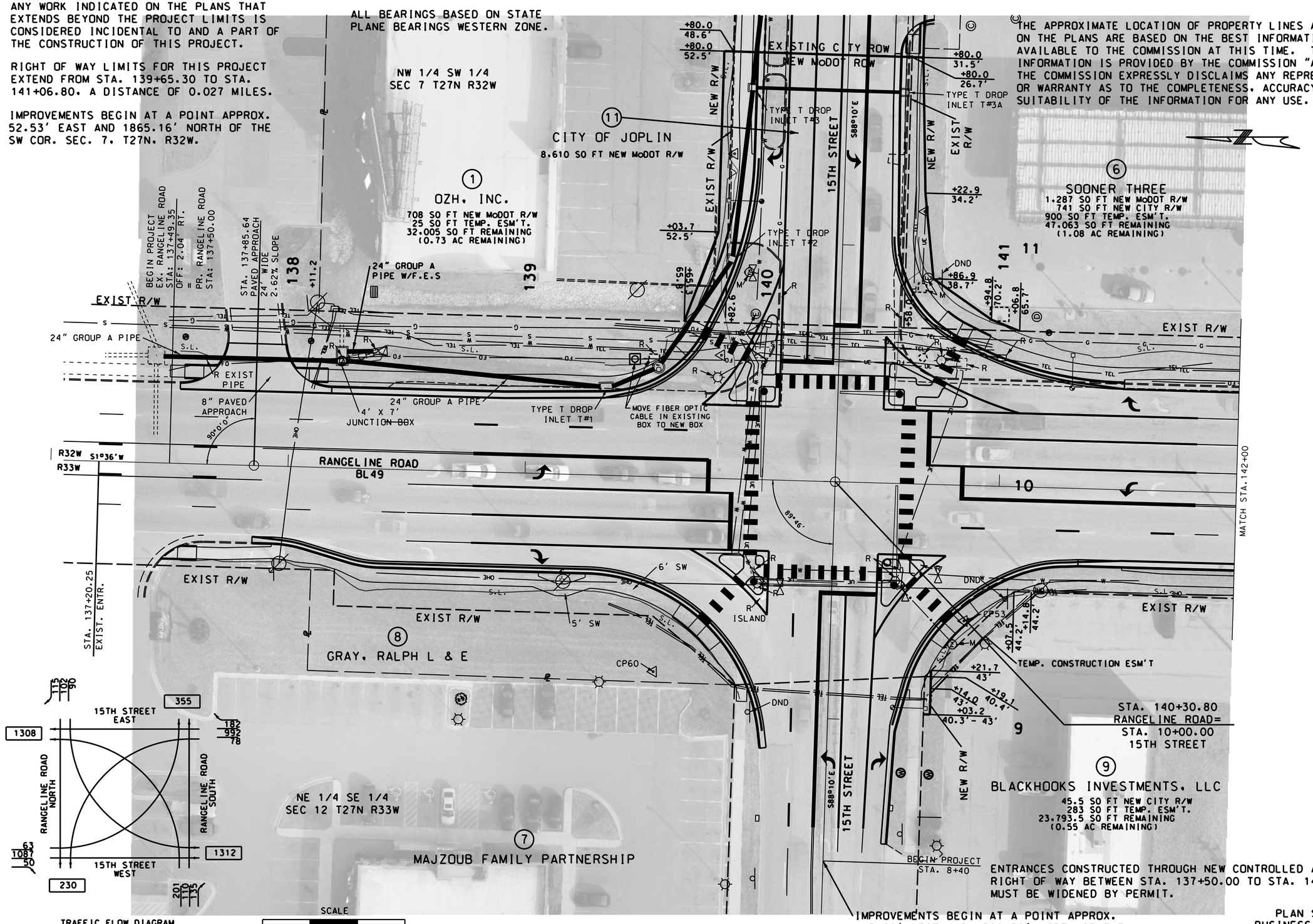

ENTRANCES CONSTRUCTED THROUGH NEW CONTROLLED ACCESS RIGHT OF WAY BETWEEN STA. 137+50.00 TO STA. 143+25.00 MUST BE WIDENED BY PERMIT.

IMPROVEMENTS BEGIN AT A POINT APPROX. 115.22' WEST AND 1589.58' NORTH OF THE SW COR. SEC 7. T27N. R32W.

PLAN SHEET
BUSINESS LOOP 49
SHEET 1 OF 7

STATE OF MISSOURI
SEAN LEE MATLOCK
NUMBER PE-27133
PROFESSIONAL ENGINEER

DATE PREPARED 2/23/2024

ROUTE	STATE
BL49	MO
DISTRICT	SHEET NO.
SW	4

COUNTY: JASPER
JOB NO.: J7S3430
CONTRACT ID.:
PROJECT NO.:
BRIDGE NO.:

DATE	DESCRIPTION

IF A SEAL IS PRESENT ON THIS SHEET IT HAS BEEN ELECTRONICALLY SEALED AND DATED.

MISSOURI HIGHWAYS AND TRANSPORTATION COMMISSION

105 WEST CAPITOL
JEFFERSON CITY, MO 65102
1-888-ASK-MODOT (1-888-275-6636)

MoDOT

ANDERSON ENGINEERING
EMPLOYEE OWNED
ENGINEERS - SURVEYORS - LABORATORIES - DRILLING
816 3TH STREET, P.O. BOX 2481, JOPLIN, MISSOURI 64802 (417) 624-6112
ANDERSON COA# 000062 - ANDREE ECKART, PE# 2005007117

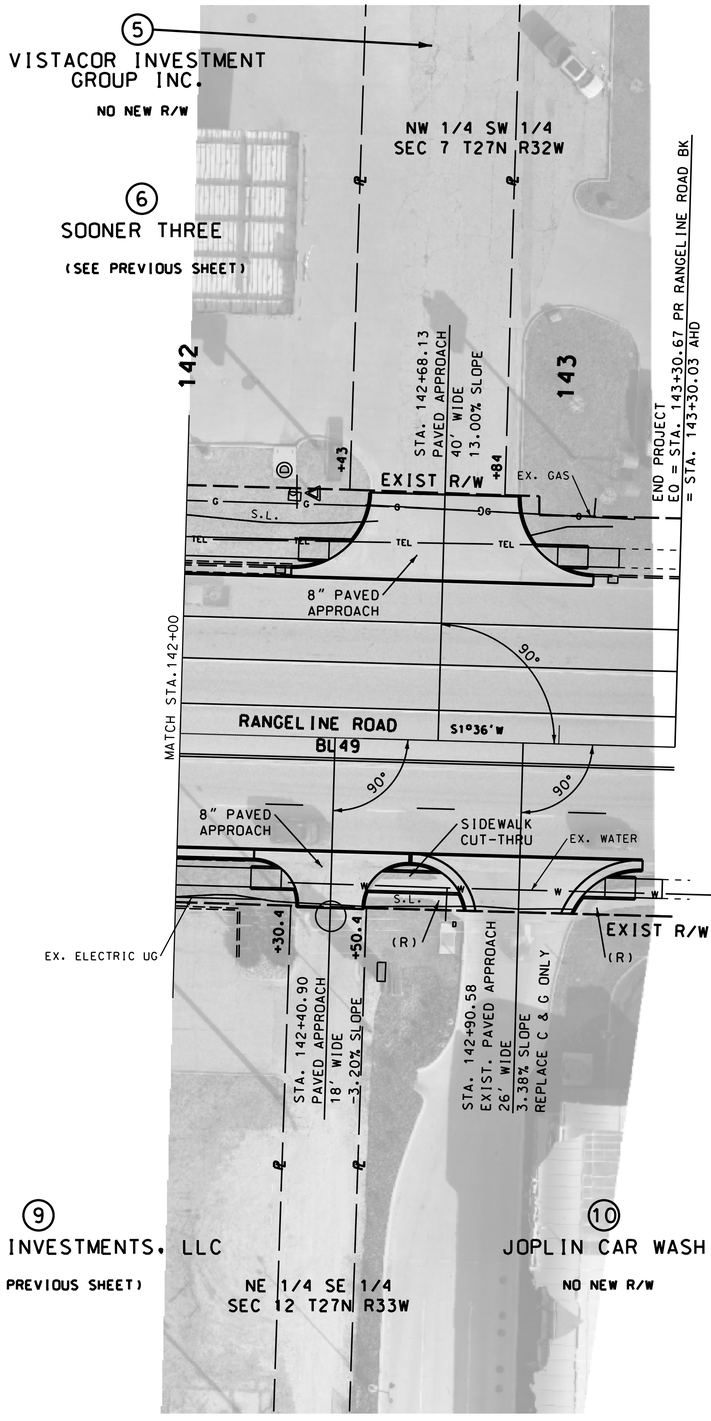

ENTRANCES CONSTRUCTED THROUGH NEW CONTROLLED ACCESS RIGHT OF WAY BETWEEN STA. 139+65.30 TO STA. 141+06.80 MUST BE WIDENED BY PERMIT.

IMPROVEMENTS END AT A POINT APPROX. 36.32' EAST AND 1284.71' NORTH OF THE SW COR. SEC. 7. T27N. R32W.

SCALE
0 20 40 60

PLAN SHEET
BUSINESS LOOP 49
SHEET 2 OF 7

STATE OF MISSOURI
SEAN LEE MATLOCK
NUMBER PE-27133
PROFESSIONAL ENGINEER
Sean L. Matlock

DATE PREPARED	2/23/2024
ROUTE	STATE
BL49	MO
DISTRICT	SHEET NO.
SW	5
COUNTY	JASPER
JOB NO.	J7S3430
CONTRACT ID.	
PROJECT NO.	
BRIDGE NO.	

DESCRIPTION

DATE

IF A SEAL IS PRESENT ON THIS SHEET IT HAS BEEN ELECTRONICALLY SEALED AND DATED.

MISSOURI HIGHWAYS AND TRANSPORTATION COMMISSION

105 WEST CAPITOL
JEFFERSON CITY, MO 65102
1-888-ASK-MODOT (1-888-275-6636)

ANDERSON ENGINEERING
EMPLOYEE OWNED

ENGINEERS - SURVEYORS - LABORATORIES - DRILLING
816 STH ST. BOX 1568 JOPLIN, MISSOURI 64802 (417) 624-6910
ANDERSON CofA# 000062 - ANDREW Cofa#: PE# 2009001117

NOTE:
SEE CITY OF JOPLIN STANDARDS
FOR TYPE C ENTRANCE

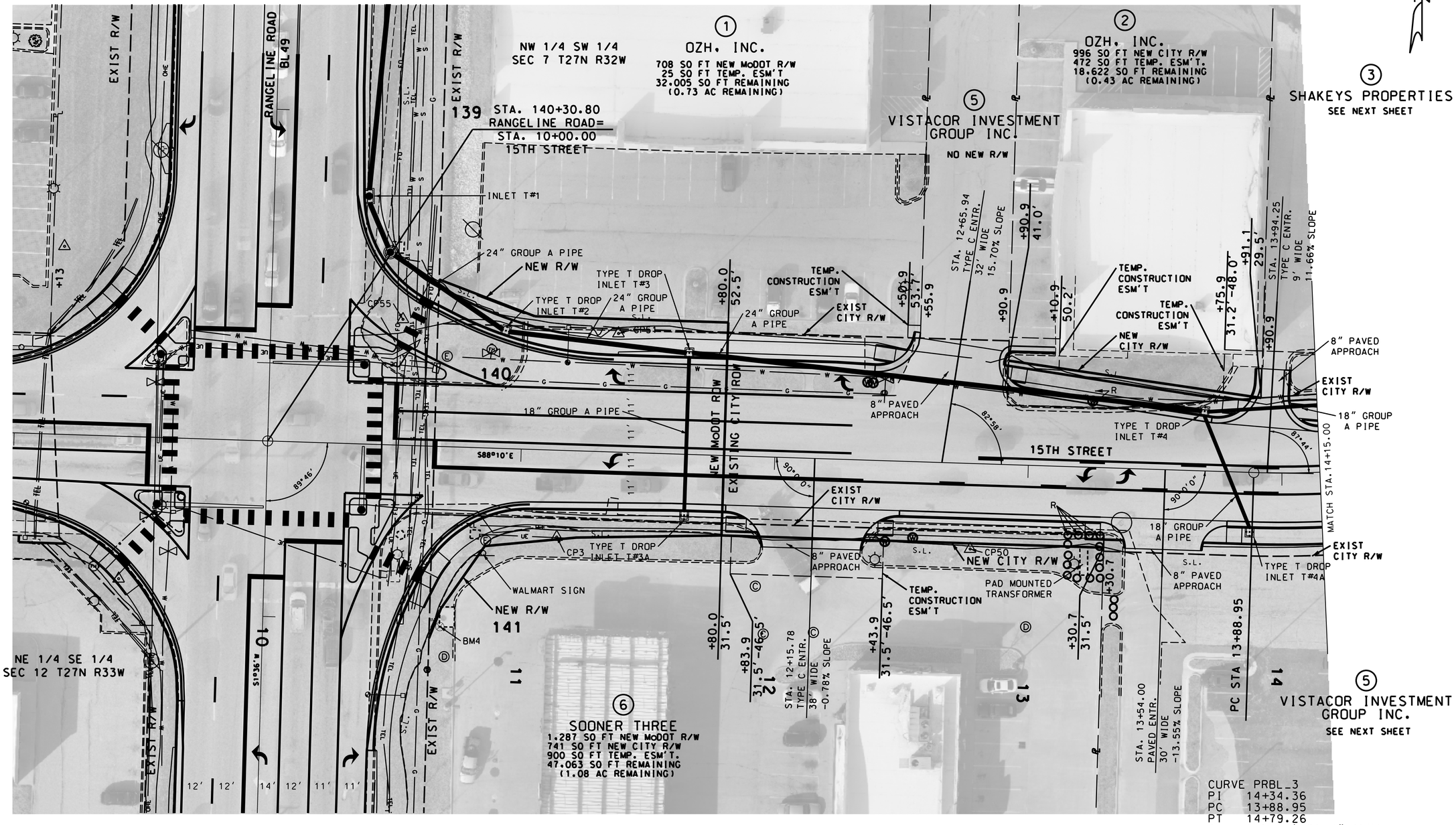

CURVE PRBL_3
PI 14+34.36
PC 13+88.95
PT 14+79.26
Δ 14° 47' 01.4" (LT)
D 16° 22' 12.8"
L 90.31'
T 45.41'
R 350.00'

ENTRANCES CONSTRUCTED THROUGH NEW CONTROLLED ACCESS RIGHT OF WAY BETWEEN STA. 137+50.00 TO STA. 143+25.00 MUST BE WIDENED BY PERMIT.

SCALE
0 20 40 60

PLAN SHEET
15TH STREET
SHEET 3 OF 7

STATE OF MISSOURI
SEAN LEE MATLOCK
NUMBER PE-27133
PROFESSIONAL ENGINEER
Sean L. Matlock

DATE PREPARED	
2/23/2024	
ROUTE	STATE
BL49	MO
DISTRICT	SHEET NO.
SW	6
COUNTY	
JASPER	
JOB NO.	
J7S3430	
CONTRACT ID.	
PROJECT NO.	
BRIDGE NO.	

DATE	DESCRIPTION

IF A SEAL IS PRESENT ON THIS SHEET IT HAS BEEN ELECTRONICALLY SEALED AND DATED.

MISSOURI HIGHWAYS AND TRANSPORTATION COMMISSION
105 WEST CAPITOL
JEFFERSON CITY, MO 65102
1-888-ASK-MODOT (1-888-275-6636)

ANDERSON ENGINEERING
EMPLOYEE OWNED
ENGINEERS - SURVEYORS - LABORATORIES - DRILLING
2118 THOMPSON BLVD. • SEDALIA, MO 65301 • 660.826-5112
MISSOURI CA# 000562 • ANDREW ECKHART, PE# 2009018717

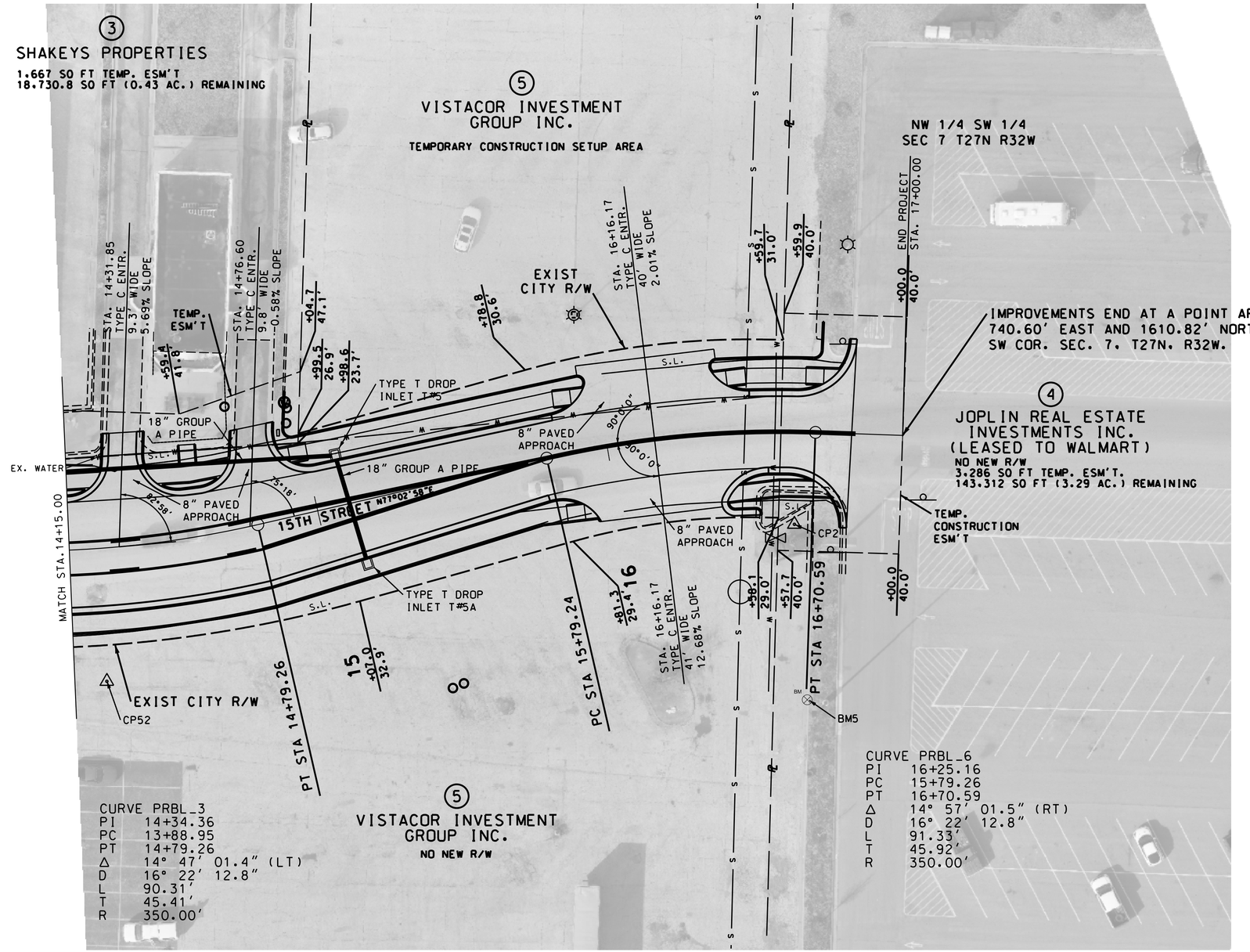

SCALE
0 20 40 60

ENTRANCES CONSTRUCTED THROUGH NEW CONTROLLED ACCESS RIGHT OF WAY BETWEEN STA. 137+50.00 TO STA. 143+25.00 MUST BE WIDENED BY PERMIT.

PLAN SHEET
15TH STREET
SHEET 4 OF 7

STATE OF MISSOURI
SEAN LEE MATLOCK
NUMBER PE-27133
PROFESSIONAL ENGINEER
Sean L. Matlock

DATE PREPARED
2/23/2024

ROUTE	STATE
BL49	MO
DISTRICT	SHEET NO.
SW	7

COUNTY
JASPER

JOB NO.
J7S3430

CONTRACT ID.

PROJECT NO.

BRIDGE NO.

DATE	DESCRIPTION

IF A SEAL IS PRESENT ON THIS SHEET IT HAS BEEN ELECTRONICALLY SEALED AND DATED.

MISSOURI HIGHWAYS AND TRANSPORTATION COMMISSION
MoDOT
105 WEST CAPITOL
JEFFERSON CITY, MO 65102
1-888-ASK-MODOT (1-888-275-6636)

ANDERSON ENGINEERING
EMPLOYEE OWNED
ENGINEERS - SURVEYORS - LABORATORIES - DRILLING
2141 E. Kingsley, Springfield, MO 65804 (417) 862-6708
ANDERSON COA# 000262 • ANDREW ECKHART, PE# 2009018117

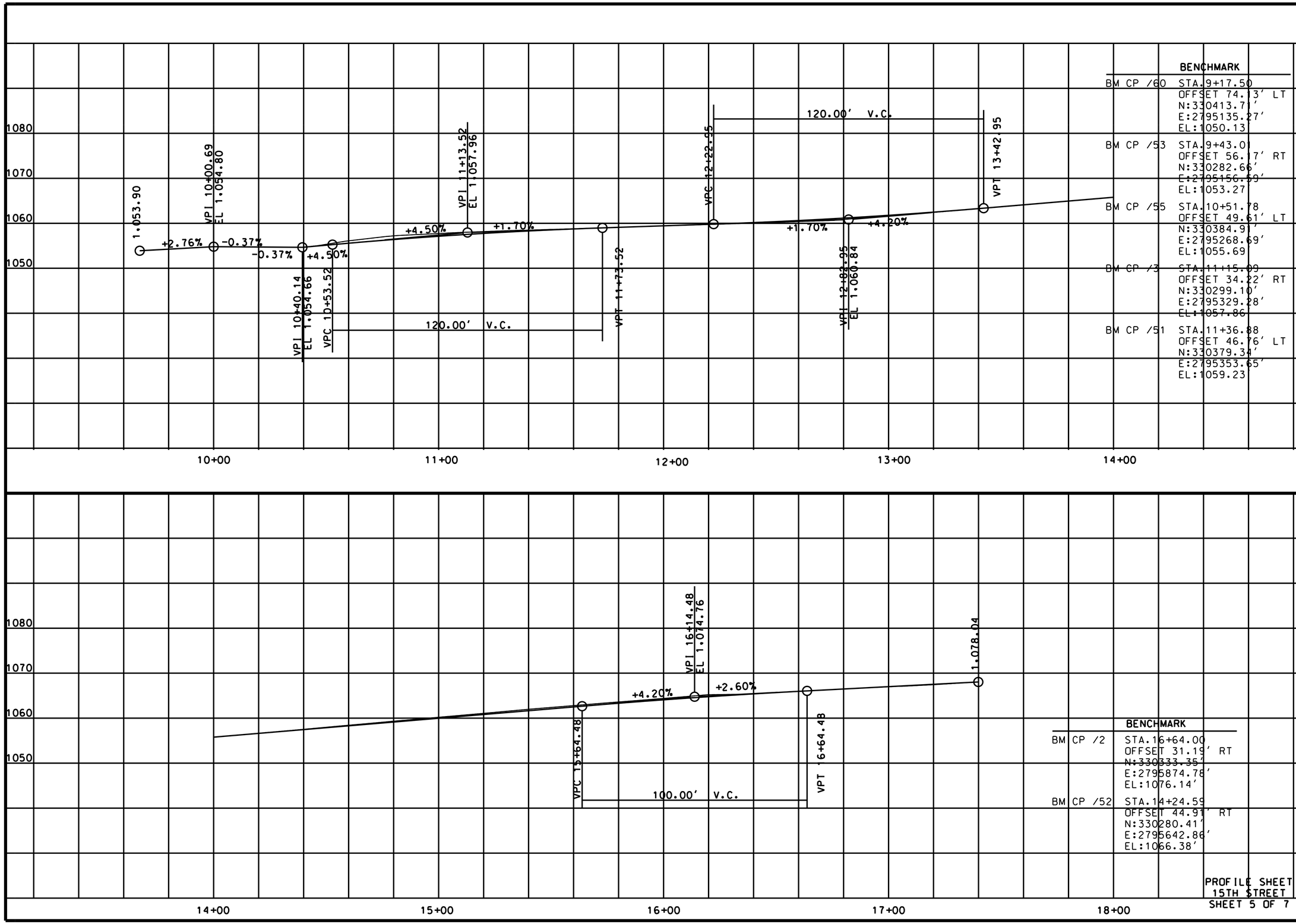

BENCHMARK

BM CP /60 STA.9+17.50
OFFSET 74.13' LT
N:330413.71'
E:2795135.27'
EL:1050.13

BM CP /53 STA.9+43.01
OFFSET 56.17' RT
N:330282.66'
E:2795156.59'
EL:1053.27

BM CP /55 STA.10+51.78
OFFSET 49.61' LT
N:330384.91'
E:2795268.69'
EL:1055.69

BM CP /3 STA.11+15.09
OFFSET 34.22' RT
N:330299.10'
E:2795329.28'
EL:1057.86

BM CP /51 STA.11+36.88
OFFSET 46.76' LT
N:330379.34'
E:2795353.65'
EL:1059.23

BENCHMARK

BM CP /2 STA.16+64.00
OFFSET 31.19' RT
N:330333.35'
E:2795874.78'
EL:1076.14'

BM CP /52 STA.14+24.59
OFFSET 44.91' RT
N:330280.41'
E:2795642.86'
EL:1066.38'

PROFILE SHEET
15TH STREET
SHEET 5 OF 7

STATE OF MISSOURI
SEAN LEE MATLOCK
NUMBER PE-27133
PROFESSIONAL ENGINEER
Sean L. Matlock

DATE PREPARED
2/23/2024

ROUTE	STATE
BL49	MO
DISTRICT	SHEET NO.
SW	8

COUNTY
JASPER

JOB NO.
J7S3430

CONTRACT ID.

PROJECT NO.

BRIDGE NO.

DESCRIPTION	DATE

IF A SEAL IS PRESENT ON THIS SHEET IT HAS BEEN ELECTRONICALLY SEALED AND DATED.

MISSOURI HIGHWAYS AND TRANSPORTATION COMMISSION

105 WEST CAPITOL
JEFFERSON CITY, MO 65102
1-888-ASK-MODOT (1-888-275-6636)

ANDERSON ENGINEERING
EMPLOYEE OWNED
ENGINEERS - SURVEYORS - LABORATORIES - DRILLING
816.350.9900 | WWW.ANDERSONENGINEERING.COM | 417.336.5172
ANDERSON COA# 000062 - ANDREW ECKHART, PE# 2009019117

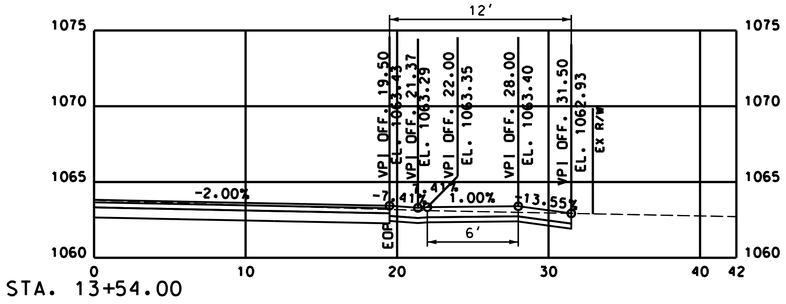

STA. 13+54.00

15TH STREET
13+54.00
PAVED SURFACE RT.
30' WIDE

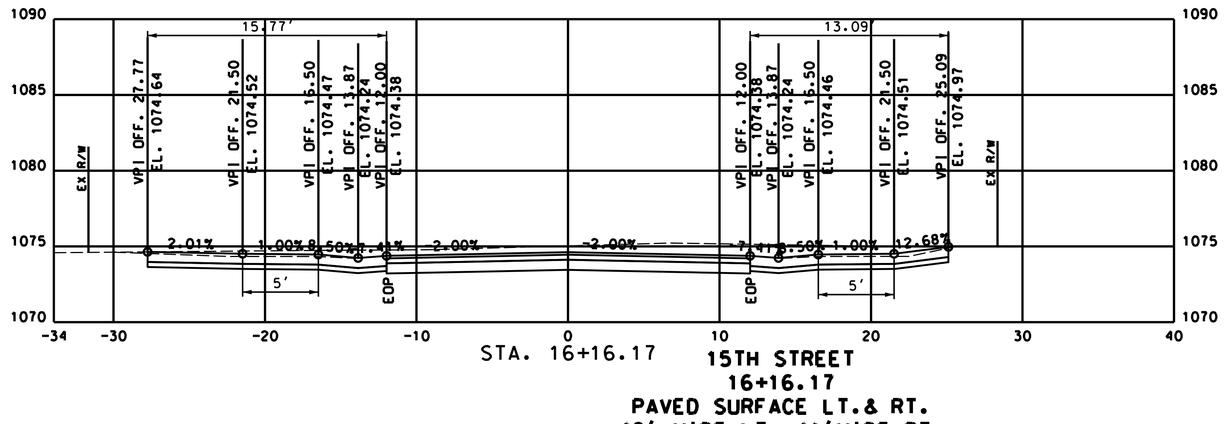

STA. 16+16.17

15TH STREET
16+16.17
PAVED SURFACE LT.& RT.
40' WIDE LT. 41'WIDE RT.

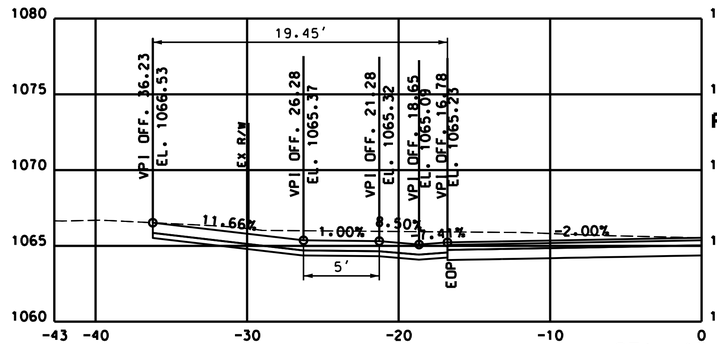

STA. 13+94.25

15TH STREET
13+94.25
PAVED SURFACE LT.
9' WIDE

STA. 12+65.94

15TH STREET
12+65.94
PAVED SURFACE LT.
32' WIDE

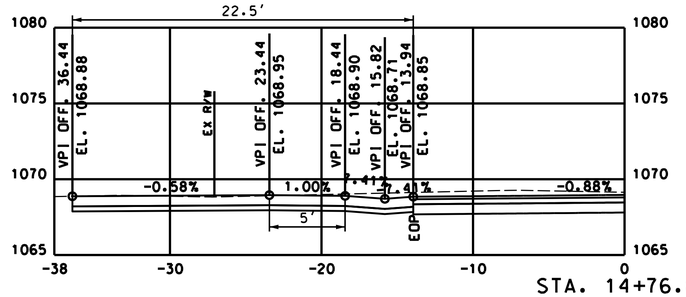

STA. 14+76.60

15TH STREET
14+76.60
PAVED SURFACE LT.
9.8' WIDE

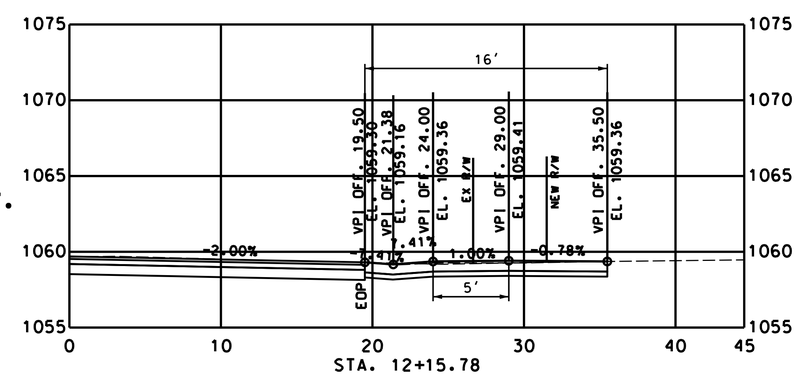

STA. 12+15.78

15TH STREET
12+15.78
PAVED SURFACE RT.
38' WIDE

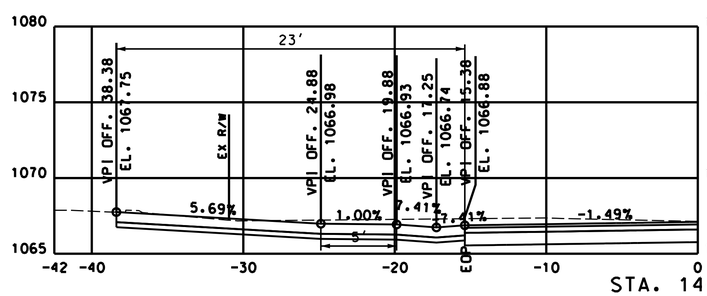

STA. 14+31.85

15TH STREET
14+31.85
PAVED SURFACE LT.
9.3' WIDE

ENTRANCE PROFILE SHEET
15TH STREET
SHEET 6 OF 7

STATE OF MISSOURI
SEAN LEE MATLOCK
NUMBER PE-27133
PROFESSIONAL ENGINEER

DATE PREPARED
2/23/2024

ROUTE	STATE
BL-49	MO
DISTRICT	SHEET NO.
SW	9

COUNTY
JASPER

JOB NO.
J7S3430

CONTRACT ID.

PROJECT NO.

BRIDGE NO.

DATE	DESCRIPTION

IF A SEAL IS PRESENT ON THIS SHEET IT HAS BEEN ELECTRONICALLY SEALED AND DATED.

MISSOURI HIGHWAYS AND TRANSPORTATION COMMISSION

105 WEST CAPITOL
JEFFERSON CITY, MO 65102
1-888-ASK-MODOT (1-888-275-6636)

ANDERSON ENGINEERING
EMPLOYEE OWNED
ENGINEERS - SURVEYORS - LABORATORIES - DRILLING
216 E. HIGH ST. • JEFFERSON CITY, MO 65101 • (417) 334-3112
ANDERSON COA# 000062 • ANDREW ECKHART, PE# 2009018117

RANGELINE ROAD (BL49)
142+90.58 RT.
REPLACE C & G ONLY
U.I.P. EXISTING PAVEMENT
26' WIDE

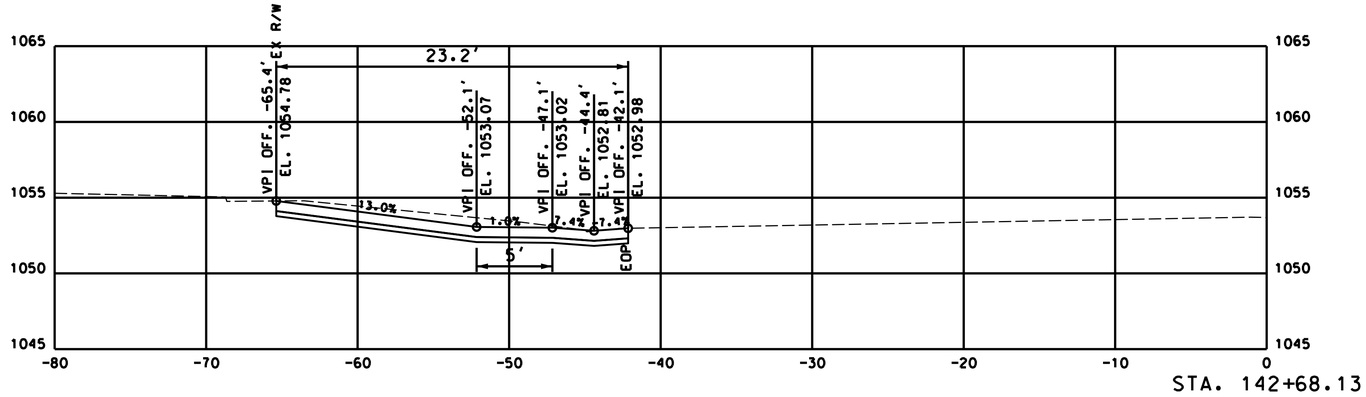

STA. 142+68.13

RANGELINE ROAD (BL49)
142+68.13
PAVED APPROACH LT.
40' WIDE

RANGELINE ROAD (BL49)
142+40.90
PAVED APPROACH RT.
18' WIDE

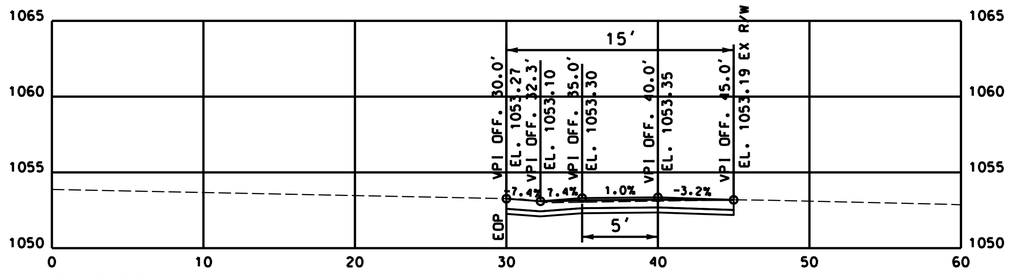

STA. 142+40.90

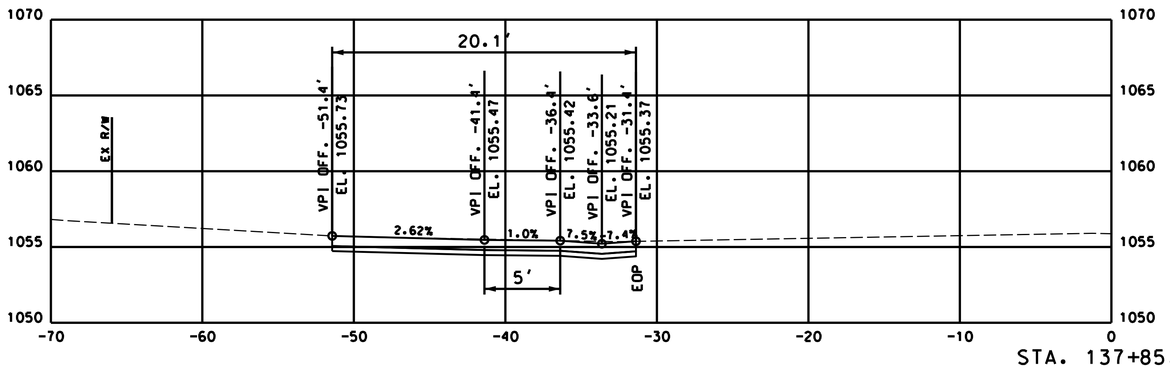

STA. 137+85.64

RANGELINE ROAD (BL49)
137+85.64
PAVED APPROACH LT.
24' WIDE

ENTRANCE PROFILE SHEET
BL49 (RANGE LINE ROAD)
SHEET 7 OF 7

STATE OF MISSOURI
SEAN LEE MATLOCK
NUMBER PE-27133
PROFESSIONAL ENGINEER
Sean L. Matlock

DATE PREPARED: 2/23/2024
ROUTE: BL49 | STATE: MO
DISTRICT: SW | SHEET NO.: 10
COUNTY: JASPER
JOB NO.: J7S3430
CONTRACT ID.:
PROJECT NO.:
BRIDGE NO.:

DESCRIPTION	DATE

IF A SEAL IS PRESENT ON THIS SHEET IT HAS BEEN ELECTRONICALLY SEALED AND DATED.

MISSOURI HIGHWAYS AND TRANSPORTATION COMMISSION
105 WEST CAPITOL
JEFFERSON CITY, MO 65102
1-888-ASK-MODOT (1-888-275-6636)

ANDERSON ENGINEERING
EMPLOYEE OWNED
ENGINEERS - SURVEYORS - LABORATORIES - DRILLING
816 S. HWY. 65 • SUITE 1 • LINCOLN, MO 65338 • (417) 236-3112
ANDERSON COA# 000062 • ANDREW ECKHART, PE# 2009019117

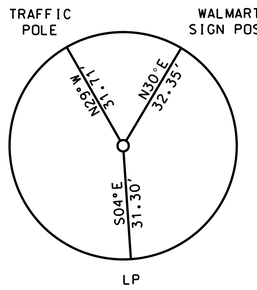

TBM 4
(3.5" x 36" ALUMINUM MONUMENT)
CENTER OF
T27N R43W SEC 7
BL49
STA. 142+92.57
870.63 LT

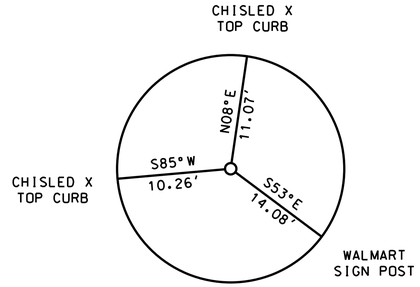

CP 2
(3.5" x 36" ALUMINUM MONUMENT)
CENTER OF
T27N R43W SEC 7
BL49
STA. 142+92.57
870.63 LT

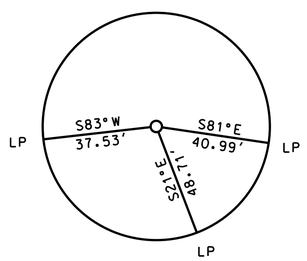

CP 50
(3.5" x 36" ALUMINUM MONUMENT)
CENTER OF
T27N R43W SEC 7
BL49
STA. 142+92.57
870.63 LT

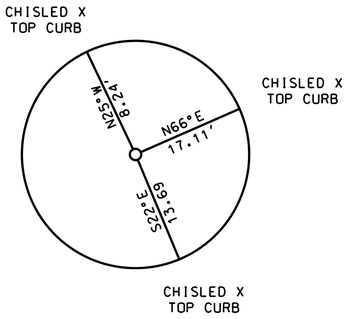

CP 51
(3.5" x 36" ALUMINUM MONUMENT)
CENTER OF
T27N R43W SEC 7
BL49
STA. 142+92.57
870.63 LT

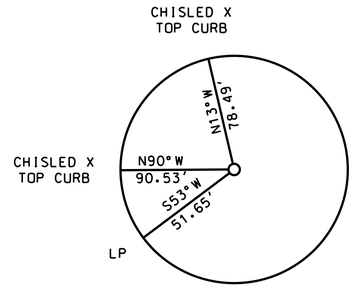

CP 52
(3.5" x 36" ALUMINUM MONUMENT)
CENTER OF
T27N R43W SEC 7
BL49
STA. 142+92.57
870.63 LT

TIES ARE HORIZONAL MEASUREMENTS UNLESS OTHERWISE NOTED

REFERENCE POINTS SHEET
SHEET 1 OF 1

STATE OF MISSOURI
SEAN LEE MATLOCK
NUMBER PE-27133
PROFESSIONAL ENGINEER

DATE PREPARED: 2/23/2024
ROUTE: BL49 | STATE: MO
DISTRICT: SW | SHEET NO.: 11
COUNTY: JASPER
JOB NO.: J7S3430
CONTRACT ID.:
PROJECT NO.:
BRIDGE NO.:

DESCRIPTION	DATE

IF A SEAL IS PRESENT ON THIS SHEET IT HAS BEEN ELECTRONICALLY SEALED AND DATED.

MISSOURI HIGHWAYS AND TRANSPORTATION COMMISSION
105 WEST CAPITOL
JEFFERSON CITY, MO 65102
1-888-ASK-MODOT (1-888-275-6636)

ANDERSON ENGINEERING
EMPLOYEE OWNED
ENGINEERS - SURVEYORS - LABORATORIES - DRILLING
510 S. KEENE, COLUMBIA, MISSOURI 65201 PHONE: (417) 334-4112
ANDERSON COA# 000062 - AUDREY ECKHART, PE# 2009019117

ALL PROJECT COORDINATES HAVE BEEN PROJECTED FROM THE MISSOURI STATE PLANE COORDINATE (SPC) SYSTEM OF 1983 USING AN AVERAGE PROJECT PROJECTION (GRID TO GROUND) FACTOR. TO GET BACK TO STATE PLANE COORDINATES MULTIPY THE PROJECT COORDINATES BY THE AVERAGE GRID FACTOR AS SHOWN IN THE "REFERENCE CONTROL INFORMATION" PORTION OF THIS TABLE.

PROJECT COORDINATE INFORMATION

COORDINATE SYSTEM	MODIFIED STATE PLANE
HORIZONTAL DATUM	NAD 83
VERTICAL DATUM	NAVD 88
GEOID MODEL	GEOID12B
ELEVATIONS DETERMINED BY	MODOT VRS NETWORK
PROJECT PROJECTION FACTOR	1.000104169

REFERENCE CONTROL INFORMATION

COORDINATE SYSTEM	MODIFIED STATE PLANE
CONTROL STATION	JS 003
DESIGNATION	JS 003
CORS_ID	N/A
PID	HE1212
LATITUDE	37°25'01.76197"
LONGITUDE	94°22'39.39714"
NORTHING (M)	101771.647
EASTING (M)	851990.636
ZONE	2403 (MO-WEST)
PROJECT AVERAGE GRID FACTOR	0.999941231

EXAMPLE OF PROJECT COORDINATE TO S.P.C.

PROJECT NORTHING X AVERAGE GRID FACTOR
= STATE PLANE NORTHING
PROJECT EASTING X AVERAGE GRID FACTOR
= STATE PLANE EASTING

EXAMPLE: CONTROL POINT #1
N 457612.4224 X 0.999941231 = N 457585.5290
E 3021371.1571 X 0.999941231 = E 3021193.5940

LINEAR UNIT CONVERSION

1 METER = 3.280833333 US SURVEY FEET (USFT)

COORDINATE POINT LISTING

SHEET NO	STATION	LOCATION	* OFFSET (USFT)	MODIFIED STATE PLANE (GROUND) NORTHING (US SURVEY FT)	EASTING (US SURVEY FT)	ELEVATION (US SURVEY FT)	DESCRIPTION	GPK POINT ID
PROJECT CONTROL POINTS								
N.A.	142+92.57	BL49 LT	870.63	330030.609	2795913.973	1074.065	IRON PIN	CP 1
7	16+64.03	15TH RT	31.19	330313.937	2795710.470	1076.140	3.5" x 36" ALUMINUM MONUMENT	CP 2
6	11+15.09	15TH RT	34.22	330299.103	2795165.000	1057.860		CP 3
6	10+70.15	15TH RT	70.97	330244.402	2795118.912	1056.660		TBM 4
7	16+71.69	15TH RT	90.35	330254.622	2795715.483	1076.880		TBM 5
6	12+78.14	15TH RT	33.73	330274.959	2795327.972	1060.400		CP 50
6	11+36.88	15TH LT	46.76	330359.924	2795189.370	1059.230		CP 51
7	14+24.60	15TH RT	44.91	330261.001	2795478.565	1066.383		CP 52
4	140+86.74	BL49 RT	57.22	330263.254	2794992.322	1053.268		CP 53
N.A.	7+98.45	15TH LT	29.98	330294.060	2794848.677	1049.427		CP 54
6	10+69.75	15TH LT	50.19	330365.498	2795122.416	1055.686		CP 55
4	139+56.34	BL49 RT	82.19	330394.294	2794971.000	1050.131		CP 60
ALIGNMENT								
4	137+50.00	BL49	0.0				BEGINING POINT ON TANGENT	POT
4	140+00.00	BL49	0.0	330317.570	2795051.074	1054.78	INTERSECT WITH 15TH	PI
5	143+30.67	BL49	0.0				ENDING POINT ON TANGENT	POT
4	8+40.00	15TH	0.0				BEGINING POINT ON TANGENT	POT
4	10+00.00	15TH	0.0	330317.570	2795051.074	1054.78	INTERSECT WITH BL49	PI
6	13+88.95	15TH	0.0	330305.128	2795439.800	1065.29	CURVE PRBL_3	PC
7	14+34.36	15TH	0.0				CURVE PRBL_3	PI
7	14+79.26	15TH	0.0	330313.852	2795529.432	1069.08	CURVE PRBL_3	PT
7	15+79.26	15TH	0.0	330336.261	2795626.882	1073.27	CURVE PRBL_6	PC
7	16+25.16	15TH	0.0				CURVE PRBL_6	PI
7	16+70.59	15TH	0.0	330344.951	27957171.532	1076.22	CURVE PRBL_6	PT
7	17+00.00	15TH	0.0	330343.923	2795746.943	1076.99	ENDING POINT ON TANGENT	POT

* GROUND DISTANT

COORDINATED POINT SHEET
SHEET 1 OF 1

STATE OF MISSOURI
SEAN LEE MATLOCK
NUMBER PE-27133
PROFESSIONAL ENGINEER
Sean L. Matlock

DATE PREPARED 2/23/2024
ROUTE BL49 | STATE MO
DISTRICT SW | SHEET NO. 12
COUNTY JASPER
JOB NO. J7S3430
CONTRACT ID.
PROJECT NO.
BRIDGE NO.

IF A SEAL IS PRESENT ON THIS SHEET IT HAS BEEN ELECTRONICALLY SEALED AND DATED.

DESCRIPTION | DATE

MISSOURI HIGHWAYS AND TRANSPORTATION COMMISSION
105 WEST CAPITOL
JEFFERSON CITY, MO 65102
1-888-ASK-MODOT (1-888-275-6636)

ANDERSON ENGINEERING
EMPLOYEE OWNED
ENGINEERS - SURVEYORS - LABORATORIES - DRILLING
216 S. 17th STREET • MEXICO, MISSOURI 65265 • (573) 324-5616
ANDERSON COA# 000082 • ANDREW ECKHART, PE# 2009018117

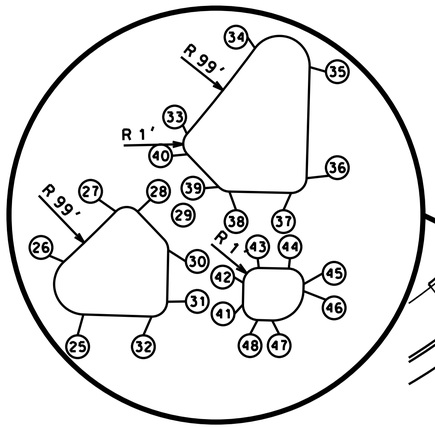

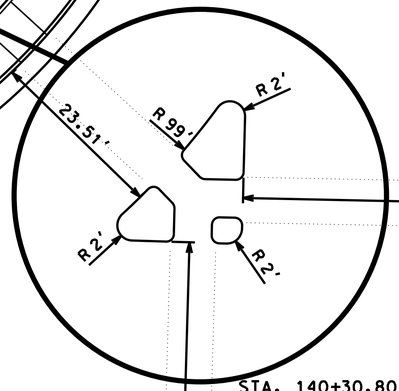

RANGELINE ROAD
BL49

65'

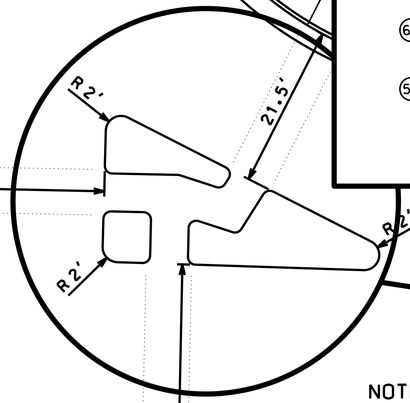

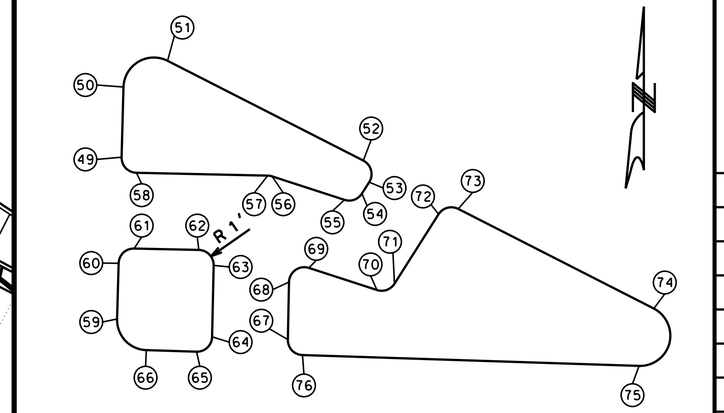

140

NORTHWEST ISLAND LAYOUT		
POINT #	STATION	OFFSET
25	9+53.41	29.00' LT
26	9+52.00	32.43' LT
27	9+55.33	35.85' LT
28	9+56.75	35.89' LT
29	9+58.57	34.12' LT
30	9+58.87	33.42' LT
31	9+58.91	30.01' LT
32	9+57.91	29.00' LT
33	9+59.86	41.12' LT
34	9+64.16	46.92' LT
35	9+67.81	45.80' LT
36	9+67.84	38.46' LT

NORTHWEST ISLAND LAYOUT		
POINT #	STATION	OFFSET
37	9+66.85	37.45' LT
38	9+62.78	37.41' LT
39	9+62.07	37.70' LT
40	9+59.94	39.78' LT
41	9+60.25	30.00' LT
42	9+63.89	31.42' LT
43	9+64.88	32.43' LT
44	9+66.86	32.45' LT
45	9+67.87	31.46' LT
46	9+67.87	31.01' LT
47	9+65.87	29.00' LT
48	9+64.91	29.00' LT

NORTHEAST ISLAND LAYOUT		
POINT #	STATION	OFFSET
49	10+32.84	39.17' LT
50	10+32.82	43.81' LT
51	10+35.67	45.63' LT
52	10+48.79	39.46' LT
53	10+49.23	38.05' LT
54	10+48.78	37.28' LT
55	10+47.64	36.83' LT
56	10+42.81	38.23' LT
57	10+40.82	38.20' LT
58	10+33.85	38.18' LT
59	10+32.88	28.49' LT
60	10+32.87	32.17' LT
61	10+33.86	33.17' LT
62	10+38.13	33.22' LT

NORTHEAST ISLAND LAYOUT		
POINT #	STATION	OFFSET
63	10+39.14	31.39' LT
64	10+39.19	27.51' LT
65	10+38.19	26.50' LT
66	10+34.88	26.50' LT
67	10+44.20	27.49' LT
68	10+44.15	31.29' LT
69	10+45.43	32.19' LT
70	10+49.97	30.95' LT
71	10+51.11	31.40' LT
72	10+53.87	36.07' LT
73	10+55.16	36.47' LT
74	10+68.27	30.31' LT
75	10+67.42	26.50' LT
76	10+45.20	26.50 LT

STA. 140+30.80
RANGELINE ROAD=
STA. 10+00.00
15TH STREET

15TH STREET

50'

48'

NOTE:
ALL ISLANDS ARE
8" THICK CONCRETE

SOUTHWEST ISLAND LAYOUT		
POINT #	STATION	OFFSET
1	9+50.27	21.00' RT
2	9+58.08	21.00' RT
3	9+59.08	22.00' RT
4	9+59.16	28.74' RT
5	9+58.87	29.88' RT
6	9+58.03	30.32' RT
7	9+56.67	30.38' RT
8	9+49.14	24.65' RT
9	9+65.08	21.00' RT
10	9+66.09	21.00' RT
11	9+68.09	23.00' RT
12	9+68.11	26.60' RT
13	9+67.12	27.60' RT
14	9+65.15	27.63' RT
15	9+64.13	26.64' RT
16	9+64.08	22.71' RT
17	9+63.15	32.65' RT
18	9+67.13	32.61' RT
19	9+68.14	33.60' RT
20	9+68.15	36.61' RT
21	9+64.69	38.00' RT
22	9+61.80	35.04' RT
23	9+61.78	33.62' RT
24	9+62.44	32.95' RT

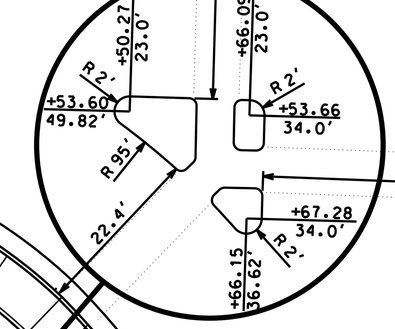

9

10

65'

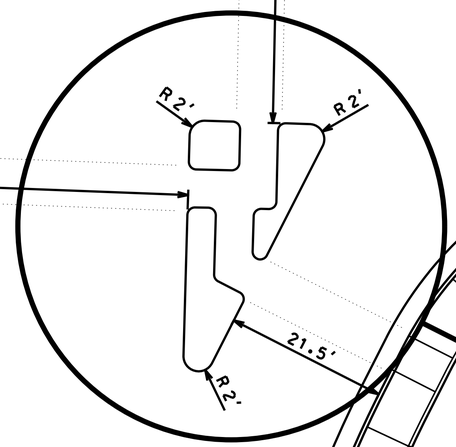

141

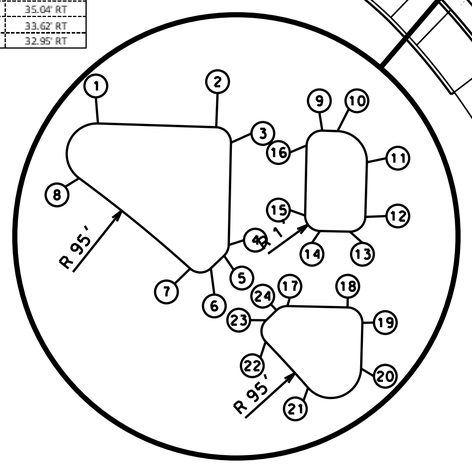

NOTE:
ALL INSIDE
RADIUS ARE 1'

SCALE
0 10 20 30

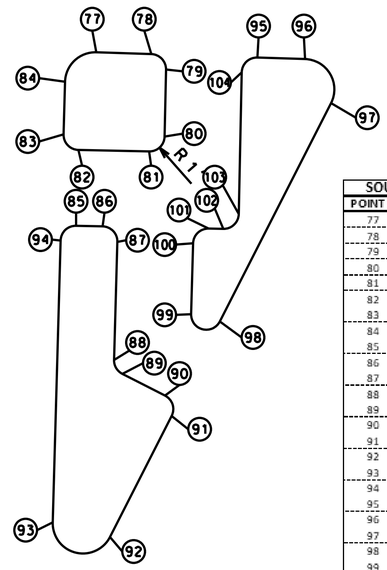

SOUTHEAST ISLAND LAYOUT		
POINT #	STATION	OFFSET
77	10+35.10	21.50' RT
78	10+38.73	21.50' RT
79	10+39.73	22.49' RT
80	10+39.78	26.91' RT
81	10+38.79	27.92' RT
82	10+34.12	27.97' RT
83	10+33.11	26.98' RT
84	10+33.10	23.50' RT
85	10+34.13	32.98' RT
86	10+35.88	32.96' RT
87	10+36.89	33.96' RT
88	10+36.92	41.75' RT
89	10+37.50	42.65' RT
90	10+40.36	44.00' RT
91	10+40.84	45.33' RT
92	10+37.02	53.44' RT
93	10+33.21	52.60' RT
94	10+33.14	33.99' RT
95	10+45.73	21.50' RT
96	10+48.88	21.50' RT
97	10+50.69	24.35' RT
98	10+43.81	38.99' RT
99	10+41.91	38.57' RT
100	10+41.89	33.89' RT
101	10+42.88	32.89' RT
102	10+43.84	32.88' RT
103	10+44.83	31.87' RT
104	10+44.73	22.51' RT

SPECIAL SHEET
ISLAND DETAILS
SHEET 1 OF 8

STATE OF MISSOURI
SEAN LEE MATLOCK
NUMBER PE-27133
PROFESSIONAL ENGINEER

DATE PREPARED
2/23/2024

ROUTE	STATE
BL49	MO
DISTRICT	SHEET NO.
SW	13

COUNTY
JASPER

JOB NO.
J7S3430

CONTRACT ID.

PROJECT NO.

BRIDGE NO.

DESCRIPTION	DATE

IF A SEAL IS PRESENT ON THIS SHEET IT HAS BEEN ELECTRONICALLY SEALED AND DATED.

MISSOURI HIGHWAYS AND TRANSPORTATION COMMISSION

105 WEST CAPITOL
JEFFERSON CITY, MO 65102
1-888-ASK-MODOT (1-888-275-6636)

ANDERSON ENGINEERING
EMPLOYEE OWNED

ENGINEERS - SURVEYORS - LABORATORIES - DRILLING
816 3TH STREET, BOX 348, HERMANN, MISSOURI 65041 (573) 226-3012
ANDERSON CORP 000002 - ANDREW EGHART, PE# 2009001717

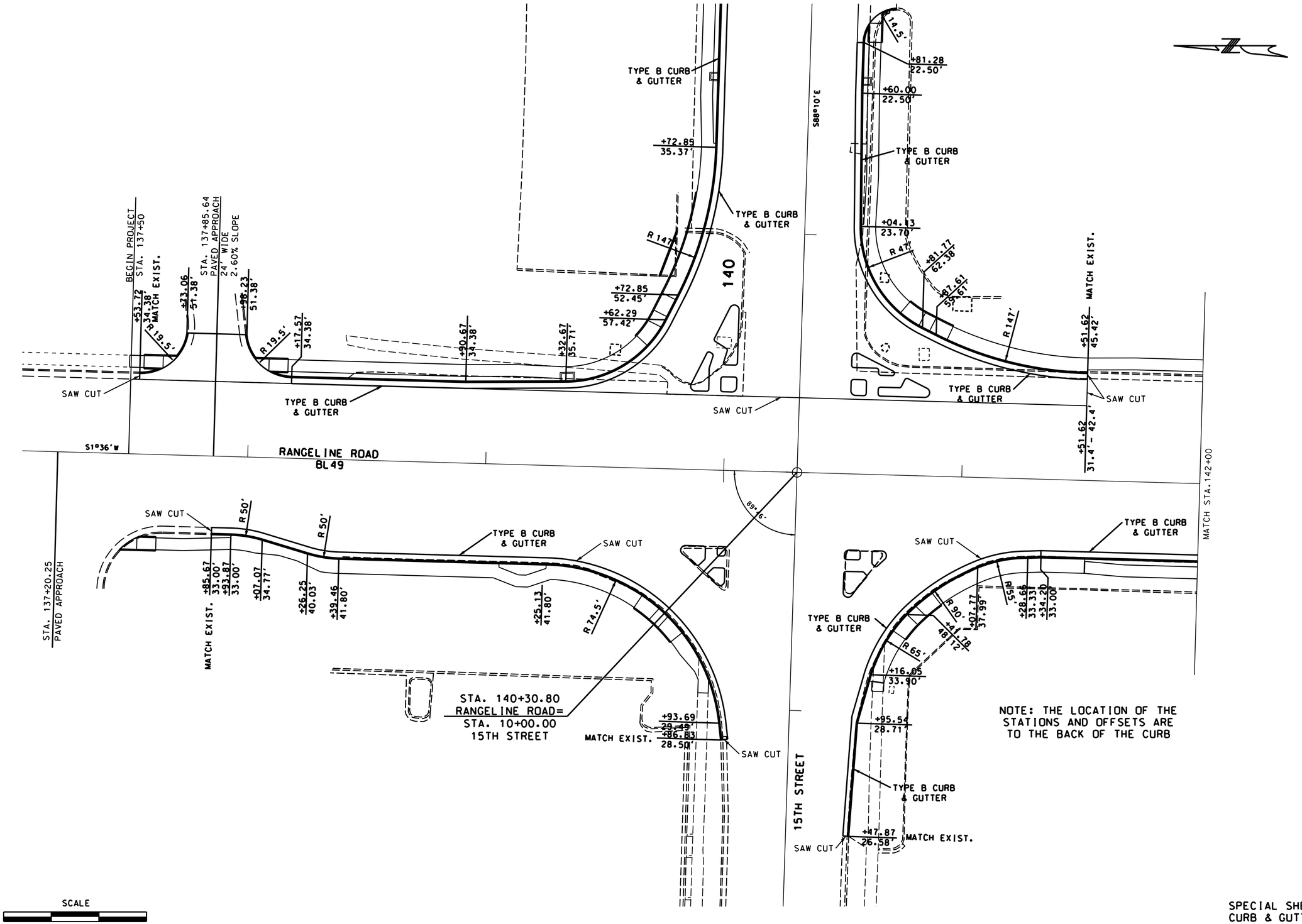

SPECIAL SHEET
CURB & GUTTER
SHEET 2 OF 8

STATE OF MISSOURI
SEAN LEE MATLOCK
NUMBER PE-27133
PROFESSIONAL ENGINEER

DATE PREPARED
2/23/2024

ROUTE	STATE
BL49	MO
DISTRICT	SHEET NO.
SW	14

COUNTY
JASPER

JOB NO.
J7S3430

CONTRACT ID.

PROJECT NO.

BRIDGE NO.

DATE	DESCRIPTION

IF A SEAL IS PRESENT ON THIS SHEET IT HAS BEEN ELECTRONICALLY SEALED AND DATED.

MISSOURI HIGHWAYS AND TRANSPORTATION COMMISSION

105 WEST CAPITOL
JEFFERSON CITY, MO 65102
1-888-ASK-MODOT (1-888-275-6636)

ANDERSON ENGINEERING
EMPLOYEE OWNED

ENGINEERS - SURVEYORS - LABORATORIES - DRILLING
218 STATE ROUTE 291 • HIGGINSVILLE, MISSOURI 64037 • (816) 524-8972
ANDERSON COA# 000062 • ANDREW ECKHART, PE# 2009018117

0 20 40 60
SCALE

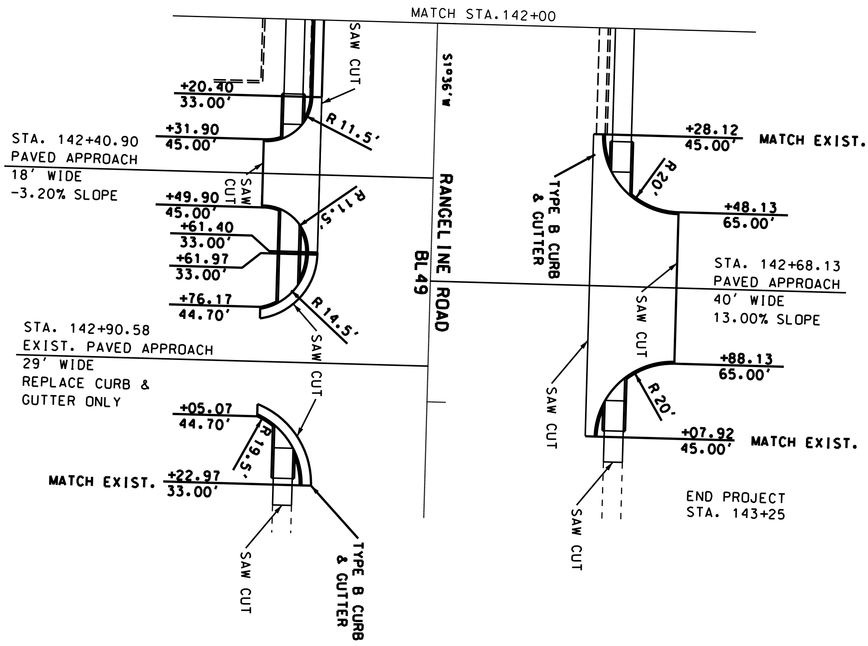

NOTE: THE LOCATION OF THE STATIONS AND OFFSETS ARE TO THE BACK OF THE CURB

SPECIAL SHEET
CURB & GUTTER
SHEET 3 OF 8

ANDERSON ENGINEERING
EMPLOYEE OWNED
ENGINEERS · SURVEYORS · LABORATORIES · DRILLING
218 5TH, P.O.BOX 286 · MONETT, MISSOURI 65708 · PHONE (417) 236-0112
ANDERSON COA# 000062 · ANDREW ECKHART, PE# 2009008117

MISSOURI HIGHWAYS AND TRANSPORTATION COMMISSION
MoDOT
105 WEST CAPITOL
JEFFERSON CITY, MO 65102
1-888-ASK-MODOT (1-888-275-6636)

DATE	DESCRIPTION

BRIDGE NO.
PROJECT NO.
CONTRACT ID. JTS3430
JOB NO. J7S3430
COUNTY JASPER
ROUTE BL 49
DISTRICT SW
STATE MO
SHEET NO. 15
DATE PREPARED 2/23/2024

STATE OF MISSOURI
SEAN LEE MALLOCK
NUMBER PE-2009008117
PROFESSIONAL ENGINEER

IF A SEAL IS PRESENT ON THIS SHEET IT HAS BEEN ELECTRONICALLY SEALED AND DATED.

NOTE:
SEE CITY OF JOPLIN STANDARDS
FOR TYPE C ENTRANCE &
TYPE C CURB & GUTTER.

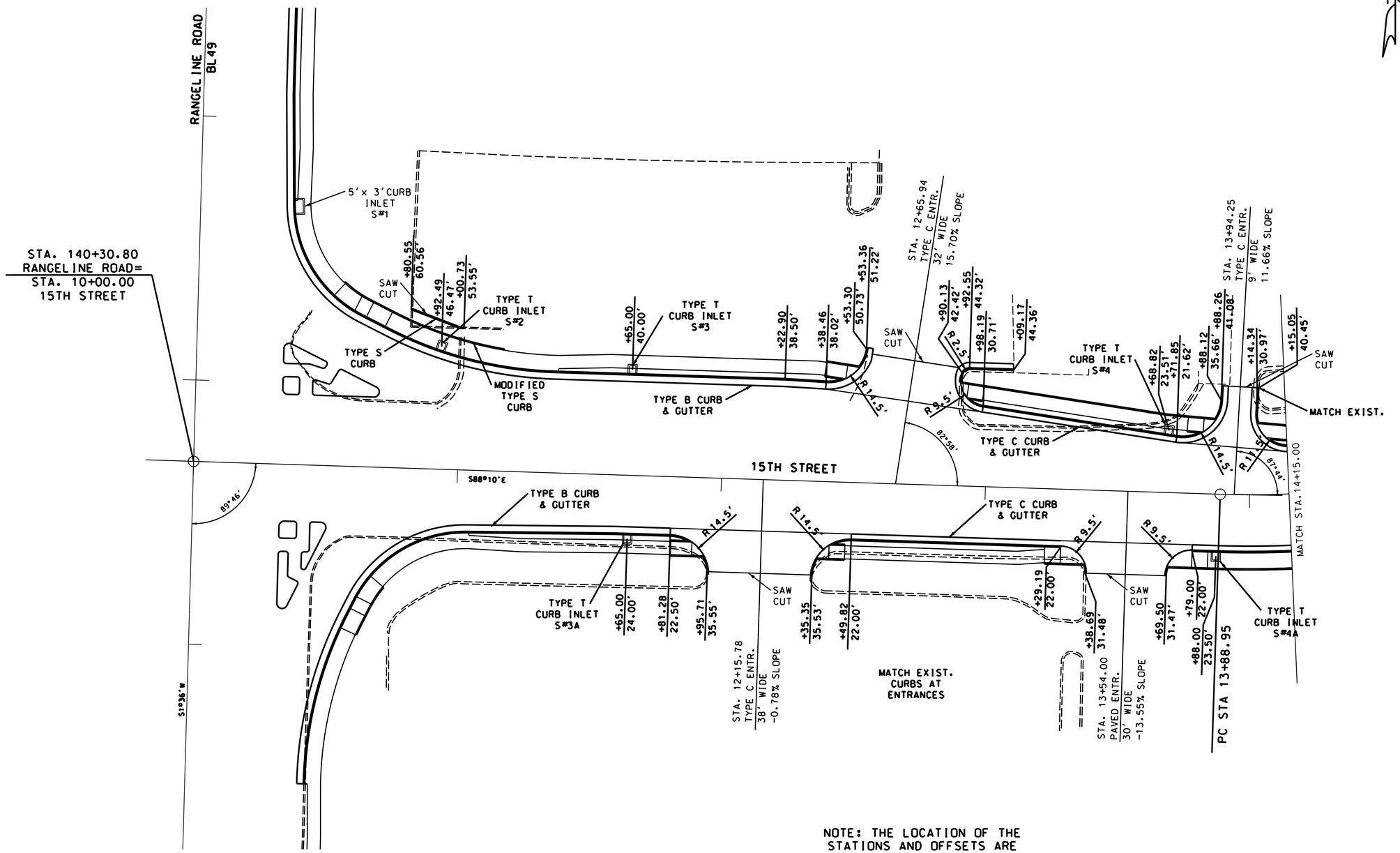

NOTE: THE LOCATION OF THE
STATIONS AND OFFSETS ARE
TO THE BACK OF THE CURB

SCALE
0 20 40 60

SPECIAL SHEET
CURB & GUTTER
SHEET 4 OF 8

STATE OF MISSOURI
SEAN LEE MATLOCK
NUMBER PE-27133
PROFESSIONAL ENGINEER
Sean L. Matlock

DATE PREPARED
2/23/2024

ROUTE	STATE
BL49	MO
DISTRICT	SHEET NO.
SW	16

COUNTY
JASPER

JOB NO.
J7S3430

CONTRACT ID.

PROJECT NO.

BRIDGE NO.

DATE	DESCRIPTION

IF A SEAL IS PRESENT ON THIS SHEET IT HAS BEEN ELECTRONICALLY SEALED AND DATED.

MISSOURI HIGHWAYS AND TRANSPORTATION COMMISSION
105 WEST CAPITOL
JEFFERSON CITY, MO 65102
1-888-ASK-MODOT (1-888-275-6636)

ANDERSON ENGINEERING
EMPLOYEE OWNED
ENGINEERS • SURVEYORS • LABORATORIES • DRILLING
2114 E. 32nd, JOPLIN, MISSOURI 64804 (417) 624-3172
ANDERSON COA# 000062 • ANDREW ECKHART, PE# 2009018117

NOTE:
SEE CITY OF JOPLIN STANDARDS
FOR TYPE C ENTRANCE &
TYPE C CURB & GUTTER.

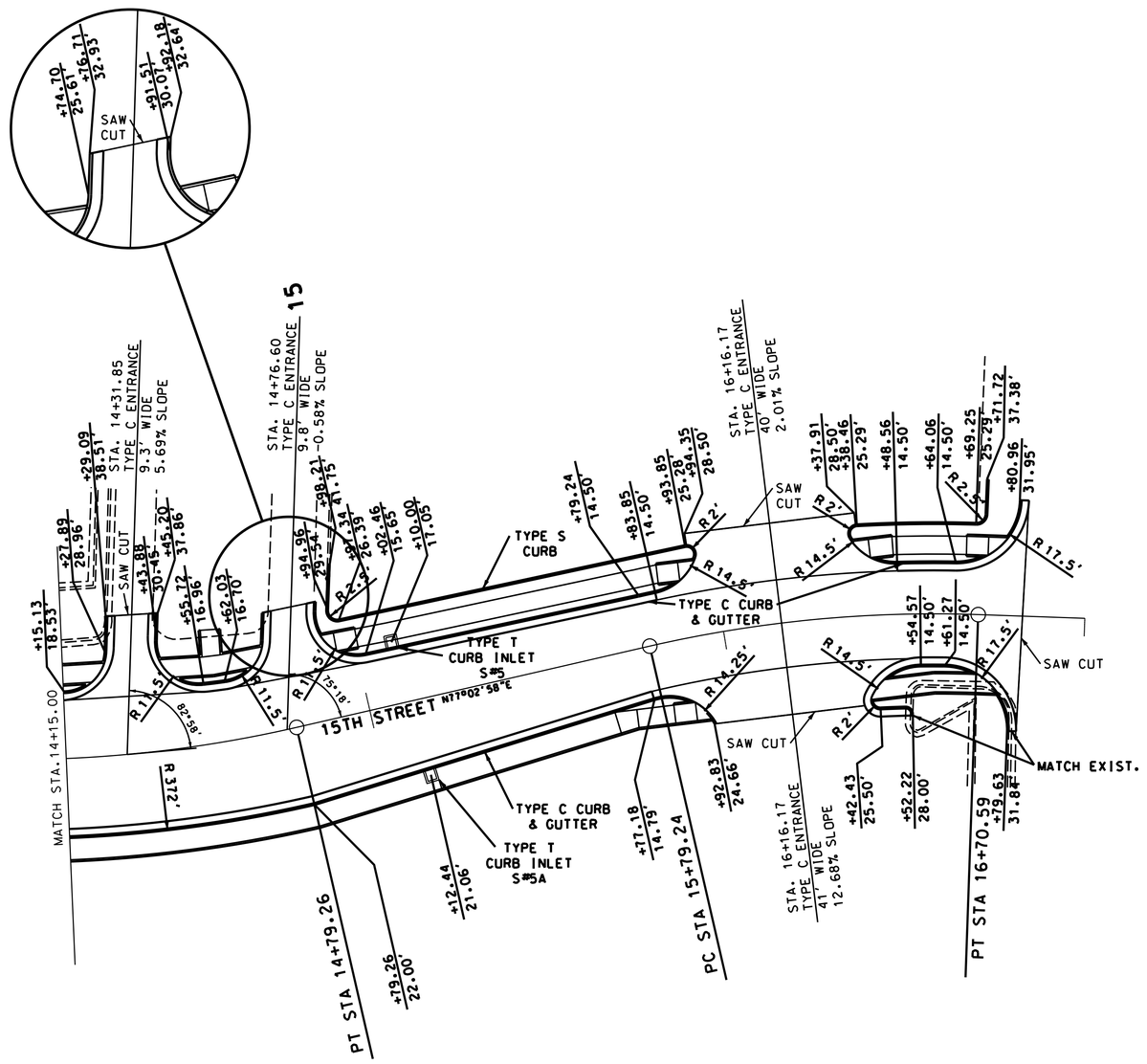

NOTE: THE LOCATION OF THE
STATIONS AND OFFSETS ARE
TO THE BACK OF THE CURB

SCALE
0 20 40 60

SPECIAL SHEET
CURB & GUTTER
SHEET 5 OF 8

STATE OF MISSOURI
SEAN LEE MATLOCK
NUMBER PE-27133
PROFESSIONAL ENGINEER
Sean L. Matlock

DATE PREPARED
2/23/2024

ROUTE	STATE
BL49	MO
DISTRICT	SHEET NO.
SW	17

COUNTY
JASPER

JOB NO.
J7S3430

CONTRACT ID.

PROJECT NO.

BRIDGE NO.

IF A SEAL IS PRESENT ON THIS SHEET IT HAS BEEN ELECTRONICALLY SEALED AND DATED.

DESCRIPTION	DATE

MISSOURI HIGHWAYS AND TRANSPORTATION COMMISSION
105 WEST CAPITOL
JEFFERSON CITY, MO 65102
1-888-ASK-MODOT (1-888-275-6636)

ANDERSON ENGINEERING
EMPLOYEE OWNED
ENGINEERS - SURVEYORS - LABORATORIES - DRILLING
STATE CERTIFICATE OF AUTHORITY: MISSOURI ENGINEERING - 001135; SURVEYING
ANDERSON CORP 000062 - ANDREW ECKHART, PE# 2009018117

NOTE:
SEE MODOT STANDARDS
FOR TYPE T DROP INLETS.

EXIST 7' X 7'
JUNCTION BOX

STA. 137+43.53. 46.37' LT.
EXIST. 7' X 7' JUNCTION BOX

24" X 73' GROUP A PIPE

4' X 7'
JUNCTION
BOX

STA. 138+21.41. 47.07' LT.
4' X 7' JUNCTION BOX

24" X 14' GROUP A PIPE
WITH 24" F.E.S.

24" X 109' GROUP A PIPE

RANGELINE ROAD
BL 49

T#1
STA. 139+33.20. 37.29' LT.
5' X 3' TYPE T D.I.

T#2
STA. 10+92.48. 46.47' LT.
2.5' X 3' TYPE T D.I.

T#3
STA. 11+65.02. 40.00' LT.
2.5' X 3' TYPE T D.I.

T#4
STA. 13+68.82. 23.51' LT.
2.5' X 3' TYPE T D.I.

T#5
STA. 15+10.03. 17.05' LT.
2.5' X 3' TYPE T D.I.

T#1
35°
+51.79
67.27'
+63.74
52.07'

24" X 76' GROUP A PIPE

24" X 71' GROUP A PIPE

24" X 202' GROUP A PIPE

18" X 134' GROUP A PIPE

T#2
T#3
T#4
T#5

STA. 140+30.80
RANGELINE ROAD=
STA. 10+00.00
15TH STREET

24" GROUP A PIPE

TYPE B CURB
& GUTTER

TYPE C CURB
& GUTTER

18" X 61' GROUP A PIPE

15TH STREET

S88°10'E

18" X 48' GROUP A PIPE

18" X 35' GROUP A PIPE

89°46'

TYPE B CURB
& GUTTER

TYPE C CURB
& GUTTER

T#5A

T#3A

T#4A

PC STA 13+88.95

T#3A
STA. 11+65.02. 24.01' RT.
2.5' X 3' TYPE T D.I.

T#4A
STA. 13+88.03. 23.47' RT.
2.5' X 3' TYPE T D.I.

T#5A
STA. 15+12.44. 21.06' RT.
2.5' X 3' TYPE T D.I.

SCALE
0 20 40 60

SPECIAL SHEET
STORM SEWER
SHEET 5A OF 8

STATE OF MISSOURI
SEAN LEE MATLOCK
NUMBER PE-27133
PROFESSIONAL ENGINEER
Sean L. Matlock

DATE PREPARED
2/23/2024

ROUTE	STATE
BL-49	MO
DISTRICT	SHEET NO.
SW	17A

COUNTY
JASPER

JOB NO.
J7S3430

CONTRACT ID.
.

PROJECT NO.
.

BRIDGE NO.
.

DESCRIPTION	DATE
.	.
.	.
.	.
.	.
.	.
.	.
.	.

IF A SEAL IS PRESENT ON THIS SHEET IT HAS BEEN ELECTRONICALLY SEALED AND DATED.

MISSOURI HIGHWAYS AND TRANSPORTATION COMMISSION

105 WEST CAPITOL
JEFFERSON CITY, MO 65102
1-888-ASK-MODOT (1-888-275-6636)

MoDOT

ANDERSON ENGINEERING
EMPLOYEE OWNED
ENGINEERS - SURVEYORS - LABORATORIES - DRILLING
2118 STALLION DRIVE, JOPLIN, MISSOURI 64804 • (417) 624-4702
ANDERSON COA# 000067 • ANDREW ECKHART, PE # 2009007117

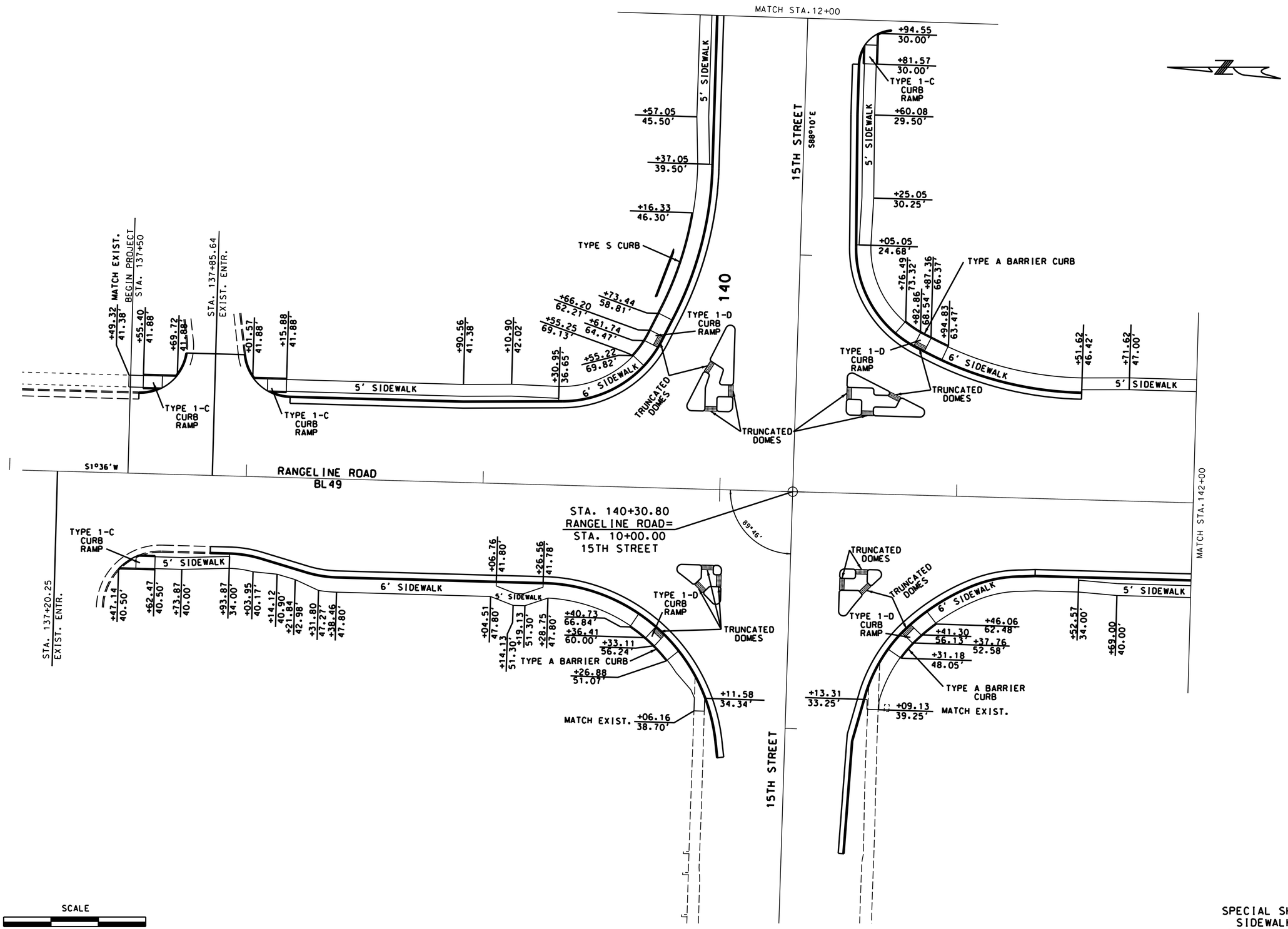

SPECIAL SHEET
SIDEWALKS
SHEET 6 OF 8

STATE OF MISSOURI
SEAN LEE MATLOCK
NUMBER PE-27133
PROFESSIONAL ENGINEER

DATE PREPARED
2/23/2024

ROUTE	STATE
BL49	MO
DISTRICT	SHEET NO.
SW	18

COUNTY
JASPER

JOB NO.
J7S3430

CONTRACT ID.

PROJECT NO.

BRIDGE NO.

DATE	DESCRIPTION

IF A SEAL IS PRESENT ON THIS SHEET IT HAS BEEN ELECTRONICALLY SEALED AND DATED.

MISSOURI HIGHWAYS AND TRANSPORTATION COMMISSION

105 WEST CAPITOL
JEFFERSON CITY, MO 65102
1-888-ASK-MODOT (1-888-275-6636)

ANDERSON ENGINEERING
EMPLOYEE OWNED

ENGINEERS - SURVEYORS - LABORATORIES - DRILLING
216 E. HIGH, P.O. BOX 2864, JEFFERSON CITY, MISSOURI 65102 PHONE: (573) 634-2910
MISSOURI COA # 000062 - ANDREW ECKHART, PE # 2009018117

SCALE
0 20 40 60

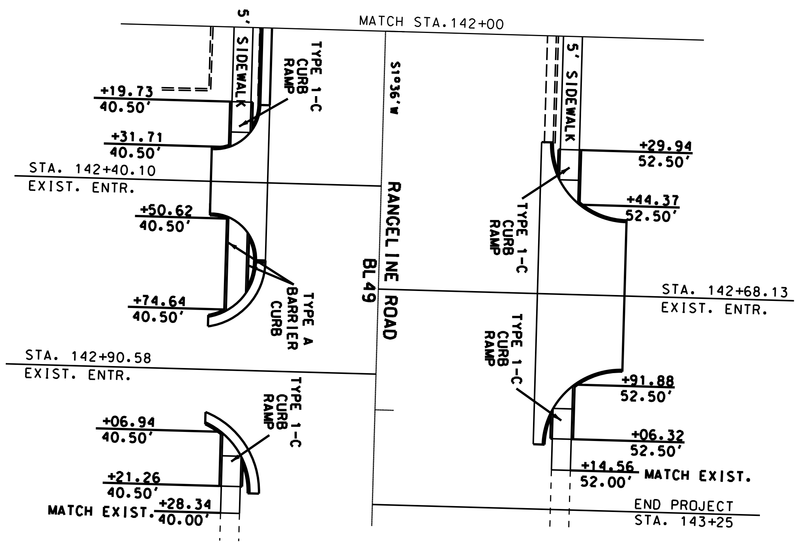

SPECIAL SHEET
SIDEWALKS
SHEET 7 OF 8

ANDERSON ENGINEERING
EMPLOYEE OWNED
ENGINEERS · SURVEYORS · LABORATORIES · DRILLING
218 5TH., P.O.BOX 286 · MONETT, MISSOURI 65708 · PHONE (417) 236-0112
ANDERSON COA# 000062 · ANDREW ECKHART, PE# 2009018117

MISSOURI HIGHWAYS AND TRANSPORTATION COMMISSION
MoDOT
105 WEST CAPITOL
JEFFERSON CITY, MO 65102
1-888-ASK-MODOT (1-888-275-6636)

DATE	DESCRIPTION

BRIDGE NO.
PROJECT NO.
CONTRACT ID.
JOB NO. J7S3430
COUNTY JASPER
DISTRICT SW
ROUTE BL 49
STATE MO
SHEET NO. 19
DATE PREPARED 2/23/2024

STATE OF MISSOURI
SEAN LEE MALLOCK
NUMBER PE-2009018117
PROFESSIONAL ENGINEER

IF A SEAL IS PRESENT ON THIS SHEET IT HAS BEEN ELECTRONICALLY SEALED AND DATED.

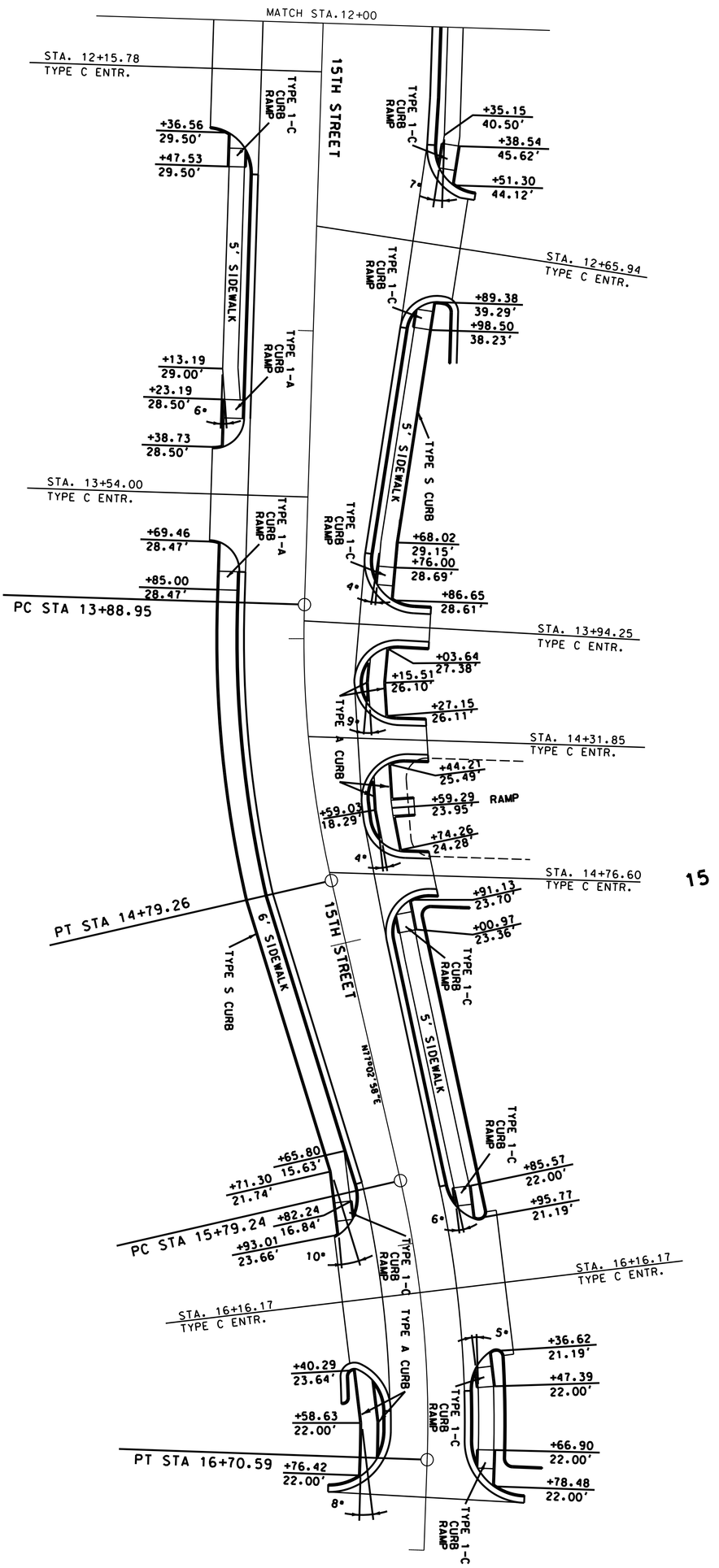

SPECIAL SHEET
SIDEWALKS
SHEET 8 OF 8

ANDERSON ENGINEERING
EMPLOYEE OWNED
ENGINEERS · SURVEYORS · LABORATORIES · DRILLING
218 5TH, P.O.BOX 286, MONETT, MISSOURI 65708 · PHONE (417) 236-0112
ANDERSON COA# 000062 · ANDREW ECKHART, PE# 2009081?

MISSOURI HIGHWAYS AND TRANSPORTATION COMMISSION
MoDOT
105 WEST CAPITOL
JEFFERSON CITY, MO 65102
1-888-ASK-MODOT (1-888-275-6636)

DATE	DESCRIPTION

BRIDGE NO.
PROJECT NO.
CONTRACT ID.
JOB NO. J7S3430
COUNTY JASPER
DISTRICT SW
SHEET NO. 20
ROUTE BL 49
STATE MO
DATE PREPARED 2/23/2024

STATE OF MISSOURI
SEAN LEE MALLOCK
NUMBER 2009081?
PROFESSIONAL ENGINEER

IF A SEAL IS PRESENT ON THIS SHEET IT HAS BEEN ELECTRONICALLY SEALED AND DATED.

REVISED: 4/18/2023

GENERAL NOTES:

1. ANY EXISTING SIGNS THAT CONFLICT WITH THE TRAFFIC CONTROL SIGNING SHALL BE COMPLETELY COVERED OR REMOVED.
2. TEMPORARY SIGNING SHOWN IS FOR WORK ON ONE SIDE OF THE ROAD. FOR WORK ON THE OTHER SIDE, REVERSE ORDER OF THE SIGNS AND CHANNELIZERS.
3. SIGNING SHOWN SHALL REMAIN IN PLACE UNTIL CONSTRUCTION IS COMPLETE.
4. ALTERNATE TRAFFIC CONTROL MAY BE USED AS NEEDED AT THE APPROVAL OF THE ENGINEER.
5. REFER TO STANDARD DRAWING 616.10, 619.10, AND 620.10 FOR ADDITIONAL DETAILS AND 903.03 FOR SIGN AND SIGN MOUNTING REQUIREMENTS.
6. SPEED LIMIT SIGNS INDICATING THE NORMAL SPEED LIMIT SHALL BE INSTALLED AT THE END OF THE WORK ZONE, PROVIDED NO FURTHER WORK ZONES WILL BE ENCOUNTERED WITHIN THE NEXT 1/2 MILE.
7. TEMPORARY SPEED LIMIT SIGNS SHALL BE COVERED OR REMOVED WHEN THE CONDITIONS REQUIRING REDUCED SPEEDS DO NOT EXIST.
8. NO DIRECT PAYMENT WILL BE MADE FOR THE RELOCATION OF CHANNELIZERS, CONSTRUCTION SIGNS, OR FLASHING ARROW PANEL.
9. ALL SIGNS, EXCEPT "RATE OUR WORK ZONES" SHALL BE PORTABLE MOUNT AND ARE TO BE MOVED AS WORK PROGRESSES, UNLESS OTHERWISE NOTED. ALL TRAFFIC CONTROL ITEMS SHALL BE REMOVED FROM THE ROADWAY DURING NON-WORKING HOURS.
10. THE CONTRACTOR SHALL BE RESPONSIBLE FOR IMPLEMENTING AND MAINTAINING PROPER TRAFFIC CONTROL SETUPS THROUGHOUT CONSTRUCTION AS DESCRIBED IN THESE PLANS OR AS APPROVED BY THE ENGINEER.
11. WHERE MINIMUM LANE WIDTHS CANNOT BE ACHIEVED ON THE SIDE STREETS, THE CONTRACTOR SHALL CLOSE HALF OF THE APPROACH AND POSITION A FLAGGER AT EACH END OF THE WORK AREA. LOCATION TO BE DETERMINED BY THE ENGINEER. ADVANCE FLAGGER SIGNING SHALL BE INSTALLED AS OUTLINED IN THE MUTCD.
12. THE CONTRACTOR SHALL MAINTAIN PUBLIC ACCESS TO ALL BUSINESSES AND STREETS. NO STREET OR ENTRANCE SHALL BE COMPLETELY BLOCKED.
13. SPACING & DISTANCES OF TRAFFIC CONTROL DEVICES ARE APPROXIMATE. THE EXACT LOCATIONS SHALL BE DETERMINED IN THE FIELD & APPROVED BY THE ENGINEER.
14. TRAFFIC CONTROL SHALL CONFORM TO THE LATEST EDITION OF THE MANUAL ON UNIFORM TRAFFIC CONTROL DEVICES (MUTCD).
15. ADJUST ADVANCE WARNING SIGN SPACING TO AVOID SIGN PLACEMENT WITHIN THE LIMITS OF THE RAILROAD RIGHT OF WAY.

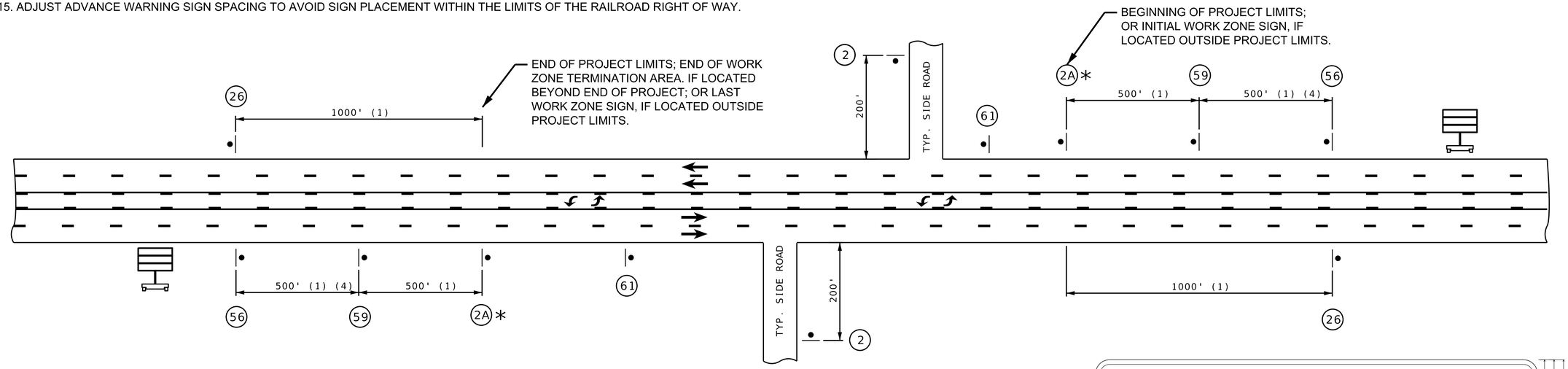

TYPICAL BEGINNING AND END OF PROJECT

(4 LANE HIGHWAY WITH TURN LANE)

(1) DISTANCE MAY BE ADJUSTED ACCORDING TO FIELD CONDITIONS. WHERE TRAFFIC BACKUPS ARE EXPECTED BEYOND THE ADVANCE WARNING AREA, ADDITIONAL SIGNING MAY BE NEEDED.

(2) SIGN CONST-7-72 IS PLACED 500 FEET BEFORE THE BEGINNING OF PROJECT LIMITS OR THE ROAD WORK AHEAD SIGN, WHEN THESE SIGNS ARE LOCATED OUTSIDE THE PROJECT LIMITS.

(3) CONST-5-96 SIGN IS PLACED IN A VISIBLE AREA WITHIN THE PROJECT LIMITS PROVIDED ITS PLACEMENT DOES NOT DISRUPT A SEQUENCE OF SIGNS. IF A VISIBLE LOCATION WITHIN THE PROJECT IS NOT AVAILABLE, THE SIGN MAY BE PLACED 500 FEET BEFORE SIGN CONST-7-72.

(4) THE "WORK ZONE NO PHONE ZONE" SIGN IS PLACED A MINIMUM OF 500 FEET BEFORE THE ROAD WORK AHEAD SIGN.

(5) CMS PLACEMENT SHALL BE APPROVED BY THE ENGINEER.

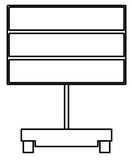

(5)



CONST-8

59 (4)

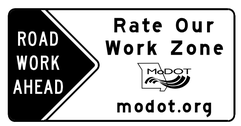

CONST-7-72

56 (2)



WO20-1

2A *



GO20-2

26



WO20-1

2

*SIGN 2A WITH AWRS MUST BE GROUND OR SKID MOUNTED.

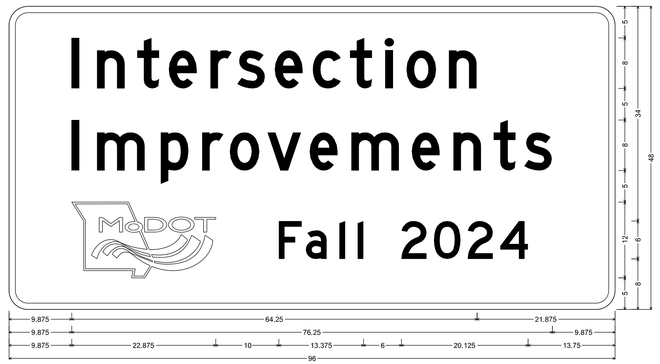

CONST-5-96 SH-FLAT SHEET:
3.000" Radius, 1.000" Border, White on, Blue;
"Intersection", D; "Improvements", D; "Fall 2024", D;
Table of letter and object lefts

l	n	t	e	r	s	e	c	t	i	o	n		
9.875	14.000	20.250	25.250	31.875	36.125	42.125	48.125	54.000	59.625	63.000	69.625		
I	m	p	r	o	v	e	m	e	n	t	s		
9.875	14.000	24.000	30.625	35.000	41.000	47.625	54.250	63.750	70.375	76.750	81.625		
☛	F	a	l	l	2	0	2	4					
9.875	42.750	47.000	52.375	55.250	62.125	67.375	72.625	77.875					

CONST-5-96

61 (3)

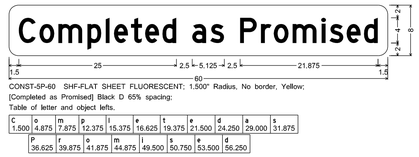

CONST-5P-60 SHF-FLAT SHEET FLUORESCENT; 1.500" Radius, No border, Yellow;
[Completed as Promised] Black D 65% spacing;
Table of letter and object lefts.

C	o	m	p	l	e	t	e	d	a	s	
1.500	4.875	7.875	12.375	15.375	16.625	19.375	21.500	24.250	29.000	31.875	
P	r	o	m	i	s	e	d				
36.625	39.875	41.875	44.875	49.500	50.750	53.500	56.250				

NOT TO SCALE

TRAFFIC CONTROL SHEET 1 OF 9

STATE OF MISSOURI
SEAN LEE MATLOCK
NUMBER PE-27133
PROFESSIONAL ENGINEER

DATE PREPARED
2/23/2024

ROUTE	STATE
BL 49	MO
DISTRICT	SHEET NO.
SW	21

COUNTY
JASPER

JOB NO.
J7S3430

CONTRACT ID.

PROJECT NO.

BRIDGE NO.

DATE	DESCRIPTION

IF A SEAL IS PRESENT ON THIS SHEET IT HAS BEEN ELECTRONICALLY SEALED AND DATED.

MISSOURI HIGHWAYS AND TRANSPORTATION COMMISSION

105 WEST CAPITOL
JEFFERSON CITY, MO 65102
1-888-ASK-MODOT (1-888-275-6636)

ANDERSON ENGINEERING
EMPLOYEE OWNED
ENGINEERS - SURVEYORS - LABORATORIES - DRILLING
816 S. KIMBALL AVE. SUITE A, KANSAS CITY, MISSOURI 64133 (816) 356-0712
ANDERSON CO#: 000062 - ANDREW COUNTY, PE# 2005003717

SHOULDER WORK WITH MINOR TRAVELWAY ENCROACHMENT OR NO ENCROACHMENT
(UNDIVIDED HIGHWAY)

REVISED: 5/11/2023

SPEED	SIGN SPACING (FT)	TAPER LENGTH (FT)		OPTIONAL	CHANNELIZER SPACING (FT)	
PERMANENT POSTED (MPH)	UNDIVIDED HIGHWAYS (S)	SHOULDER(1) (T1)	LANE(2) (T2)	BUFFER LENGTH (FT) (B)	TAPERS	BUFFER/ WORK AREAS
0-35	200	70	245	280	35	40
40-45	350	150	540	400	40	80
50-55	500	185	660	560	50	80
60-70	1000	235	840	840	60	120

NOTES:

(1) SHOULDER TAPER LENGTH BASED ON 10 FT. (STANDARD SHOULDER WIDTH) OFFSET.
(2) LANE TAPER LENGTH BASED ON 12 FT. (STANDARD LANE WIDTH) OFFSET.



WO20-1
(2)



WO21-5
(21)



WO5-1
(43)*



GO20-5aP





R2-1
(54)
(4)



R2-1
(25)
(NORMAL SPEED)

* OMIT SIGN 43 FOR NO TRAVELWAY ENCROACHMENT

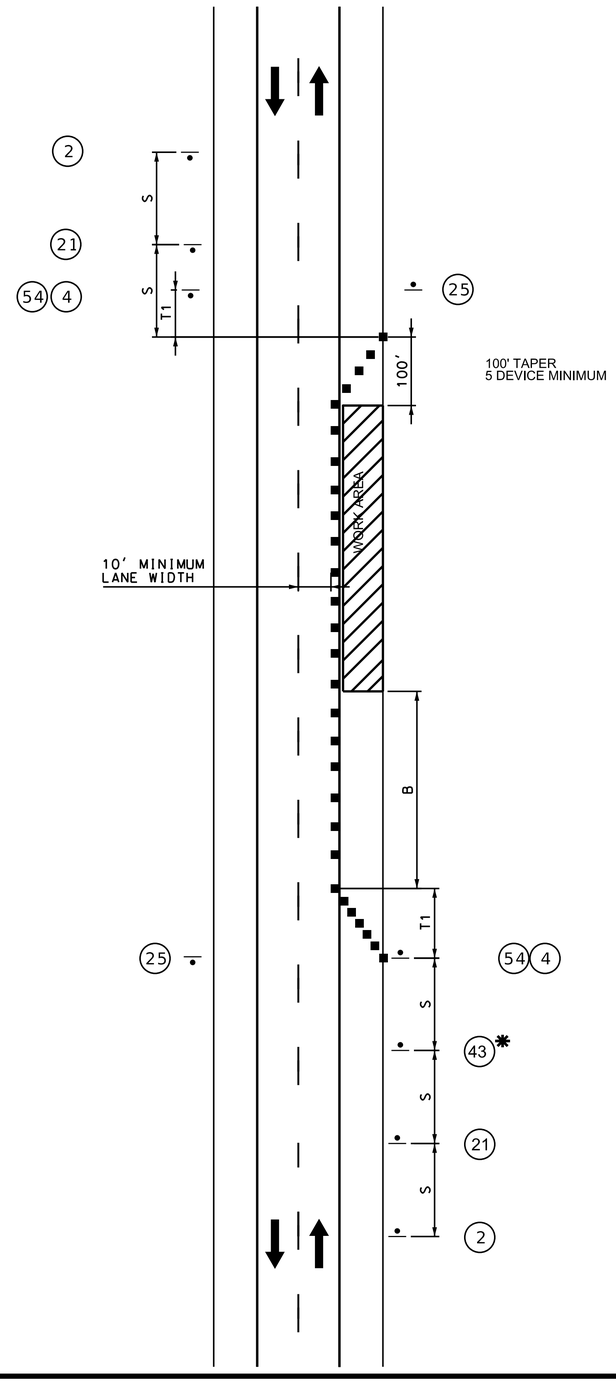

NOT TO SCALE

TRAFFIC CONTROL
SHEET 2 OF 9

STATE OF MISSOURI
SEAN LEE MATLOCK
NUMBER PE-27133
PROFESSIONAL ENGINEER

DATE PREPARED
2/23/2024

ROUTE	STATE
BL49	MO
DISTRICT	SHEET NO.
SW	22

COUNTY
JASPER

JOB NO.
J7S3430

CONTRACT ID.

PROJECT NO.

BRIDGE NO.

IF A SEAL IS PRESENT ON THIS SHEET IT HAS BEEN ELECTRONICALLY SEALED AND DATED.

DESCRIPTION	DATE

MISSOURI HIGHWAYS AND TRANSPORTATION COMMISSION
105 WEST CAPITOL
JEFFERSON CITY, MO 65102
1-888-ASK-MODOT (1-888-275-6636)

ANDERSON ENGINEERING
EMPLOYEE OWNED
ENGINEERS · SURVEYORS · LABORATORIES · DRILLING
218 S7th, P.O.BOX 284, NEMO, MISSOURI 63530 · PHONE (417) 236-0112
ANDERSON CoA# 000082 · AMEREN Econ#: MO# 2009001117

REVISED: 4/27/2023

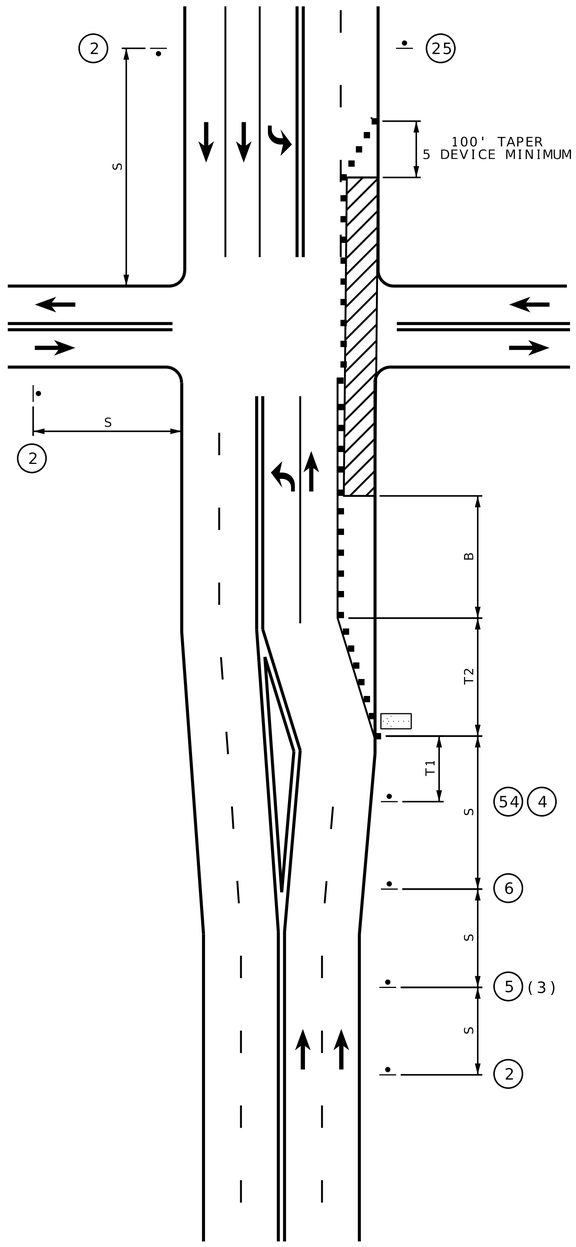

WORK ON NEAR OR FAR SIDE

RIGHT LANE CLOSURE AT INTERSECTION

SPEED	SIGN SPACING (FT)		TAPER LENGTH (FT)		OPTIONAL	CHANNELIZER SPACING (FT)	
PERMANENT POSTED (MPH)	UNDIVIDED HIGHWAYS (S)	DIVIDED HIGHWAYS (S)	SHOULDER(1) (T1)	LANE(2) (T2)	BUFFER LENGTH (FT) (B)	TAPERS	BUFFER/ WORK AREAS
0-35	200	200	70	245	280	35	40
40-45	350	500	150	540	400	40	80
50-55	500	1000	185	660	560	50	80
60-70	1000	SA - 1000 SB - 1500 SC - 2640	235	840	840	60	120

NOTES:

(1) SHOULDER TAPER LENGTH BASED ON 10 FT. (STANDARD SHOULDER WIDTH) OFFSET.
(2) LANE TAPER LENGTH BASED ON 12 FT. (STANDARD LANE WIDTH) OFFSET.

FOR SIGNALIZED INTERSECTIONS, ADJUSTMENTS MAY NEED TO BE MADE TO SIGNAL PHASING, TIMING, INDICATIONS OR DETECTOR SETTINGS.

REMOVE AND/OR MODIFY EXISTING PAVEMENT MARKING AS NEEDED.

PAVEMENT MARKING AND BARRICADES OPTIONAL FOR SHORT TERM OPERATIONS.

TEMPORARY PAVEMENT MARKING REQUIRED WITH LONG TERM LANE CLOSURES.

FOR SHORT TERM OPERATIONS, WHERE IT IS NOT FEASIBLE TO MODIFY PAVEMENT MARKING, A 10-FEET DEVICE SPACING IS USED WHERE TRAFFIC IS GUIDED ACROSS DOUBLE YELLOW LINES OR OTHER CONFLICTING PAVEMENT MARKING. ALL OTHER SPACINGS ARE ONE-HALF OF THE SPACING.

(3) RIGHT LANE CLOSED AHEAD SIGN MAY BE OMITTED IN LOW SPEED URBAN AREAS WHERE THERE IS NOT SUFFICIENT SPACE FOR THE FULL SIGN SERIES.

(4) TYPICAL APPLICATION ONLY APPLIES WHERE A SIGNIFICANT PERCENTAGE OF THE APPROACH TRAFFIC TURNS RIGHT.

(5) TEMPORARY ISLAND MAY BE USED TO EMPHASIZE THE MANDATORY RIGHT TURN MOVEMENT WHERE THERE IS A SUFFICIENT RIGHT TURN RADIUS.



WO20-1
(2)



WO20-5
(5)



WO20-6a
(6)

GO20-5aP





R2-1
(54)
(4)



R2-1
(25)
(NORMAL SPEED)

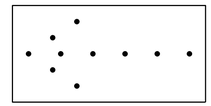

FLASHING ARROW PANEL
ARROW MODE

NOT TO SCALE

TRAFFIC CONTROL
SHEET 3 OF 9

STATE OF MISSOURI
SEAN LEE MATLOCK
NUMBER PE-27133
PROFESSIONAL ENGINEER

DATE PREPARED
2/23/2024

ROUTE	STATE
BL 49	MO
DISTRICT	SHEET NO.
SW	23

COUNTY
JASPER

JOB NO.
J7S3430

CONTRACT ID.

PROJECT NO.

BRIDGE NO.

DESCRIPTION	DATE

IF A SEAL IS PRESENT ON THIS SHEET IT HAS BEEN ELECTRONICALLY SEALED AND DATED.

MISSOURI HIGHWAYS AND TRANSPORTATION COMMISSION

105 WEST CAPITOL
JEFFERSON CITY, MO 65102
1-888-ASK-MODOT (1-888-275-6636)

ANDERSON ENGINEERING
EMPLOYEE OWNED
ENGINEERS · SURVEYORS · LABORATORIES · DRILLING
816 S. KIMBALL AVE. KANSAS CITY, MISSOURI 64116 (816) 474-6892
ANDERSON COA# 000062 · ANDREY COMART. PE# 2009001??

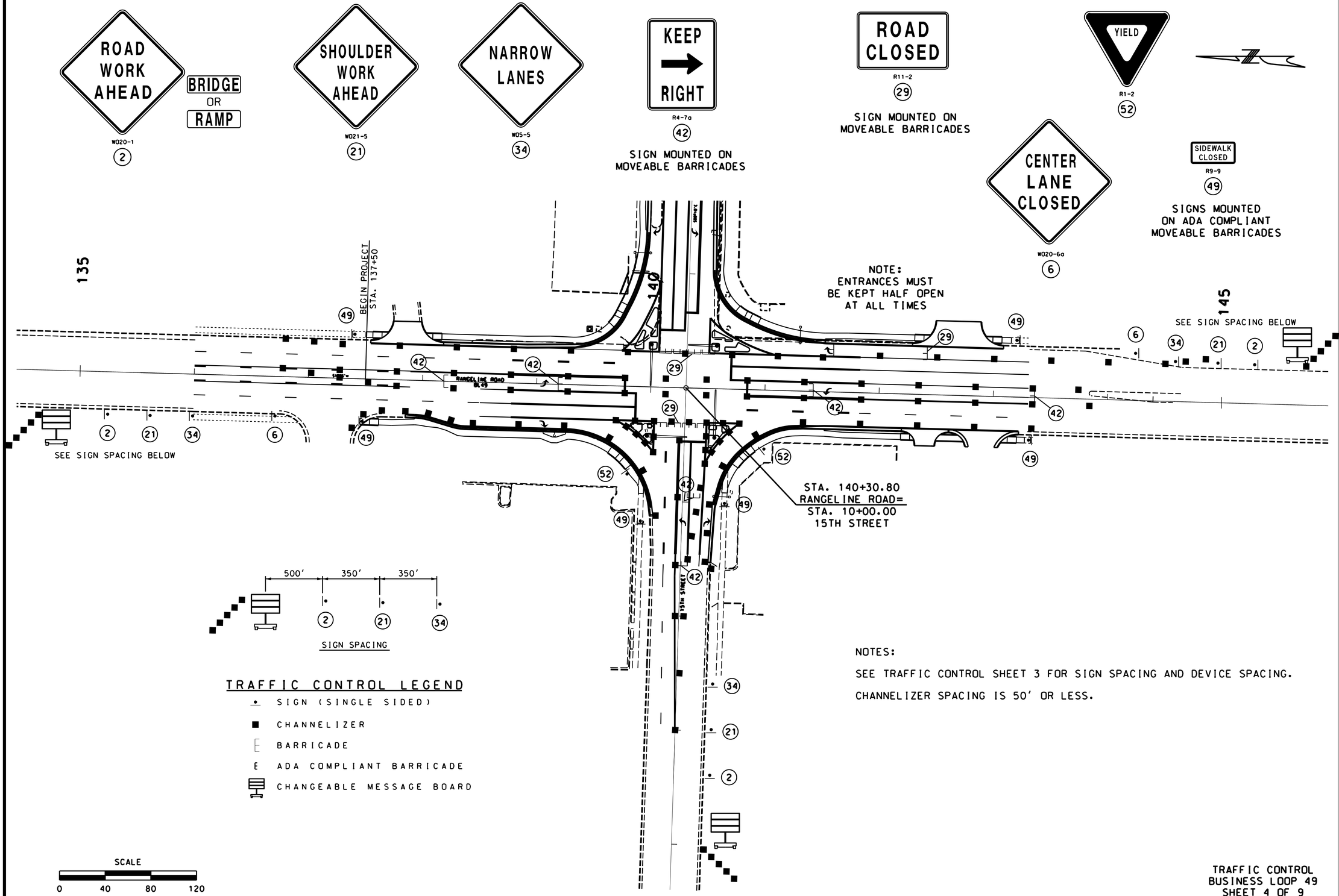

NOTES:

SEE TRAFFIC CONTROL SHEET 3 FOR SIGN SPACING AND DEVICE SPACING.

CHANNELIZER SPACING IS 50' OR LESS.

TRAFFIC CONTROL
BUSINESS LOOP 49
SHEET 4 OF 9

STATE OF MISSOURI
SEAN LEE MATLOCK
NUMBER PE-27133
PROFESSIONAL ENGINEER

DATE PREPARED
2/23/2024

ROUTE	STATE
BL49	MO
DISTRICT	SHEET NO.
SW	24

COUNTY
JASPER

JOB NO.
J7S3430

CONTRACT ID.

PROJECT NO.

BRIDGE NO.

DESCRIPTION	DATE

IF A SEAL IS PRESENT ON THIS SHEET IT HAS BEEN ELECTRONICALLY SEALED AND DATED.

MISSOURI HIGHWAYS AND TRANSPORTATION COMMISSION

105 WEST CAPITOL
JEFFERSON CITY, MO 65102
1-888-ASK-MODOT (1-888-275-6636)

ANDERSON ENGINEERING
EMPLOYEE OWNED

ENGINEERS - SURVEYORS - LABORATORIES - DRILLING
218 E. 17TH, P.O. BOX 1647, JOPLIN, MISSOURI 64802 (417) 624-6972
MISSOURI 2001018766 - KANSAS E-2008 - OKLAHOMA 7178
ANDERSON COA# 000092 - ANDREW ECKHART, PE# 2009018117

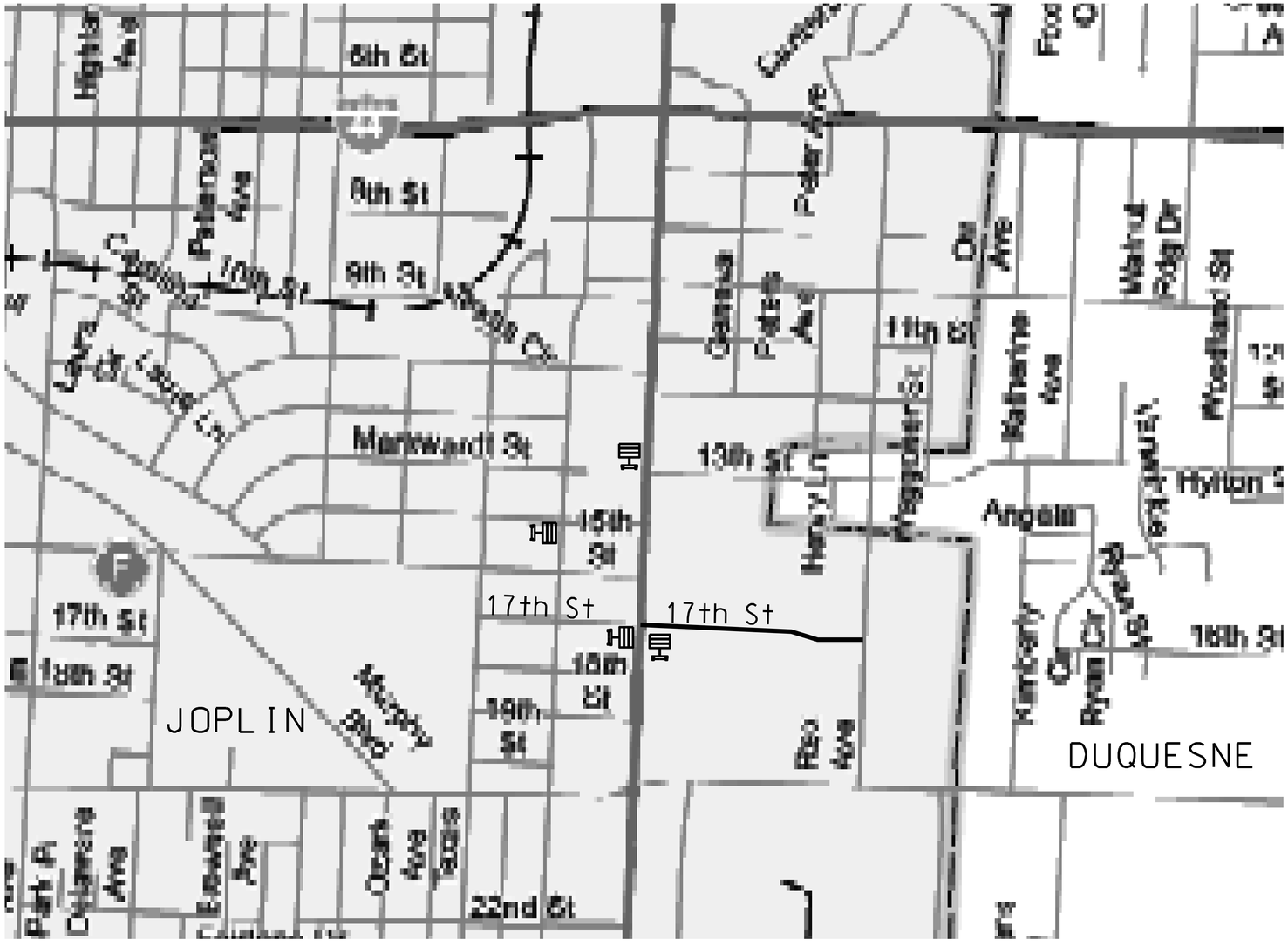

TRAFFIC CONTROL LEGEND

CHANGEABLE MESSAGE BOARD

DRAWING NOT TO SCALE

LOCATION OF CMS'S
SPECIAL SHEET
SHEET 5 OF 9

STATE OF MISSOURI
SEAN LEE MATLOCK
NUMBER PE-27133
PROFESSIONAL ENGINEER
Sean L. Matlock

DATE PREPARED	2/23/2024
ROUTE	BL 49
STATE	MO
DISTRICT	SW
SHEET NO.	24A
COUNTY	JASPER
JOB NO.	J7S3430
CONTRACT ID.	
PROJECT NO.	
BRIDGE NO.	

IF A SEAL IS PRESENT ON THIS SHEET IT HAS BEEN ELECTRONICALLY SEALED AND DATED.

DATE	DESCRIPTION

MISSOURI HIGHWAYS AND TRANSPORTATION COMMISSION
105 WEST CAPITOL
JEFFERSON CITY, MO 65102
1-888-ASK-MODOT (1-888-275-6636)

ANDERSON ENGINEERING
EMPLOYEE OWNED
ENGINEERS - SURVEYORS - LABORATORIES - DRILLING
816 THIRD AVENUE, 2ND FLOOR, HISTORIC ROSSLYN BUILDING, MISSOURI 65355 (417) 256-6112
ANDERSON COA# 000002 - ANDREW EGHART, PE# 2009038117

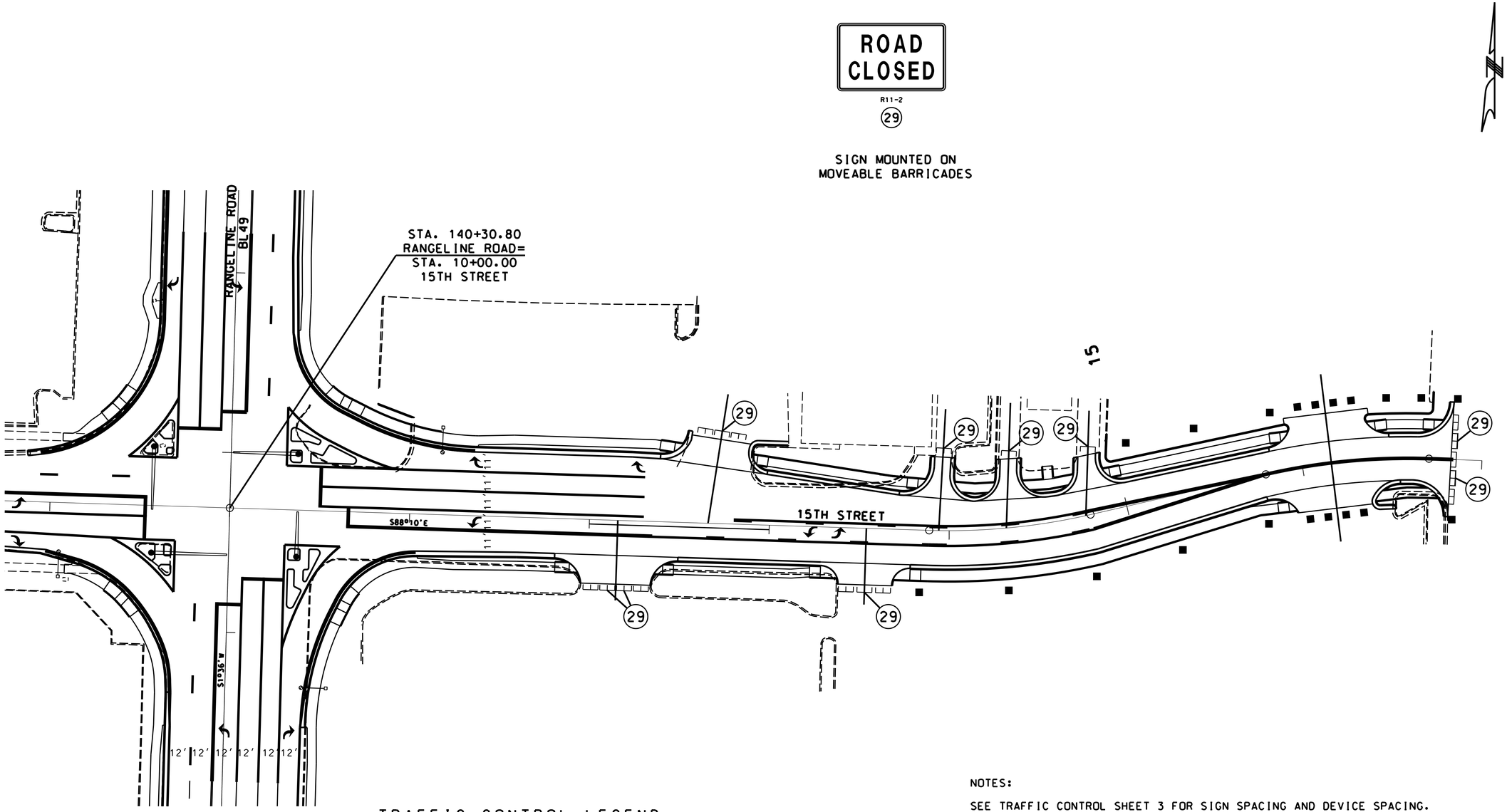

TRAFFIC CONTROL LEGEND

- SIGN (SINGLE SIDED)
- CHANNELIZER
- BARRICADE
- CHANGEABLE MESSAGE BOARD

SCALE

0 30 60 90

NOTES:

SEE TRAFFIC CONTROL SHEET 3 FOR SIGN SPACING AND DEVICE SPACING.

CHANNELIZER SPACING IS 50' OR LESS.

TRAFFIC CONTROL
BUSINESS LOOP 49
SHEET 6 OF 9

STATE OF MISSOURI
SEAN LEE MATLOCK
NUMBER PE-27133
PROFESSIONAL ENGINEER

DATE PREPARED
2/23/2024

ROUTE	STATE
BL49	MO
DISTRICT	SHEET NO.
SW	25

COUNTY
JASPER

JOB NO.
J7S3430

CONTRACT ID.

PROJECT NO.

BRIDGE NO.

DESCRIPTION	DATE

IF A SEAL IS PRESENT ON THIS SHEET IT HAS BEEN ELECTRONICALLY SEALED AND DATED.

MISSOURI HIGHWAYS AND TRANSPORTATION COMMISSION

105 WEST CAPITOL
JEFFERSON CITY, MO 65102
1-888-ASK-MODOT (1-888-275-6636)

ANDERSON ENGINEERING
EMPLOYEE OWNED
ENGINEERS - SURVEYORS - LABORATORIES - DRILLING
218 E. 11TH ST. SEDALIA, MO 65301 (+1) 660-826-5112
ANDERSON COA# 000262 • ANDREW ECKHART, PE# 2009018117

REVISED: 4/26/2023



WO20-1

(2)



WO20-4

(7)



WO20-7a

(8)

GO20-5aP





R2-1

(54)
(4)



R2-1

(25)

(NORMAL SPEED)

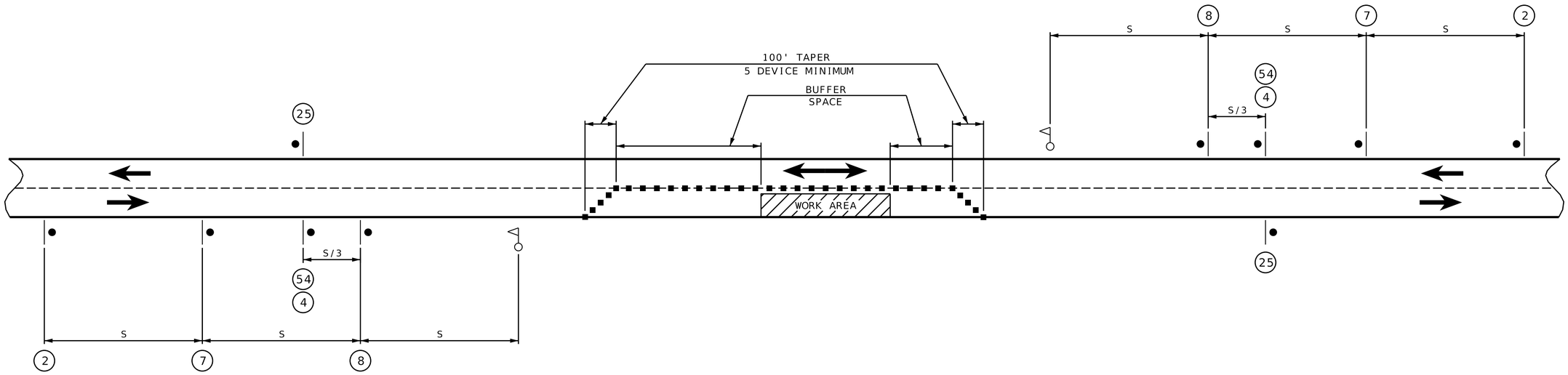

NOTES:

CHANNELIZING DEVICES LOCATED DOWNSTREAM OF THE ONE-LANE, TWO-WAY TAPER ARE OPTIONAL.
THESE DEVICES SHOULD BE ELIMINATED WHEN THEIR USE WILL REDUCE THE USABLE LANE WIDTH, INCLUDING ANY ACCEPTABLE SHOULDERS, TO LESS THAN 10' OR WILL SIGNIFICANTLY AFFECT THE RESURFACING OPERATION.

FLAG ASSEMBLIES FOR SIGN W020-7a ARE SUBSIDIARY TO THE SIGN.

■ - CHANNELIZERS

- FLAGGER

- TRUCK MOUNTED ATTENUATOR

IF USED AT NIGHT, THE FLAGGER STATIONS SHALL BE ILLUMINATED WITH AN AVERAGE MAINTAINED INTENSITY OF 0.6 FOOTCANDLES (6.5 LUX).

SPEED	SIGN SPACING (FT) (1)	CHANNELIZER SPACING (FT)	OPTIONAL
PERMANENT POSTED (MPH)	UNDIVIDED HIGHWAYS (S)	BUFFER/ WORK AREAS	BUFFER LENGTH (FT)
0-35	200	40	280
40-45	350	80	400
50-55	500	80	560
60-70	1000	120	840

SPACING NOTES:

(1) SPACING BETWEEN SIGNS, BETWEEN LAST SIGN AND FLAGGER, BEGINNING OF TAPER OR SIGNED CONDITION.

SPACINGS MAY BE ADJUSTED AS NECESSARY TO MEET FIELD CONDITIONS, AS APPROVED BY ENGINEER.

LANE CLOSURE USING FLAGGERS
(UNDIVIDED HIGHWAY)

NOT TO SCALE

TRAFFIC CONTROL
SHEET 7 OF 9

STATE OF MISSOURI
SEAN LEE MATLOCK
NUMBER PE-27133
PROFESSIONAL ENGINEER

DATE PREPARED
2/23/2024

ROUTE	STATE
BL 49	MO
DISTRICT	SHEET NO.
SW	26

COUNTY
JASPER

JOB NO.
J7S3430

CONTRACT ID.

PROJECT NO.

BRIDGE NO.

DESCRIPTION	DATE

IF A SEAL IS PRESENT ON THIS SHEET IT HAS BEEN ELECTRONICALLY SEALED AND DATED.

MISSOURI HIGHWAYS AND TRANSPORTATION COMMISSION
105 WEST CAPITOL
JEFFERSON CITY, MO 65102
1-888-ASK-MODOT (1-888-275-6636)

ANDERSON ENGINEERING
EMPLOYEE OWNED
ENGINEERS, SURVEYORS, LABORATORIES, DRILLING
816 E. BLVD. KANSAS CITY, MISSOURI 64109 (816) 531-5672
ANDERSON COA# 000062 · ANDREW ECKHART, PE# 2009037177

REVISED: 11-19-2018

NOTES:

1. NO DIRECT PAYMENT WILL BE MADE FOR ORANGE SAFETY FENCE AS REQUIRED AROUND EXCAVATION OF SIDEWALK & CURB RAMP AREAS.
2. SEE JSP's FOR PEDESTRIAN TRAFFIC DEVICES.
3. WORKING AREAS SHALL BE GUARDED FROM PEDESTRIAN ACCESS BY BARRICADE FENCING 36" TO 48" IN HEIGHT WITH A GAP NO GREATER THAN 6" FROM THE GROUND AND HOLES NO GREATER THAN 4" IN ANY DIRECTION.
4. PEDESTRIAN ACCESS ON SIDEWALK SHALL BE PROVIDED WITH A WIDTH NOT LESS THAN 4' OF SMOOTH STABLE SURFACING ADJACENT TO BARRICADE FENCING FOR ACCESS TO THE MAIN BUILDING.
5. SIDEWALK RAMP CLOSURES FOR RECONSTRUCTION SHALL BE PERFORMED WITH ADA COMPLIANT MOVEABLE BARRICADES. TWO BARRICADES PER PEDESTRIAN APPROACH. ONE SIDEWALK CLOSED SIGN WILL BE PLACED UPON ONE BARRICADE FOR EACH APPROACH, NO MORE THAN ONE 5' SECTION OF SIDEWALK RAMP SHALL BE CLOSED LEADING TO THE MAIN BUILDING AT ANY TIME ADJACENT TO THE WORK AREA.

ORANGE PLASTIC SAFETY FENCE

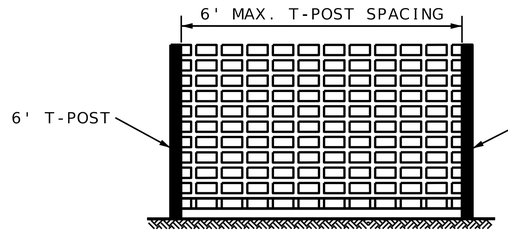

NO DIRECT PAY.
PLASTIC SAFETY NETTING USED FOR BARRICADE FENCING SHALL BE SUPPORTED WITH T-POST, ADEQUATE FOUNDATIONS, AND BALLAST SO THAT THE FENCE REMAINS TAUT AND IN AN UP-RIGHT POSITION.

DUAL-LANE TYPICAL SIDEWALK CLOSURE

NOT TO SCALE

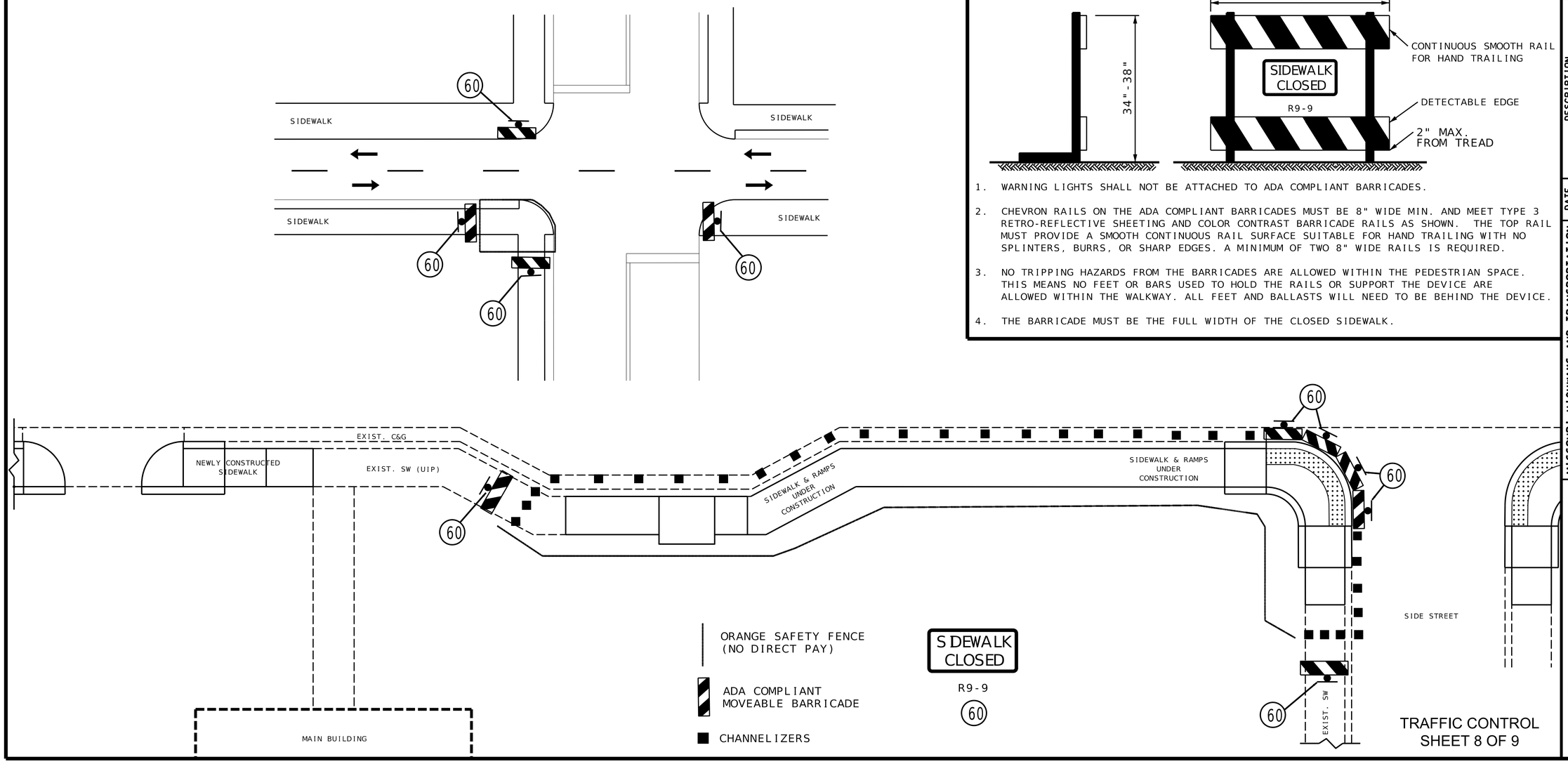

ADA COMPLIANT MOVEABLE BARRICADE

1. WARNING LIGHTS SHALL NOT BE ATTACHED TO ADA COMPLIANT BARRICADES.
2. CHEVRON RAILS ON THE ADA COMPLIANT BARRICADES MUST BE 8" WIDE MIN. AND MEET TYPE 3 RETRO-REFLECTIVE SHEETING AND COLOR CONTRAST BARRICADE RAILS AS SHOWN. THE TOP RAIL MUST PROVIDE A SMOOTH CONTINUOUS RAIL SURFACE SUITABLE FOR HAND TRAILING WITH NO SPLINTERS, BURRS, OR SHARP EDGES. A MINIMUM OF TWO 8" WIDE RAILS IS REQUIRED.
3. NO TRIPPING HAZARDS FROM THE BARRICADES ARE ALLOWED WITHIN THE PEDESTRIAN SPACE. THIS MEANS NO FEET OR BARS USED TO HOLD THE RAILS OR SUPPORT THE DEVICE ARE ALLOWED WITHIN THE WALKWAY. ALL FEET AND BALLASTS WILL NEED TO BE BEHIND THE DEVICE.
4. THE BARRICADE MUST BE THE FULL WIDTH OF THE CLOSED SIDEWALK.

STATE OF MISSOURI
SEAN LEE MATLOCK
NUMBER PE-27133
PROFESSIONAL ENGINEER
Sean L. Matlock

DATE PREPARED: 2/23/2024
ROUTE: BL49 | STATE: MO
DISTRICT: SW | SHEET NO.: 27
COUNTY: JASPER
JOB NO.: J7S3430
CONTRACT ID.:
PROJECT NO.:
BRIDGE NO.:

DATE	DESCRIPTION

IF A SEAL IS PRESENT ON THIS SHEET IT HAS BEEN ELECTRONICALLY SEALED AND DATED.

MISSOURI HIGHWAYS AND TRANSPORTATION COMMISSION
105 WEST CAPITOL
JEFFERSON CITY, MO 65102
1-888-ASK-MODOT (1-888-275-6636)

ANDERSON ENGINEERING
EMPLOYEE OWNED
ENGINEERS - SURVEYORS - LABORATORIES - DRILLING
816 JEFFERSON BLVD. WARRENSBURG, MISSOURI 64093 (660) 226-5612
E-M: ANDERSON CO# 000062 - ANDREW ECKHART, PE# 2009087117

REVISED: 4/26/2023

SPEED	SPACING LENGTH (FT)
REGULATORY (MPH)	SPACING (T1)
0-35	245
40-45	540
50-55	660
60-70	840

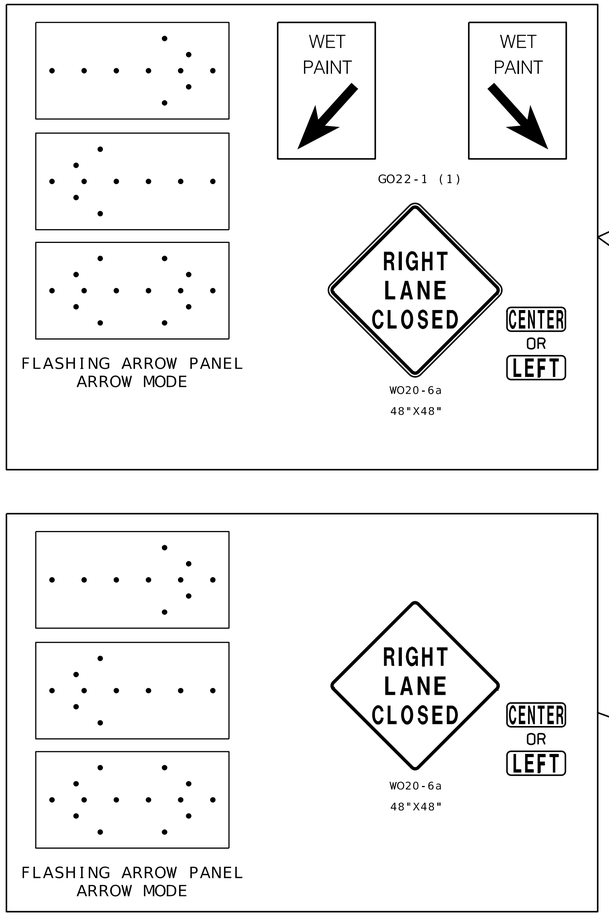

NOTES:
UPON APPROVAL OF THE ENGINEER, THE CONTRACTOR MAY PROVIDE ADDITIONAL PROTECTIVE TRUCKS EQUIPPED WITH PROPER WARNING DEVICES.

PROTECTIVE TRUCK AND WORK VEHICLES SHALL DISPLAY HIGH-INTENSITY ROTATING, FLASHING, OSCILLATING, OR STROBE LIGHTS.

VEHICLE HAZARD WARNING SIGNALS SHALL NOT BE USED INSTEAD OF THE VEHICLE'S HIGH-INTENSITY ROTATING, FLASHING, OSCILLATING, OR STROBE LIGHTS.

FLASHING ARROW PANELS AND SIGNS SHALL BE INCIDENTAL TO TRUCK MOUNTED ATTENUATORS, WHEREVER USED. NO ADDITIONAL PAYMENT SHALL BE MADE.

(1) WET PAINT SIGNS ARE INSTALLED TO INDICATE THE SIDE IN WHICH THE PAVEMENT MARKING MATERIAL IS BEING APPLIED. AT THE CONTRACTOR'S OPTION, A FRONT FACING WET PAINT SIGN MAY BE INSTALLED ON THE LEFT SIDE OF THE PAVEMENT MARKING EQUIPMENT.

(2) ADVANCE WARNING TRUCK IS POSITIONED AT THE NO TRACK POINT OF THE PAVEMENT MARKING MATERIAL, OR SPACING SHOWN, WHICH EVER IS GREATER.

FLASHING ARROW PANELS SHALL, AS A MINIMUM, BE TYPE B, WITH A SIZE OF 60 X 30 INCHES.

VEHICLE-MOUNTED SIGNS SHALL BE MOUNTED IN A MANNER SUCH THAT THEY ARE NOT OBSCURED BY EQUIPMENT OR SUPPLIES. SIGN LEGENDS ON VEHICLE-MOUNTED SIGNS SHALL BE COVERED OR TURNED FROM VIEW WHEN WORK IS NOT IN PROGRESS.

A FLASHING ARROW BOARD SHALL BE USED WHEN A FREEWAY LANE IS CLOSED. WHEN MORE THAN ONE LANE CLOSED, A SEPARATE FLASHING ARROW PANEL BOARD SHALL BE USED FOR EACH CLOSED LANE.

NOT TO SCALE

CENTERLINE AND/OR LANE LINE STRIPING ON MULTI-LANE, UNDIVIDED HIGHWAYS

TRAFFIC CONTROL
SHEET 9 OF 9

STATE OF MISSOURI
SEAN LEE MATLOCK
NUMBER PE-27133
PROFESSIONAL ENGINEER
Sean L. Matlock

DATE PREPARED
2/23/2024

ROUTE	STATE
BL 49	MO
DISTRICT	SHEET NO.
SW	27A

COUNTY
JASPER

JOB NO.
J7S3430

CONTRACT ID.

PROJECT NO.

BRIDGE NO.

DESCRIPTION	DATE

IF A SEAL IS PRESENT ON THIS SHEET IT HAS BEEN ELECTRONICALLY SEALED AND DATED.

MISSOURI HIGHWAYS AND TRANSPORTATION COMMISSION
105 WEST CAPITOL
JEFFERSON CITY, MO 65102
1-888-ASK-MODOT (1-888-275-6636)

ANDERSON ENGINEERING
EMPLOYEE OWNED
ENGINEERS . SURVEYORS . LABORATORIES . DRILLING
216 E. 17th Street, Rolla, MO 65401 (573) 341-4476
ANDERSON COA# 000062 : MOREY ECKHART, PE# 2009038117

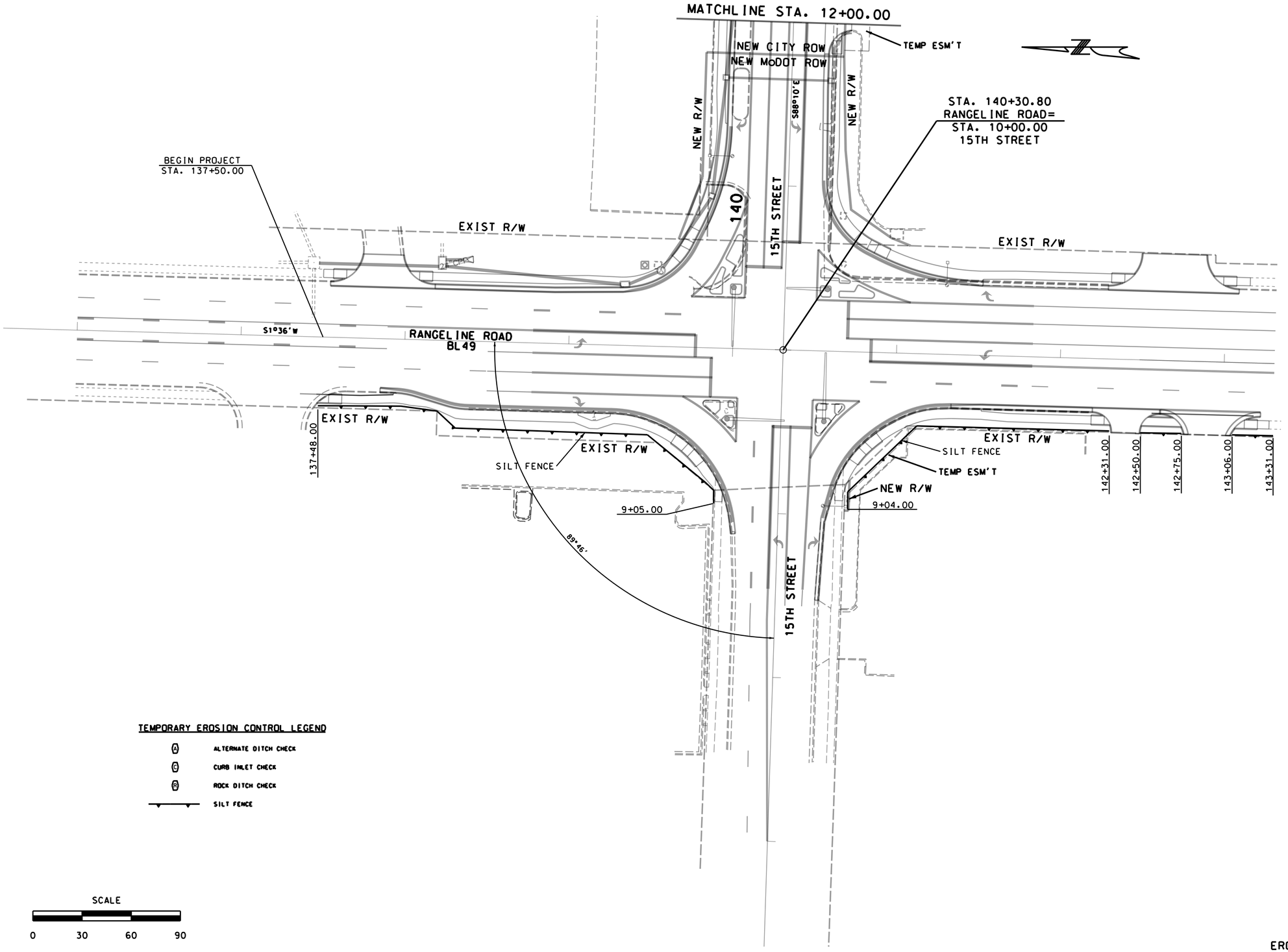

TEMPORARY EROSION CONTROL LEGEND

- (A) ALTERNATE DITCH CHECK
- (C) CURB INLET CHECK
- (R) ROCK DITCH CHECK
- SILT FENCE

SCALE

0 30 60 90

INITIAL
EROSION CONTROL
SHEET 1 OF 6

STATE OF MISSOURI
SEAN LEE MATLOCK
NUMBER PE-27133
PROFESSIONAL ENGINEER

DATE PREPARED
2/23/2024

ROUTE	STATE
BL49	MO
DISTRICT	SHEET NO.
SW	28

COUNTY
JASPER

JOB NO.
J7S3430

CONTRACT ID.

PROJECT NO.

BRIDGE NO.

DATE	DESCRIPTION

IF A SEAL IS PRESENT ON THIS SHEET IT HAS BEEN ELECTRONICALLY SEALED AND DATED.

MISSOURI HIGHWAYS AND TRANSPORTATION COMMISSION

105 WEST CAPITOL
JEFFERSON CITY, MO 65102
1-888-ASK-MODOT (1-888-275-6636)

ANDERSON ENGINEERING
EMPLOYEE OWNED

ENGINEERS · SURVEYORS · LABORATORIES · DRILLING
218 5TH, P.O.BOX 284, MONETT, MISSOURI 65708 · PHONE (417) 235-6112
ANDERSON CoA# 000062 · ANDREW ECKHART, PE# 2009018117

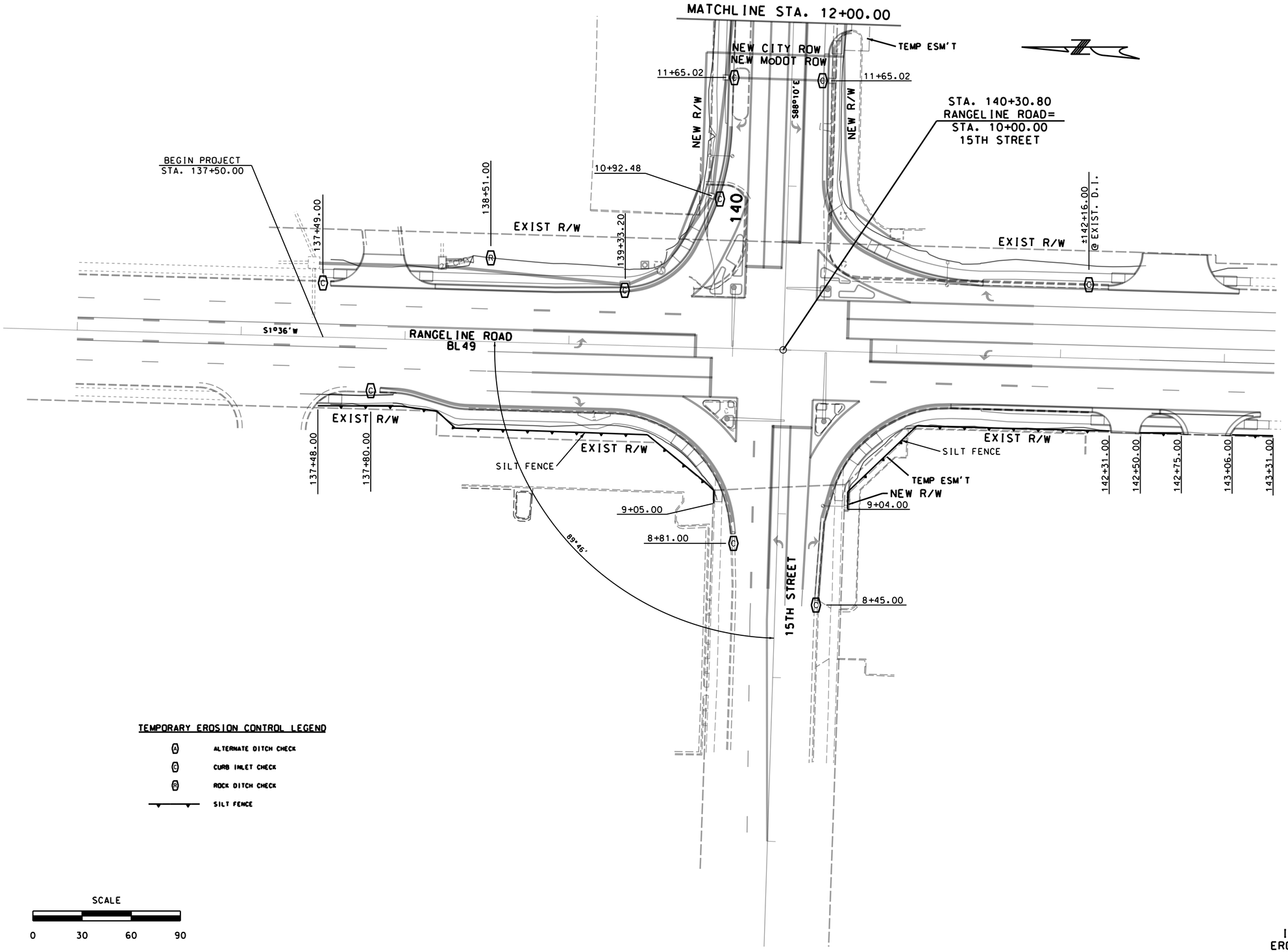

TEMPORARY EROSION CONTROL LEGEND

- (A) ALTERNATE DITCH CHECK
- (C) CURB INLET CHECK
- (R) ROCK DITCH CHECK
- SILT FENCE

SCALE

0 30 60 90

INTERMEDIATE
EROSION CONTROL
SHEET 2 OF 6

STATE OF MISSOURI
SEAN LEE MATLOCK
NUMBER PE-27133
PROFESSIONAL ENGINEER

DATE PREPARED
2/23/2024

ROUTE	STATE
BL49	MO
DISTRICT	SHEET NO.
SW	29

COUNTY
JASPER

JOB NO.
J7S3430

CONTRACT ID.

PROJECT NO.

BRIDGE NO.

DATE	DESCRIPTION

IF A SEAL IS PRESENT ON THIS SHEET IT HAS BEEN ELECTRONICALLY SEALED AND DATED.

MISSOURI HIGHWAYS AND TRANSPORTATION COMMISSION

105 WEST CAPITOL
JEFFERSON CITY, MO 65102
1-888-ASK-MODOT (1-888-275-6636)

ANDERSON ENGINEERING
EMPLOYEE OWNED

ENGINEERS · SURVEYORS · LABORATORIES · DRILLING
218 5TH, P.O.BOX 284, MONETT, MISSOURI 65708 · PHONE (417) 235-6112
ANDERSON CoA# 000062 · ANDREW ECKHART, PE# 2009018117

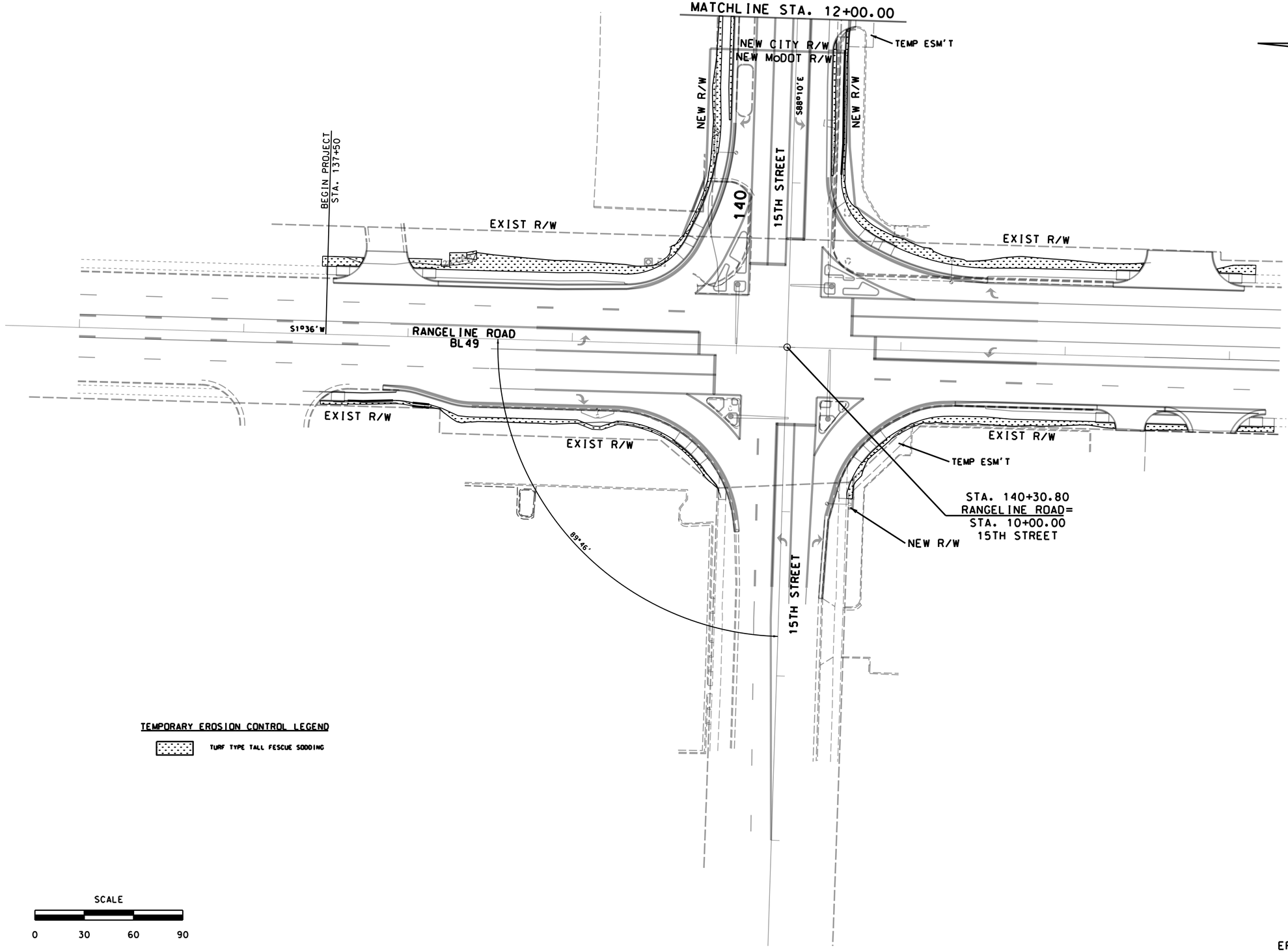

TEMPORARY EROSION CONTROL LEGEND

TURF TYPE TALL FESCUE SODDING

SCALE

0 30 60 90

FINAL
EROSION CONTROL
SHEET 3 OF 6

STATE OF MISSOURI
SEAN LEE MATLOCK
NUMBER PE-27133
PROFESSIONAL ENGINEER

DATE PREPARED
2/23/2024

ROUTE	STATE
BL49	MO
DISTRICT	SHEET NO.
SW	30

COUNTY
JASPER

JOB NO.
J7S3430

CONTRACT ID.

PROJECT NO.

BRIDGE NO.

IF A SEAL IS PRESENT ON THIS SHEET IT HAS BEEN ELECTRONICALLY SEALED AND DATED.

DATE	DESCRIPTION

MISSOURI HIGHWAYS AND TRANSPORTATION COMMISSION

105 WEST CAPITOL
JEFFERSON CITY, MO 65102
1-888-ASK-MODOT (1-888-275-6636)

ANDERSON ENGINEERING
EMPLOYEE OWNED

ENGINEERS · SURVEYORS · LABORATORIES · DRILLING
210 31ST · P.O.BOX 206 · MONETT, MISSOURI 65708 · PHONE (417) 234-0112
ANDERSON COA# 000062 · ANDREW ECKHART, PE# 2009018117

15

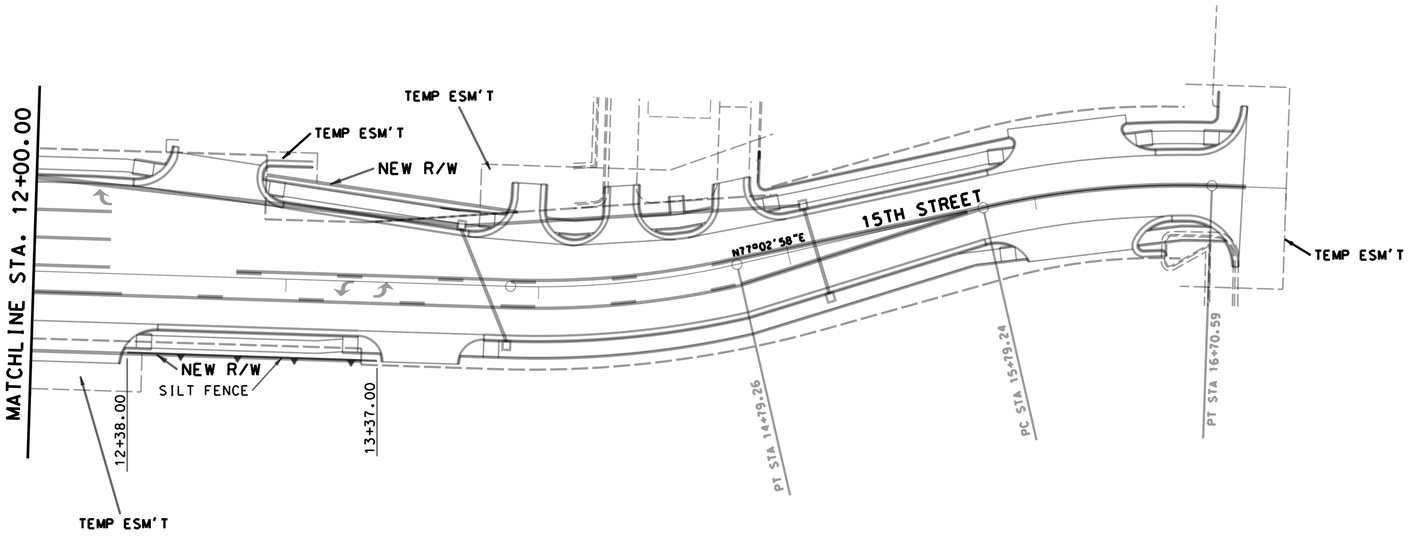

SCALE

0 30 60 90

TEMPORARY EROSION CONTROL LEGEND

- (A) ALTERNATE DITCH CHECK
- (C) CURB INLET CHECK
- (R) ROCK DITCH CHECK
- SILT FENCE

INITIAL
EROSION CONTROL
SHEET 4 OF 4

STATE OF MISSOURI
SEAN LEE MATLOCK
NUMBER PE-27133
PROFESSIONAL ENGINEER

Sean L. Matlock

DATE PREPARED
2/23/2024

ROUTE	STATE
BL49	MO
DISTRICT	SHEET NO.
SW	31

COUNTY
JASPER

JOB NO.
J7S3430

CONTRACT ID.

PROJECT NO.

BRIDGE NO.

DESCRIPTION	DATE

IF A SEAL IS PRESENT ON THIS SHEET IT HAS BEEN ELECTRONICALLY SEALED AND DATED.

MISSOURI HIGHWAYS AND TRANSPORTATION COMMISSION

105 WEST CAPITOL
JEFFERSON CITY, MO 65102
1-888-ASK-MODOT (1-888-275-6636)

ANDERSON ENGINEERING
EMPLOYEE OWNED
ENGINEERS - SURVEYORS - LABORATORIES - DRILLING
219 S. 7TH, P.O. BOX 296 • MONETT, MISSOURI 65708 • PHONE (417) 236-0112
ANDERSON COA# 000062 • ANDREW ECKHART, PE# 2009018717

15

SCALE

0 30 60 90

TEMPORARY EROSION CONTROL LEGEND

- (A) ALTERNATE DITCH CHECK
- (C) CURB INLET CHECK
- (R) ROCK DITCH CHECK
- SILT FENCE

INTERMEDIATE
EROSION CONTROL
SHEET 5 OF 6

STATE OF MISSOURI
SEAN LEE MATLOCK
NUMBER PE-27133
PROFESSIONAL ENGINEER

Sean L. Matlock

DATE PREPARED
2/23/2024

ROUTE	STATE
BL49	MO
DISTRICT	SHEET NO.
SW	31A

COUNTY
JASPER

JOB NO.
J7S3430

CONTRACT ID.

PROJECT NO.

BRIDGE NO.

IF A SEAL IS PRESENT ON THIS SHEET IT HAS BEEN ELECTRONICALLY SEALED AND DATED.

DESCRIPTION	DATE

MISSOURI HIGHWAYS AND TRANSPORTATION COMMISSION

105 WEST CAPITOL
JEFFERSON CITY, MO 65102
1-888-ASK-MODOT (1-888-275-6636)

ANDERSON ENGINEERING
EMPLOYEE OWNED
ENGINEERS - SURVEYORS - LABORATORIES - DRILLING
518 S. 7TH P.O. BOX 280, BONNE TERRE, MISSOURI 63628 PHONE (417) 256-9113
ANDERSON COA# 000062 - ANDREW ECKHART, PE# 2009018717

15

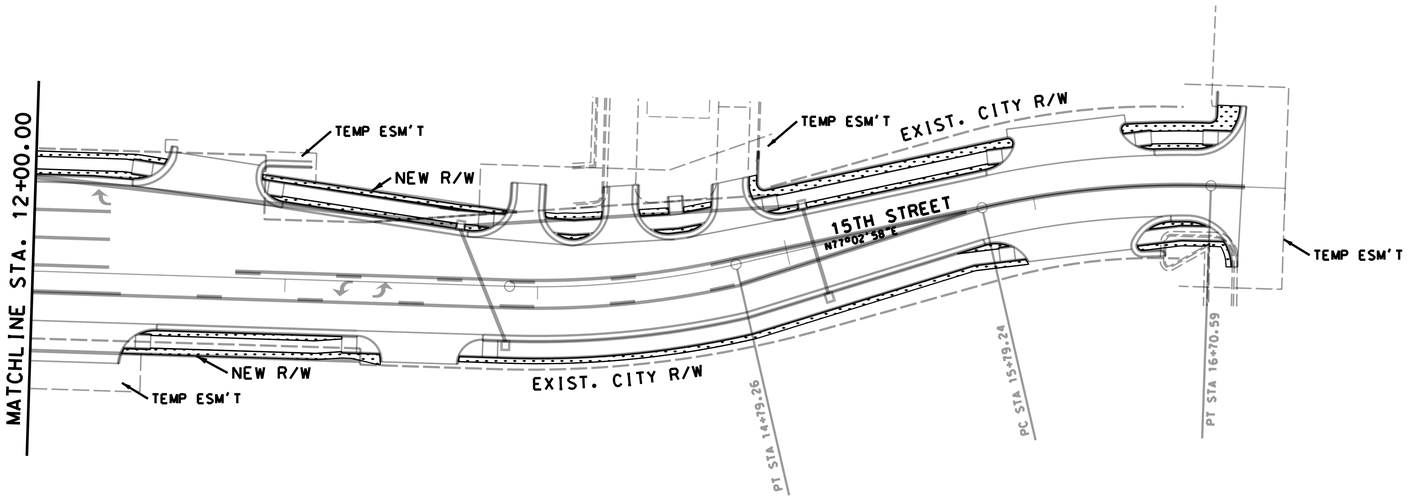

TEMPORARY EROSION CONTROL LEGEND

TURF TYPE TALL FESCUE SODDING

SCALE

0 30 60 90

FINAL
EROSION CONTROL
SHEET 6 OF 6

STATE OF MISSOURI
SEAN LEE MATLOCK
NUMBER PE-27133
PROFESSIONAL ENGINEER

DATE PREPARED
2/23/2024

ROUTE	STATE
BL49	MO
DISTRICT	SHEET NO.
SW	31B

COUNTY
JASPER

JOB NO.
J7S3430

CONTRACT ID.

PROJECT NO.

BRIDGE NO.

DESCRIPTION	DATE

IF A SEAL IS PRESENT ON THIS SHEET IT HAS BEEN ELECTRONICALLY SEALED AND DATED.

MISSOURI HIGHWAYS AND TRANSPORTATION COMMISSION

105 WEST CAPITOL
JEFFERSON CITY, MO 65102
1-888-ASK-MODOT (1-888-275-6636)

ANDERSON ENGINEERING
EMPLOYEE OWNED
ENGINEERS - SURVEYORS - LABORATORIES - DRILLING
219 S. 7TH, P.O. BOX 296 • MONETT, MISSOURI 65708 • PHONE (417) 236-0112
ANDERSON COA# 000062 • ANDREW ECKHART, PE# 2009018117

LIGHTING LEGEND

▣	CONTROLLER, LIGHTING	◔—□	LED-A LUMINAIRE
∅	POWER SOURCE	□□□□	CONDUIT, RIGID (PUSHED)
■	PULL BOX, CONCRETE, STANDARD	■■■■	CONDUIT, RIGID (TRENCHED)
▬■	PULL BOX, CONCRETE, STANDARD	——	CABLE-CONDUIT

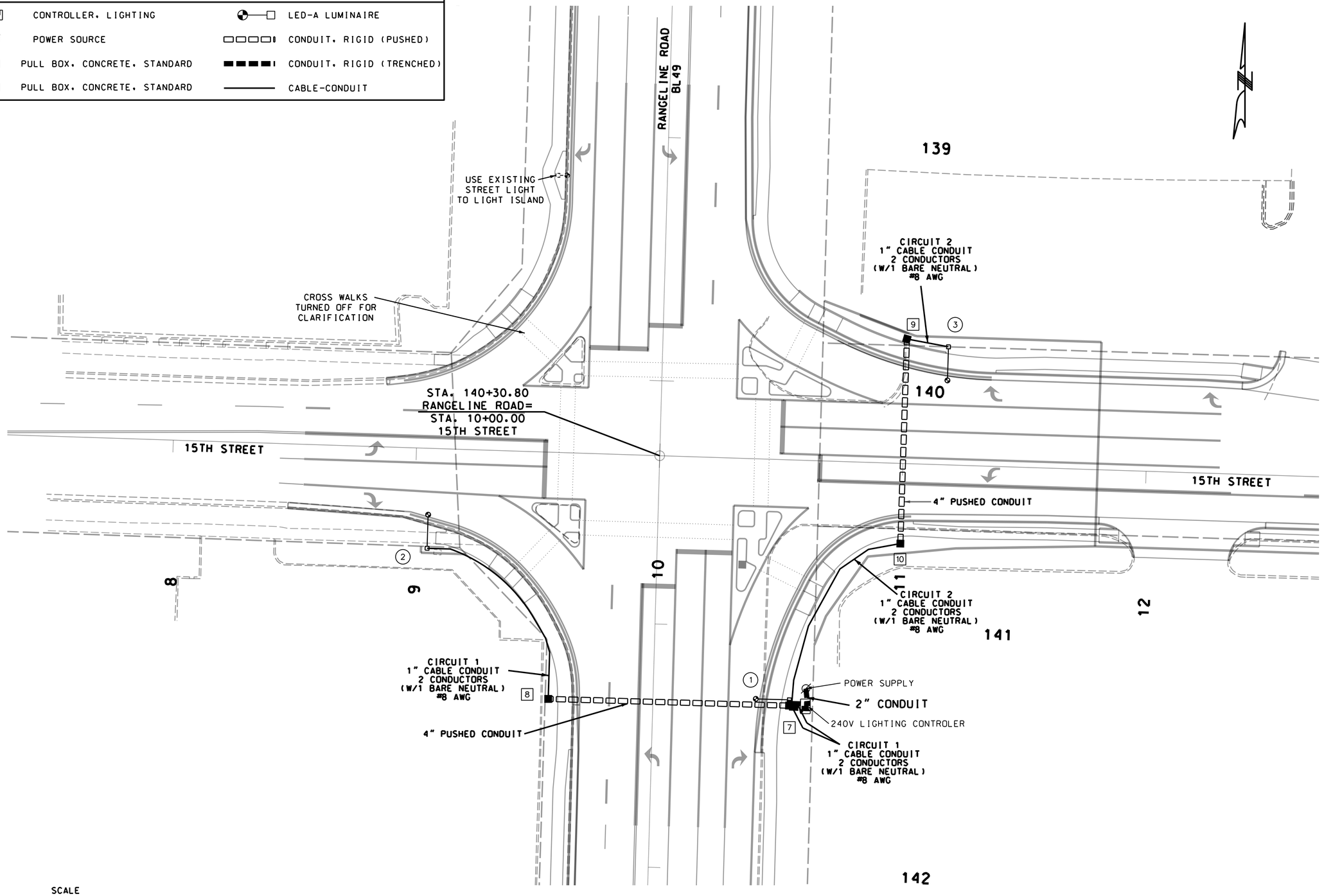

SCALE
0 20 40 60

LIGHTING SHEET
SHEET 1 OF 1

STATE OF MISSOURI
SEAN LEE MATLOCK
NUMBER PE-27133
PROFESSIONAL ENGINEER
Sean L. Matlock

DATE PREPARED
2/23/2024

ROUTE	STATE
BL49	MO
DISTRICT	SHEET NO.
SW	32

COUNTY
JASPER

JOB NO.
J7S3430

CONTRACT ID.

PROJECT NO.

BRIDGE NO.

DESCRIPTION	DATE

IF A SEAL IS PRESENT ON THIS SHEET IT HAS BEEN ELECTRONICALLY SEALED AND DATED.

MISSOURI HIGHWAYS AND TRANSPORTATION COMMISSION
105 WEST CAPITOL
JEFFERSON CITY, MO 65102
1-888-ASK-MODOT (1-888-275-6636)

ANDERSON ENGINEERING
EMPLOYEE OWNED
ENGINEERS - SURVEYORS - LABORATORIES - DRILLING
518 S. 7th St. P.O. BOX 280 MONETT, MISSOURI 65708 PHONE (417) 235-6112
ANDERSON COA# 000062 - MONETT ECONART, PE# 2005007117

TRAFFIC SIGNALS LEGEND

- CONTROLLER
- POWER SUPPLY
- SIGNAL HEAD (STANDARD)
- AUDIBLE SIGNAL HEAD (PEDESTRIAN)
- 6X6 LOOP DETECTOR
- CONDUIT PUSHED
- PUSH BUTTON DETECTOR
- PREFORMED PULL BOX TYPE 1
- PREFORMED PULL BOX TYPE 2
- CONCRETE PULL BOX TYPE 1
- MAST ARM - TYPE A BASE
- 30X6 LOOP DETECTOR
- CONDUIT TRENCHED

RANGELINE ROAD BL 49

45 MPH SPEED LIMIT

3,700' TO NEXT TRAFFIC SIGNAL

139+45.00
49.37' LT.
CLASS 5
PREFORMED
PULLBOX

MOVE CONTENTS TO NEW PULLBOX 6

EXISTING FIBER OPTICS

FIBER OPTIC CABLE INTERCONNECT

CROSS WALK STRIPING TURNED OFF FOR CLARIFICATION

FO

23.7'

65'

D3-1a

R10-3E

140

STA. 140+30.80
RANGELINE ROAD=
STA. 10+00.00
15TH STREET

R60'

R65'

R50'

R55'

50'

48'

R10-27A

15TH STREET

35 MPH SPEED LIMIT

ALL ISLANDS ARE 8" THICK CONCRETE

22.7'

21.5'

LIGHTING CONDUIT (SEE LIGHTING PLANS)

SIGNAL CONTROLLER

POWER SUPPLY

775' TO NEXT TRAFFIC SIGNAL

45 MPH SPEED LIMIT

9

10

11

141

SCALE
0 10 20 30

SIGNAL SHEETS
SHEET 1 OF 6

STATE OF MISSOURI
SEAN LEE MATLOCK
NUMBER PE-27133
PROFESSIONAL ENGINEER

DATE PREPARED
2/23/2024

ROUTE	STATE
BL49	MO
DISTRICT	SHEET NO.
SW	33

COUNTY
JASPER

JOB NO.
J7S3430

CONTRACT ID.

PROJECT NO.

BRIDGE NO.

IF A SEAL IS PRESENT ON THIS SHEET IT HAS BEEN ELECTRONICALLY SEALED AND DATED.

DATE	DESCRIPTION

MISSOURI HIGHWAYS AND TRANSPORTATION COMMISSION

105 WEST CAPITOL
JEFFERSON CITY, MO 65102
1-888-ASK-MODOT (1-888-275-6636)

ANDERSON ENGINEERING
EMPLOYEE OWNED

ENGINEERS - SURVEYORS - LABORATORIES - DRILLING
816 JEFFERSON BLVD. WARRENSBURG, MISSOURI 64093 (660) 226-5012
ANDERSON COA# 000062 - ANDREW ECKHART, PE# 2009018717

EFFECTIVE: 07/01/2018

| POST NUMBER | PULL BOX NUMBER | LOCATION APPROACH | LOCATION STATION | LOCATION OFFSET | BASE A 9 | BASE A 9.5 | BASE A 10 | BASE A 10.5 | BASE A 11 | BASE A 12 | BASE F 9 | BASE F 9.5 | BASE F 10 | BASE F 10.5 | BASE F 11 | BASE F 12 | BASE C | BASE CONCRETE** (CU. YDS.) | PULL BOX PREFORMED CLASS 1 | PULL BOX PREFORMED CLASS 2 | PULL BOX PREFORMED CLASS 3 | PULL BOX PREFORMED CLASS 5 | PULL BOX CONCRETE STANDARD | PULL BOX CONCRETE DOUBLE, TYPE A | PULL BOX CONCRETE DOUBLE, TYPE B | DRAIN TYPE* I | DRAIN TYPE* II A | DRAIN TYPE* II B | DRAIN TYPE* II C | POST TOP MOUNT POST 8 FT. | POST TOP MOUNT POST 15 FT. | POST TYPE C & CL ARM LENGTH A | POST TYPE C & CL ARM LENGTH A | POST TYPE C & CL ARM LENGTH A | POST TYPE C & CL ARM LENGTH A | POST TYPE C & CL SIGNAL SPACING B | POST TYPE C & CL SIGNAL SPACING C | POST TYPE C & CL SIGNAL SPACING D | POST TYPE C & CL SIGN SPACING D' | POST TYPE C & CL SIGN SPACING B | POST TYPE C & CL SIGN SPACING C | POST TYPE C & CL SIGN SPACING D | POST TYPE C & CL SIGN SPACING D' | POST TYPE B & BL ARM LENGTH E | POST TYPE B & BL ARM LENGTH E | POST TYPE B & BL ARM LENGTH K | POST TYPE B & BL ARM LENGTH E | POST TYPE B & BL ARM LENGTH K | POST TYPE B & BL LEFT ARM E SIGNAL SPACING F | POST TYPE B & BL LEFT ARM E SIGNAL SPACING G | POST TYPE B & BL LEFT ARM E SIGNAL SPACING H' | POST TYPE B & BL LEFT ARM E SIGN SPACING F | POST TYPE B & BL LEFT ARM E SIGN SPACING G | POST TYPE B & BL LEFT ARM E SIGN SPACING H | POST TYPE B & BL LEFT ARM E SIGN SPACING H' | POST TYPE B & BL RIGHT ARM K SIGNAL SPACING L | POST TYPE B & BL RIGHT ARM K SIGNAL SPACING M | POST TYPE B & BL RIGHT ARM K SIGNAL SPACING N | POST TYPE B & BL RIGHT ARM K SIGNAL SPACING N' | POST TYPE B & BL RIGHT ARM K SIGN SPACING L | POST TYPE B & BL RIGHT ARM K SIGN SPACING M | POST TYPE B & BL RIGHT ARM K SIGN SPACING N | POST TYPE B & BL RIGHT ARM K SIGN SPACING N' | POST TYPE B & BL INCLUDED ANGLE | LUMINAIRE BRACKET ARM** 4 FT. | LUMINAIRE BRACKET ARM** 6 FT. | LUMINAIRE BRACKET ARM** 8 FT. | LUMINAIRE BRACKET ARM** 10 FT. | LUMINAIRE BRACKET ARM** 12 FT. | LUMINAIRE BRACKET ARM** 15 FT. |
|---|---|---

EFFECTIVE: 10-01-2015

CONDUIT (WITH #14 TRACER WIRE)

FROM	TO	CENTER TO CENTER DISTANCE	LOOP DET.	TRENCH				PUSHED			MEDIAN			ON STRUCTURE			REMARKS
			1"	2"	3"	4"		2"	3"	4"	2"	3"	4"	2"	3"		
∅	🖂	38	·	46	·	·	·	·	·	·	·	·	·	·	·	·	POWER TO CONTROLLER
🖂	1	7				20											2 - 4" CONDUITS
1	2	39			37												
2	1	18			21												
2	3	70								68							
3	3	12								15							
3	2	9								12							
1	5	85			83												
5	6	19			22												
5	4	92								90							
4	4	12								15							
4	5	3								6							
·																	
·	21	2	3														
2	20	3	4														
2	50	3	4														
3	80	6	7														
3	30	6	7														
4	61	4	5														
4	60	3	4														
4	10	3	4														
5	41	7	8														
5	40	7	8														
5	70	8	9														
·																	
🖂	6	145			148												
·																	
·																	
·				

EFFECTIVE 04-01-2018

POWER SUPPLY

LOCATION			POWER SUPPLY ASSEMBLY		CIRCUIT BREAKER TRIP RATING*				LIGHTING CONTROL * (ON POWER SUPPLY)		SERVICE POLE	
					CONTROLLER		POWER SUPPLY DISCONNECT					
APPROACH	STATION	OFFSET	DRAWING 902.15	DRAWING	AUXILIARY BREAKER	CONT & SIGNAL LAMPS	MAIN BREAKER		120 VOLT CONTROL CABINET	MAIN BREAKER	CONTRACT FURNISH	UTILITY COMPANY
							SIGNALS	LIGHTING				
BL49	141+24.80	62.75 LT	Type 2	·	15 Amps	15 Amps	30 Amps	30 Amps		· Amps	Ci. Ft.	
·	·	·	Type	·	15 Amps	Amps	Amps	Amps		Amps	Ci. Ft.	

NOTE:
EXISTING BATTERY BACKUP
MOUNT ON TYPE 2 POWER
SUPPLY STRUCTURE
(COST INCLUDED IN COST
OF THE POWER SUPPLY)

CONTROLLER ASSEMBLY AND AUXILIARY EQUIPMENT

LOCATION			SYSTEM MASTER (CLOSED LOOP)		ACTUATED		ON-OFF* SWITCH TYPE		COORDINATION INTERFACE *						TIME * CLOCK	NEMA CABINET TYPE *			2070 CABINET TYPE *		2070 OMNIEX SOFTWARE *		McCAIN ATC SOFTWARE *	VIDEO DETECTION SYSTEM
									12C/7C HARDWIRE (1)		TIME BASE	CLOSED LOOP		FIBER										
APPROACH	STATION	OFFSET	NEMA	170	NEMA	170	I	II	MASTER	LOCAL		NEMA	170			E	EV	DOUBLE	332	336S	BITRAN	WAPITI		
BL49	140+88.00	71.0 LT	·	·	·	·	·	·	·	·	·	·	·	165'	·	·	·	·	1	·	1	·	·	·
·	·	·	·	·	·	·	·	·	·	·	·	·	·	·	·	·	·	·	·	·	·	·	·	·

DETECTOR SCHEDULE

DETECTOR NUMBER	APPROACH	TYPE				
		PUSH BUTTON	INDUCTION LOOP (2)			VIDEO
		APS	STANDARD	DELAY/ EXTEND *	CALL UNIT *	
P1	SB BL49	1	·	·	·	
P2	WB 15TH STREET	1				
P3	NB BL49	1				
P4	EB 15TH STREET	1				
P5	SB BL49	1				
P6	WB 15TH STREET	1				
P7	NB BL49	1				
P8	EB 15TH STREET	1				
·						
21	NB BL49		1			
20	NB BL49		1			
50	NB BL49 LT TURN		1			
80	EB 15TH STREET		1			
30	EB 15TH ST LT TURN		1			
61	SB BL49		1			
60	SB BL49		1			
10	SB BL49 LT TURN		1			
41	WB 15TH STREET		1			
40	WB 15TH STREET		1			
70	WB 15TH ST LT TURN		1			
·						
·						
·						
TOTAL		8	11			

* ITEMS FOR WHICH SEPARATE PAYMENT WILL NOT BE MADE.

(1) MoDOT "D" PLUG SHALL BE WIRED INTO ALL NEMA CONTROLLERS WITH 7C HARDWIRE INTERCONNECT.

(2) PAYMENT IS MADE FOR THE NUMBER OF 2-CHANNEL DETECTOR CARDS AS SHOWN BELOW THE ASSIGNMENT CHART.

SIGNAL SIGNS

QUANTITY	MUTCD SIGN NUMBER	SIZE	AREA	SIGN TOTAL AREA ITEM NO. 90208.33	SIGNAL SIGN MOUNTING HARDWARE ITEM NO. 90208.34
		INCHES	SQ.FT.	SQ.FT.	EA.
	R10-10L	24 X 30	5.0		
	R10-10R	24 X 30	5.0		
	R3-5L	30 X 36	7.5		
	R3-5R	30 X 36	7.5		
	R3-5A	30 X 36	7.5		
	R3-6L	30 X 36	7.5		
	R3-6R	30 X 36	7.5		
	R3-2	24 X 24	4.0		
	R3-1	24 X 24	4.0		
	R3-3	24 X 24	4.0		
2	D3-1	60 X 18	7.5	15	2
2	D3-1a	96 X 18	12.0	24	2
	R10-11A	24 X 30	5.0		
	R10-13	36 X 24	6.0		
2	R10-27A	30 X 36	7.5	15	2
	R10-12	24 X 30	5.0		
		SUBTOTAL	54		6
		TOTAL	54		6

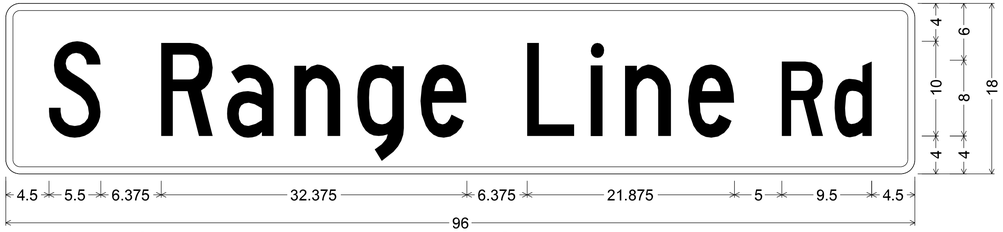

D3-1a SH-FLAT SHEET; 1.500" Radius, 0.750" Border, White on Green;
[S Range Line] C 70% spacing; [Rd] C 70% spacing;
Table of letter and object lefts.

S	R	a	n	g	e	L	i	n	e	R	d
4.500	16.375	23.375	30.500	37.125	43.750	55.125	61.750	65.375	72.000	82.000	87.500

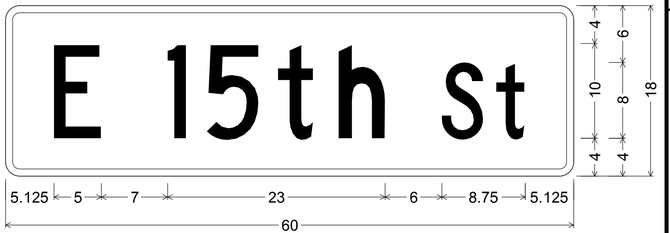

D3-1 SH-FLAT SHEET; 1.500" Radius, 0.750" Border, White on Green;
[E 15th] C; [St] C;
Table of letter and object lefts.

E	l	5	t	h	S	t
5.125	17.125	21.250	28.750	35.125	46.125	51.875

SIGNAL SHEET
SHEET 4 OF 6

BL49 (RANGELINE ROAD) & 15TH STREET
INTERSECTION

D-37C

STATE OF MISSOURI
SEAN LEE MATLOCK
NUMBER PE-27133
PROFESSIONAL ENGINEER
Sean L. Matlock

DATE PREPARED 2/23/2024
ROUTE BL49 | STATE MO
DISTRICT SW | SHEET NO. 36
COUNTY JASPER
JOB NO. J7S3430
CONTRACT ID.
PROJECT NO.
BRIDGE NO.

IF A SEAL IS PRESENT ON THIS SHEET IT HAS BEEN ELECTRONICALLY SEALED AND DATED.

NO.	DESCRIPTION	DATE

MISSOURI HIGHWAYS AND TRANSPORTATION COMMISSION
105 WEST CAPITOL
JEFFERSON CITY, MO 65102
1-888-ASK-MODOT (1-888-275-6636)

ANDERSON ENGINEERING
EMPLOYEE OWNED
ENGINEERS · SURVEYORS · LABORATORIES · DRILLING
816 E. 3rd St. 2nd Floor, Kansas City, MO 64106 (417) 334-3113
ANDERSON COA# 000062 · ANDREW ECKHART, PE# 2009019117

EFFECTIVE 12-01-17

WIRING DIAGRAM

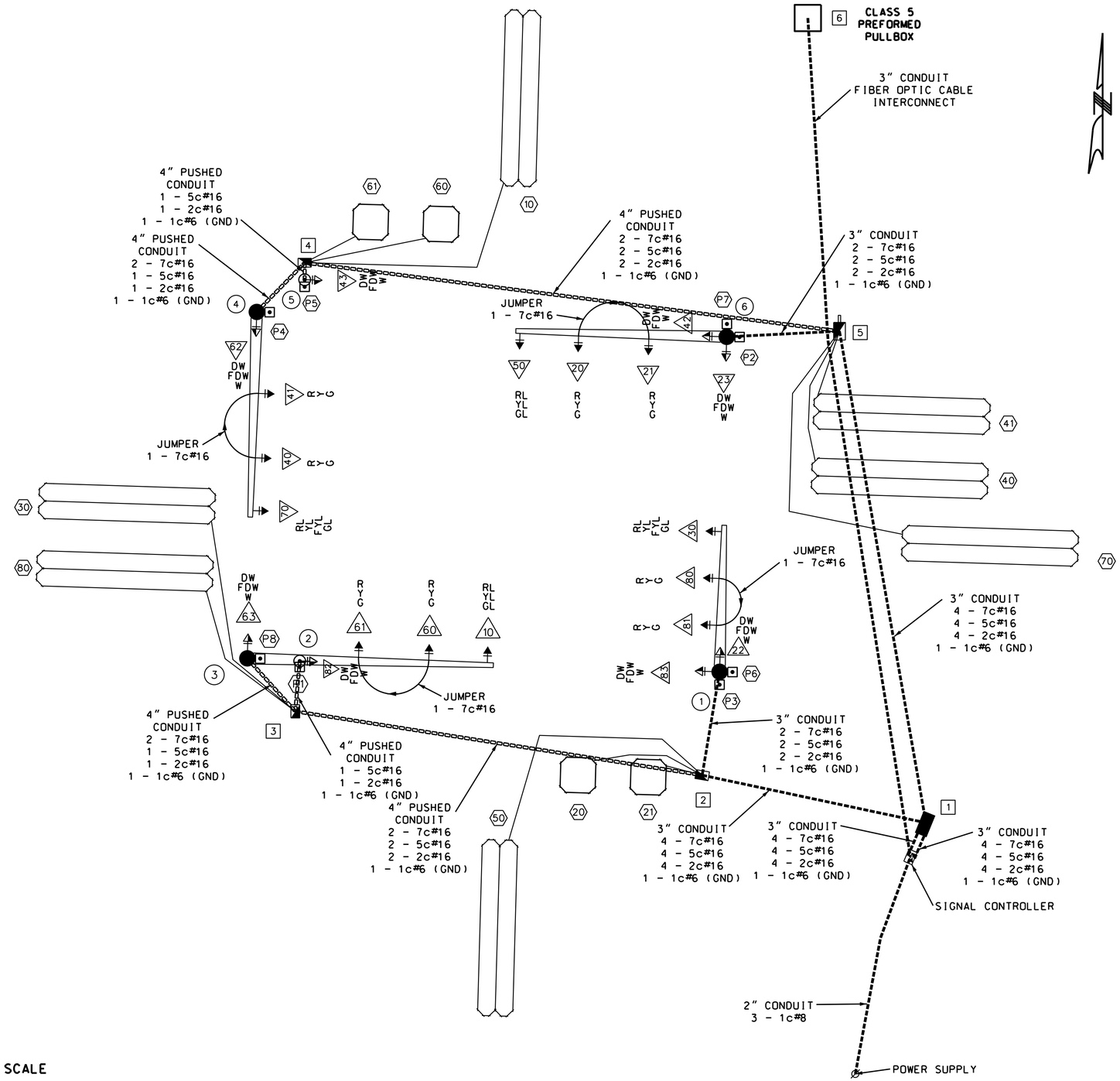

NOT TO SCALE

LEGEND

3"	CONDUIT CONTAINING CABLE WITH SIZE
	CABLE
X-Xc	MULTI-CONDUCTOR CABLE #16 AWG (UNLESS OTHERWISE INDICATED)
LIC	#14 AWG DETECTOR LEAD-IN CABLE (2C TWISTED SHIELDED)
X	PULL BOX WITH NUMBER
X	POST WITH NUMBER
X	POST WITH MAST ARM
X	POST WITH MAST ARM AND LUMINAIRE
X	DETECTOR WITH NUMBER
X	SIGNAL HEAD WITH NUMBER
	SIGNAL CONTROLLER
	POWER SUPPLY
	LIGHTING CONTROLLER

BL49 (RANGELINE ROAD) & 15TH STREET

INTERSECTION

SIGNAL SHEET
SHEET 5 OF 6

D-37D

STATE OF MISSOURI
SEAN LEE MATLOCK
NUMBER PE-27133
PROFESSIONAL ENGINEER
Sean L. Matlock

DATE PREPARED
2/23/2024

ROUTE	STATE
BL49	MO
DISTRICT	SHEET NO.
SW	37

COUNTY
JASPER

JOB NO.
J7S3430

CONTRACT ID.

PROJECT NO.

BRIDGE NO.

DESCRIPTION	DATE

MISSOURI HIGHWAYS AND TRANSPORTATION COMMISSION
105 WEST CAPITOL
JEFFERSON CITY, MO 65102
1-888-ASK-MODOT (1-888-275-6636)

ANDERSON ENGINEERING
EMPLOYEE OWNED
ENGINEERS - SURVEYORS - LABORATORIES - DRILLING
3141 W. ELM ST. SUITE 100 LEBANON, MO 65536 PHONE: (417) 532-3112
MISSOURI CA# 2005 - KANSAS CA# E-2005 - ARKANSAS CA# 1005
ANDERSON COA# 000062 - MONEY EXCHANGE, PE# 2005037117

IF A SEAL IS PRESENT ON THIS SHEET IT HAS BEEN ELECTRONICALLY SEALED AND DATED.

EFFECTIVE 12/01/2017

SIGNAL FACE LOCATION

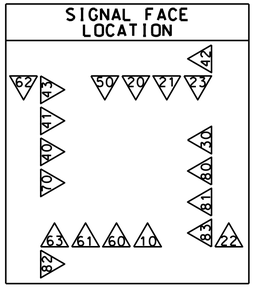

TRAFFIC PHASING AND COLOR SEQUENCE - ACTUATED CONTROLLERS

	PHASE 1			PHASE 2			PHASE 3			PHASE 4			PHASE 5			PHASE 6			PHASE 7			PHASE 8			PED Φ 62-63 OVERLAP	PED Φ 82-83 OVERLAP	PED Φ 22-23 OVERLAP	PED Φ 42-43 OVERLAP	
FACE NUMBERS	10			20	21		10			30	40	41		30			50	60	61		50			70	80	81		70	62 63	82 83	22 23	42 43	FACE NUMBERS
SIGNAL INDICATIONS R	RL			R	R		RL			RL	R	R		RL			RL	R	R		RL			RL	R	R		RL	DW	DW	DW	DW	R
SIGNAL INDICATIONS Y				Y	Y						Y	Y						Y	Y						Y	Y			FDW	FDW	FDW	FDW	Y
SIGNAL INDICATIONS YL	YL									YL				FYL			YL							YL				FYL					FYL
SIGNAL INDICATIONS G				G	G						G	G						G	G						G	G			W	W	W	W	G
SIGNAL INDICATIONS GL	GL									GL							GL							GL									
SIGNAL INDICATIONS →																																	
DETECTOR ASSIGNMENTS	6			4	5		6			3	1	2		3			9	7	8		9			12	10	11		12					DETECTOR ASSIGNMENTS
DETECTOR ASSIGNMENTS (PEDS. ONLY)																									PB P2 P6	PB P5 P7	PB P8 P4	PB P1 P3					
OVERLAP PARENT PHASES																																	

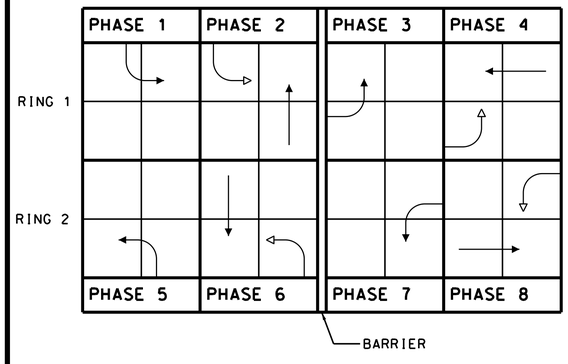

RING STRUCTURE

2070/332 FYA MODE WILL BE MODE "C" COMPACT.

IF CALLED, ALL NON-CONFLICTING PHASES SHALL COMBINE AND TIME CONCURRENTLY. TIME TO BE DETERMINED BY THE ENGINEER AT SIGNAL TURN ON AND SET IN THE CONTROLLER BY THE CONTRACTOR.

LEGEND

- → — ACTUATED VEHICULAR MOVEMENT
- → — PARTIALLY RESTRICTED ACTUATED VEHICULAR MOVEMENT
- ⇢ — NON-ACTUATED VEHICULAR MOVEMENT
- ⇢ — PARTIALLY RESTRICTED NON-ACTUATED VEHICULAR MOVEMENT
- → — ACTUATED PEDESTRIAN MOVEMENT
- ⇢ — NON-ACTUATED PEDESTRIAN MOVEMENT
- ⊣ — VEHICLE STOPPED
- FDW — FLASHING DON'T WALK
- W — WALK
- DW — DON'T WALK
- R/W — RIGHT OF WAY INTERVAL
- YR† — YELLOW RIGHT ARROW
- RT. — GREEN RIGHT ARROW
- LY -YL — YELLOW LEFT ARROW
- L — GREEN LEFT ARROW
- S — GREEN STRAIGHT AHEAD ARROW
- G — CIRCULAR GREEN
- Y — CIRCULAR YELLOW
- R — CIRCULAR RED
- RL — RED LEFT ARROW
- Ø — TRAFFIC PHASE
- AO — ALL OTHERS
- FR — FLASHING RED
- FY — FLASHING CIRCULAR YELLOW
- PB — PUSH BUTTON
- FYL — FLASHING YELLOW LEFT ARROW

FLASHING OPERATION	
ALL APPROACHES	FR

CONTROLLER TYPE	2070/332 CABINET

TRAFFIC SIGNAL CONTROL OPERATION

INTERSECTION OF

BL49 (RANGELINE ROAD) & 15TH STREET

SIGNAL SHEET
SHEET 6 OF 6

D-38C

STATE OF MISSOURI
SEAN LEE MATLOCK
NUMBER PE-27133
PROFESSIONAL ENGINEER

DATE PREPARED
2/23/2024

ROUTE	STATE
BL49	MO
DISTRICT	SHEET NO.
SW	38

COUNTY
JASPER

JOB NO.
J7S3430

CONTRACT ID.

PROJECT NO.

BRIDGE NO.

DESCRIPTION

DATE

IF A SEAL IS PRESENT ON THIS SHEET IT HAS BEEN ELECTRONICALLY SEALED AND DATED.

MISSOURI HIGHWAYS AND TRANSPORTATION COMMISSION

105 WEST CAPITOL
JEFFERSON CITY, MO 65102
1-888-ASK-MODOT (1-888-275-6636)

ANDERSON ENGINEERING
EMPLOYEE OWNED
ENGINEERS - SURVEYORS - LABORATORIES - DRILLING
216 15TH STREET • MISSOURI 64701 • (417) 624-6910
ANDERSON COA# 000062 • ANDREW ECKHART, PE# 2009007117

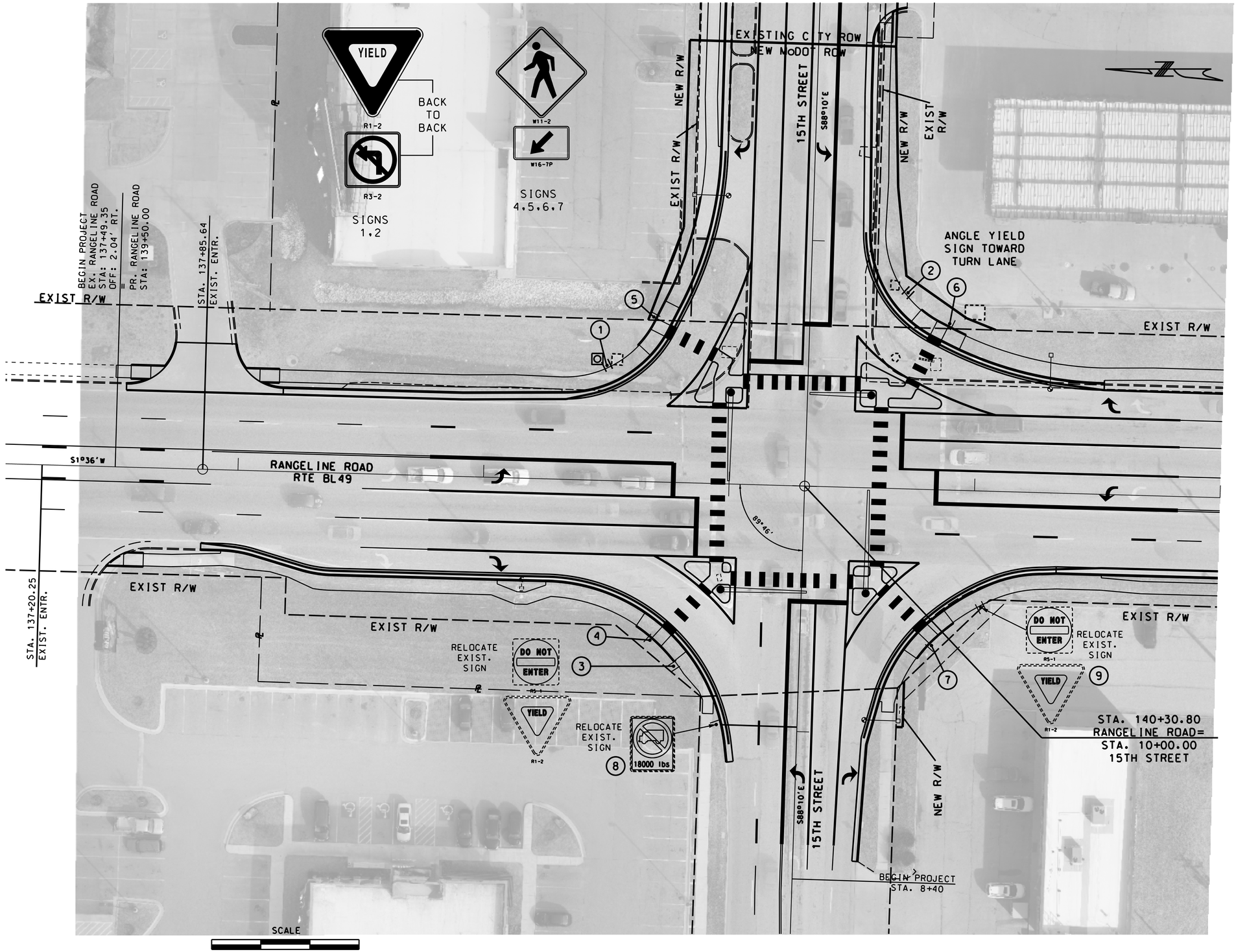

SIGNING SHEET
SHEET 1 OF 5

STATE OF MISSOURI
SEAN LEE MATLOCK
NUMBER PE-27133
PROFESSIONAL ENGINEER

DATE PREPARED
2/23/2024

ROUTE	STATE
BL49	MO
DISTRICT	SHEET NO.
SW	39

COUNTY
JASPER

JOB NO.
J7S3430

CONTRACT ID.

PROJECT NO.

BRIDGE NO.

DATE	DESCRIPTION

IF A SEAL IS PRESENT ON THIS SHEET IT HAS BEEN ELECTRONICALLY SEALED AND DATED.

MISSOURI HIGHWAYS AND TRANSPORTATION COMMISSION

105 WEST CAPITOL
JEFFERSON CITY, MO 65102
1-888-ASK-MODOT (1-888-275-6636)

ANDERSON ENGINEERING
EMPLOYEE OWNED

ENGINEERS - SURVEYORS - LABORATORIES - DRILLING
MISSOURI AUTH. NO. 2001018750 - (417) 334-5948
216 5TH AVENUE - JOPLIN, MISSOURI 64801
ANDERSON COA# 000062 - ANDREW ECKHART, PE# 2009018117

EFFECTIVE 07-01-2022

SIGNS (902 SIGNAL SIGNS TABULATED ON D-37A SHEET)						CONCRETE FOOTINGS EMBEDDED	STRUCTURAL STEEL POSTS *						PIPE POSTS *					BACKING BARS **				U-CHANNEL POST	PERFORATED SQUARE STEEL TUBE												BREAK-AWAY ASSEMBLY	REMARKS AND OTHER REQUIRED ITEMS
																							2 IN. POST						2.5 IN. POST							
																										ANCHORS					ANCHORS				
SIGN NO.	SIGN SIZE	STATION	HORZ CLEAR IF NOT STD	LOCATION	SIGN DTL. SHT. NO.	ITEM NO. 9031010	POST DES NO.	POST NO.1	POST NO.2	POST NO.3	LBS PER FT	TOTAL ITEM NO. 9031210	PIPE SIZE	POST NO.1	POST NO.2	LBS PER FT	TOTAL ITEM NO. 9031220	NO. EACH	LGTH	TOTAL	TOTAL	ITEM NO. 9031250A	POST NO.1	POST NO.2	TOTAL ITEM NO. 9031270A	DRIVEN 12-GA. ITEM NO. 9031271A	DRIVEN 7-GA. ITEM NO. 9031273A	CONCRETE 7-GA. ITEM NO. 9031274	POST NO.1	POST NO.2	TOTAL ITEM NO. 9031280	2.25" INSERT (6 FT) ITEM NO. 9031272A	DRIVEN 7-GA. ITEM NO. 9031281A	CONCRETE 7-GA. ITEM NO. 9031285	ITEM NO. 9031241	
						CY		LF	LF	LF		LBS	IN.	LF	LF		LBS	EACH	IN.	LF	LBS	LF	LF	LF	LF	EA	EA	EA	LF	LF	LF	EA	EA	EA	EA	
1	ASSY	139+49		BL49 47'LT																									16		16		1			
2	ASSY	10+80		15TH 40'RT																									16		16		1			
3	ASSY	9+25		15TH 51'LT																									16		16		1			NEW POST FOR EXISTING SIGN
4	ASSY	139+69		BL49 66'RT																									16		16		1			
5	ASSY	10+67		15TH 63'LT																									16		16		1			
6	ASSY	140+88		BL49 68'LT																									16		16		1			
7	ASSY	9+37		15TH 54'RT																									16		16		1			
8	24"x30"	9+02		15TH 33'LT																									16		16		1			NEW POST FOR EXISTING SIGN
9	ASSY	141+04		BL49 47.5'RT																									16		16		1			NEW POST FOR EXISTING SIGN
SUBTOTAL																															144		9			
TOTAL																					**										144		9			

* BREAKAWAY ASSEMBLY IS INCIDENTAL FOR STRUCTURAL STEEL AND PIPE POSTS.
** BACKING BARS ARE TOTALED WITH STRUCTURAL STEEL OR PIPE POSTS.

ROUND PIPE POST AND FOOTING DATA TABLE

NOM.SIZE (IN.)	WEIGHT LBS/FT	WEIGHT LBS/IN	STUB LENGTH	FOOTING DIA.	FOOTING DEPTH	CONCRETE C.Y.
2½	5.79	0.48	4'- 3½"	12"	4–6"	0.13
3	7.58	0.63	4'- 3½"	12"	4–6"	0.13
4	10.79	0.90	5'- 3½"	18"	5–6"	0.36

STRUCTURAL STEEL POST AND FOOTING DATA TABLE

POST DES. NO.	NOM. SIZE	POST WEIGHT LBS/FT	POST WEIGHT LBS/IN	STUB LENGTH	FOOTING DIA.	LEVEL GROUND DEPTH	LEVEL GROUND C.Y.	6:1 GRADE DEPTH	6:1 GRADE C.Y.	4:1 GRADE DEPTH	4:1 GRADE C.Y.	3:1 OR 2:1 GRADE DEPTH	3:1 OR 2:1 GRADE C.Y.
1	W6	9.0	0.75	3'-0"	15"	3'-0"	0.14	3'-2"	0.15	3'-3"	0.16	3'-6"	0.17
2	W6	15.0	1.25	4'-0"	24"	4'-0"	0.47	4'-2"	0.50	4'-3"	0.51	4'-6"	0.54
3	W8	18.0	1.50	4'-6"	28"	4'-6"	0.71	4'-8"	0.73	4'-9"	0.74	5'-0"	0.78
4	W10	22.0	1.83	5'-0"	36"	5'-0"	1.31	5'-2"	1.36	5'-3"	1.39	5'-6"	1.45
5	W10	26.0	2.17	5'-0"	36"	5'-0"	1.31	5'-3"	1.37	5'-5"	1.43	5'-9"	1.52
6	W12	35.0	2.92	5'-6"	36"	5'-6"	1.44	5'-9"	1.52	5'-11"	1.56	6'-3"	1.65

SIGNING SHEET
SHEET 2 OF 5

D-29

STATE OF MISSOURI
SEAN LEE MATLOCK
NUMBER PE-27133
PROFESSIONAL ENGINEER

DATE PREPARED: 07/31/2023
ROUTE: BL49 | STATE: MO
DISTRICT: SW | SHEET NO.: 40
COUNTY: JASPER
JOB NO.: J7S3430
CONTRACT ID.:
PROJECT NO.:
BRIDGE NO.:

DESCRIPTION | DATE

IF A SEAL IS PRESENT ON THIS SHEET IT HAS BEEN ELECTRONICALLY SEALED AND DATED.

MISSOURI HIGHWAYS AND TRANSPORTATION COMMISSION
105 WEST CAPITOL
JEFFERSON CITY, MO 65102
1-888-ASK-MODOT (1-888-275-6636)

ANDERSON ENGINEERING
EMPLOYEE OWNED
ENGINEERS - SURVEYORS - LABORATORIES - DRILLING
510 S. KIMBALL AVE. - SUITE A - SPRINGFIELD, MISSOURI 65806 - PHONE (417) 336-1172
ANDERSON COA# 000062 - ANDREW ECKHART, PE# 2009019117

EFFECTIVE 10-01-2016

STANDARD SIGN ASSEMBLIES

SIGN NUMBER	STATION	LOCATION	TYPE: SH	SH	SH	SH	SIGN DESCRIPTION, SIZES & NUMBER OF EACH: YIELD 60x60	DO NOT ENTER 30x30	45° DIRECTIONAL ARROW (LEFT) 36x36	PEDESTRIAN CROSSING SIGN 30x18
1	139+49	BL49 47' LT					1	1		
2	10+80	15TH 40' RT					1	1		
4	139+69	BL49 66' RT							1	1
5	10+67	15TH 63' LT							1	1
6	140+88	BL49 68' LT							1	1
7	9+37	15TH 54' RT							1	1

SIGN SUMMARY

STANDARD SIGN OR SPECIAL SIGN NUMBER	SIGN DETAIL SHEET NO.	NO. EACH	SIZE, TYPE & SQUARE FEET: SIZE	FLAT SHEET SH (ITEM NO. 9035004A)	FLAT SHEET FLUORESCENT SHF * (ITEM NO. 9035069A)	STRUCTURAL ST (ITEM NO. 9035011A)	STRUCTURAL FLUORESCENT STF * (ITEM NO. 9035071A)
YIELD	R1-2	2	60"x60"	21.6			
DO NOT ENTER	R5-1	2	30"x30"	12.5			
PEDESTRIAN CROSSING SIGN	W11-2	4	36"x36"	36			
45° DIRECTIONAL ARROW (LEFT)	W16-11P	4	30"x18"	15			
			TOTAL	85.1			
			USE	85			

* ORANGE, YELLOW & YELLOW/GREEN

SIGNING SHEET
SHEET 3 OF 5

D-30

STATE OF MISSOURI
SEAN LEE MATLOCK
NUMBER PE-27133
PROFESSIONAL ENGINEER

DATE PREPARED 2/23/2024

ROUTE	STATE
BL49	MO
DISTRICT	SHEET NO.
SW	41

COUNTY JASPER
JOB NO. J7S3430
CONTRACT ID.
PROJECT NO.
BRIDGE NO.

DESCRIPTION	DATE

MISSOURI HIGHWAYS AND TRANSPORTATION COMMISSION
105 WEST CAPITOL
JEFFERSON CITY, MO 65102
1-888-ASK-MODOT (1-888-275-6636)

ANDERSON ENGINEERING
EMPLOYEE OWNED
ENGINEERS - SURVEYORS - LABORATORIES - DRILLING
510 E. 15TH ST. P.O. BOX 2648 - WASHINGTON, MISSOURI 63090 - PH. (417) 326-5512
ANDERSON COA# 000062 - AUDREY ECKHART, PE# 2009019117

IF A SEAL IS PRESENT ON THIS SHEET IT HAS BEEN ELECTRONICALLY SEALED AND DATED.

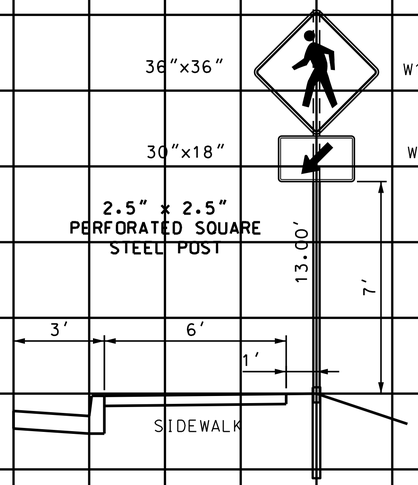

SIGN 4
BL49
139+69
66' RT

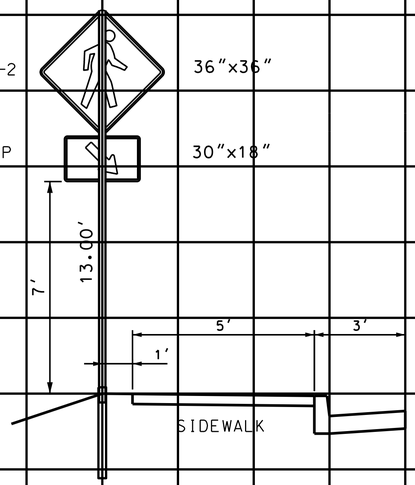

SIGN 5
15TH STREET
10+67
63' LT

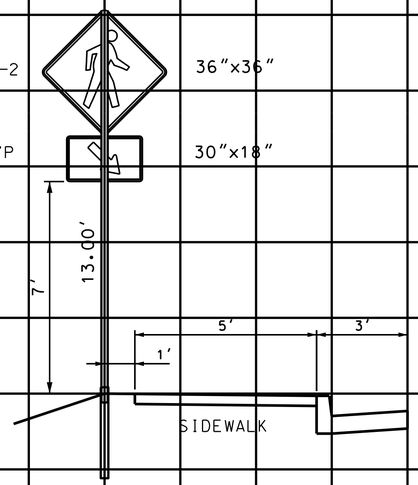

SIGN 6
BL49
140+88
68' LT

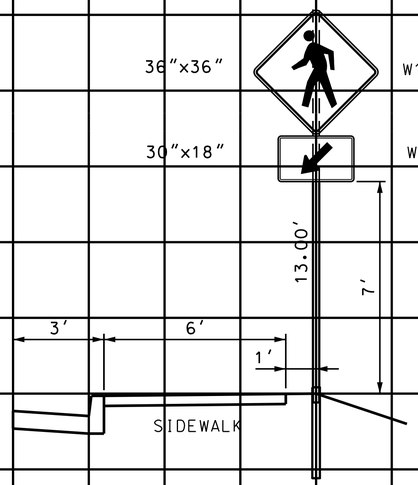

SIGN 7
15TH STREET
9+37
54' RT

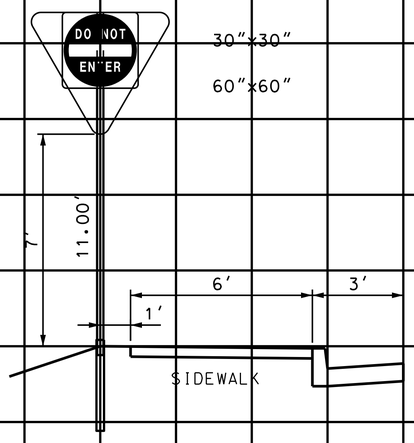

SIGN 1
BL49
139+49
47' LT

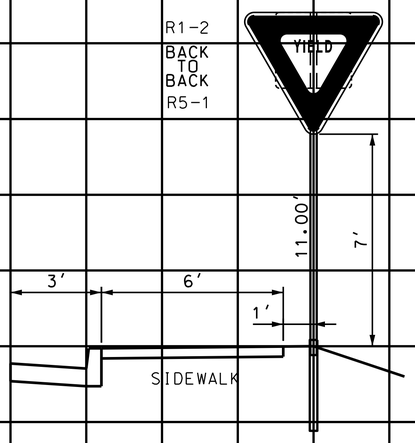

SIGN 2
15TH STREET
10+80
40' RT

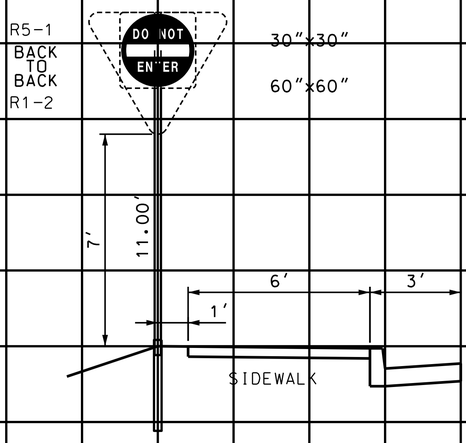

RELOCATED
SIGN 3
15TH STREET
9+25
51' LT

2.5'

SIGNING SHEET
SHEET 4 OF 5

STATE OF MISSOURI
SEAN LEE MATLOCK
NUMBER PE-27133
PROFESSIONAL ENGINEER

DATE PREPARED
2/23/2024

ROUTE	STATE
BL49	MO
DISTRICT	SHEET NO.
SW	42

COUNTY
JASPER

JOB NO.
J7S3430

CONTRACT ID.

PROJECT NO.

BRIDGE NO.

IF A SEAL IS PRESENT ON THIS SHEET IT HAS BEEN ELECTRONICALLY SEALED AND DATED.

DESCRIPTION	DATE

MISSOURI HIGHWAYS AND TRANSPORTATION COMMISSION

105 WEST CAPITOL
JEFFERSON CITY, MO 65102
1-888-ASK-MODOT (1-888-275-6636)

ANDERSON ENGINEERING
EMPLOYEE OWNED
ENGINEERS · SURVEYORS · LABORATORIES · DRILLING
2141 37th Ct. Box 2481, Joplin, MO 64803 (417) 624-6767
MISSOURI AUTH. #2001016102 · KANSAS AUTH. #E-1253
ANDERSON COA# 000262 · ANDREW ECKHART, PE# 2009018117

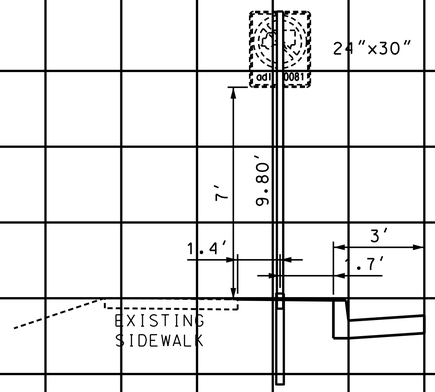

RELOCATED
SIGN 8
15TH STREET
9+02.00
33' LT

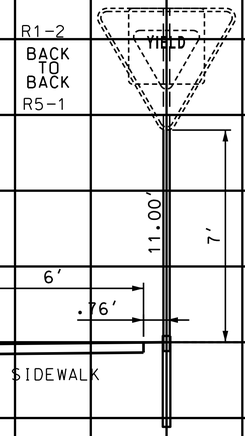

RELOCATED
SIGN 9
BL49
141+04.00
47.5' RT

2.5'

SIGNING SHEET
SHEET 5 OF 5

STATE OF MISSOURI
SEAN LEE MATLOCK
NUMBER PE-27133
PROFESSIONAL ENGINEER
Sean L. Matlock

DATE PREPARED
2/23/2024

ROUTE	STATE
BL49	MO
DISTRICT	SHEET NO.
SW	43

COUNTY
JASPER

JOB NO.
J7S3430

CONTRACT ID.

PROJECT NO.

BRIDGE NO.

DESCRIPTION	DATE

IF A SEAL IS PRESENT ON THIS SHEET IT HAS BEEN ELECTRONICALLY SEALED AND DATED.

MISSOURI HIGHWAYS AND TRANSPORTATION COMMISSION
105 WEST CAPITOL
JEFFERSON CITY, MO 65102
1-888-ASK-MODOT (1-888-275-6636)

ANDERSON ENGINEERING
EMPLOYEE OWNED
ENGINEERS - SURVEYORS - LABORATORIES - DRILLING
2141 37th ROAD, JOPLIN, MISSOURI 64804 (417) 624-6910
MISSOURI COA# 000262 · ANDREW ECKHART, PE# 2009018117

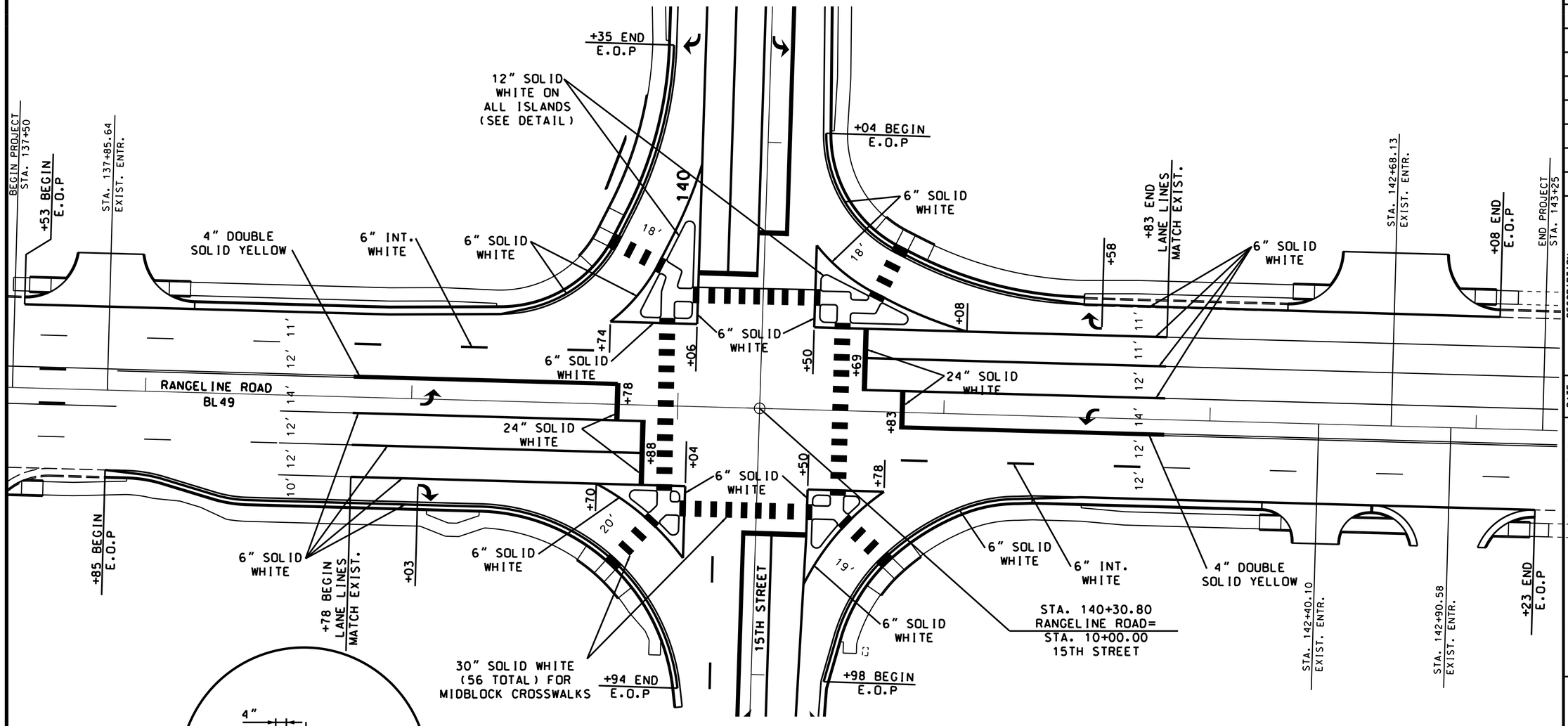

PAVEMENT MARKING
BUSINESS LOOP 49
SHEET 1 OF 3

STATE OF MISSOURI
SEAN LEE MATLOCK
NUMBER PE-27133
PROFESSIONAL ENGINEER

DATE PREPARED
2/23/2024

ROUTE	STATE
BL49	MO
DISTRICT	SHEET NO.
SW	44

COUNTY
JASPER

JOB NO.
J7S3430

CONTRACT ID.

PROJECT NO.

BRIDGE NO.

DATE	DESCRIPTION

IF A SEAL IS PRESENT ON THIS SHEET IT HAS BEEN ELECTRONICALLY SEALED AND DATED.

MISSOURI HIGHWAYS AND TRANSPORTATION COMMISSION

105 WEST CAPITOL
JEFFERSON CITY, MO 65102
1-888-ASK-MODOT (1-888-275-6636)

MoDOT

ANDERSON ENGINEERING
EMPLOYEE OWNED

ENGINEERS · SURVEYORS · LABORATORIES · DRILLING
516 S. KINGSHIGHWAY, SIKESTON, MISSOURI 63801 PHONE: (573) 471-7334
ANDERSON COA# 000062 · MONEY EXHART, PE# 2005018117

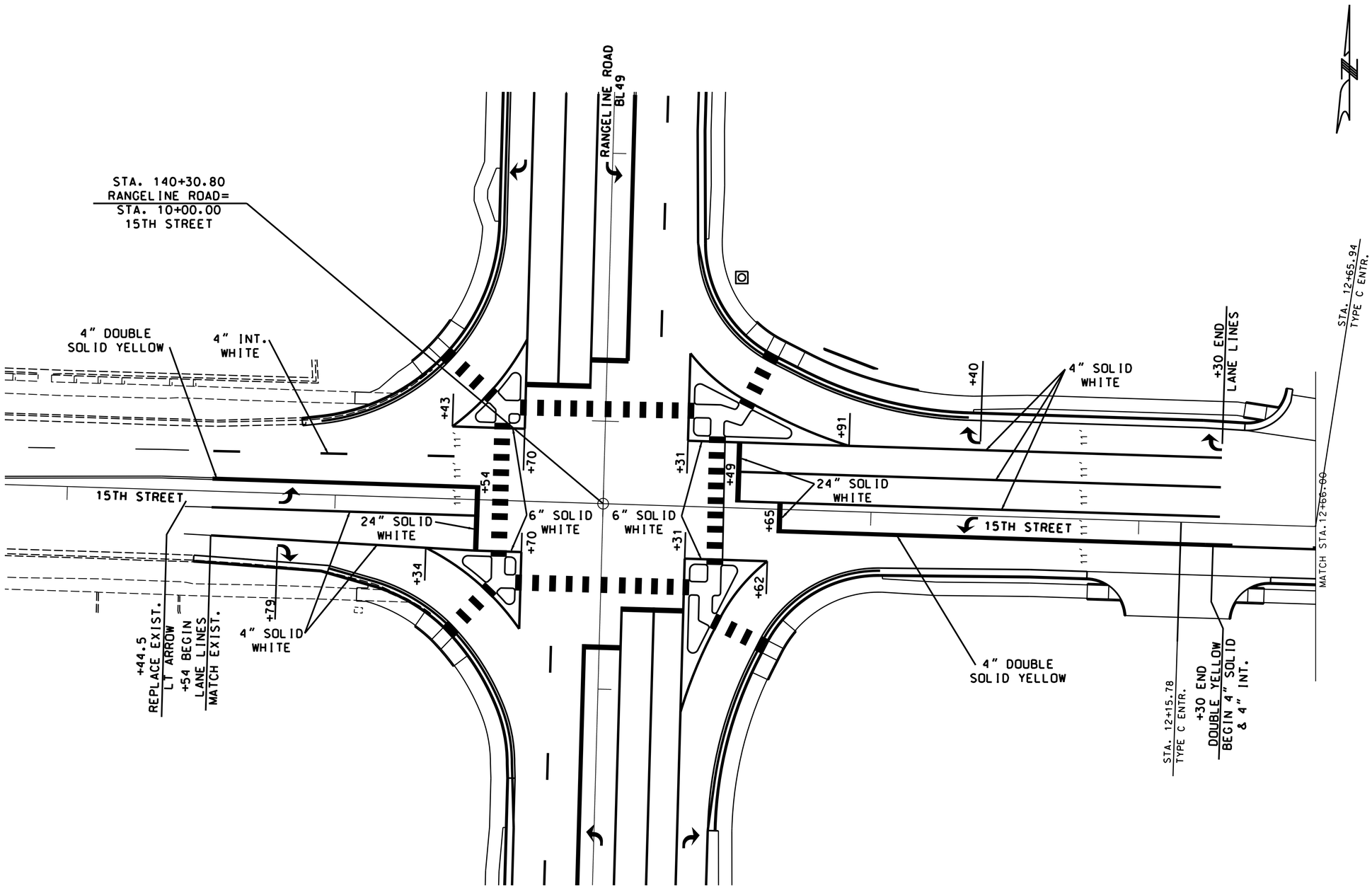

SCALE

0 20 40 60

PAVEMENT MARKING
15TH STREET
SHEET 2 OF 3

STATE OF MISSOURI
SEAN LEE MATLOCK
NUMBER PE-27133
PROFESSIONAL ENGINEER

DATE PREPARED
2/23/2024

ROUTE	STATE
BL 49	MO
DISTRICT	SHEET NO.
SW	45

COUNTY
JASPER

JOB NO.
J7S3430

CONTRACT ID.

PROJECT NO.

BRIDGE NO.

IF A SEAL IS PRESENT ON THIS SHEET IT HAS BEEN ELECTRONICALLY SEALED AND DATED.

DESCRIPTION	DATE

MISSOURI HIGHWAYS AND TRANSPORTATION COMMISSION

105 WEST CAPITOL
JEFFERSON CITY, MO 65102
1-888-ASK-MODOT (1-888-275-6636)

ANDERSON ENGINEERING
EMPLOYEE OWNED

ENGINEERS - SURVEYORS - LABORATORIES - DRILLING
218 STATE ROUTE 13 MILLER, MISSOURI 65707 (417) 226-5712
ANDERSON COA# 000082 - ANDREW ECKHART, PE# 2009018117

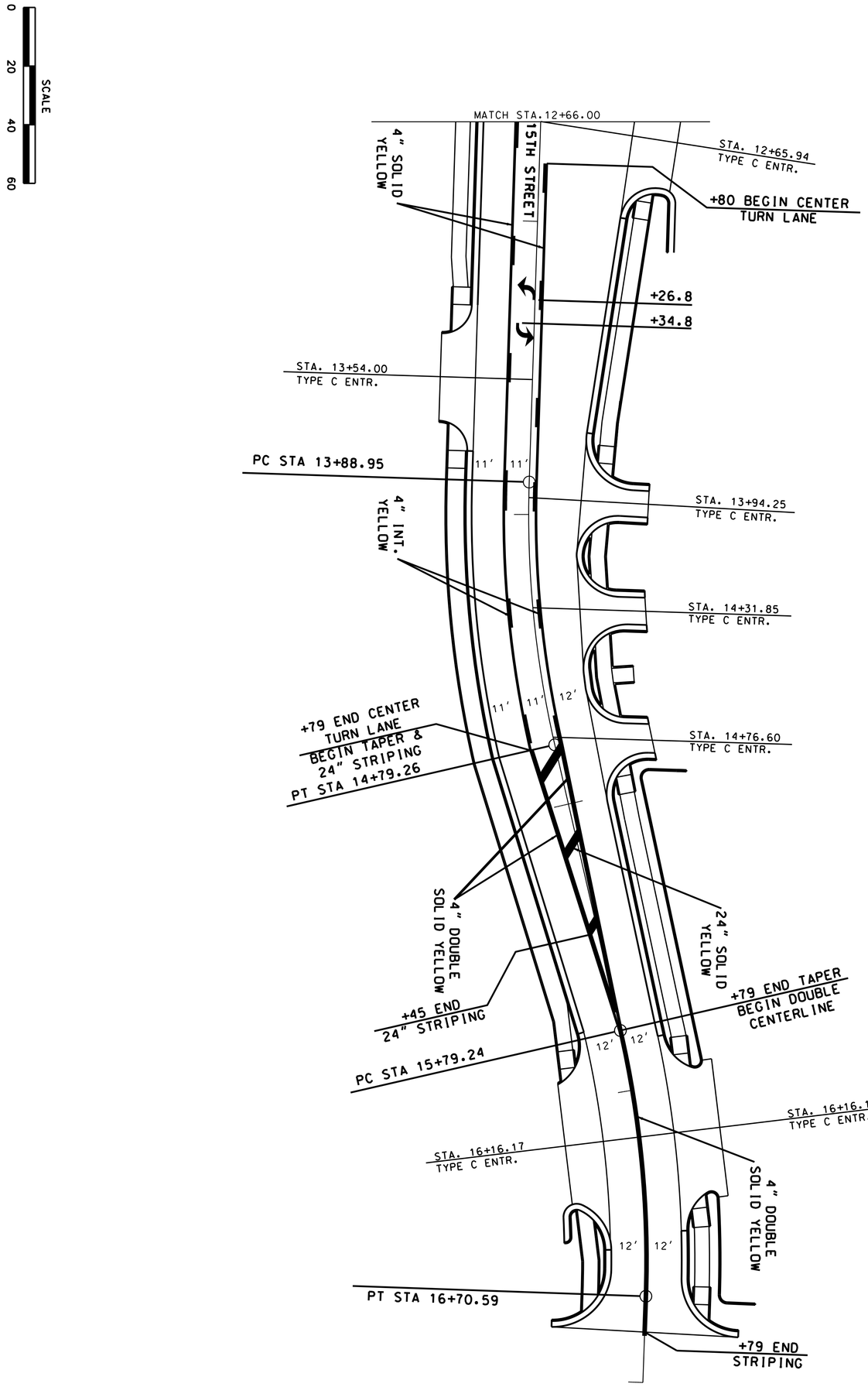

15

PAVEMENT MARKING
15TH STREET
SHEET 3 OF 3

ANDERSON ENGINEERING
EMPLOYEE OWNED
ENGINEERS · SURVEYORS · LABORATORIES · DRILLING
218 5TH, P.O.BOX 286, MONETT, MISSOURI 65708 · PHONE (417) 236-0112
ANDERSON COA# 000062 · ANDREW ECKHART, PE# 2009081?

MISSOURI HIGHWAYS AND TRANSPORTATION COMMISSION
MoDOT
105 WEST CAPITOL
JEFFERSON CITY, MO 65102
1-888-ASK-MODOT (1-888-275-6636)

DATE	DESCRIPTION

BRIDGE NO.
PROJECT NO.
CONTRACT ID.
JOB NO. J7S3430
COUNTY JASPER
ROUTE BL 49
DISTRICT SW
STATE MO
SHEET NO. 46
DATE PREPARED 2/23/2024

STATE OF MISSOURI
SEAN LEE MALLOCK
NUMBER PE-2009081717
PROFESSIONAL ENGINEER

IF A SEAL IS PRESENT ON THIS SHEET IT HAS BEEN ELECTRONICALLY SEALED AND DATED.

EXIST. 7' X 7'
CONCRETE BOX
D = 4.0'
3 - 18" OPENINGS
1 - 24" OPENING

24" X 73' GROUP A PIPE
CLASS 3 EX. = 69.88 C.Y.

4' X 7'
JUNCTION BOX
D = 4.5'
1 - 18" OPENING
3 - 24" OPENINGS
CLASS 3 EXC. = 14.67 C.Y.

T#1
5' X 3'
TYPE T D.I.
D = 3.0'
2 - 24" OPENINGS
CLASS 3 EXC. = 7.00 C.Y.

MH#1
4' DIA. PRECAST MH
TYPE 3
FRAME COVER
D = 3.5'
2 - 24" OPENINGS
CLASS 3 EXC. = 3.87 C.Y.

24" X 109' GROUP A PIPE
CLASS 3 EX. = 58.59 C.Y.

24" X 20' GROUP A PIPE
CLASS 3 EX. = 16.95 C.Y.

24" X 52' GROUP A PIPE
CLASS 3 EX. = 44.09 C.Y.

0+03.50 = 137+43.53
46.37' LT.
RANGE LINE ROAD

0+81.45 = 138+21.41
47.07' LT.
RANGE LINE ROAD

1+93.64 = 139+33.20
37.29' LT.
RANGE LINE ROAD

2+17.28 = 139+55.209
46.28' LT.
RANGE LINE ROAD

LFL EL. 1051.05
TOP EL. 1055.77
TYPE 3 FRAME & COVER
FL EL. 1052.77
SEE BELOW FOR PIPE DETAILS
TOP EL. 1054.80
GUTTER EL. 1054.12
TYPE 3 FRAME & COVER

0.27%
0.39%
1.36%
1.36%

24" X 73' GROUP A PIPE
LFL EL. 1051.05
UFL EL. 1051.25
LFL EL. 1051.26
24" X 109' GROUP A PIPE
UFL EL. 1051.69
LFL EL. 1051.71
T#1
24" X 20' GROUP A PIPE
LFL EL. 1052.03
UFL EL. 1051.98
24" X 52' GROUP A PIPE
MH#1

0+81.45 = 138+21.41
47.07' LT.
RANGE LINE ROAD

TYPE 3 FRAME & COVER
TOP EL. 1055.57
FL EL. 1052.77
3.76%
UFL EL. 1053.03
LFL EL. 1051.25
24" X 14' GROUP A PIPE
LFL EL. 1052.26

24" X 14' GROUP A PIPE
CLASS 3 EX. = 8.32 C.Y.

PLAN VIEW
4' X 7' JUNCTION BOX

T#2
2.5' X 3'
TYPE T D.I.
D = 3.5'
2-24" OPENINGS
CLASS 3 EXC. = 5.90 C.Y.

24" X 71' GROUP A PIPE
CLASS 3 EXC. = 75.57 C.Y.

T#3
2.5' X 3'
TYPE T D.I.
D = 4.5'
1 - 18" OPENING
2 - 24" OPENINGS
CLASS 3 EXC. = 7.58 C.Y.

24" X 202' GROUP A PIPE
CLASS 3 EXC. = 141.66 C.Y.

2+72.40 = 10+92.48
46.47' LT.
15TH STREET

3+45.23 = 11+65.02
40.00' LT.
15TH STREET

TYPE 3 FRAME & COVER
TOP EL. 1056.40
GUTTER EL. 1055.72
LFL EL. 1052.77
LFL EL. 1052.74
T#2

TYPE 3 FRAME & COVER
GUTTER EL. 1057.94
TOP EL. 1058.61
18" FL EL. 1054.54
1.84%
24" X 71' GROUP A PIPE
LFL EL. 1054.09
UFL EL. 1054.06
T#3

2.84%
24" X 202' GROUP A PIPE

CULVERT SECTION
SHEETS 1 OF 6

STATE OF MISSOURI
SEAN LEE MATLOCK
NUMBER PE-27133
PROFESSIONAL ENGINEER

DATE PREPARED
2/23/2024

ROUTE	STATE
BL49	MO
DISTRICT	SHEET NO.
SW	47

COUNTY
JASPER

JOB NO.
J7S3430

CONTRACT ID.

PROJECT NO.

BRIDGE NO.

DESCRIPTION	DATE

IF A SEAL IS PRESENT ON THIS SHEET IT HAS BEEN ELECTRONICALLY SEALED AND DATED.

MISSOURI HIGHWAYS AND TRANSPORTATION COMMISSION
105 WEST CAPITOL
JEFFERSON CITY, MO 65102
1-888-ASK-MODOT (1-888-275-6636)

ANDERSON ENGINEERING
EMPLOYEE OWNED
ENGINEERS • SURVEYORS • LABORATORIES • DRILLING
1745 S. GLENSTONE AVENUE SPRINGFIELD, MO 65804 PHONE: 417.886.9393
ANDERSON CoA# 000262 • AE-INC.COM

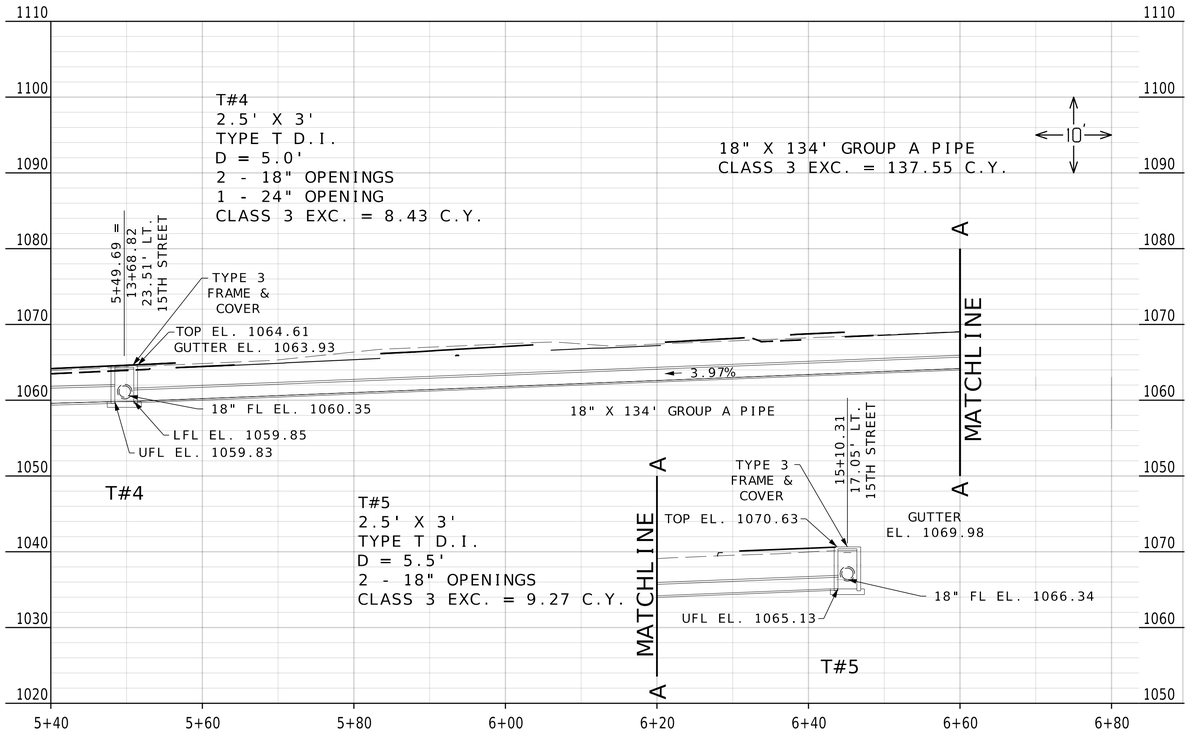

CULVERT SECTION
SHEETS 2 OF 6

STATE OF MISSOURI
SEAN LEE MATLOCK
NUMBER PE-27133
PROFESSIONAL ENGINEER

DATE PREPARED
2/23/2024

ROUTE	STATE
BL49	MO
DISTRICT	SHEET NO.
SW	48

COUNTY
JASPER

JOB NO.
J7S3430

CONTRACT ID.

PROJECT NO.

BRIDGE NO.

DESCRIPTION	DATE

IF A SEAL IS PRESENT ON THIS SHEET IT HAS BEEN ELECTRONICALLY SEALED AND DATED.

MISSOURI HIGHWAYS AND TRANSPORTATION COMMISSION

105 WEST CAPITOL
JEFFERSON CITY, MO 65102
1-888-ASK-MODOT (1-888-275-6636)

ANDERSON ENGINEERING
EMPLOYEE OWNED
ENGINEERS • SURVEYORS • LABORATORIES • DRILLING
1142 S. GLENSTONE AVENUE SPRINGFIELD, MO 65804 PHONE: 417.886.5353
ANDERSON COA# 000062 • AE-INC.COM

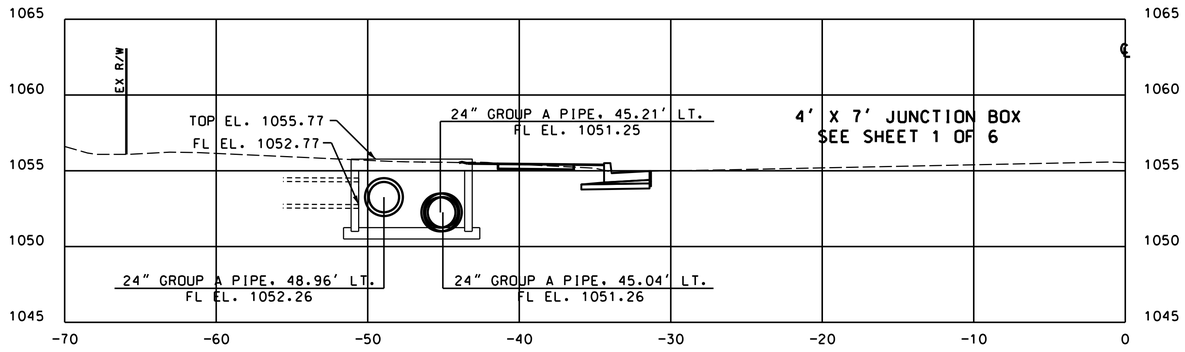

STA. 138+21.41
BL49
(RANGE LINE ROAD)

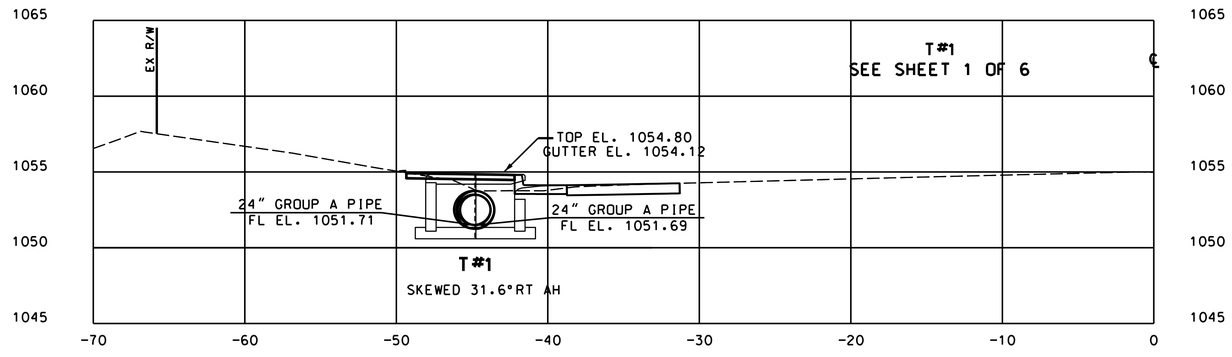

STA. 139+33.20
BL49
(RANGE LINE ROAD)

CULVERT SECTION
SHEETS
SHEET 3 OF 6

STATE OF MISSOURI
SEAN LEE MATLOCK
NUMBER PE-27133
PROFESSIONAL ENGINEER

DATE PREPARED
2/23/2023

ROUTE	STATE
BL49	MO
DISTRICT	SHEET NO.
SW	49

COUNTY
JASPER

JOB NO.
J7S3430

CONTRACT ID.

PROJECT NO.

BRIDGE NO.

DESCRIPTION	DATE

IF A SEAL IS PRESENT ON THIS SHEET IT HAS BEEN ELECTRONICALLY SEALED AND DATED.

MISSOURI HIGHWAYS AND TRANSPORTATION COMMISSION
105 WEST CAPITOL
JEFFERSON CITY, MO 65102
1-888-ASK-MODOT (1-888-275-6636)

ANDERSON ENGINEERING
EMPLOYEE OWNED
ENGINEERS · SURVEYORS · LABORATORIES · DRILLING

510 S. MISSOURI BLVD. JOPLIN, MISSOURI 64801 (417) 624-4174
MISSOURI COA# 000062 · ANDREW ECKHART, PE# 2009019117

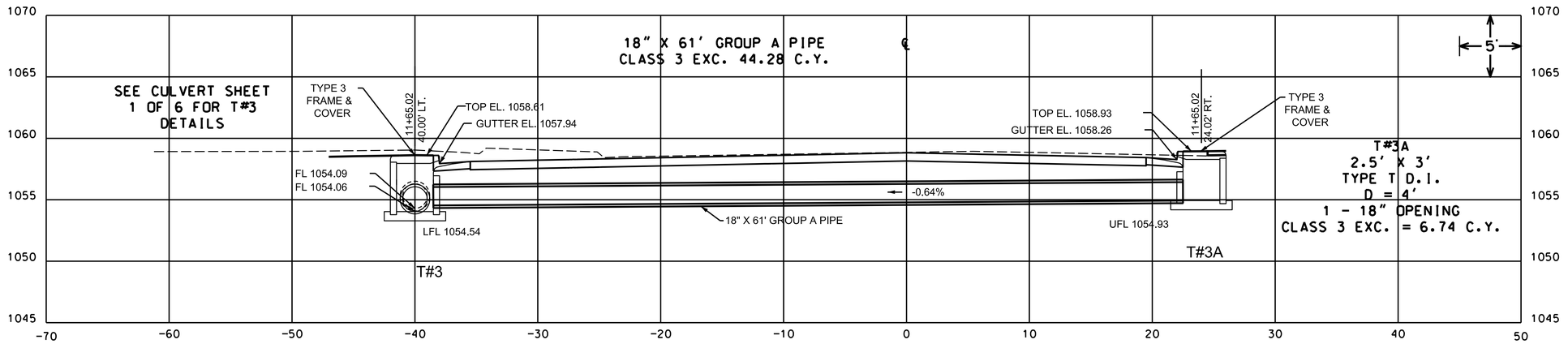

DROP INLETS
T#3 & T#3A
STA. 11+65.02
15TH STREET

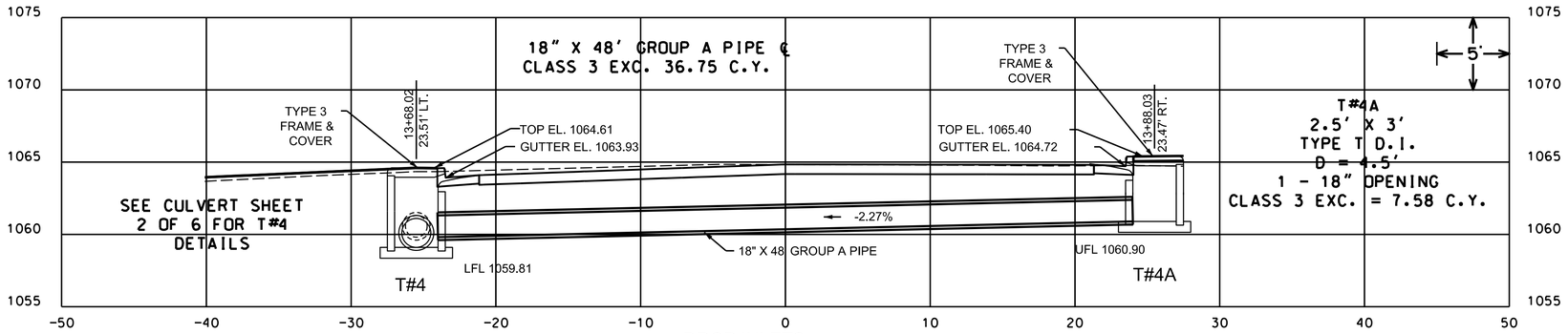

DROP INLETS
T#4 & T#4A
STA. 13+78.34
15TH STREET
SKEW 23.8°RT. AHEAD

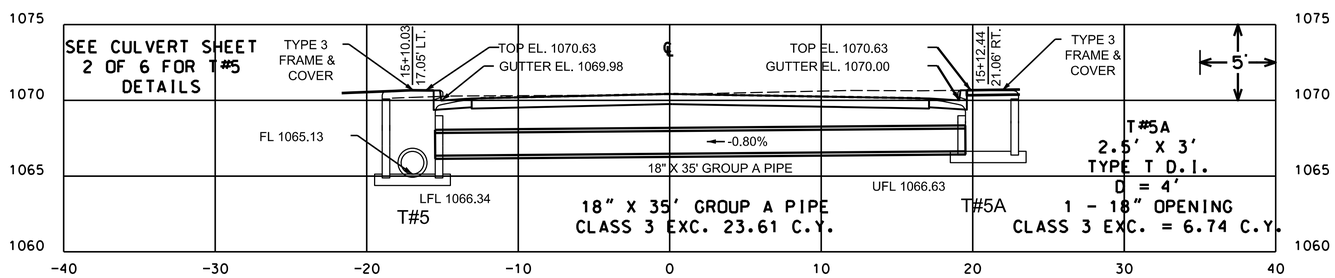

DROP INLETS
T#5 & T#5A
STA. 15+11.03
15TH STREET
SKEW 3.8°RT. AHEAD

CULVERT SECTION
SHEETS
SHEET 4 OF 6

STATE OF MISSOURI
SEAN LEE MATLOCK
NUMBER PE-27133
PROFESSIONAL ENGINEER
Sean L. Matlock

DATE PREPARED
2/23/2024

ROUTE	STATE
BL-49	MO
DISTRICT	SHEET NO.
SW	50

COUNTY
JASPER

JOB NO.
J7S3430

CONTRACT ID.
.

PROJECT NO.
.

BRIDGE NO.
.

DESCRIPTION	DATE
.	.
.	.
.	.
.	.
.	.
.	.
.	.
.	.

IF A SEAL IS PRESENT ON THIS SHEET IT HAS BEEN ELECTRONICALLY SEALED AND DATED.

MISSOURI HIGHWAYS AND TRANSPORTATION COMMISSION
105 WEST CAPITOL
JEFFERSON CITY, MO 65102
1-888-ASK-MODOT (1-888-275-6636)

ANDERSON ENGINEERING
EMPLOYEE OWNED
ENGINEERS - SURVEYORS - LABORATORIES - DRILLING
216 E. CHERRY, P.O. BOX 368, NIXA, MISSOURI 65714 (417) 725-1717
ANDERSON COA# 000062 - ANDREW ECKHART, PE# 2009019117

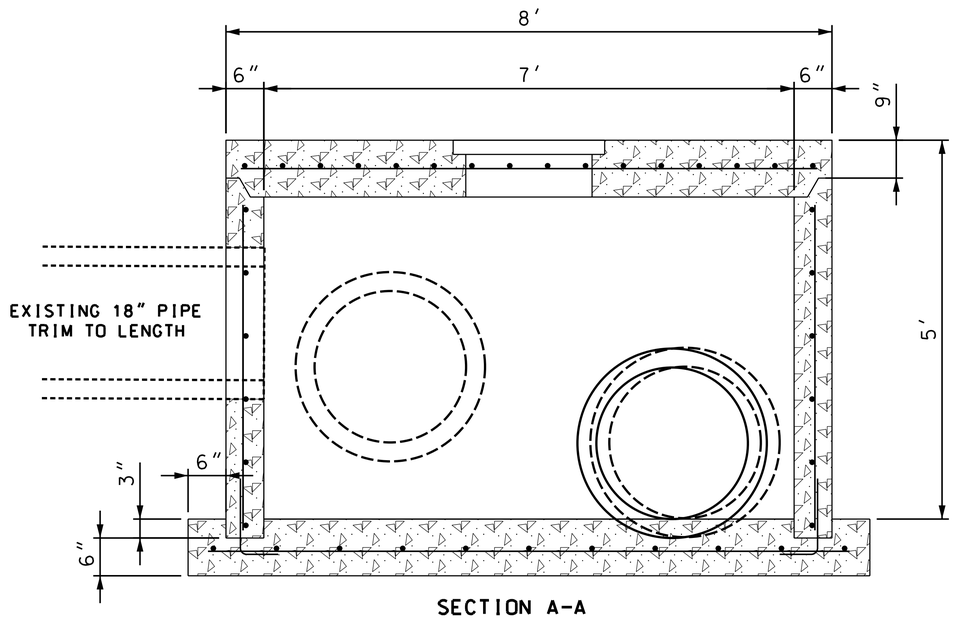

SECTION A-A

SIDE VIEW

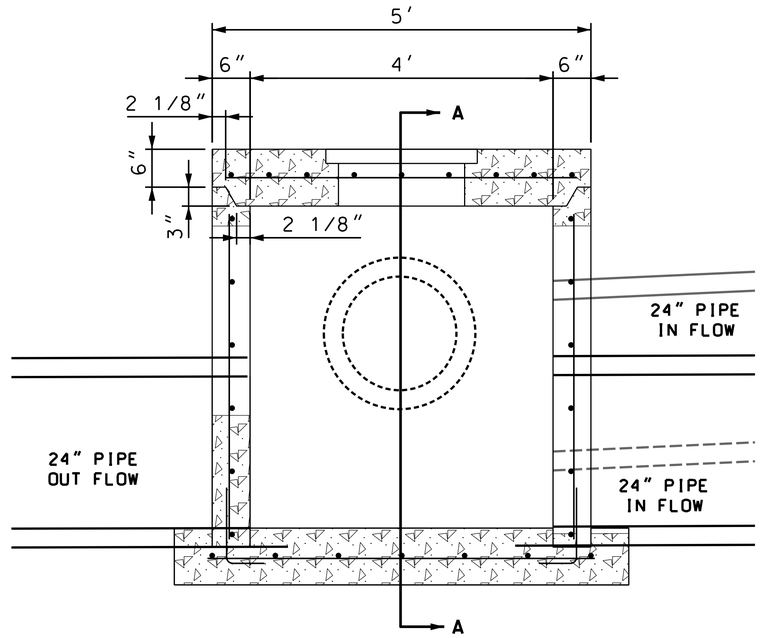

FRONT VIEW

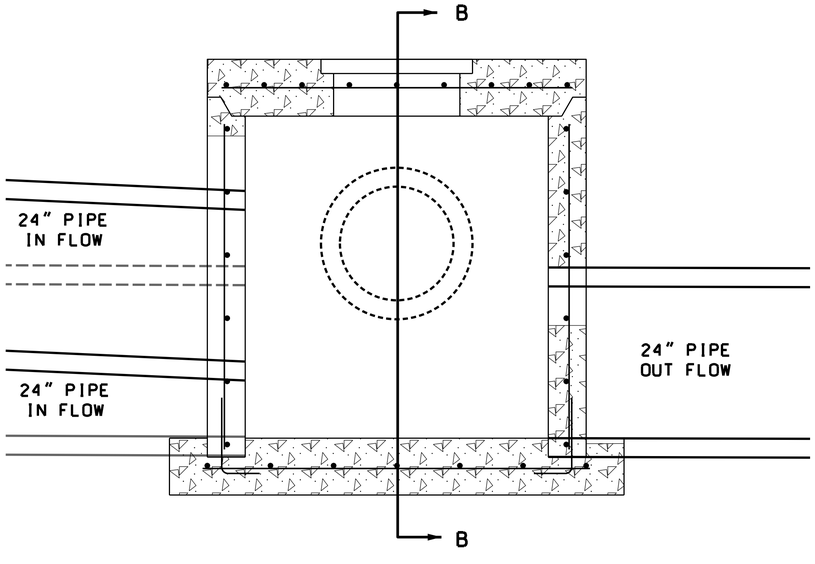

REAR VIEW

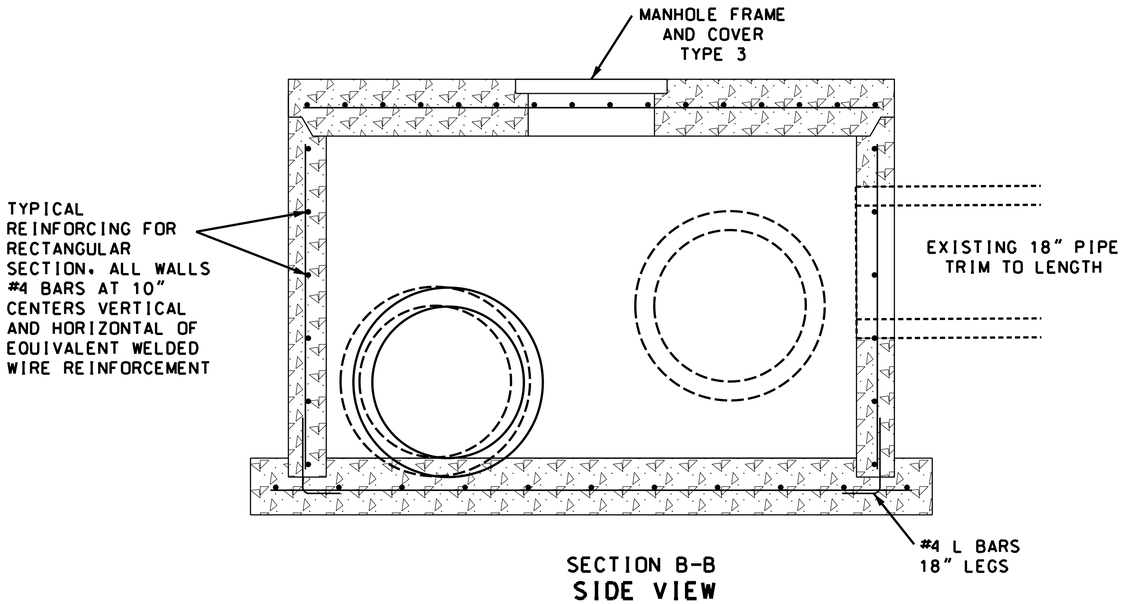

SECTION B-B

SIDE VIEW

CULVERT SECTION
JUNCTION BOX
SHEET 5 OF 6

STATE OF MISSOURI
SEAN LEE MATLOCK
NUMBER PE-27133
PROFESSIONAL ENGINEER

IF A SEAL IS PRESENT ON THIS SHEET IT HAS BEEN ELECTRONICALLY SEALED AND DATED.

DATE PREPARED
2/23/2024

ROUTE	STATE
BL-49	MO
DISTRICT	SHEET NO.
SW	51

COUNTY
JASPER

JOB NO.
J7S3430

CONTRACT ID.

PROJECT NO.

BRIDGE NO.

DESCRIPTION	DATE

MISSOURI HIGHWAYS AND TRANSPORTATION COMMISSION
105 WEST CAPITOL
JEFFERSON CITY, MO 65102
1-888-ASK-MODOT (1-888-275-6636)

ANDERSON ENGINEERING
EMPLOYEE OWNED
ENGINEERS · SURVEYORS · LABORATORIES · DRILLING
STATE OF MISSOURI: 2001018780 · 2003000161 · 2005000317
ANDERSON COA# 000062 · AUDREY ECKHART, PE# 2005009117

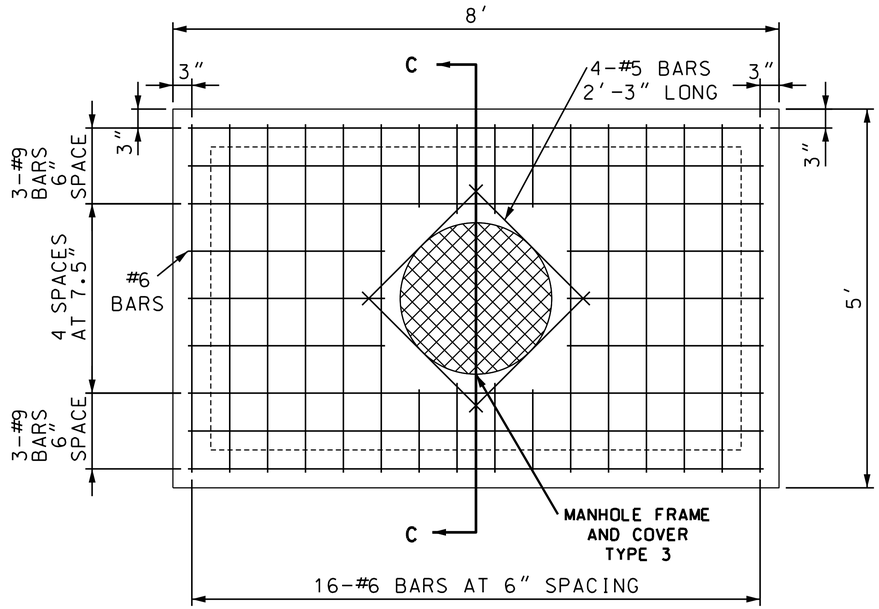

TOP VIEW

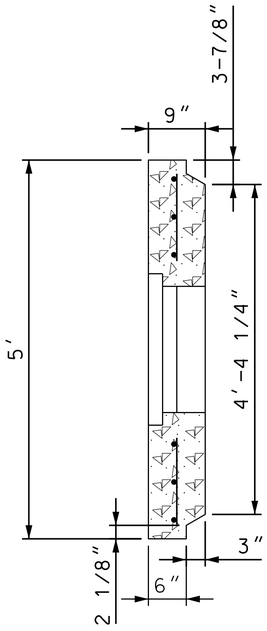

SECTION C–C

CULVERT SECTION
JUNCTION BOX
SHEET 6 OF 6

STATE OF MISSOURI
SEAN LEE MATLOCK
NUMBER PE-27133
PROFESSIONAL ENGINEER

DATE PREPARED
2/23/2024

ROUTE	STATE
BL49	MO
DISTRICT	SHEET NO.
SW	52

COUNTY
JASPER

JOB NO.
J7S3430

CONTRACT ID.

PROJECT NO.

BRIDGE NO.

DESCRIPTION	DATE

IF A SEAL IS PRESENT ON THIS SHEET IT HAS BEEN ELECTRONICALLY SEALED AND DATED.

MISSOURI HIGHWAYS AND TRANSPORTATION COMMISSION

105 WEST CAPITOL
JEFFERSON CITY, MO 65102
1-888-ASK-MODOT (1-888-275-6636)

ANDERSON ENGINEERING
EMPLOYEE OWNED
ENGINEERS - SURVEYORS - LABORATORIES - DRILLING
218 E. 11TH, P.O. BOX 1647, WEST PLAINS, MISSOURI 65775 (417) 256-6912
ANDERSON COA# 000062 - ANDREW ECKHART, PE# 2009018117

15TH STREET

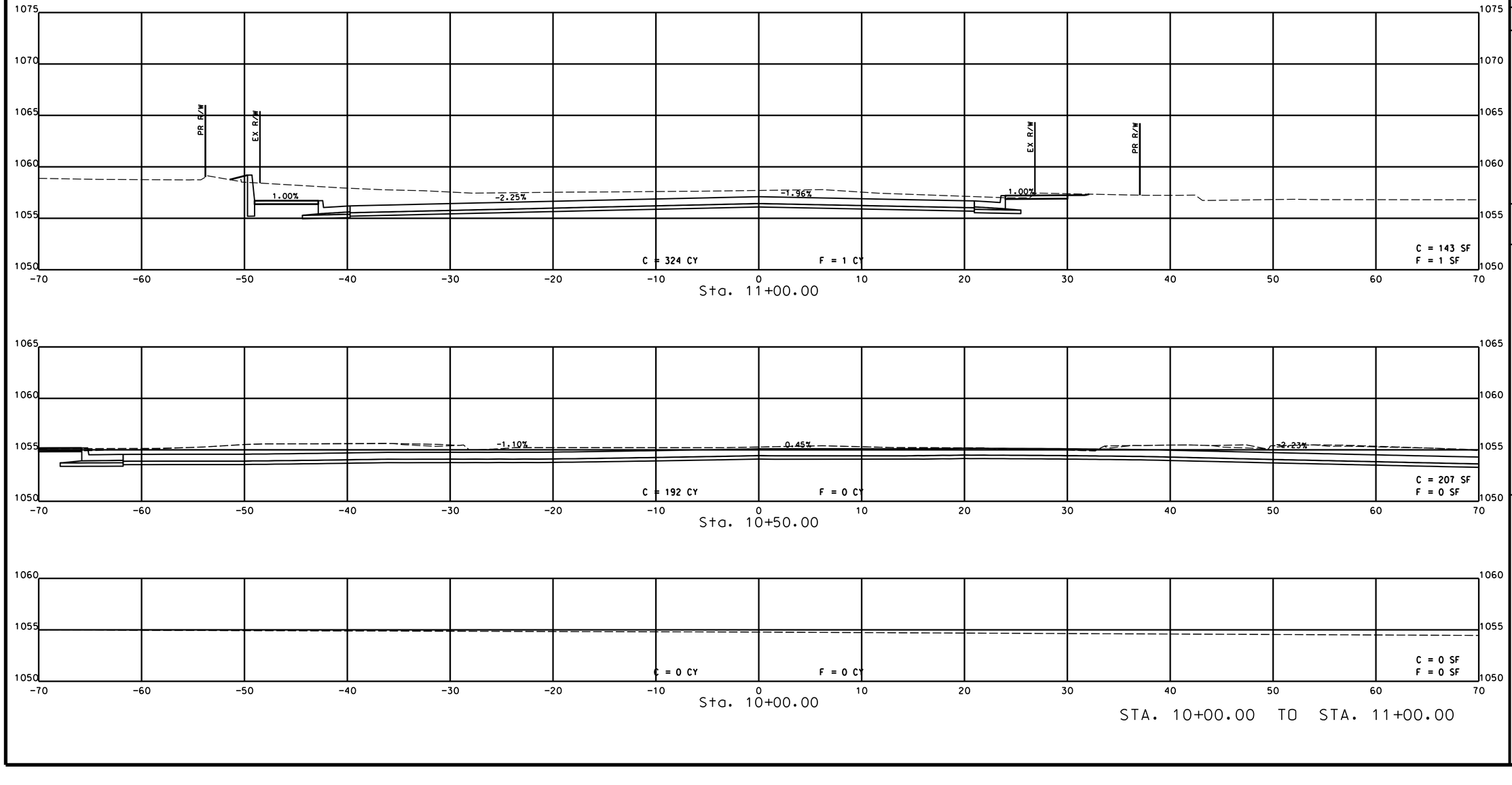

STA. 10+00.00 TO STA. 11+00.00

STATE OF MISSOURI
SEAN LEE MATLOCK
NUMBER PE-27133
PROFESSIONAL ENGINEER

DATE PREPARED
2/23/2024

ROUTE	STATE
BL49	MO
DISTRICT	SHEET NO.
SW	1

COUNTY
JASPER

JOB NO.
J7S3430

CONTRACT ID.

PROJECT NO.

BRIDGE NO.

IF A SEAL IS PRESENT ON THIS SHEET IT HAS BEEN ELECTRONICALLY SEALED AND DATED.

DESCRIPTION	DATE

MISSOURI HIGHWAYS AND TRANSPORTATION COMMISSION
105 WEST CAPITOL
JEFFERSON CITY, MO 65102
1-888-ASK-MODOT (1-888-275-6636)

ANDERSON ENGINEERING
EMPLOYEE OWNED
ENGINEERS - SURVEYORS - LABORATORIES - DRILLING
5710 RT. K, P.O. BOX 240, OSAGE BEACH, MISSOURI 65065 (573) 348-2594
ANDERSON COA# 000062 - MODOT ECONAT. PE# 2009031717

15TH STREET

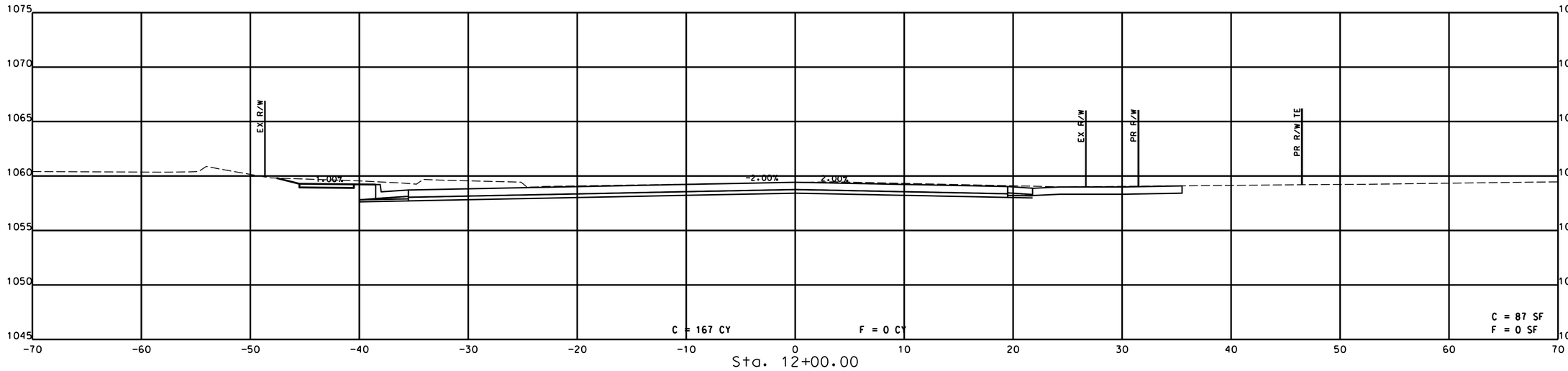

Sta. 12+00.00

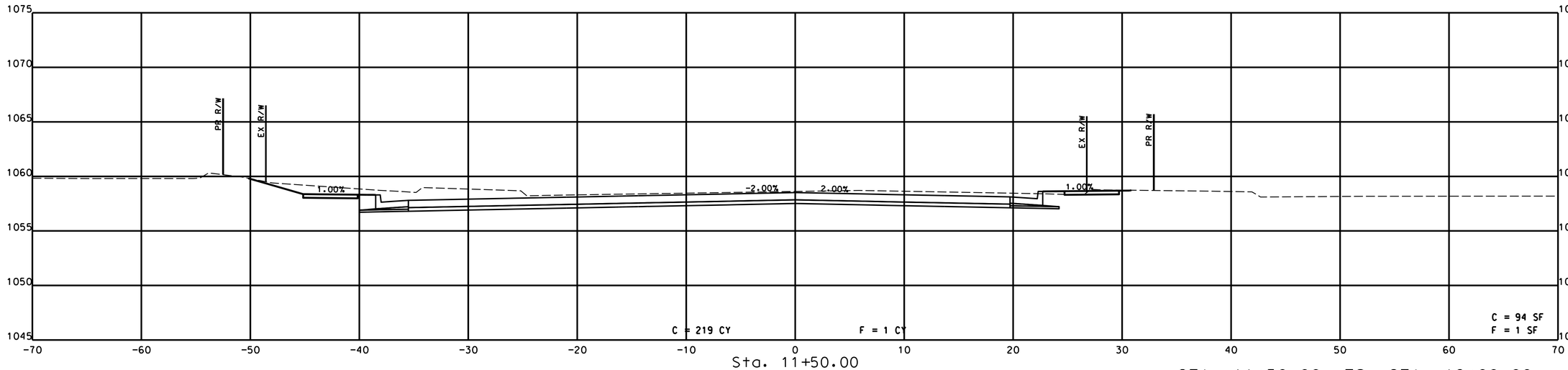

Sta. 11+50.00

STA. 11+50.00 TO STA. 12+00.00

STATE OF MISSOURI
SEAN LEE MATLOCK
NUMBER PE-27133
PROFESSIONAL ENGINEER

DATE PREPARED
2/23/2024

ROUTE	STATE
BL49	MO
DISTRICT	SHEET NO.
SW	2

COUNTY
JASPER

JOB NO.
J7S3430

CONTRACT ID.

PROJECT NO.

BRIDGE NO.

DESCRIPTION	DATE

IF A SEAL IS PRESENT ON THIS SHEET IT HAS BEEN ELECTRONICALLY SEALED AND DATED.

MISSOURI HIGHWAYS AND TRANSPORTATION COMMISSION

105 WEST CAPITOL
JEFFERSON CITY, MO 65102
1-888-ASK-MODOT (1-888-275-6636)

ANDERSON ENGINEERING
EMPLOYEE OWNED

ENGINEERS · SURVEYORS · LABORATORIES · DRILLING
5710 RT. K P.O. BOX 240 JOPLIN, MISSOURI 64802 PH. (417) 624-4717
ANDERSON COA# 000062 · ANDREW ECKHART, PE# 2009009117

15TH STREET

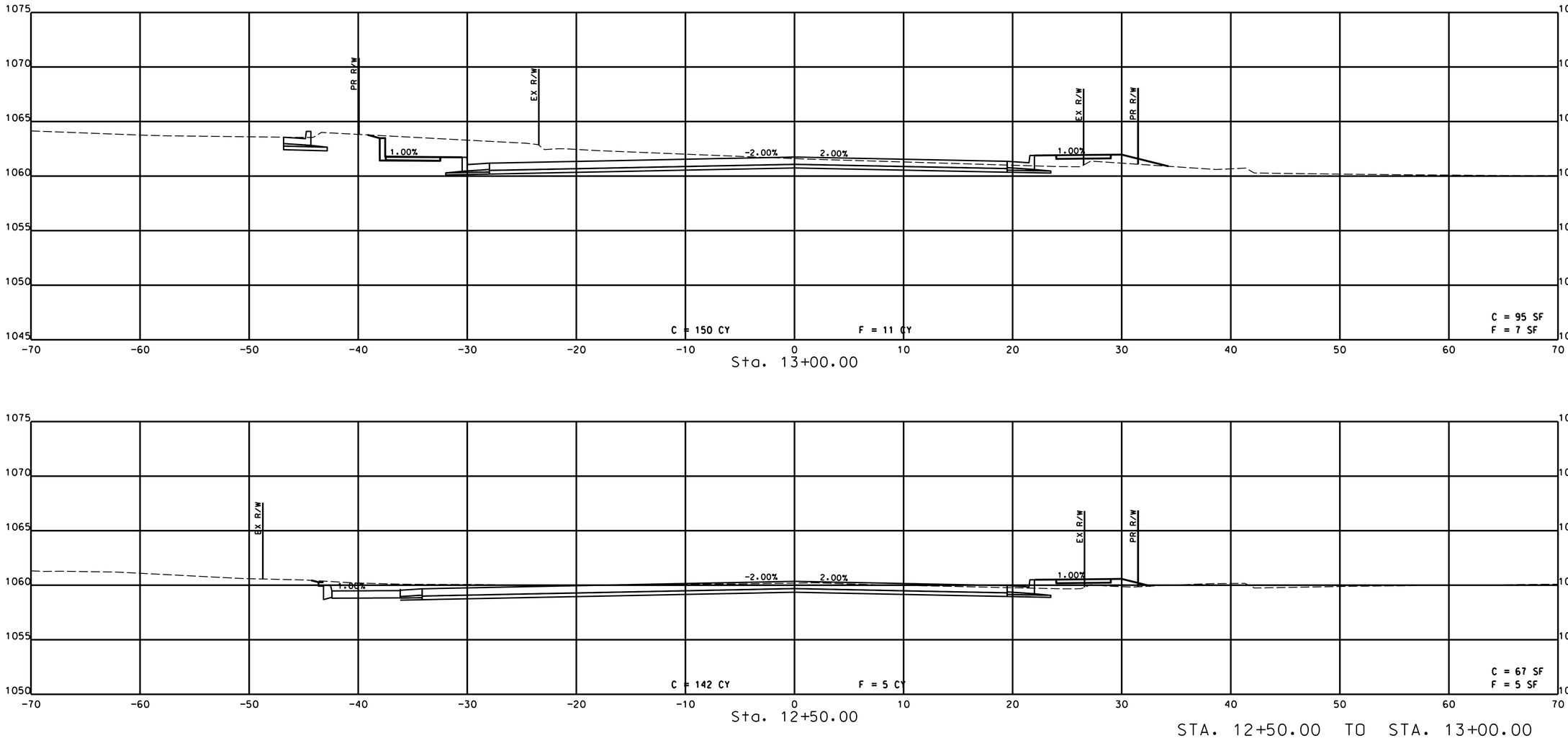

Sta. 13+00.00

Sta. 12+50.00

STA. 12+50.00 TO STA. 13+00.00

STATE OF MISSOURI
SEAN LEE MATLOCK
NUMBER PE-27133
PROFESSIONAL ENGINEER

DATE PREPARED
2/23/2024

ROUTE	STATE
BL49	MO
DISTRICT	SHEET NO.
SW	3

COUNTY
JASPER

JOB NO.
J7S3430

CONTRACT ID.

PROJECT NO.

BRIDGE NO.

DESCRIPTION	DATE

IF A SEAL IS PRESENT ON THIS SHEET IT HAS BEEN ELECTRONICALLY SEALED AND DATED.

MISSOURI HIGHWAYS AND TRANSPORTATION COMMISSION

105 WEST CAPITOL
JEFFERSON CITY, MO 65102
1-888-ASK-MODOT (1-888-275-6636)

ANDERSON ENGINEERING
EMPLOYEE OWNED

ENGINEERS · SURVEYORS · LABORATORIES · DRILLING
816 E. 3RD ST. P.O. BOX 240 · WEST PLAINS, MISSOURI 65775 · (417) 256-9157
ANDERSON COA# 000062 · ANDREW ECKHART, PE# 2009019117

15TH STREET

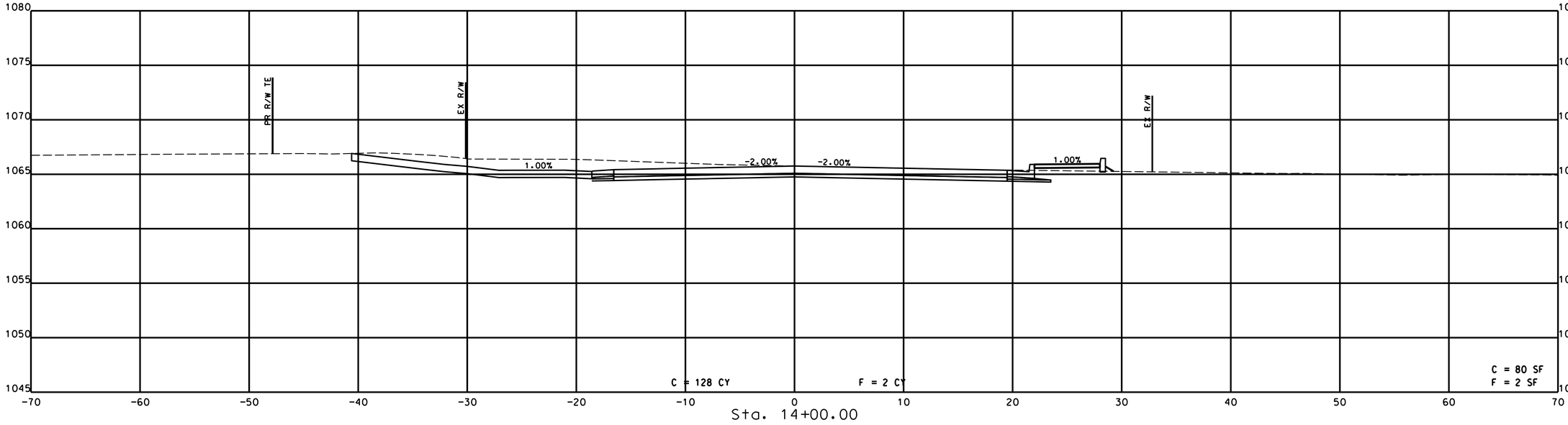

Sta. 14+00.00

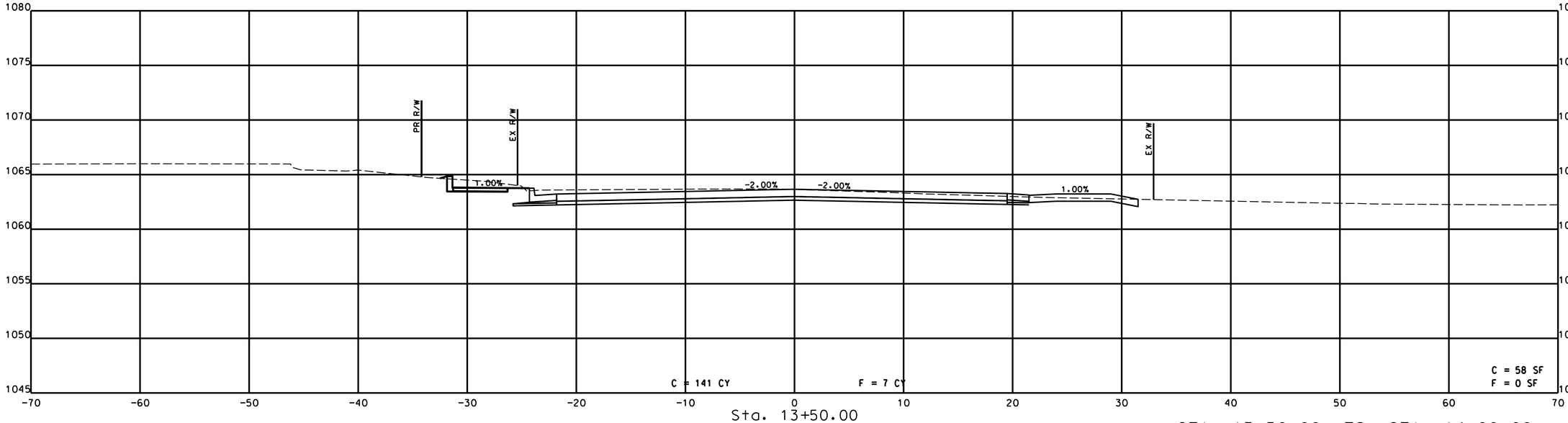

Sta. 13+50.00

STA. 13+50.00 TO STA. 14+00.00

STATE OF MISSOURI
SEAN LEE MATLOCK
NUMBER PE-27133
PROFESSIONAL ENGINEER

DATE PREPARED
2/23/2024

ROUTE	STATE
BL49	MO
DISTRICT	SHEET NO.
SW	4

COUNTY
JASPER

JOB NO.
J7S3430

CONTRACT ID.

PROJECT NO.

BRIDGE NO.

DESCRIPTION	DATE

IF A SEAL IS PRESENT ON THIS SHEET IT HAS BEEN ELECTRONICALLY SEALED AND DATED.

MISSOURI HIGHWAYS AND TRANSPORTATION COMMISSION

105 WEST CAPITOL
JEFFERSON CITY, MO 65102
1-888-ASK-MODOT (1-888-275-6636)

ANDERSON ENGINEERING
EMPLOYEE OWNED

ENGINEERS · SURVEYORS · LABORATORIES · DRILLING
816 S. KIMBALL AVE. P.O. BOX 2484 KSC, MISSOURI 65110 PH: (417) 334-1112
ANDERSON COA# 000062 · ANDREW ECKHART, PE# 2009018117

15TH STREET

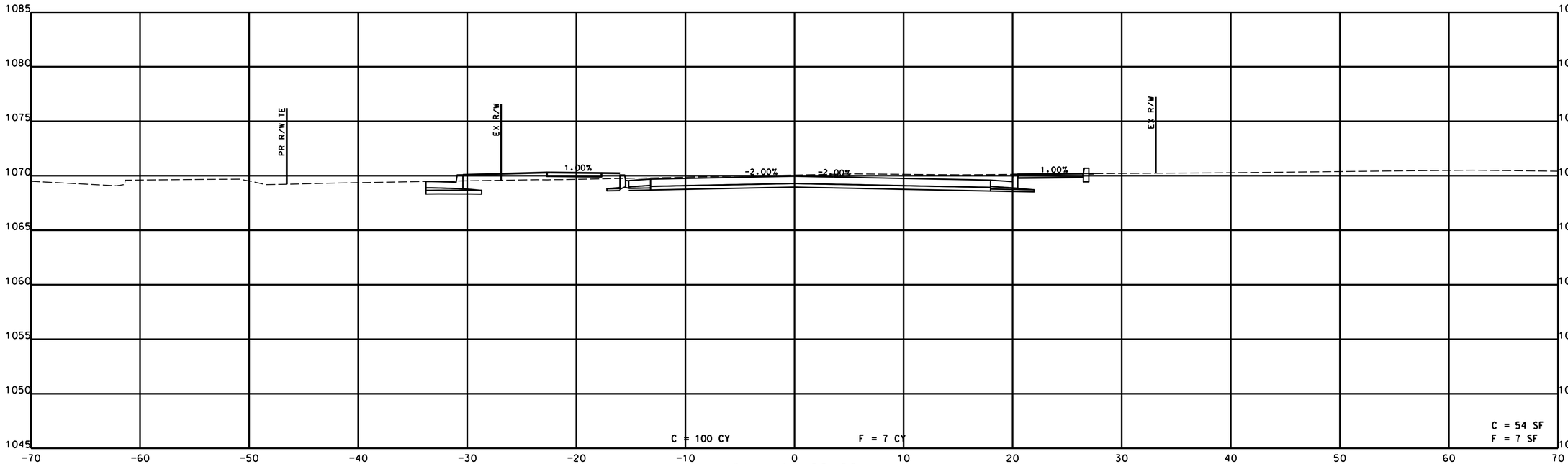

Sta. 15+00.00

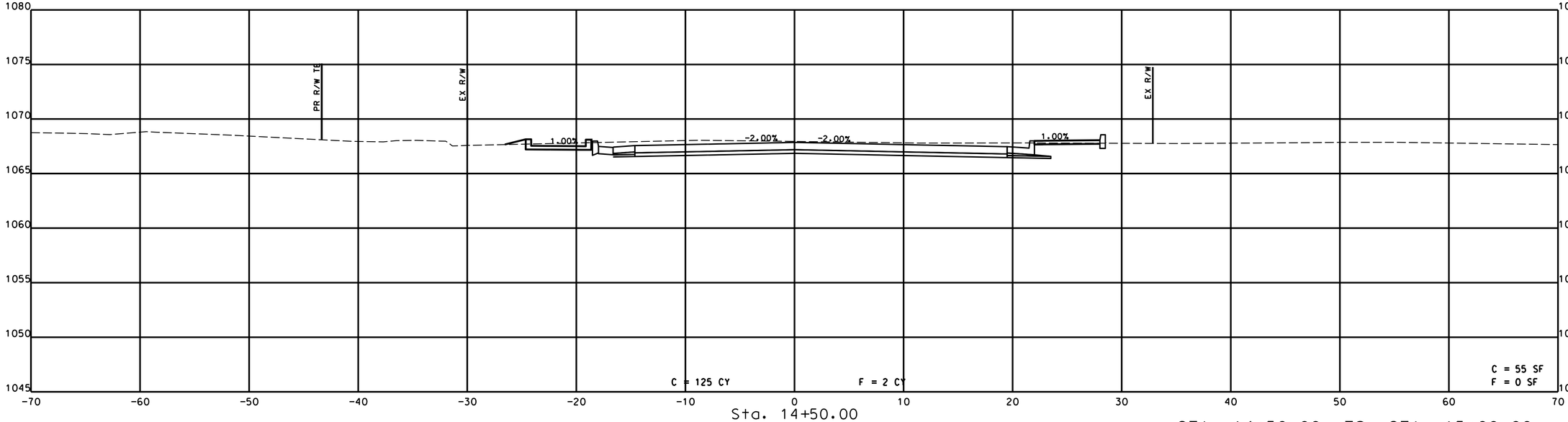

Sta. 14+50.00

STA. 14+50.00 TO STA. 15+00.00

STATE OF MISSOURI
SEAN LEE MATLOCK
NUMBER PE-27133
PROFESSIONAL ENGINEER

DATE PREPARED
2/23/2024

ROUTE	STATE
BL49	MO

DISTRICT	SHEET NO.
SW	5

COUNTY
JASPER

JOB NO.
J7S3430

CONTRACT ID.

PROJECT NO.

BRIDGE NO.

DESCRIPTION	DATE

IF A SEAL IS PRESENT ON THIS SHEET IT HAS BEEN ELECTRONICALLY SEALED AND DATED.

MISSOURI HIGHWAYS AND TRANSPORTATION COMMISSION

105 WEST CAPITOL
JEFFERSON CITY, MO 65102
1-888-ASK-MODOT (1-888-275-6636)

ANDERSON ENGINEERING
EMPLOYEE OWNED
ENGINEERS - SURVEYORS - LABORATORIES - DRILLING
516 S. KENTUCKY, SUITE 210, SEDALIA, MISSOURI 65301 PHONE: (660) 826-5112
ANDERSON COA# 000062 - ANDREW ECKHART, PE# 2009018717

15TH STREET

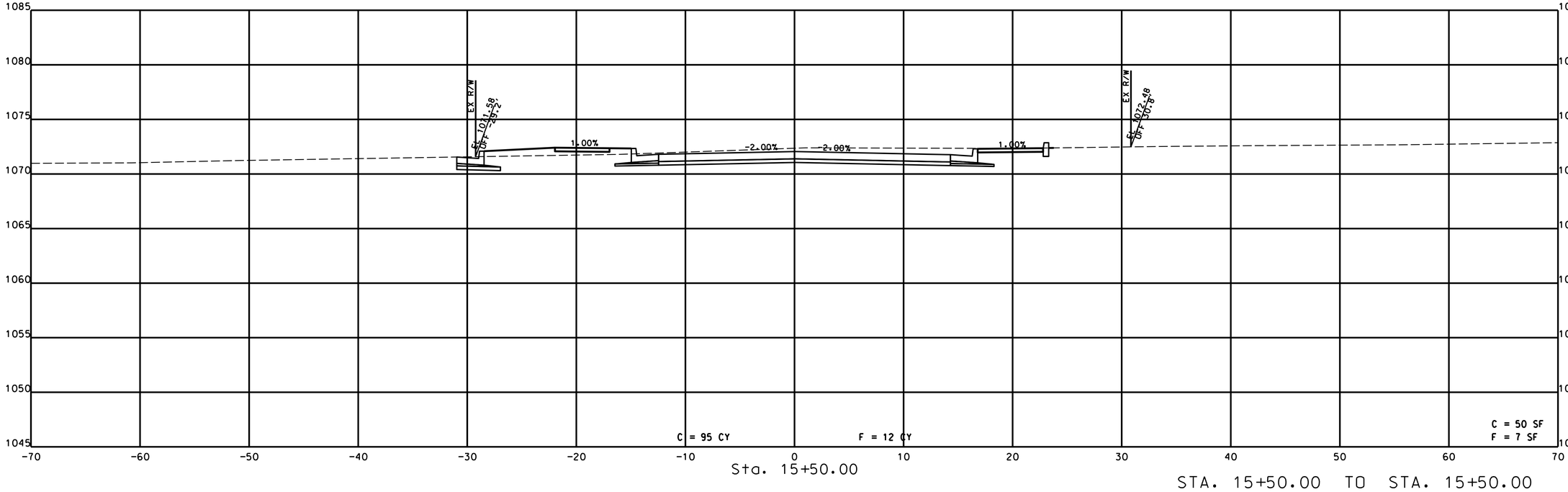

STATE OF MISSOURI
SEAN LEE MATLOCK
NUMBER PE-27133
PROFESSIONAL ENGINEER

DATE PREPARED
2/23/2024

ROUTE	STATE
BL49	MO
DISTRICT	SHEET NO.
SW	6

COUNTY
JASPER

JOB NO.
J7S3430

CONTRACT ID.

PROJECT NO.

BRIDGE NO.

DATE	DESCRIPTION

IF A SEAL IS PRESENT ON THIS SHEET IT HAS BEEN ELECTRONICALLY SEALED AND DATED.

MISSOURI HIGHWAYS AND TRANSPORTATION COMMISSION
105 WEST CAPITOL
JEFFERSON CITY, MO 65102
1-888-ASK-MODOT (1-888-275-6636)

ANDERSON ENGINEERING
EMPLOYEE OWNED
ENGINEERS · SURVEYORS · LABORATORIES · DRILLING

15TH STREET

STA. 16+00.00 TO STA. 16+00.00

STATE OF MISSOURI
SEAN LEE MATLOCK
NUMBER PE-27133
PROFESSIONAL ENGINEER

DATE PREPARED
2/23/2024

ROUTE	STATE
BL49	MO
DISTRICT	SHEET NO.
SW	7

COUNTY
JASPER

JOB NO.
J7S3430

CONTRACT ID.

PROJECT NO.

BRIDGE NO.

DESCRIPTION	DATE

IF A SEAL IS PRESENT ON THIS SHEET IT HAS BEEN ELECTRONICALLY SEALED AND DATED.

MISSOURI HIGHWAYS AND TRANSPORTATION COMMISSION

105 WEST CAPITOL
JEFFERSON CITY, MO 65102
1-888-ASK-MODOT (1-888-275-6636)

ANDERSON ENGINEERING
EMPLOYEE OWNED

ENGINEERS - SURVEYORS - LABORATORIES - DRILLING
218 17TH, P.O. BOX 2041, MERIDIAN, MS 39302-2041 (601) 693-6212
ANDERSON COA# 000062 - ANDREW EICKHART, PE# 2009018117

15TH STREET

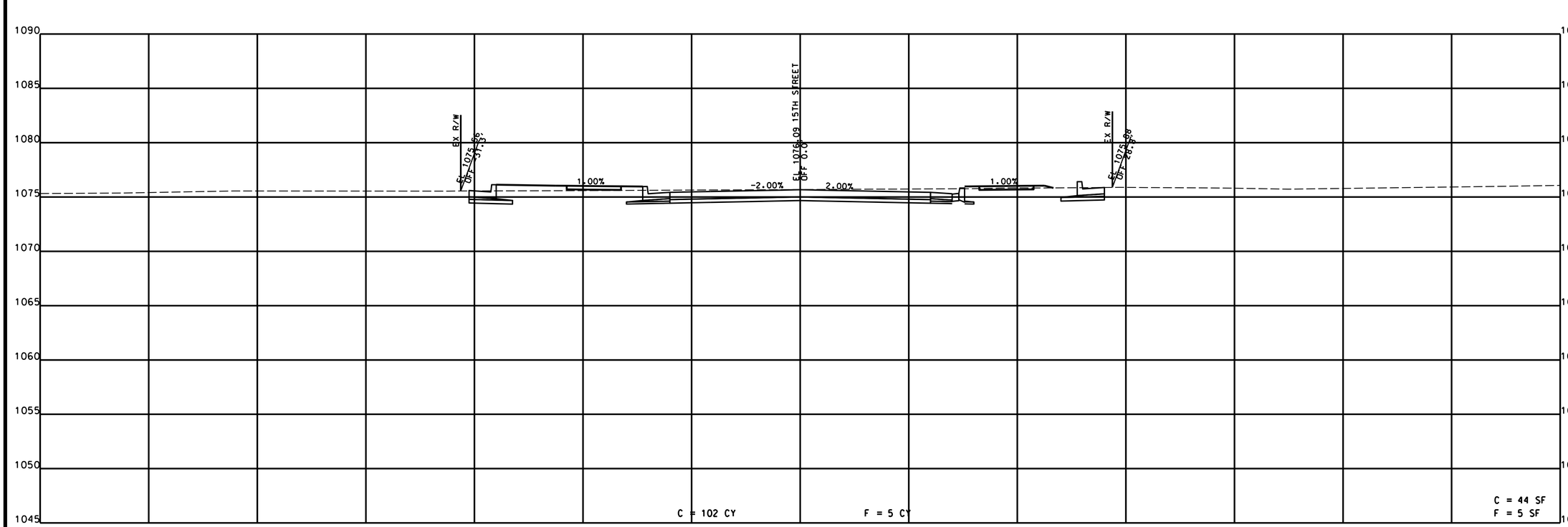

STA. 16+50.00 TO STA. 16+50.00

STATE OF MISSOURI
SEAN LEE MATLOCK
NUMBER PE-27133
PROFESSIONAL ENGINEER

DATE PREPARED
2/23/2024

ROUTE	STATE
BL49	MO
DISTRICT	SHEET NO.
SW	8

COUNTY
JASPER

JOB NO.
J7S3430

CONTRACT ID.

PROJECT NO.

BRIDGE NO.

DESCRIPTION	DATE

IF A SEAL IS PRESENT ON THIS SHEET IT HAS BEEN ELECTRONICALLY SEALED AND DATED.

MISSOURI HIGHWAYS AND TRANSPORTATION COMMISSION

105 WEST CAPITOL
JEFFERSON CITY, MO 65102
1-888-ASK-MODOT (1-888-275-6636)

ANDERSON ENGINEERING
EMPLOYEE OWNED

ENGINEERS - SURVEYORS - LABORATORIES - DRILLING
218 17TH, P.O. BOX 1647, MISSOURI 65708, (417) 326-5912
ANDERSON COA# 000262 - ANDREW EICKHART, PE# 2009018117

15TH STREET

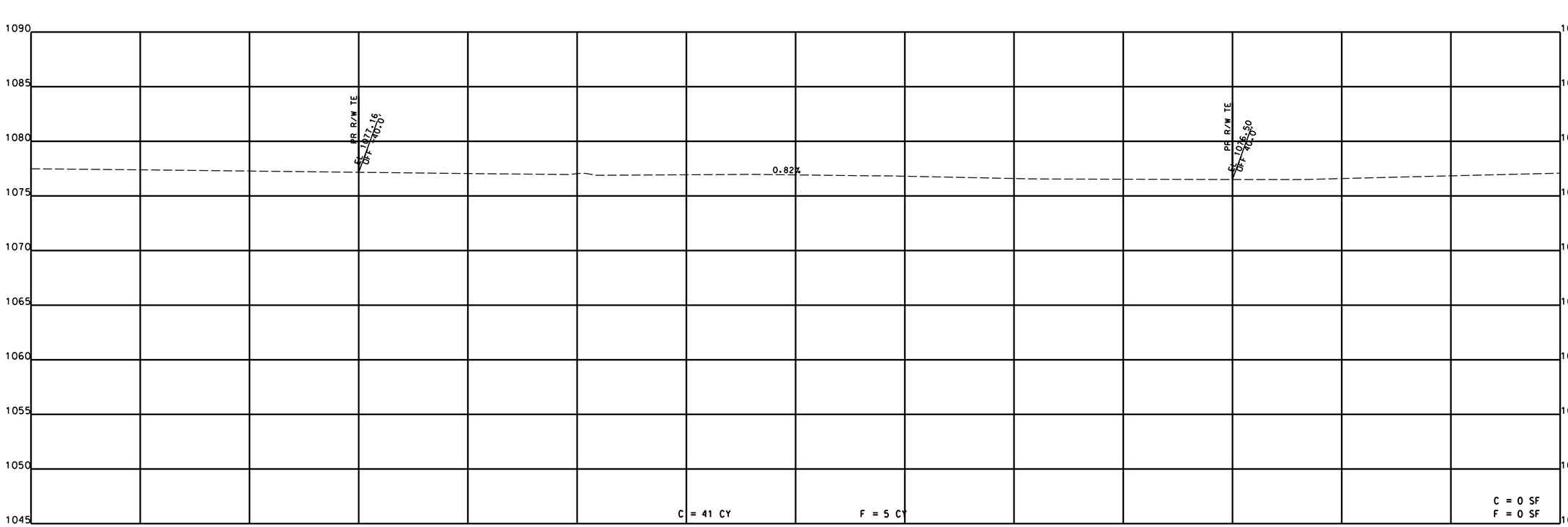

STA. 17+00.00 TO STA. 17+00.00

STATE OF MISSOURI
SEAN LEE MATLOCK
NUMBER PE-27133
PROFESSIONAL ENGINEER

Sean L. Matlock

IF A SEAL IS PRESENT ON THIS SHEET IT HAS BEEN ELECTRONICALLY SEALED AND DATED.

DATE PREPARED
2/23/2024

ROUTE	STATE
BL49	MO
DISTRICT	SHEET NO.
SW	9

COUNTY
JASPER

JOB NO.
J7S3430

CONTRACT ID.

PROJECT NO.

BRIDGE NO.

DESCRIPTION	DATE

MISSOURI HIGHWAYS AND TRANSPORTATION COMMISSION

105 WEST CAPITOL
JEFFERSON CITY, MO 65102
1-888-ASK-MODOT (1-888-275-6636)

ANDERSON ENGINEERING
EMPLOYEE OWNED

ENGINEERS - SURVEYORS - LABORATORIES - DRILLING
218 E. 17TH, P.O. BOX 2041, JOPLIN, MISSOURI 64802 (417) 624-6910
ANDERSON COA# 000262 - ANDREW EICKHOFF, PE# 2009018117

RANGELINE ROAD

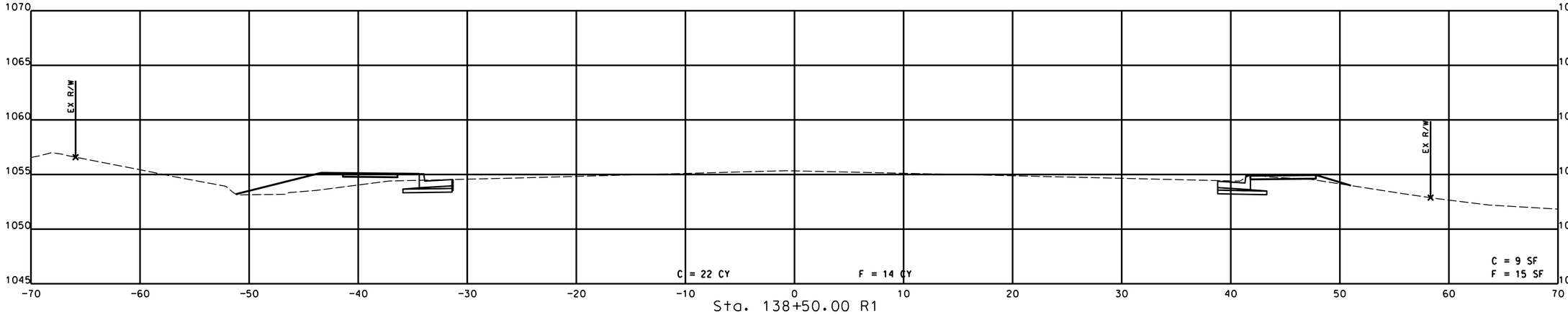

Sta. 138+50.00 R1

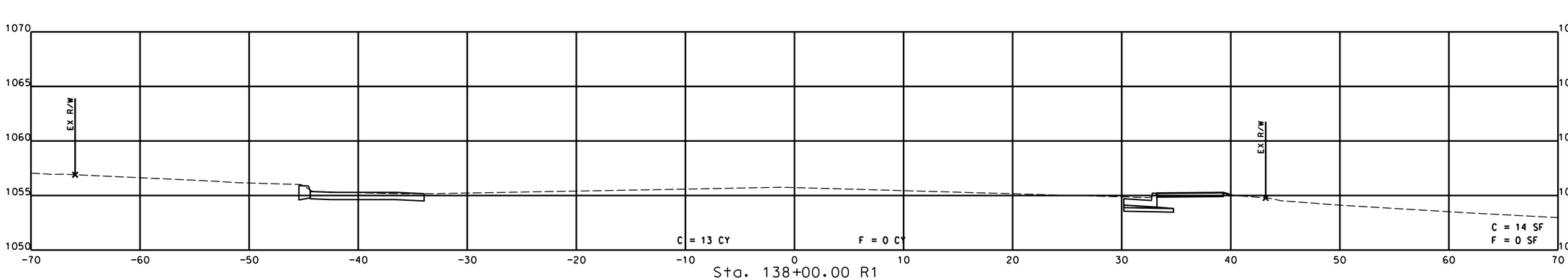

Sta. 138+00.00 R1

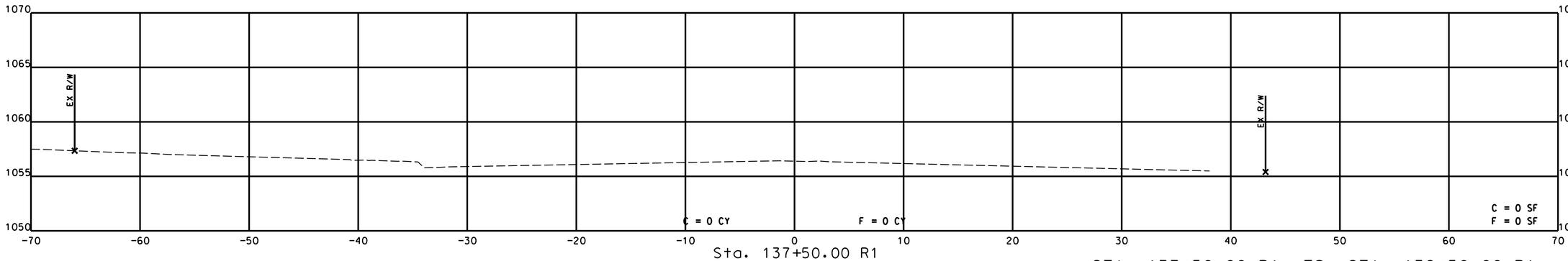

Sta. 137+50.00 R1

STA. 137+50.00 R1 TO STA. 138+50.00 R1

STATE OF MISSOURI
SEAN LEE MATLOCK
NUMBER PE-27133
PROFESSIONAL ENGINEER

DATE PREPARED
2/23/2024

ROUTE	STATE
BL49	MO
DISTRICT	SHEET NO.
SW	10

COUNTY
JASPER

JOB NO.
J7S3430

CONTRACT ID.

PROJECT NO.

BRIDGE NO.

DESCRIPTION

DATE

IF A SEAL IS PRESENT ON THIS SHEET IT HAS BEEN ELECTRONICALLY SEALED AND DATED.

MISSOURI HIGHWAYS AND TRANSPORTATION COMMISSION

105 WEST CAPITOL
JEFFERSON CITY, MO 65102
1-888-ASK-MODOT (1-888-275-6636)

ANDERSON ENGINEERING
EMPLOYEE OWNED
ENGINEERS • SURVEYORS • LABORATORIES • DRILLING
816 3TH LAKE DR. • 2644 NEWCASTLE • MISSOURI 65202 • (417) 234-5512
ANDERSON COA# 000082 • ANDREW ECKHART, PE # 2009018117

RANGELINE ROAD

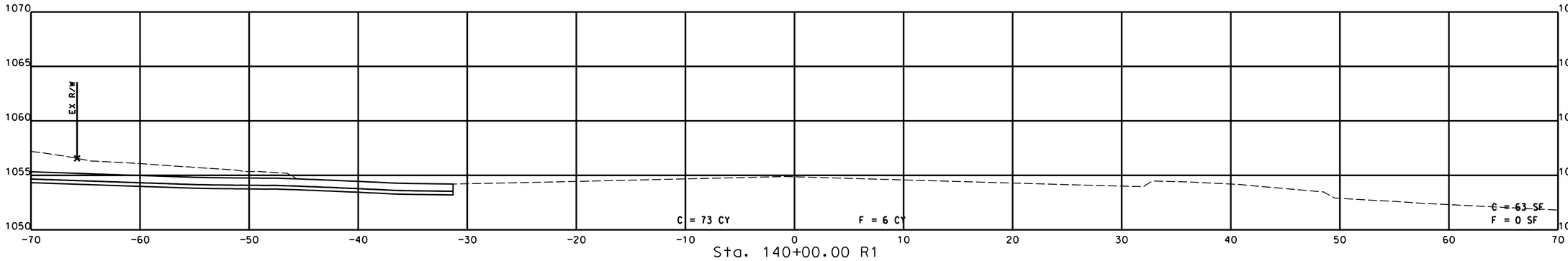

Sta. 140+00.00 R1

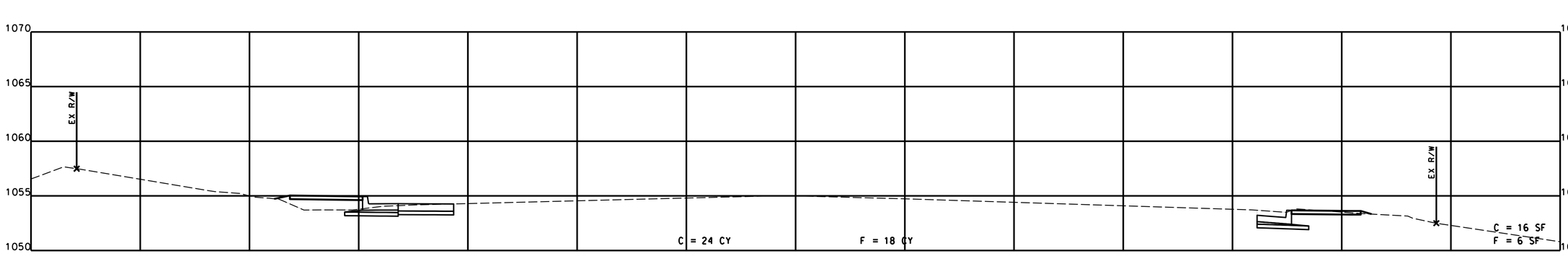

Sta. 139+50.00 R1

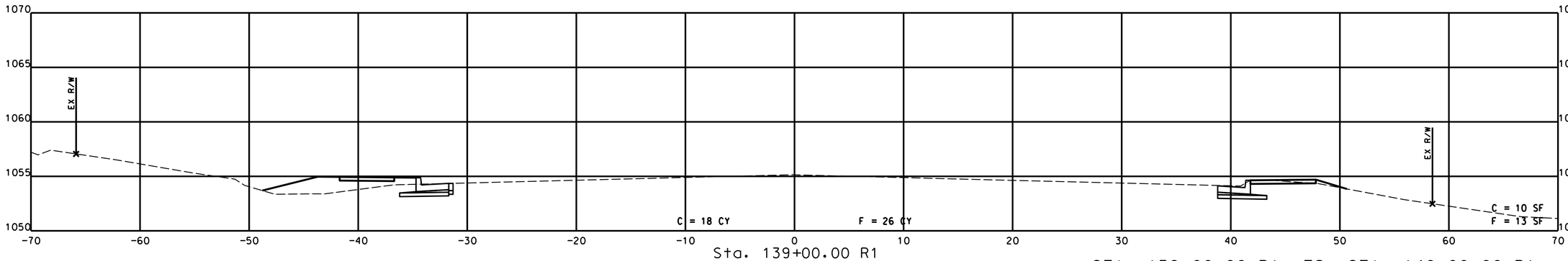

Sta. 139+00.00 R1

STA. 139+00.00 R1 TO STA. 140+00.00 R1

STATE OF MISSOURI
SEAN LEE MATLOCK
NUMBER PE-27133
PROFESSIONAL ENGINEER

DATE PREPARED
2/23/2024

ROUTE	STATE
BL49	MO
DISTRICT	SHEET NO.
SW	11

COUNTY
JASPER

JOB NO.
J7S3430

CONTRACT ID.

PROJECT NO.

BRIDGE NO.

DESCRIPTION	DATE

IF A SEAL IS PRESENT ON THIS SHEET IT HAS BEEN ELECTRONICALLY SEALED AND DATED.

MISSOURI HIGHWAYS AND TRANSPORTATION COMMISSION
105 WEST CAPITOL
JEFFERSON CITY, MO 65102
1-888-ASK-MODOT (1-888-275-6636)

ANDERSON ENGINEERING
EMPLOYEE OWNED
ENGINEERS • SURVEYORS • LABORATORIES • DRILLING
816 THEISEN DRIVE • 344 MCKAY • MISSOURI 63376 • (417) 224-5710
ANDERSON COA# 000082 • ANDREW ECKHART, PE # 2009001117

RANGELINE ROAD

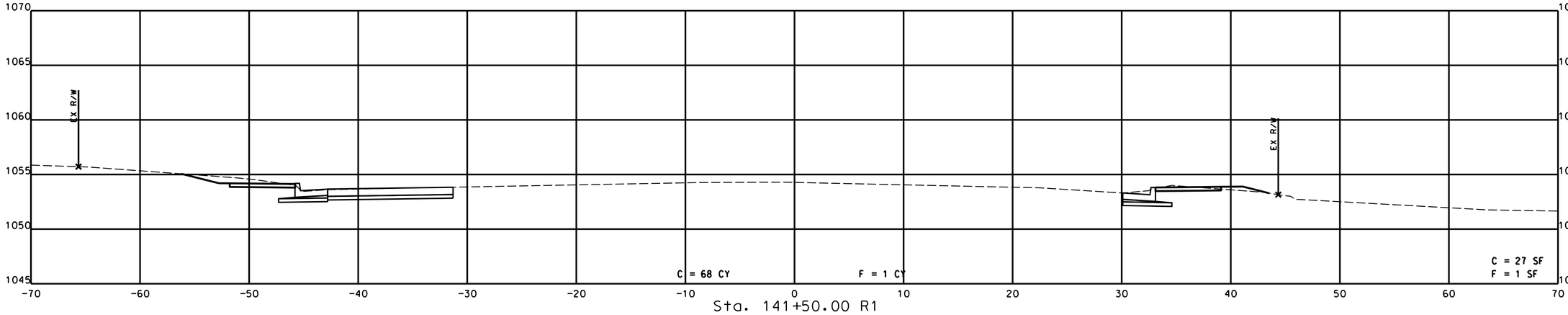

Sta. 141+50.00 R1

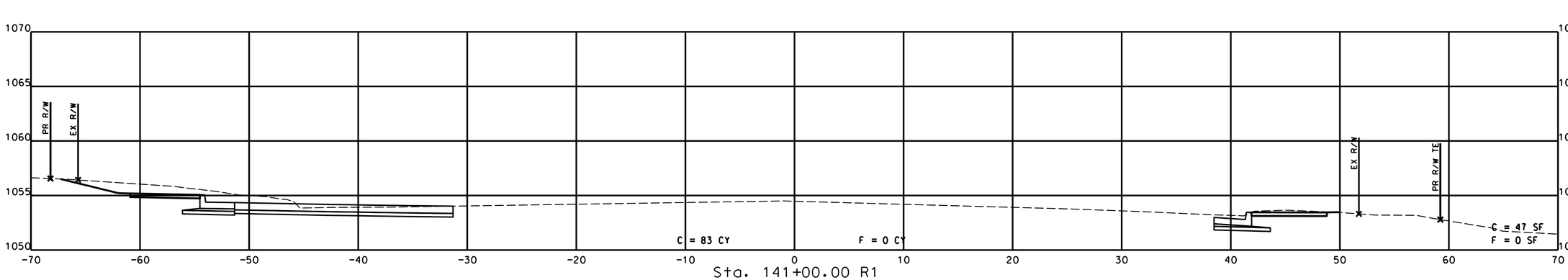

Sta. 141+00.00 R1

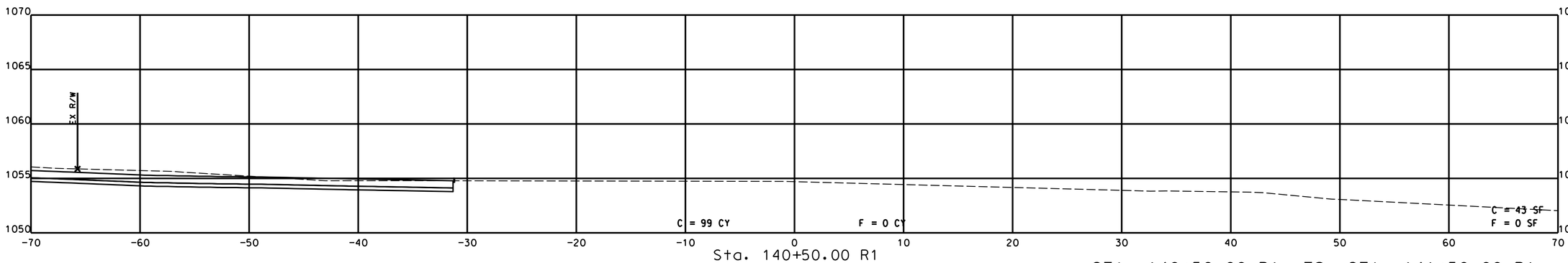

Sta. 140+50.00 R1

STA. 140+50.00 R1 TO STA. 141+50.00 R1

STATE OF MISSOURI
SEAN LEE MATLOCK
NUMBER PE-27133
PROFESSIONAL ENGINEER

DATE PREPARED
2/23/2024

ROUTE	STATE
BL49	MO
DISTRICT	SHEET NO.
SW	12

COUNTY
JASPER

JOB NO.
J7S3430

CONTRACT ID.

PROJECT NO.

BRIDGE NO.

DESCRIPTION	DATE

IF A SEAL IS PRESENT ON THIS SHEET IT HAS BEEN ELECTRONICALLY SEALED AND DATED.

MISSOURI HIGHWAYS AND TRANSPORTATION COMMISSION

105 WEST CAPITOL
JEFFERSON CITY, MO 65102
1-888-ASK-MODOT (1-888-275-6636)

ANDERSON ENGINEERING
EMPLOYEE OWNED
ENGINEERS • SURVEYORS • LABORATORIES • DRILLING
816 3TH STREET, 2ND FLOOR • MISSOURI 65101 • (417) 334-5512
ANDERSON COA# 000082 • ANDREW ECKHART, PE # 2009018117

RANGELINE ROAD

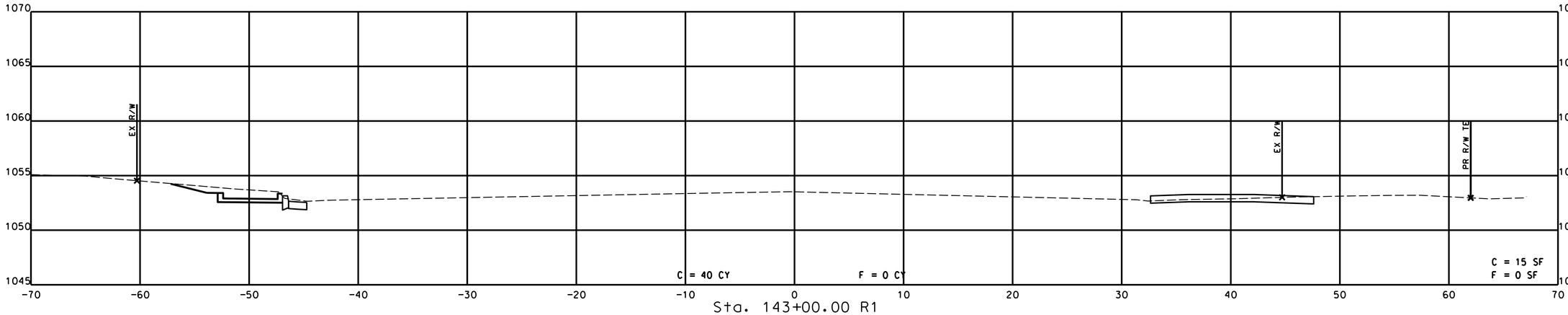

Sta. 143+00.00 R1

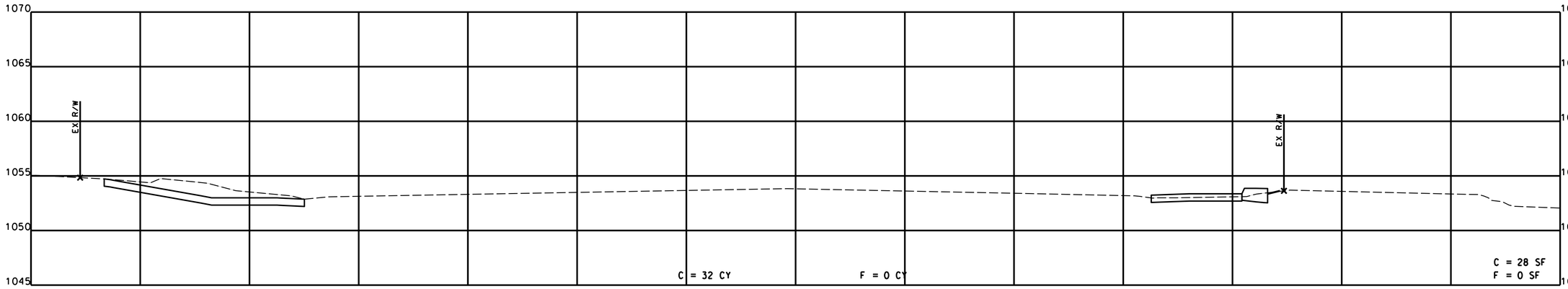

Sta. 142+50.00 R1

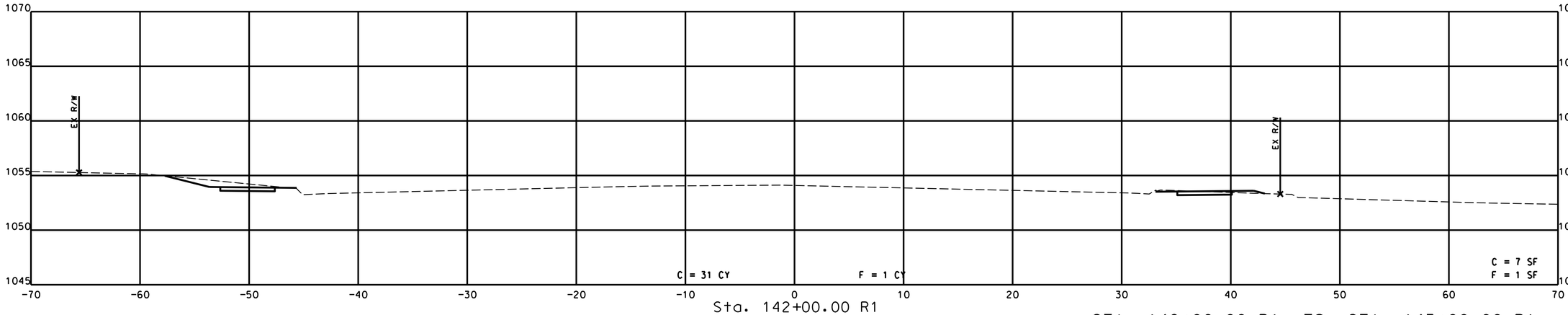

Sta. 142+00.00 R1

STA. 142+00.00 R1 TO STA. 143+00.00 R1

STATE OF MISSOURI
SEAN LEE MATLOCK
NUMBER PE-27133
PROFESSIONAL ENGINEER

DATE PREPARED
2/23/2024

ROUTE	STATE
BL49	MO
DISTRICT	SHEET NO.
SW	13

COUNTY
JASPER

JOB NO.
J7S3430

CONTRACT ID.

PROJECT NO.

BRIDGE NO.

DESCRIPTION	DATE

MISSOURI HIGHWAYS AND TRANSPORTATION COMMISSION

105 WEST CAPITOL
JEFFERSON CITY, MO 65102
1-888-ASK-MODOT (1-888-275-6636)

ANDERSON ENGINEERING
EMPLOYEE OWNED
ENGINEERS • SURVEYORS • LABORATORIES • DRILLING
STATE OF MISSOURI CERTIFICATE OF AUTHORITY: ENGINEERING #000262 • SURVEYING #2008018717
ANDERSON COA# 000262 • ANDREW ECKHART, PE# 2009018717

IF A SEAL IS PRESENT ON THIS SHEET IT HAS BEEN ELECTRONICALLY SEALED AND DATED.

RANGELINE ROAD

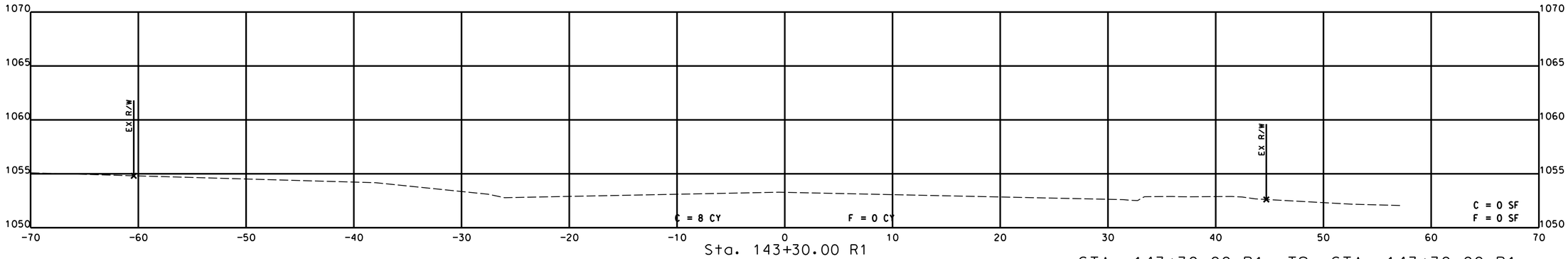

STA. 143+30.00 R1 TO STA. 143+30.00 R1

STATE OF MISSOURI
SEAN LEE MATLOCK
NUMBER PE-27133
PROFESSIONAL ENGINEER

DATE PREPARED
2/23/2024

ROUTE	STATE
BL49	MO
DISTRICT	SHEET NO.
SW	14

COUNTY
JASPER

JOB NO.
J7S3430

CONTRACT ID.

PROJECT NO.

BRIDGE NO.

DESCRIPTION	DATE

IF A SEAL IS PRESENT ON THIS SHEET IT HAS BEEN ELECTRONICALLY SEALED AND DATED.

MISSOURI HIGHWAYS AND TRANSPORTATION COMMISSION

105 WEST CAPITOL
JEFFERSON CITY, MO 65102
1-888-ASK-MODOT (1-888-275-6636)

ANDERSON ENGINEERING
EMPLOYEE OWNED
ENGINEERS • SURVEYORS • LABORATORIES • DRILLING
816 S. 291 HWY. • LEE'S SUMMIT, MISSOURI 64063 • PHONE (816) 524-4757
ANDERSON COA# 000062 • AHDREY ECKHART, PE# 2009019117

MoDOT

Missouri Department of Transportation
Patrick K. McKenna, Director

105 West Capitol Avenue
P.O. Box 270
Jefferson City, Missouri 65102

1.888.ASK MODOT (275.6636)

09/06/2024

City of Joplin
Dan Johnson

Re: Concurrence in Award
J7S3430
15th Street and BL49 Intersection Improvements

Dear Dan Johnson

The Missouri Department of Transportation (MoDOT) concurs with the recommendation to award this project to D & E Plumbing & Heating, Inc., with a low bid of $1,523,486.15. MoDOT's External Civil Rights has approved the DBE participation submitted by the awarded bidder to fulfill the DBE Goal of 6%.

After executing the contract, please submit an electronic copy of the following documents to your MoDOT district representative.

Final Plans Package given to Bidders (include all addenda that were issued)
Fully Executed Contract
Payment Bond, Performance Bond
Insurance Certificate
Signed Worker Eligibility Verification Affidavit
Signed E-Verify Memorandum of Understanding (MOU)
Certification Regarding Affirmative Action signed by prime contractor (only if NOT utilizing MoDOT's Federal Project Bid Proposal Boilerplate)

MoDOT will grant the authority to issue the Notice To Proceed after these documents have been reviewed. The fully executed contract must be the same version that was shown in the bid proposal and must include all signatures, etc.

The itemized proposal is used in preparing a formal project agreement with FHWA. Upon FHWA's approval, a copy of the summary of estimated cost will be furnished for your use. You will then be able to submit invoices for reimbursement.

Please contact your MoDOT district representative at https://www.modot.org/contact-modot-lpa, to coordinate the scheduling of a pre-construction conference or if you have any questions regarding the required submittals.

Sincerely,

Ashley Buechter, P.E.

Ashley Buechter, P.E.
Assistant State Design Engineer - LPA
(573)526-6997

NOTE:
SEE CITY OF JOPLIN STANDARDS
FOR TYPE C ENTRANCE

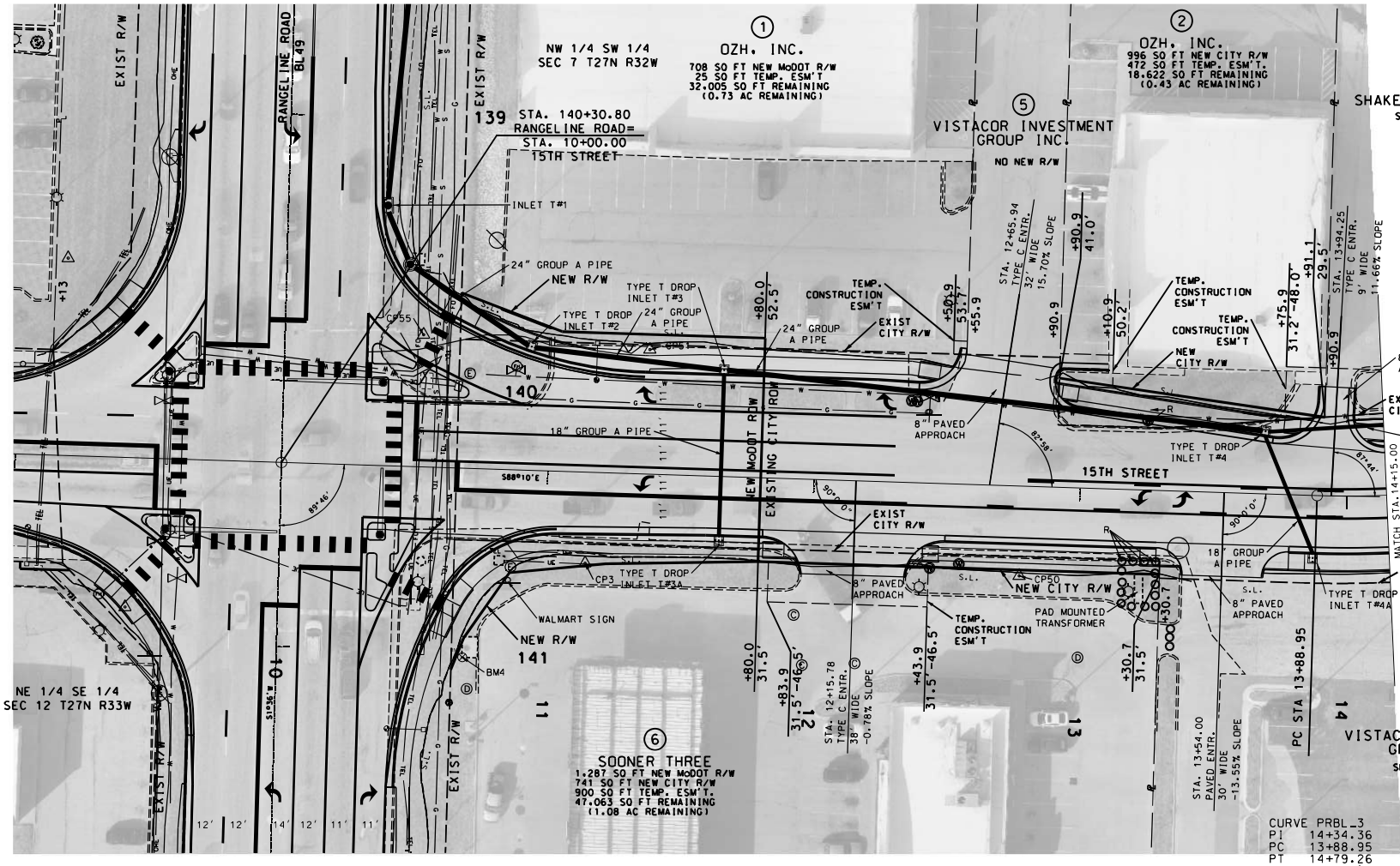

CURVE PRBL_3
PI 14+34.36
PC 13+88.95
PT 14+79.26
Δ 14° 47' 01.4" (LT)
D 16° 22' 12.8"
L 90.31'
T 45.41'
R 350.00'

ENTRANCES CONSTRUCTED THROUGH NEW CONTROLLED ACCESS RIGHT OF WAY BETWEEN STA. 137+50.00 TO STA. 143+25.00 MUST BE WIDENED BY PERMIT.

SCALE
0 20 40 60

PLAN SHEET
15TH STREET
SHEET 3 OF 7

STATE OF MISSOURI
SEAN LEE MATLOCK
NUMBER PE-2778B
PROFESSIONAL ENGINEER

DATE PREPARED
2/23/2024

ROUTE	STATE
BL49	MO
DISTRICT	SHEET NO.
SW	6

COUNTY
JASPER
JOB NO.
J7S3430
CONTRACT ID.
PROJECT NO.
BRIDGE NO.

DATE	DESCRIPTION

IF A SEAL IS PRESENT ON THIS SHEET IT HAS BEEN ELECTRONICALLY SEALED AND DATED.

MISSOURI HIGHWAYS AND TRANSPORTATION COMMISSION
105 WEST CAPITOL
JEFFERSON CITY, MO 65102
1-888-ASK-MODOT (1-888-475-6636)

ANDERSON ENGINEERING
EMPLOYEE OWNED
ENGINEERS · SURVEYORS · LABORATORIES · DRILLING

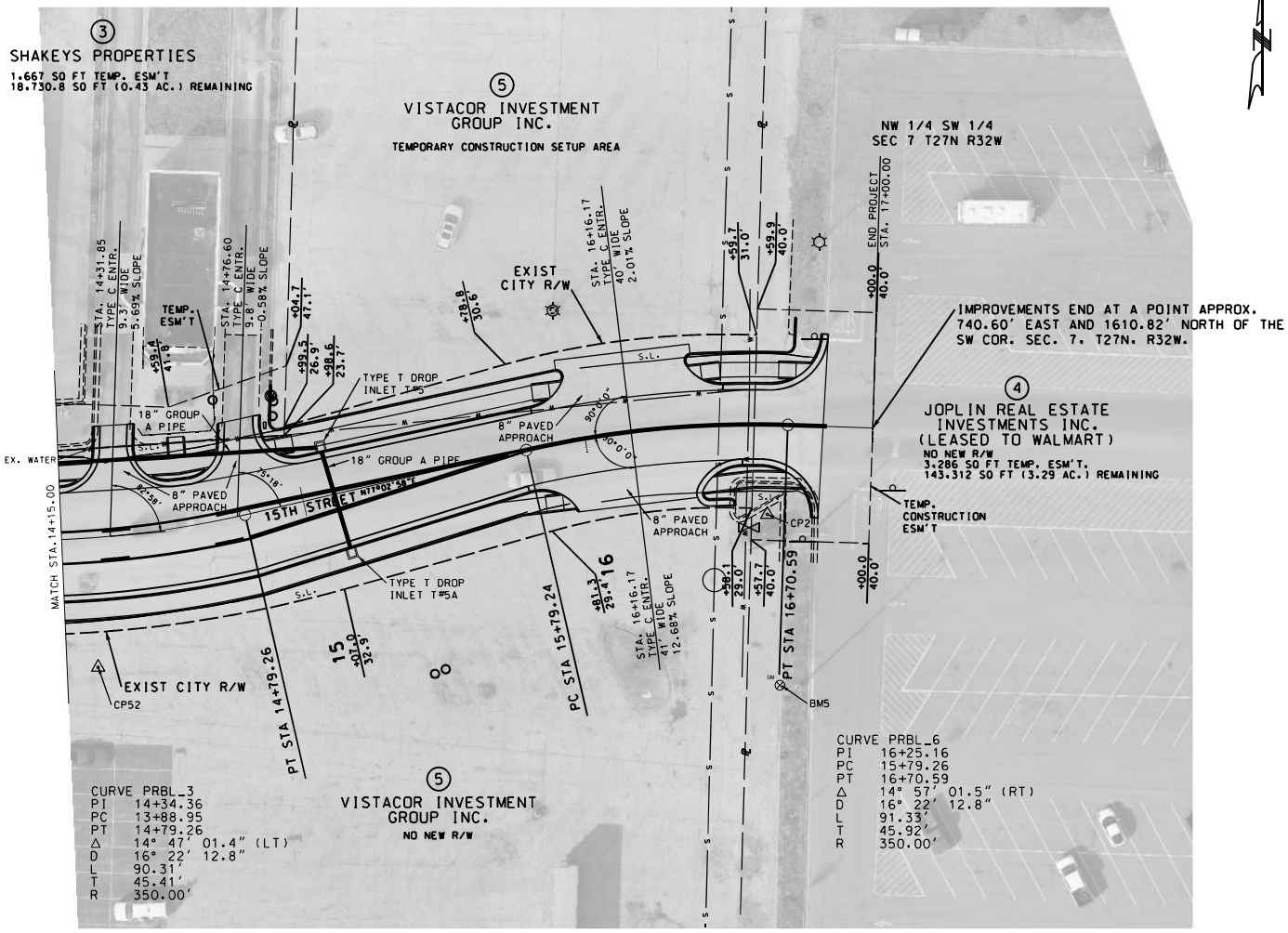

SCALE
0 20 40 60

ENTRANCES CONSTRUCTED THROUGH NEW CONTROLLED ACCESS RIGHT OF WAY BETWEEN STA. 137+50.00 TO STA. 143+25.00 MUST BE WIDENED BY PERMIT.

PLAN SHEET
15TH STREET
SHEET 4 OF 7

STATE OF MISSOURI
SEAN LEE MATLOCK
NUMBER PE-2010033
PROFESSIONAL ENGINEER

DATE PREPARED
2/23/2024

ROUTE	STATE
BL49	MO
DISTRICT	SHEET NO.
SW	7

COUNTY
JASPER

JOB NO.
J7S3430

CONTRACT ID.

PROJECT NO.

BRIDGE NO.

DATE	DESCRIPTION

MISSOURI HIGHWAYS AND TRANSPORTATION COMMISSION
105 WEST CAPITOL
JEFFERSON CITY, MO 65102
1-888-ASK-MODOT (1-888-275-6636)

ANDERSON ENGINEERING
EMPLOYEE OWNED
ENGINEERS · SURVEYORS · LABORATORIES · DRILLING

IF A SEAL IS PRESENT ON THIS SHEET IT HAS BEEN ELECTRONICALLY SEALED AND DATED.

COUNCIL BILL NO. 2024-138 **ORDINANCE NO.**

AN ORDINANCE approving the City of Joplin to enter into an agreement with D&E Plumbing and Heating Inc. in the amount of One Million Five Hundred Twenty-Three Thousand Four Hundred Eighty-Six and 15/100 dollars ($1,523,486.15) for construction of the Range Line Road and East 15th Street Extension Project and authorizing the City Manager or his designee to execute the same by and on behalf of the City of Joplin; and setting a date when this Ordinance shall become effective.

BE IT ORDAINED BY THE COUNCIL OF THE CITY OF JOPLIN, as follows:

Section 1. That the City enter into an agreement with D&E Plumbing and Heating Inc. in the amount of One Million Five Hundred Twenty-Three Thousand Four Hundred Eighty-Six and 15/100 dollars ($1,523,486.15) for construction of the Range Line Road and East 15th Street Extension Project, for the City of Joplin, a true and accurate copy of said agreement being attached hereto and incorporated herein, be, and the same, is hereby approved.

Section 2. That the City Manager of the City of Joplin, Missouri, or his designee, is hereby authorized and directed to execute said agreement, or agreement in substantially similar form, by and on behalf of the City of Joplin with D&E Plumbing and Heating Inc.

Section 3. That upon the final approval and acceptance of the contractor's work under said contract, in substantial conformance with the attached exhibits, in writing by the Director of Public Works and his certification to the effect to the Director of Finance, the contractor shall be paid from the Infrastructure Improvements fund.

Section 4. That this Council Bill shall have an effective date of October 8, 2024.

PASSED BY THE COUNCIL OF THE CITY OF JOPLIN, MISSOURI, this _____ day of_____, 2024, by a vote of_____.

_____

ATTEST: Keenan T. Cortez, Mayor

_____

Holly Nagy, City Clerk

APPROVED AS TO FORM:

_____

Peter C. Edwards, City Attorney

COUNCIL BILL 2024-138

I hereby certify that a sufficient amount is available in the Infrastructure Improvements Fund to pay the amounts called for on the basis of the bids received by the City Engineer.

_____

Leslie Haase, Director of Finance