JOPLIN
MISSOURI



Fire Station #7
6720 East 30th Street

Adopted Budget

FOR FISCAL YEAR 2022-2023

CITY OF JOPLIN, MISSOURI

ADOPTED BUDGET

FOR FISCAL YEAR 2022-2023

City Manager's Office
602 S Main Street
Joplin, Missouri 64801
417-624-0820 Ext. 1200

City Manager's Budget Message

October 17, 2022

Mayor and City Council,

I am pleased to present to you the fiscal year 2023 budget. The purpose of this message is to provide a summary of the key components of the annual budget. The City's annual budget is a planning tool that seeks to allocate resources in a manner that best meets the needs of the community. The budget is also a communication tool that provides transparency into how resources will be utilized. Additionally, the budget is a policy document that directs revenue and spending according to all applicable statutes and ordinances. Combining these purposes makes the annual budget one of the most significant documents for the organization. The budget presents an opportunity to discuss the direction or trajectory of the city organization and community as a whole. As this message will outline, I believe the City of Joplin is headed in the direction of improvement.

1. Budget Request

The City has approximately twenty-five funds, each categorized by purpose. The fiscal year 2023 budget includes comprehensive expenditures of over $158 million. This includes all proposed funding for daily operations, capital improvements, internal service and enterprise operations.

FY 2023 OVERALL BUDGET SUMMARY

Fund Type	FY 2023 Total Revenue	FY 2023 Operational Expenditures	FY 2023 Capital Expenditures	FY 2023 Transfers Out	FY 2023 Total Expenditures
General Fund	$ 33,957,258	$ 26,521,294	$ 2,035,250	$ 5,114,126	$ 33,670,670
Special Revenue Funds	$ 59,550,110	$ 36,291,119	$ 40,062,555	$ 8,307,268	$ 84,660,942
Capital Project Funds	$ 9,263,000	$ 2,665,500	$ 5,885,000	$ -	$ 8,550,500
Enterprise Funds	$ 23,868,141	$ 16,526,356	$ -	$ 1,668,528	$ 18,194,884
Internal Service Funds	$ 13,563,577	$ 12,942,600	$ -	$ 133,529	$ 13,076,129
Total Funds	$ 140,202,086	$ 94,946,869	$ 47,982,805	$ 15,223,451	$ 158,153,125

City Manager's Office
602 S Main Street
Joplin, Missouri 64801
417-624-0820 Ext. 1200

General Fund: This fund includes budgets for fifteen departments that provide mission critical services to our residents.

Special Revenue Funds: These funds are used to account for the proceeds of specific, and earmarked, revenue sources requiring separate accounting because of legal or regulatory provisions or administrative actions.

Capital Project Funds: The City utilizes these funds to record the receipt and disbursement of monies used to fund infrastructure projects.

Enterprise Funds: The City's enterprise funds hold the budgets for departments that operate in business-type activities. These funds rely on revenue generated from sales of materials or services and, for the most part, do not require funding from locally approved taxes.

Internal Service Funds: The City uses internal service funds, or proprietary funds, to account for operations and services where costs are allocated for the reimbursement of services to other departments.

2. Dedicated Revenue

This is a new section within the budget message to communicate how voters have obligated tax dollars. The services provided by the City of Joplin are predominantly funded by taxes. Voters have been presented with plans to improve the community, address service needs, or resolve problems. In exchange for support, the City has obligated tax dollars for specific purposes or expenditures. These include sales taxes of 1% general sales tax, ½% general sales tax for public safety, ½% general sales tax for public safety pension, ¼% parks & stormwater sales tax, ½% transportation sales tax, and 3/8% capital improvement sales tax. Additionally, hotel/motel tax, property tax, and the use tax have all been approved for specified purposes.

- ½-Cent Public Safety Sales Tax – Approved in 2006, this tax dedicated funds for 30 additional police personnel, 34 additional fire personnel, neighborhood streetlights, a new Public Safety Training Center, two additional fire stations and related equipment, along with replacement of other public safety equipment. This tax does not sunset and is projected to generate approximately $8.7 million.
- ½-Cent Pension Sales Tax (Prop B) – Approved in 2019, this half-cent sales tax is dedicated to funding and closing the policemen's and firemen's pension plan and transitioning certain public safety employees to LAGERS. The tax will "sunset" or expire at the earlier of 12 years or when the pension plan reaches 120% funded status, which is anticipated to occur sometime around 2028.
- Hotel/Motel Tax – CVB – The motel occupation license tax is assessed upon hotel/motel operators and is based on the room charge revenues collected. Currently, the rate as specified by City Code is 4%. The rate was increased from 2% to 4% by a vote of the

City Manager's Office
602 S Main Street
Joplin, Missouri 64801
417-624-0820 Ext. 1200

people effective January 1, 2001. The revenues from this additional tax are dedicated for promotion of conventions and tourism, festival support, entryway beautification and sports marketing.

- Property Tax – Health Department – Property tax is an ad valorem tax, based on the assessed valuation established by the Jasper and Newton County Assessors. The property tax levy must be set by August 31 each year. The City's property tax is levied each November 1 on the assessed value of real estate property listed as of the prior January 1, the lien date, and is due on or before December 31.
- Property Tax – Parks – Property tax is an ad valorem tax, based on the assessed valuation established by the Jasper and Newton County Assessors. The property tax levy must be set by August 31 each year. The City's property tax is levied each November 1 on the assessed value of real estate property listed as of the prior January 1, the lien date, and is due on or before December 31.
- Property Tax – Environmental – Property tax is an ad valorem tax, based on the assessed valuation established by the Jasper and Newton County Assessors. The property tax levy must be set by August 31 each year. The City's property tax is levied each November 1 on the assessed value of real estate property listed as of the prior January 1, the lien date, and is due on or before December 31.
- ¼-Cent Parks & Stormwater Sales Tax – Initially approved in 2001, renewed in 2011 and 2021, this quarter-cent tax is dedicated to parks and stormwater projects, specifically projects designated by a Citizen's Committee and approved by the voters of Joplin. This tax sunsets ten years from the effective date, which will be March 31, 2032.
- ½-Cent Transportation Sales Tax – With voter approval, this ½-cent sales tax was instituted in 1983 by the City. This tax is restricted to "transportation purposes;" which is defined as a mass transportation system, construction, reconstruction, repair and maintenance of streets, bridges, airports, land acquisition and rights-of-way related to these purposes, and other transportation-related activities. This tax does not sunset and is projected to generate approximately $8.7 million.
- 3/8-Cent Capital Improvement Sales Tax – This tax may be used for capital improvements. Voters approved a three-eighths-cent sales tax sales tax effective January 1, 2005 and renewed this tax on August 5, 2014. This tax will sunset on December 31, 2024.
- Use Tax (Prop Action) – "Prop Action" is a broader set of 49 "Action Plans" designed to address citizens' needs that were brought forward during the City Manager's listening tour. This citizen-based strategic plan is funded through a use tax, which is like a sales tax, applied to purchases made from out-of-state vendors and shipped to Joplin. Because the use tax is a form of a sales tax, it mirrors the restrictions imposed by each of the sales taxes. For example, the use tax on goods purchased online increases

City Manager's Office
602 S Main Street
Joplin, Missouri 64801
417-624-0820 Ext. 1200

revenue generated by the Public Safety Sales Tax and that new revenue cannot be used for anything other than what is allowed by State Statute and City Ordinance for that specific tax. It is expected that in the near future the Use Tax will generate approximately $3.7 million in new revenue allocated across each of the sales tax areas, which has been earmarked to fund action plans. To see how the use tax compliments existing sales tax, please see the following table:

PROJECTED BREAKDOWN BY USE TAX CATEGORY	AMOUNT
1% General	$1,184,000
½% General for Pension	$592,000
½% General for Public Safety	$592,000
¼% Parks/Stormwater	$296,000
½% Transportation	$592.000
3/8% Capital Improvement	$444,000
Estimated Total Use Tax Funding	$3,700,000

3. Vision and Goals

The City is fortunate to have goal-oriented, intentional, and pro-active leadership from the Mayor and Council. This leadership helps ensure the organization is focused on issues beyond the "daily fires." The City's operations are oriented to address the goals set by the Mayor and Council.



Strategic Priorities:

To date, the City has completed the following "Action Plans":

- Adoption of a new zoning code
- Adoption of a complete streets program

City Manager's Office
602 S Main Street
Joplin, Missouri 64801
417-624-0820 Ext. 1200

The following Action Plans are in progress:

- Housing Revitalization Plan – In FY22, the City started this plan which establishes an incentive to tear down dilapidated housing and replace it with new housing. During the initial pilot project, the City approved five applications and will look to award more incentives in FY23.
- Annexation – In FY22, the City annexed two significant residential areas being served by City sewer. Additional annexation opportunities have been identified and will be pursued in FY23.
- Operational Assessment – The Operational Assessment is a review of the City's Planning and Neighborhood Services Department and will provide a foundation for improving code enforcement and addressing declining neighborhoods.
- Recruitment and Retention – In FY21, the City established a recruitment incentive for the Police Department whereby a financial incentive is granted to experienced Police Officers who transfer to Joplin. In FY22, the incentive amount increased from $5,000 to $10,000.
- SMART Cities – In FY22, the Fiber Gap Analysis was completed. A consultant has been hired to develop and implement a Broadband Plan for Joplin based on this analysis.

City Manager's Office
602 S Main Street
Joplin, Missouri 64801
417-624-0820 Ext. 1200

4. Review of Financial Condition – General Operating Funds

The City of Joplin continues to operate with constraints following minimal revenue growth. The City is predominantly funded through sales tax. Over the last ten years, the City has seen limited sales tax revenue growth despite a strong national economy during that timeframe. To have a balanced budget, without new revenue, the City is unable to invest in service improvements.

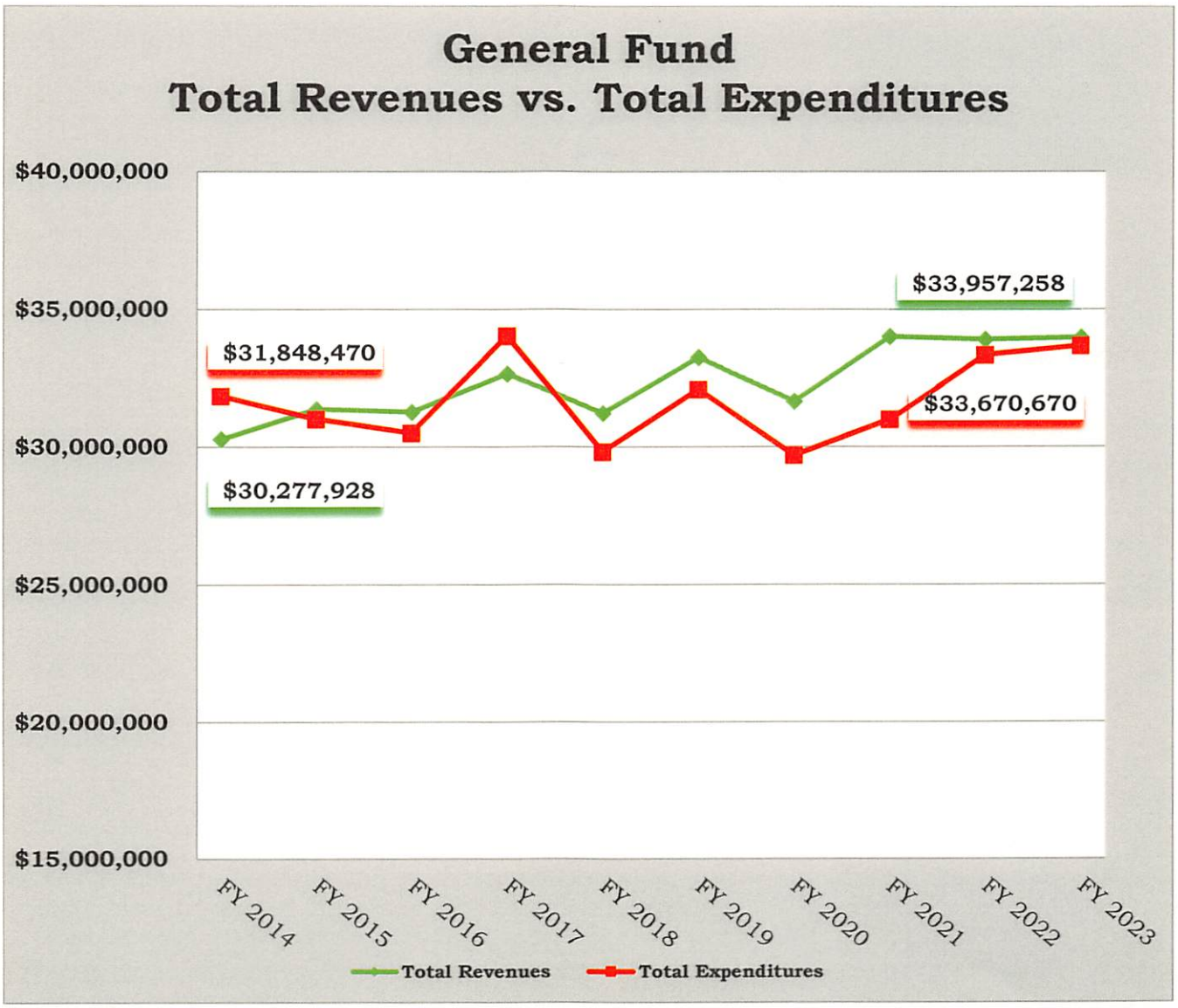

City Manager's Office
602 S Main Street
Joplin, Missouri 64801
417-624-0820 Ext. 1200

Not only has the sales tax not been able to support new needs, but inflationary pressure coupled with increasing demands for existing services has forced the City to cut expenditures in order to maintain a balanced budget. Beginning in 2015, the City has "tightened its belt" to control expenditures. Some of the major expenditure reductions or cost containment efforts included:

- Elimination of Positions – In fiscal year 2017, thirteen full-time positions were eliminated, and one position was reduced to part-time status. This resulted in savings in the general operating funds of approximately $775,000.00.
- Pay freezes – No wage increases were granted during fiscal year 2015 and 2016. This resulted in approximate savings in the general operating funds of approximately $200,000.
- Expenditure Reductions – During fiscal years 2015 and 2016, many measures were taken by the City to reduce general operating expenditures. Capital asset replacement was frozen. City Hall was paid off to reduce the annual debt expense, turf was installed at Joe Becker Stadium and Wendell Redden to reduce maintenance costs, the transfer to emergency communications and liability insurance were decreased. Many of these measures were short-term in nature and do not solve long-term financial constraints.

Looking beyond 2023, with an uncertain economy, the City's economic resources will be even more strained. This means, as an organization, careful thought will need to be given to any expenditure.

GENERAL FUND FIVE-YEAR MODEL

DESCRIPTION	FY 2021 ACTUAL	FY 2022 ESTIMATED	FY 2023 BUDGET	FY 2024 ESTIMATED	FY 2025 ESTIMATED
Total Revenue	$ 33,999,243	$ 33,893,608	$33,957,258	$ 33,584,557	$34,183,849
Total Operating Expenses	$ 24,153,518	$ 25,729,405	$26,521,294	$ 26,648,588	$28,244,898
Total Capital Expenses	$ 1,052,862	$ 1,968,032	$ 2,035,250	$ 1,500,000	$ 800,000
Total Transfers Out	$ 5,786,421	$ 5,638,626	$ 5,114,126	$ 5,062,985	$ 5,012,355
Net Change in Fund Balance	$ 3,006,442	$ 557,545	$ 286,588	$ 372,984	$ 126,596

City Manager's Office
602 S Main Street
Joplin, Missouri 64801
417-624-0820 Ext. 1200

5. General Fund Overview

The overall general fund budget will increase nearly $3 million from 2021 actual expenditures and increase approximately $335,000 from the estimated 2022 actuals. The City's General Fund accounts for the bulk of the city's operating revenue and expenditures. It is within this fund where you can see most of the daily operating costs for the city. As such, it is important to understand the forecasts and estimates for revenues and expenditures.

General Fund Revenue:

Sales Tax: Sales tax is the primary source of funds for all general city services, capital projects, and capital equipment. Sales tax collections in FY21 reached the highest level ever due to the impact of COVID-19 on our local economy. As a result, monthly sales tax collections in the current fiscal year (FY22) have decreased from last year, while settling in at a new higher level from previous years due to inflationary price increases. Over the last 5 years, year-to-year growth in sales tax averaged 3.9%. In comparison, sales tax is expected to decrease from FY21 to FY22 by nearly 1%. This decrease is attributed to the record level of sales in FY21. As such, forecasting sales tax revenue has an added degree of difficulty compared to past fiscal years. For FY23, the budgeted amount for general sales tax is $17,442,000 which amounts to a 2% increase over the FY22 projected amount.

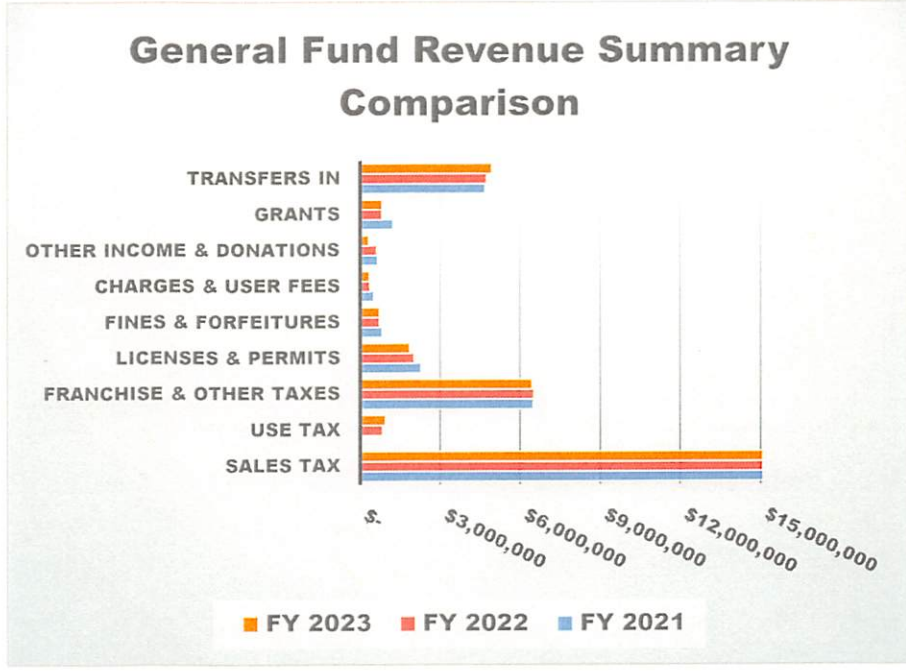

Franchise Tax: Franchise tax is the second largest source of funds for city services and is levied as a percentage of gross receipts on utility bills. The city has five different kinds of franchise taxes with those being assessed on electric, telephone, water, natural gas, and cable utilities. Franchise tax is also difficult to budget for several reasons. As a tax on utilities, these collections are extremely dependent upon weather. Telephone and cable franchise taxes have been severely impacted over the last several years as cell phone plans have changed drastically and as internet-based television options are impacting the demand for traditional cable television. Over the last ten years, there has been an average annual decrease of nearly 10%. A new issue

emerged in FY21 following the approval of state legislation that will incrementally decrease cable franchise taxes from a rate of 5% to 2.5% by 2027. This could result in a decrease of $110,000 in annual revenue by the time the new maximum rate is in effect. This obviously exacerbates the issues surrounding a weak revenue stream. As a result, the FY22 budget reflects a decrease in overall franchise tax revenue of 1.3% compared to the estimated collections for FY22.

Licenses & Permits: License and permit fees reimburse the costs associated with regulating, on behalf of citizens, the businesses and construction activity occurring within the city. Other than overhead transfers in, licenses and permits represent the next highest revenue source in the general fund. While large building projects drive this category from time to time, this revenue source is fairly consistent over the long-term. As such, the proposed budget reflects an anticipated decrease of 8% from estimated collections in fiscal year 2022.

General Fund Expenditures:

Personnel Services: Personnel services represents the largest percentage of the overall general fund budget at nearly 59% with transfers or 69% without transfers. Personnel services is increasing 7.4% over 2021 actuals. This budget includes an average 15% increase for police personnel, as well as an inflation adjustment of 4% for general employees. The Fire Department is currently in the collective bargaining process and capacity has been reserved in the general fund for an average wage increase similar to the police department.

Operational Supplies, Other Purchases/Services: A key element of the FY23 budget is the reduction in non-personnel expenditures, even during a time of rising fuel costs and inflation driving up the cost of supplies and materials. The organization continues to reorient its focus and effort towards achieving goals set by the Council. The FY22 budget included one-time costs associated with various assessments and planning tools that will serve as the foundation for further development of the Action Plans to accomplish the goals set by Council. As a result of the one-time costs included in the FY22 budget, operational supplies in

GENERAL FUND EXPENDITURES BY CATEGORY

CATEGORY	FY 2021 ACTUAL	FY 2022 ESTIMATED	FY 2023 BUDGET	PROPOSED CHANGE AMOUNT	%
Personnel Services	$ 18,379,505	$ 18,714,699	$ 19,733,446	$ 1,018,747	5.4%
Operational Supplies	$ 4,346,179	$ 5,842,934	$ 4,698,000	$ (1,144,934)	-19.6%
Other Purchases/Services	$ 1,427,834	$ 1,171,772	$ 2,089,848	$ 918,076	78.3%
Capital Outlay	$ 1,052,862	$ 1,968,032	$ 2,035,250	$ 67,218	3.4%
Transfers Out	$ 5,786,421	$ 5,638,626	$ 5,114,126	$ (524,500)	-9.3%
Total GF Expenditures	$ 30,992,801	$ 33,336,063	$ 33,670,670	$ 334,607	1.0%

City Manager's Office
602 S Main Street
Joplin, Missouri 64801
417-624-0820 Ext. 1200

the FY23 budget are decreasing nearly 20%. The use of one-time general fund reserves for the Housing Revitalization Action Plan in the amount of $1 million is included in other purchases/services in the FY23 proposed budget, increasing this area by more than 78%. With the replacement of Fire Engine 4, the Fire Department Frontline Attack Hose and Nozzles, Police Vehicles, and the addition of a Time and Attendance Software System along with an HRIS System, capital expenditures are increasing by 3.4%. With the anticipated payoff of the Northpark Crossing TIF near the end of the calendar year and the reduction in the parks subsidy, transfers out are decreasing by 9.3%.

6. Key Initiatives

More important than the financial information contained within the budget is communicating what the financial resources will bring to the community. The budget serves as an operational plan for the organization. As City Manager, it is my duty to align operational efforts to support the City Council's goals. The major initiatives planned for the 2023 fiscal year are:

- Development of a community based homeless strategic plan – Issues related to homelessness continue to be a concern voiced by the Council and community. Funding has been allocated to develop a Joplin-centric plan that is actionable with clear metrics and, most importantly, a defined outcome. This plan will bring area non-profits and service providers together to collaborate and develop a plan to guide future involvement, if any, by the City of Joplin. This plan, budgeted in the amount of $95,000, will be funded by the general fund portion of the use tax proceeds

- Time and Attendance and Human Resources Information System (HRIS) – Supporting a workforce of over 600 FTEs has become increasingly difficult when considering the regulatory, compensation, and benefit needs of employees. A Time and Attendance and HRIS system will bring efficiency to City processes and allow for benefits such as automated timekeeping, paperless applications, ADA/508 compliance, better protection of an employee's data, integrated e-verify for I9 compliance, and a more robust employee development curriculum. This package is included in the general fund budget in the amount of $247,000.

- Addition of Park Rangers – In 2020 voters approved "Proposition Action", which created revenue to fund the hiring of Park Ranger positions. This proposal is aimed at improving security at the City's parks and reducing the burden for patrol by the Police Department. The proposed budget includes the addition of two park rangers at an annual cost of $113,158, which will be funded by the parks/stormwater portion of the use tax proceeds. Additionally, there will be one-time capital costs related to this service in the amount of $66,000.

City Manager's Office
602 S Main Street
Joplin, Missouri 64801
417-624-0820 Ext. 1200

- Renovation of City Hall – As the City looks to improve services through the Action Plans, more workspace is needed to accommodate future employees. City Hall has open space on the first floor that can provide workspace for Neighborhood Improvement Officers. The renovation of City Hall is a sensitive project and one that must be done carefully to protect the beauty of a historically important building. The total budgeted cost for the remodel is $183,900, funded by the general fund portion of the use tax proceeds.
- Continue compensation and staffing improvements – Improving compensation remains one of the most important issues facing the City. Compensation is a key factor in attracting and retaining City employees. Funding has been allocated within this budget to improve wages, but still falls well short of compensation levels provided by other cities and in the private sector. Continued compensation improvements will need to occur in the future to address this important issue.

7. Capital Improvement Projects and Capital Equipment

The annual budget also includes funds for capital projects that were previously approved by voters and/or the Mayor and Council. Funding for these projects has been "earmarked" or dedicated solely for each project. A few significant projects are highlighted below:

CAPITAL PROJECTS OVER $100,000			CAPITAL PROJECTS OVER $100,000		
Category	Project Name	Cost	Category	Project Name	Cost
Parks & Stormwater Sales Tax	McClelland to Town Green via Tin Cup Trail	$ 300,000	Capital Improvement	32nd Street - Country Club to Central City Road	3,250,000
Parks & Stormwater Sales Tax	Low Water Bridge to Grand Falls Trail	1,135,000	Capital Improvement	Street Surface Repair	675,000
Parks & Stormwater Sales Tax	Ewert Park Splash Park w/Ice Ribbon	5,000,000	Capital Improvement	Connecticut - 32nd to 44th	5,100,000
Parks & Stormwater Sales Tax	Ewert Park Kiosk & Interpretive Signage	29,375	Capital Improvement	6th Street & Virginia Parking Garage Modifications	4,000,000
Parks & Stormwater Sales Tax	Overlay/Resurface Sports Courts	64,000	Capital Improvement	Existing Traffic Singal Upgrades - 4th & Murphy	400,000
Parks & Stormwater Sales Tax	Park Beautification-Park Entryway Sign (6)	80,000	Capital Improvement	Intersection Improvements - 4th & Murphy	700,000
Parks & Stormwater Sales Tax	Tin Cup Trail Phase II	1,000,000	Infrastructure Improvements	Replacement Box Culvert - Cox Avenue	340,000
Parks & Stormwater Sales Tax	Minor System Improvements	200,000	Infrastructure Improvements	Streetscape Project - Main Street - 8th to 15th	5,500,000
Parks & Stormwater Sales Tax	Ditch & Culvert, Connecticut b/t 32nd & 35th	656,000	Sanitary Sewer	East 20th Street Sewer Extension	400,000
Parks & Stormwater Sales Tax	Ditch & Culvert, Connecticut b/t 35th & 37th	518,000	Sanitary Sewer	Re-Route 4th & Highview Sewer	350,000
Parks & Stormwater Sales Tax	17th & Mina Avenue	527,190	Sanitary Sewer	East 7th Street Sewer Extension	800,000
Parks & Stormwater Sales Tax	26th Street Twin Culverts	87,480	Sanitary Sewer	East Baker's Branch Sewer Extension	900,000
Transportation Sales Tax	Street Maintenance	150,000	Sanitary Sewer	I & I Rehabilitation	1,500,000
Transportation Sales Tax	Neighborhood Improvement	500,000	Sanitary Sewer	Tin Cup Parallel Line	4,000,000
Transportation Sales Tax	Street Projects	1,000,000	Sanitary Sewer	Crane Road & Arbor Hills Lift Station Elimination	2,000,000
Capital Improvement	Zora-Rangeline to MO 249	6,100,000	Sanitary Sewer	Cleveland Lift Station Consolidation	400,000
Capital Improvement	20th Street - Schifferdecker to Country Club Road	1,220,000	Sanitary Sewer	Replacement Freeman Interceptor	105,000
Capital Improvement	Neighborhood Transportation Improvements	150,000	Sanitary Sewer	20th & Malang Force Main to Shoal Creek	500,000
Capital Improvement	32nd Street - Schifferdecker to Country Club Rd	3,250,000			

Equipment and technology are important assets for a service organization. These tools allow our dedicated workforce to be more efficient and productive in their work which creates a

City Manager's Office
602 S Main Street
Joplin, Missouri 64801
417-624-0820 Ext. 1200

multiplier effect. Similar to funding for maintenance, it is important for the organization to plan for the replacement of equipment at the end of its useful life. Without planning, the City is vulnerable by not having the necessary funding to replace the needed equipment. Additionally, delayed replacement can create additional maintenance needs and consume capacity within the organization. The fiscal year 2023 budget includes funding for the following capital equipment purchases. However, not all equipment requests can be funded at this time without using monies from the reserve balance. Using reserve monies is a risk that could threaten the City's finances and operations during emergencies. Additional resources are necessary to fully equip City employees for service delivery.

CAPITAL EQUIPMENT PURCHASES OVER $10,000

Department	Capital Asset	Cost
General Fund		
Human Resources-Personnel Services	Integrated HRIS System and Benefits Management Software	$ 115,000
Comm. Planning - Building Regulations	Replacement 1/2-Ton Extended Cab 4x4 Truck	28,000
Finance-Accounting Services	Time and Attendance System	132,000
Information Technology-Administration	Replacement Server	15,000
Public Works-City Facility Maintenance	Replacement Floor - Jail Booking Area	20,500
Public Works - Engineering	Replacement 1/2-Ton Regular Cab 4x4 Truck	27,500
Police - Uniform Services	Replacement K9 SUV and Equipment (3)	175,500
Police - Uniform Services	Replacement K9 and Kennel	19,500
Fire - Operations	Replacement SUV and Equipment	43,000
Fire - Operations	Replacement Fire Engine 4	900,000
Fire - Operations	Replacement Air-Pack Fill Station/Compressor	85,000
Fire - Operations	Replacement Truck Emergency Operating Equipment	13,000
Fire - Operations	Replacement Frontline Attack Hose/Nozzle (7)	150,000
Parks & Recreation - Cemeteries	Replacement Zero Turn Mower	20,000
Neighborhood Improvement-Prop Action	City Hall, 1st Floor Remodel	183,900
Public Safety Sales Tax Fund		
Police	Replacement SUV and Equipment (11)	$ 590,500
Police	Audio Visual HD System - Interview Rooms (4)	33,000
Police	Replacement Server for Body Camera/In-Car Video System	30,000
Police	Replacement Body Camera (13)	26,260
Police	Central Square Pro Suite Upgrade	350,000
Police	Ruggedized Laptop (29)	87,000
Fire	Fire Brush Truck #7	50,000
Fire	Replacement Fire Engine 6	900,000
Fire	Confined Space Equipment - Engine 7	27,000
Fire	Cardiac Monitor - Engine 7	33,500
Training Center	Replacement Projector Screen	15,000
Training Center	Replacement Laptop (10)	12,000
CVB Fund		
Special Projects	Grand Falls Wayfinding	25,000

City Manager's Office
602 S Main Street
Joplin, Missouri 64801
417-624-0820 Ext. 1200

CAPITAL EQUIPMENT PURCHASES OVER $10,000		
Department	**Capital Asset**	**Cost**
Health & Welfare Fund		
Administration	Replacement Sedan	$ 18,500
Animal Control	Replacement 3/4-Ton Cab & Chassis	31,500
Federal Grants	Electronic Medical Records System	22,000
Parks & Recreation Fund		
Pools	Replacement Chemical Controller (2) Schifferdecker	$ 18,000
Museum Operations	Replacement Roof - Phase 3 of 3	46,000
Athletic Complex	Replacement Field Groomer	28,000
Athletic Complex	Replacement Zero-Turn Mower	20,000
Stadium Maintenance	Replacement Clubhouse Floor - Joe Becker	12,000
Stadium Maintenance	Replacement Sports Field Mower	55,000
Parks & Public Grounds	Replacement Truck Mounted Dumpster with Lift	29,400
Parks & Public Grounds	Replacement 1/2-Ton Regular Cab 4x4 Truck	27,500
Solid Waste Management Fund		
Planning & Management Administration	Replacement Leaf Vacuum (2)	$ 160,000
Parks & Stormwater Sales Tax Fund		
Parks Sales Tax	1/2-Ton Extended Cab 4x4 Truck	$ 28,000
Parks - Proposition Action	SUV (2)	56,000
Transportation Sales Tax Fund		
Street Maintenance	Replacement 3/4-Ton 10-Wheeler Dump Truck	$ 250,000
Street Maintenance	Replacement 20-Ton Flat Bed Trailer	40,000
Street Maintenance	Replace Tractor with Long Arm Mower	230,000
Traffic Control	Paint Grinder	22,000
Traffic Signal Maintenance	Replacement Traffic Signal Controller (10)	35,000
Traffic Signal Maintenance	Replacement Traffic Signal Control Box (3)	25,000
Paratransit System	Carpet Replacement	12,000
Paratransit System	Replacement 22' MAPS Vehicle (2)	250,000
Paratransit System	Replacement Trolley Vehicle	135,000
Paratransit System	Ride Scheduling/Dispatch Software	125,000
Regional Airport Fund		
Airport	Replacement Carpet - Terminal Building - Phase 2 & 3 of 3	$ 90,000
Airport	Replacement Roof - Tamko Hangar	35,000
Airport	Paint - Tamko Hangar	25,000
Airport	Replacement 1/2-Ton Regular Cab 2WD Truck w/ Extended Cab 4x4	27,500
Airport	Replacement Tractor	75,000
Airport	Replacement Utility Vehicle with Dump Bed	20,000
Airport	Electronic Finger Printing Device	12,000

City Manager's Office
602 S Main Street
Joplin, Missouri 64801
417-624-0820 Ext. 1200

CAPITAL EQUIPMENT PURCHASES OVER $10,000		
Department	**Capital Asset**	**Cost**
Golf Course Fund		
Grounds Maintenance	Replacement Fairway Mower (2)	$ 160,000
Sanitary Sewer Fund		
Sewer Treatment	Replacement Nova Filter (4) - Shoal Creek	$3,500,000
Sewer Treatment	Replacement Exhaust System - Turkey Creek Press Building	75,000
Sewer Treatment	Replacement Tractor	85,000
Sewer Treatment	Replacement Zero-Turn Mower	20,000
Sewer Treatment	Replacement 1/2-Ton Regular Cab 4x4 Truck	28,000
Sewer Treatment	Replacement Generator - Tin Cup Lift Station	75,000
Sewer Treatment	Replacement SCADA Software - Turkey Creek & Shoal Creek	580,000
Emergency Communications Fund		
Dispatch Services	Replacement Dispatch Console (2)	$ 44,358
Radio Services	Replace Portable XTS5000 Radio with APX6000 (Police Radios) (39)	200,070
Radio Services	Replace Mobile XTL5000 Radio with APX6500 (Police Radios) (34)	176,460
Radio Services	Replace Mobile XTL2500 Radio with APX6500 (Fire Radios) (10)	51,900
Radio Services	Replacement Radio Repeater (2)	31,450
Radio Services	Radio Repeater (3)	47,175
Radio Services	Replacement Base Station (11)	100,650

City Manager's Office
602 S Main Street
Joplin, Missouri 64801
417-624-0820 Ext. 1200

8. Workforce

Workforce, or employee counts, is described as a ratio of full-time equivalents (FTE) where one full-time employee is estimated to work 2,080 hours annually or 2,912 hours for certain fire department personnel. In the FY23 budget, funding is allocated for a total of 600.95 FTE.

FY 2023 POSITIONS BY FUND SUMMARY

FUND TYPE	FY 2021 ACTUAL	FY 2022 ACTUAL	FY 2023 PROPOSED	PROPOSED CHANGE
General Fund	258.95	259.90	259.90	-
Special Revenue Funds	221.75	225.00	237.00	12.00
Enterprise Funds	76.25	76.25	77.25	1.00
Internal Service Funds	27.60	26.80	26.80	-
Total Positions by Fund	584.55	587.95	600.95	13.00

FTE Proposed Changes:
Special Revenue Funds: Public Safety Sales Tax-Add 3 Firefighters and 3 Fire Captain positions for Additional Station; Health-Add Grant-Funded WIC Administrative Assistant position; Parks & Stormwater Sales Tax-Add Use Tax funded Park Ranger (2) positions; Parks & Stormwater Sales Tax-Add Assistant Parks Director and 2 Laborer II positions in Parks Beautification Project
Enterprise Funds: Sewer Fund-Add Wastewater Plant Technician position funded through Sewer Rate Study

The City has approximately 75 open, but funded full-time positions. This represents a significant shortage of personnel, or 14%, to provide City services. Without competitive pay and better working conditions, the City of Joplin will continue to face hiring challenges.

On August 2, 2022, voters turned down Proposition Public Safety which would have directed nearly $3.7 million in funding towards improved pay for the Police and Fire Departments. Additionally, the proposed property tax would have allowed the City to hire an additional 22 Police Officers and staff a new fire station within the geographic center of the City. Providing the Police and Fire Departments with the resources that they need remains the greatest issue facing the City. Without well-equipped and well-staffed public safety departments, the community will suffer.

City Manager's Office
602 S Main Street
Joplin, Missouri 64801
417-624-0820 Ext. 1200

The budget includes funding for three new positions and ten additional existing authorizations, for a total of thirteen additional FTE. As previously discussed, funding is included within this budget to hire two full-time park rangers. Additionally with the construction of Fire Station #7 under way, the final six fire positions for this station are included through Public Safety Sales Tax funding. WIC services within the Health Department is 100% grant funded. A new administrative assistant for the WIC program is being added through the grant. With the renewal of the ¼-Cent Parks & Stormwater Sales Tax, an Assistant Parks Director and two Laborer II positions are being added through the Park Beautification Project. Finally, a wastewater plant technician position is being added within the sewer treatment division. Funding for this position was provided as part of the sewer rate study in 2019. Adding an additional employee in the sewer division will help maintain the critical equipment necessary for properly functioning sewer treatment operation.

9. Summary

During the community conversations regarding Proposition Public Safety, many questions were raised about the City's financial condition. It is clear that there needs to be more citizen engagement in the budget process. This engagement will provide a two-way form of communication to discuss solutions to community problems. This will be absolutely necessary if the City is going to change the community's trajectory. Anecdotally, what determines the City's level of services provided is what the citizens are willing to fund through taxes. My hope for the next fiscal year is to continue work on the strategic priorities identified by the Mayor and Council and get the best and most effective return on what the citizens have invested in the community.

I believe the community has a lot to look forward to in the next fiscal year. While some big problems remain unsolved, I know they will be overcome because Joplin is a community of grit, determination, and strength. The resources allocated in this budget will advance improvement of the Community. To accelerate improvement, more resources will be necessary.

Respectfully,

Nicholas Edwards
City Manager | City of Joplin

TABLE OF CONTENTS

City Council 1

Organizational Chart 2

City Officials 3

Capital Expenditures 4

Full-Time Equivalents (FTE) 11

Budget Summary 14

General Fund:

001 General Fund 21
- City Council 28
- City Manager 30
- City Clerk 36
- Legal Services 40
- Human Resources 46
- Community Planning: Building Regulations 52
- Finance 56
- Information Technology 62
- Municipal Court 66
- Public Works 70
- Police 80
- Fire 98
- Parks & Recreation: Cemeteries 108
- Emergency Management 112
- Neighborhood Improvement 116
- Transfers & Subsidies 120

Special Revenue Funds:

010 ½-Cent Sales Tax - Pension 121
101 Public Safety Sales Tax 129
105 Convention & Tourism 143
110 Health & Welfare 155
115 Parks & Recreation 175
120 Solid Waste Management 199
130 Parks & Stormwater Sales Tax 211
140 Transportation Sales Tax 223
145 Capital Improvement Sales Tax 243
150 Community Planning 253
160 Economic Development 277
175 American Rescue Plan Act 285

(Continued)

TABLE OF CONTENTS

Capital Project Funds:

305 Infrastructure Improvements 291
310 Revolving Public Improvements 299

Enterprise Funds:

405 Regional Airport 307
410 Municipal Golf Course 317
415 Sanitary Sewer 327

Internal Service Funds:

505 Central Garage 349
510 Health Self-Insurance 357
512 Worker's Compensation Self-Insurance 365
515 Liability & Property Self-Insurance 373
520 Emergency Communications 381

Component Units:

650 Joplin TIF Commission 391
710 Joplin Redevelopment Corporation 399

CITY COUNCIL

MAYOR

Doug Lawson

CITY COUNCIL

Gary Shaw	***Zone I***
Charles Copple	***Zone II***
Phil Stinnett	***Zone III***
Mark Farnham	***Zone IV***
Christina Williams	***General***
Doug Lawson	***General***
Kate Spencer	***General***
Josh DeTar	***General***
Keenan Cortez	***General***



Back Row: Josh DeTar, Christina Williams, Charles Copple, Kate Spencer, Mark Farnham
Front Row: Phil Stinnett, Mayor Pro-Tem Keenan Cortez, Mayor Doug Lawson, Gary Shaw

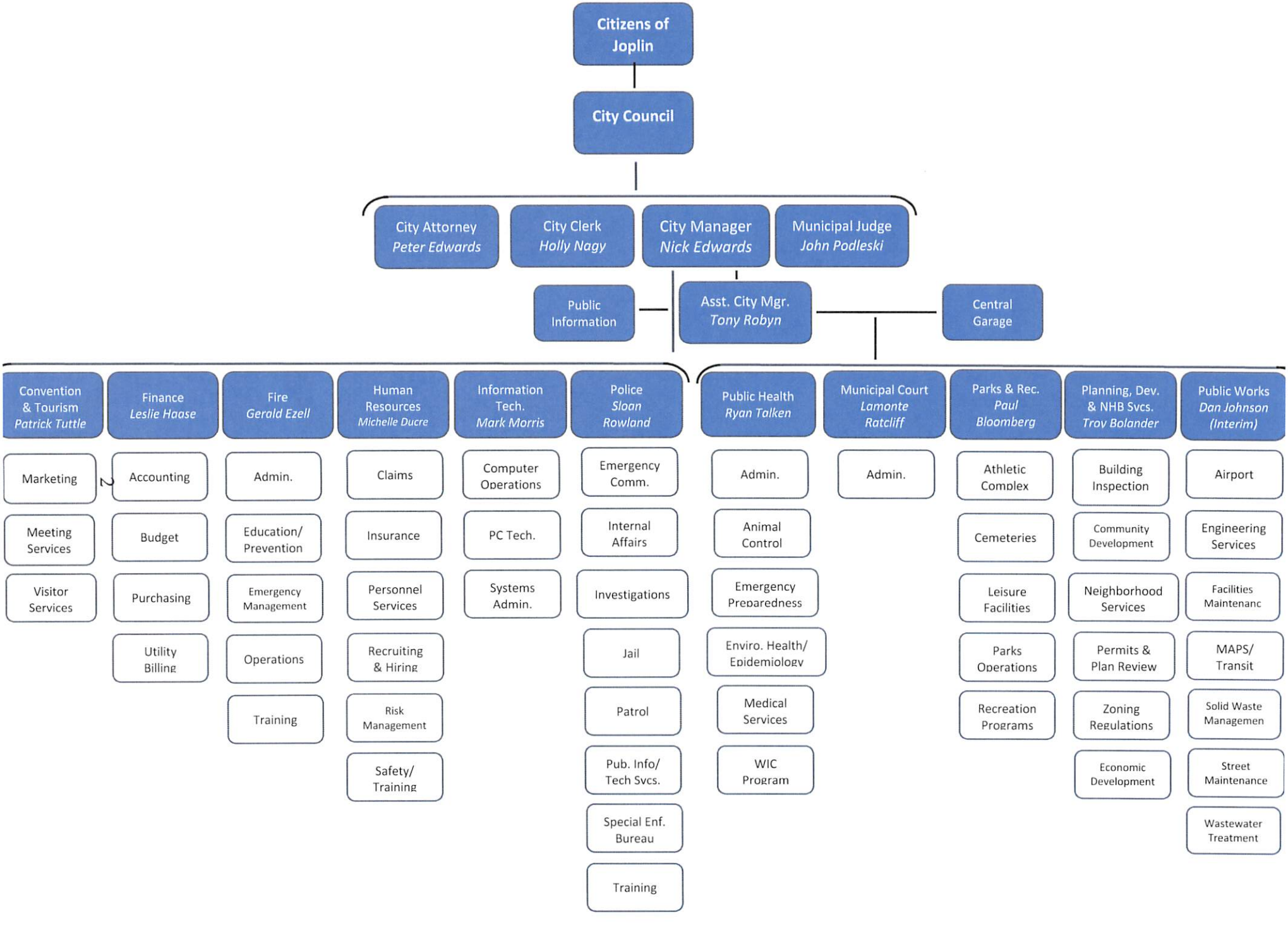
Citizens of Joplin
City Council
City Attorney Peter Edwards
City Clerk Holly Nagy
City Manager Nick Edwards
Municipal Judge John Podleski
Public Information
Asst. City Mgr. Tony Robyn
Central Garage
Convention & Tourism Patrick Tuttle
Marketing
Meeting Services
Visitor Services
Finance Leslie Haase
Accounting
Budget
Purchasing
Utility Billing
Fire Gerald Ezell
Admin.
Education/ Prevention
Emergency Management
Operations
Training
Human Resources Michelle Ducre
Claims
Insurance
Personnel Services
Recruiting & Hiring
Risk Management
Safety/ Training
Information Tech. Mark Morris
Computer Operations
PC Tech.
Systems Admin.
Police Sloan Rowland
Emergency Comm.
Internal Affairs
Investigations
Jail
Patrol
Pub. Info/ Tech Svcs.
Special Enf. Bureau
Training
Public Health Ryan Talken
Admin.
Animal Control
Emergency Preparedness
Enviro. Health/ Epidemiology
Medical Services
WIC Program
Municipal Court Lamonte Ratcliff
Admin.
Parks & Rec. Paul Bloomberg
Athletic Complex
Cemeteries
Leisure Facilities
Parks Operations
Recreation Programs
Planning, Dev. & NHB Svcs. Troy Bolander
Building Inspection
Community Development
Neighborhood Services
Permits & Plan Review
Zoning Regulations
Economic Development
Public Works Dan Johnson (Interim)
Airport
Engineering Services
Facilities Maintenanc
MAPS/ Transit
Solid Waste Managemen
Street Maintenance
Wastewater Treatment

CITY OFFICIALS

CITY MANAGER

Nick Edwards

CITY OFFICIALS

Tony Robyn	*Assistant City Manager*
Peter Edwards	*City Attorney*
Holly Nagy	*City Clerk*
John Podleski	*Municipal Judge*
Leslie Haase	*Finance Director*
Sloan Rowland	*Police Chief*
Gerald Ezell	*Fire Chief*
Ryan Talken	*Community Health Director*
Daniel Johnson	*Interim Public Works Director*
Troy Bolander	*Planning, Development & Neighborhood Services Director*
Mark Morris	*Information Technology Director*
Patrick Tuttle	*Convention & Visitors Bureau Director*
Lamonte Ratcliff	*Municipal Court Administrator*
Paul Bloomberg	*Parks & Recreation Director*
Michelle Ducre	*Human Resources Director/Risk Manager*
Lynn Onstot	*Public Information Officer*

Capital Expenditures

Infrastructure Improvements

Street Construction Projects		
Street Maintenance (2)	$ 150,000	
Neighborhood Improvement (2)	500,000	
Street Projects (Overlay) (2)	1,000,000	
15th Street Extension (ROW) (4)	20,000	
Replacement Box Culvert - Cox Avenue (CDBG Entitlement) (4)	340,000	
Total Street Construction Projects		*$ 2,010,000*
Capital Improvement Sales Tax Projects (3)		
TC0608 - Zora - Rangeline to MO 249 (ROW)	$ 250,000	
TC0611 - 20th Street - Schifferdecker to Country Club Road (ROW)	720,000	
TC0603 - Neighborhood Transportation Improvements (Sidewalk Construction)	150,000	
TC0601 - 32nd Street - Schifferdecker to Country Club Road (Construction)	3,250,000	
TC0602 - 32nd Street - Country Club to Central City Road (Construction)	3,250,000	
TC0604 - Street Surface Repair	675,000	
TC0606 - Connecticut - 32nd to 44th (Construction)	5,100,000	
TC0608 - Zora - Rangeline to MO 249 (Construction)	5,850,000	
TC0612 - 20th Street - Schifferdecker to Country Club Road (Design)	500,000	
TC0610 - 6th Street & Virginia Parking Garage Modifications (Construction)	4,000,000	
TC0516 - Existing Traffic Signal Upgrades - 4th & Murphy (Design)	400,000	
TC0605 - Intersection Improvements - 4th & Murphy Intersection	700,000	
Total Capital Improvement Sales Tax Projects		*24,845,000*
Streetscape Projects		
Main Street - 8th to 15th Street (4)	$ 5,500,000	
Total Streetscape Projects		*5,500,000*
Parks & Recreation Projects (1)		
TS0510 - McClelland to Town Green Via Tin Cup Trail - Phase 1	$ 300,000	
TS0520 - Low Water Bridge to Grand Falls Trail	1,135,000	
TS0701 - Ewert Park Splash Park w/Ice Ribbon	5,000,000	
TS0704 - Ewert Park Kiosk & Interpretive Signage	29,375	
TS0707 - Overlay/Resurface Sports Courts	64,000	
TS0708 - Park Beautification - 1/2-Ton Extended Cab 4x4 Truck	28,000	
TS0708 - Park Beautification - Park Entryway Sign (6)	80,000	
TS0711 - Tin Cup Trail Phase II	1,000,000	
Total Parks & Recreation Projects		*7,636,375*
Stormwater Projects (1)		
TS0609 - Ditch & Culvert Improvements, Connecticut Between 32nd & 35th	$ 656,000	
TS0610 - Ditch & Culvert Improvements, Connecticut Between 35th & 37th	518,000	
TS0801 - Minor System Improvements	200,000	
TS0807 - 17th & Mina Ave (Design)	292,880	
TS0807 - 17th & Mina Ave (ROW)	234,310	
TS0812 - 26th Street Twin Culverts (Design)	87,480	
Total Stormwater Projects		*1,988,670*
Sanitary Sewer Projects (5)		
East 20th Street Sewer Extension (ROW)	$ 100,000	
Re-Route Golf Links Force Main (ROW)	35,000	
Re-Route 4th & Highview Sewer (Construction)	350,000	
East 7th Street Sewer Extension - Phase 2 of 2 (Construction)	800,000	
East Baker's Branch Sewer Extension - Phase 2 of 2 (Construction)	900,000	
East 20th Street Sewer Extension (Design)	300,000	
I & I Rehabilitation	1,500,000	
Tin Cup Parallel Line (Construction)	4,000,000	
Crane Road & Arbor Hills Lift Station Elimination	2,000,000	
Cleveland Lift Station Consolidation (Design)	400,000	
Replacement Freeman Interceptor (Design)	105,000	
20th & Malang Force Main to Shoal Creek Treatment Plant (Design)	500,000	
Total Sanitary Sewer Projects		*$ 10,990,000*
TOTAL INFRASTRUCTURE IMPROVEMENTS		***$ 52,970,045***

Infrastructure Improvement Funding:

(1) Fund 130 - Parks & Stormwater Sales Tax
(2) Fund 140 - Transportation Sales Tax
(3) Fund 145 - Capital Improvement Sales Tax
(4) Fund 305 - Infrastructure Improvements
(5) Fund 415 - Sanitary Sewer

Capital Expenditures

By Department

General Fund	
City Manager - Administration:	
Audio Visual System - 5th Floor	$ 7,000
Replacement Table & Chairs - 2nd Floor Conference Room	10,000
Downtown Holiday Improvements	10,000
Replacement Computer	1,000
City Clerk - Administration:	
Replacement Computer (3)	3,000
Legal Services - City Prosecutor:	
Replacement Laptop	1,200
Human Resources - Personnel Services:	
Replacement Computer	1,000
Integrated HRIS System	60,000
Integrated Benefits Management Software	55,000
Community Planning - Building Regulations:	
Replacement 1/2-Ton Extended Cab 4x4 Truck	28,000
Advanced Desktop	3,000
Finance - Accounting Services:	
Time & Attendance System	125,000
Self-Service Portal	7,000
Information Technology - Administration:	
Replacement Advanced Computer (5)	8,750
Replacement Server	15,000
Municipal Court - Administration:	
Audio Visual System - Conference Room	3,000
Public Works - City Facility Maintenance:	
Replacement Floor - Jail Booking Area	20,500
Public Works - City Hall Maintenance:	
Rooftop Ladder (2)	8,000
Replacement Computer	1,000
Public Works - Engineering:	
Replacement 1/2-Ton Regular Cab 4x4 Truck	27,500
Police - Administration:	
Audio Visual System - Conference Room	3,000
Police - Uniform Services:	
Replacement K9 SUV (3)	112,500
Replacement K9 SUV Equipment (3)	63,000
Crash Reconstruction Drag Sled & Scale	1,500
Replacement K9	15,000
K9 Kennel	4,500
Police - Professional Standards:	
Replacement Computer (3)	3,000
Police - Jail Services:	
Replacement Taser (5)	9,750
Replacement Computer (2)	2,000
Police - Special Services:	
Replacement Advanced Desktop Computer	1,750
Police - Federal Grants:	
Cyber Crimes Equipment	10,000
Hazardous Moving Violation Equipment	5,000

Capital Expenditures

By Department

General Fund (Continued)			
Fire - Administration:			
Replacement Ruggedized Tablet	$ 4,400		
Audio Visual System - Conference Room	3,000		
Fire - Operations:			
Replacement SUV	37,500		
Replacement SUV Equipment	5,500		
Replacement Fire Engine 4	900,000		
Replacement Air-Pack Fill Station/Compressor	85,000		
Replacement Truck Emergency Operating Equipment	13,000		
Replacement Frontline Attack Hose/Nozzle (7)	150,000		
Parks & Recreation - Cemeteries:			
Replacement Zero-Turn Mower	20,000		
Replacement Tamper	4,500		
Replacement Dethatcher Power Rake	2,500		
Neighborhood Improvement - Proposition Action:			
City Hall 1st Floor Remodel	183,900		
Total General Fund		**$**	**2,035,250**
Public Safety Sales Tax Fund			
Police:			
Replacement SUV (11)	$ 412,500		
Replacement SUV Equipment - Patrol (6)	108,000		
Replacement SUV Equipment - Supervisor (5)	70,000		
Audio Visual HD System - Interview Rooms (4)	33,000		
Replacement Server for Body Camera/Car Video System	30,000		
Replacement Body Camera (13)	26,260		
Air Conditioning for Outdoor K9 Kennel - Police Department Lot	7,000		
Central Square Pro Suite Upgrade	350,000		
Ruggedized Laptop (29)	87,000		
Docking Station (20)	8,300		
Laptop Cabinet	2,500		
Fire:			
Fire Brush Truck - Station 7	50,000		
Replacement Fire Engine 6	900,000		
Confined Space Equipment - Engine 7	27,000		
Cardiac Monitor - Engine 7	33,500		
Public Safety Training Center:			
Replacement Parking Lot Light (6)	6,000		
Floor Polisher	1,500		
Replacement Projector Screen	15,000		
Replacement Advanced Computer	1,750		
Replacement 2-in-1 Laptop (4)	8,600		
Replacement Laptop (10)	12,000		
Total Public Safety Tax Fund		**$**	**2,189,910**

Capital Expenditures

By Department

Convention & Tourism Fund			
Administration:			
Visitor Kiosk	$ 6,000		
Special Projects:			
Grand Falls Wayfinding	25,000		
Tri-State Marker	8,000		
Total Convention & Tourism Fund		**$**	**39,000**
Health & Welfare Fund			
Administration:			
Replacement Sedan	$ 18,500		
Replacement Computer	1,000		
Environmental Health:			
Replacement Tablet (4)	10,000		
Animal Control:			
Replacement 3/4-Ton Cab & Chassis	31,500		
Federal Grants:			
Electronic Medical Records System	22,000		
Total Health & Welfare Fund		**$**	**83,000**
Parks & Recreation Fund			
Administration:			
Replacement Computer	$ 1,000		
Pools:			
Replacement Chemical Controller (2) Schifferdecker	18,000		
Replacement Chemical Pump (2) Schifferdecker	4,000		
Repair Open Flume Speed Slide - Schifferdecker	4,000		
Museum Operations:			
Replacement Roof - Phase 3 of 3	46,000		
Athletic Complex:			
Replace HVAC System	7,500		
Replacement Field Groomer	28,000		
Replacement Zero-Turn Mower	20,000		
Audio Visual System - Conference Room	3,000		
Replacement Computer	1,000		
Stadium Maintenance:			
Replacement Clubhouse Floor - Joe Becker	12,000		
Replacement Sports Field Mower	55,000		
Parks & Public Grounds:			
Replacement 3/4-Ton Trash Truck (Transfer from Animal Control)	8,500		
Replacement Truck Mounted Dumpster with Lift	29,400		
Replacement 1/2-Ton Regular Cab 4x4 Truck	27,500		
Transfer Dump Truck from Street Department	6,500		
Total Parks & Recreation Fund		**$**	**271,400**
Solid Waste Management			
Planning & Management Administration:			
Replacement Leaf Vacuum (2)	$ 160,000		
Total Solid Waste Management		**$**	**160,000**

Capital Expenditures

By Department

Parks & Stormwater Sales Tax Fund			
Stormwater Projects:			
TS0609 - Ditch & Culvert Improvements, Connecticut between 32nd & 35th	$ 656,000		
TS0610 - Ditch & Culvert Improvements, Connecticut between 35th & 37th	518,000		
TS0801 - Minor System Improvements	200,000		
TS0807 - 17th & Mina Ave (Design)	292,880		
TS0807 - 17th & Mina Ave (ROW)	234,310		
TS0812 - 26th Street Twin Culverts (Design)	87,480		
Parks & Recreation Projects:			
TS0510 - McClelland to Town Green Via Tin Cup Trail - Phase 1	300,000		
TS0520 - Low Water Bridge to Grand Falls Trail	1,135,000		
TS0701 - Ewert Park Splash Park w/Ice Ribbon	5,000,000		
TS0704 - Ewert Park Kiosk & Interpretive Signage	29,375		
TS0707 - Overlay/Resurface Sports Courts	64,000		
TS0708 - Park Beautification - 1/2-Ton Extended Cab 4x4 Truck	28,000		
TS0708 - Park Beautification - Park Entryway Sign (6)	80,000		
TS0711 - Tin Cup Trail Phase II	1,000,000		
Parks & Recreation - Proposition Action:			
SUV (2)	56,000		
Portable Radio (2)	10,000		
Total Parks & Stormwater Sales Tax Fund		**$**	**9,691,045**
Transportation Sales Tax Fund			
Street Maintenance:			
Replacement 3/4-Ton 10-Wheeler Dump Truck	$ 250,000		
Replacement 20-Ton Flat Bed Trailer	40,000		
Replace Tractor with Long Arm Mower	230,000		
Street Maintenance	150,000		
Neighborhood Improvement	500,000		
Street Projects (Overlay)	1,000,000		
Traffic Control:			
Paint Grinder	22,000		
Traffic Signal Maintenance:			
Replacement Traffic Signal Controller (10)	35,000		
Replacement Traffic Signal Control Box (3)	25,000		
Paratransit System:			
Carpet Replacement	12,000		
Replacement 22' MAPS Vehicle (2)	250,000		
Replacement Trolley Vehicle	135,000		
CDL Training Program	8,000		
Ride Scheduling/Dispatch Software	125,000		
Total Transportation Sales Tax Fund		**$**	**2,782,000**
Capital Improvement Sales Tax Fund			
Capital Improvement Projects:			
TC0608 - Zora - Rangeline to MO 249 (ROW)	$ 250,000		
TC0611 - 20th Street - Schifferdecker to Country Club Road (ROW)	720,000		
TC0603 - Neighborhood Transportation Improvements (Sidewalk Construction)	150,000		
TC0601 - 32nd Street - Schifferdecker to Country Club Road (Construction)	3,250,000		
TC0602 - 32nd Street - Country Club to Central City Road (Construction)	3,250,000		

Capital Expenditures

By Department

Capital Improvement Sales Tax Fund (Continued)		
Capital Improvement Projects:		
TC0604 - Street Surface Repair	$ 675,000	
TC0606 - Connecticut - 32nd to 44th (Construction)	5,100,000	
TC0608 - Zora - Rangeline to MO 249 (Construction)	5,850,000	
TC0612 - 20th Street - Schifferdecker to Country Club Road (Design)	500,000	
TC0610 - 6th Street & Virginia Parking Garage Modifications (Construction)	4,000,000	
TC0516 - Existing Traffic Signal Upgrades - 4th & Murphy (Design)	400,000	
TC0605 - Intersection Improvements - 4th & Murphy Intersection	700000	
Community Planning Fund		**$ 24,845,000**
State Grants:		
Replacement Laptop	$ 1,200	
Total Community Planning Fund		**$ 1,200**
Infrastructure Improvement Fund		
Infrastructure Projects:		
15th Street Extension (ROW)	$ 20,000	
Tree City USA	25,000	
Replacement Box Culvert - Cox Avenue (CDBG Entitlement)	340,000	
Streetscape Project - Main Street - 8th to 15th Street	5,500,000	
Total Infrastructure Improvement Fund		**$ 5,885,000**
Regional Airport Fund		
Airport:		
Replacement Carpet - Terminal Building - Phase 2 & 3 of 3	$ 90,000	
Roof Repair - Terminal Building	10,000	
Replacement Carpet - General Aviation Terminal Community Room	6,500	
Replacement Roof - Tamko Hangar	35,000	
Paint - Tamko Hangar	25,000	
Replacement 1/2-Ton Regular Cab 2WD Truck with Extended Cab 4x4 Truck	27,500	
Replacement Tractor	75,000	
Replacement Utility Vehicle with Dump Bed	20,000	
Electronic Finger Printing Device	12,000	
Airport Self-Inspection Software	7,000	
Replacement Computer (2)	2,000	
Total Regional Airport Fund		**$ 310,000**
Golf Course Fund		
Administration:		
Replacement Computer	$ 1,000	
Grounds Maintenance:		
Replacement Fairway Mower (2)	160,000	
Irrigation Parts	10,000	
Total Golf Course Fund		**$ 171,000**
Sanitary Sewer Fund		
Billing & Collection:		
Replacement Computer	$ 1,000	
Sewer Treatment:		
Replacement Nova Filter (4) - Shoal Creek	3,500,000	
Replacement Exhaust System - Turkey Creek Press Building	75,000	
Replacement Tractor	85,000	

Capital Expenditures

By Department

Sanitary Sewer Fund (Continued)		
Sewer Treatment		
Replacement Zero-Turn Mower	$ 20,000	
Replacement 1/2-Ton Regular Cab 4x4 Truck	28,000	
Replacement Generator - Tin Cup Lift Station	75,000	
Replacement SCADA Software - Turkey Creek & Shoal Creek	580,000	
Laptop	1,200	
Sewer Maintenance		
East 20th Street Sewer Extension (ROW)	100,000	
Re-Route Golf Links Force Main (ROW)	35,000	
Re-Route 4th & Highview Sewer (Construction)	350,000	
East 7th Street Sewer Extension - Phase 2 of 2 (Construction)	800,000	
East Baker's Branch Sewer Extension - Phase 2 of 2 (Construction)	900,000	
East 20th Street Sewer Extension (Design)	300,000	
I & I Rehabilitation	1,500,000	
Tin Cup Parallel Line (Construction)	4,000,000	
Crane Road & Arbor Hills Lift Station Elimination	2,000,000	
Cleveland Lift Station Consolidation (Design)	400,000	
Replacement Freeman Interceptor (Design)	105,000	
20th & Malang Force Main to Shoal Creek Treatment Plant (Design)	500,000	
Total Sanitary Sewer Fund		**$ 15,355,200**
Central Garage Fund		
Replacement Computer (2)	$ 2,000	
Total Central Garage Fund		**$ 2,000**
Emergency Communications Fund		
Dispatch Services:		
Replacement Dispatch Console (2) - Phase 1 of 3	$ 44,358	
Radio Services:		
Replace Portable XTS5000 Radio with APX6000 (39)	200,070	
Replace Mobile XTL5000 Radio with APX6500 (34)	176,460	
Replace Mobile XTL2500 Radio with APX6500 (10)	51,900	
Replacing all Radios - Phase 3 of 4		
Replacement Radio Repeater (2)	31,450	
Radio Repeater (3)	47,175	
Replacement Base Station (11)	100,650	
Total Emergency Communications Fund		**$ 652,063**
TOTAL CAPITAL EXPENDITURES		**$ 64,473,068**

Positions by Fund

Full-Time Equivalent (FTE) Breakdown

	FY 2023 Adopted Budget	Adopted FTE Breakdown	
		Full-Time FTE	Part-Time FTE
GENERAL FUND			
City Manager	4.15	4.00	0.15
City Clerk	2.00	2.00	-
Legal Services	6.25	5.00	1.25
Human Resources	4.40	4.40	-
Building Regulations	6.00	6.00	-
Finance	10.00	10.00	-
Information Technology	6.00	6.00	-
Municipal Court	9.50	9.00	0.50
Public Works	17.40	17.40	-
Police	109.80	106.00	3.80
Fire	71.00	71.00	-
Cemeteries	7.20	5.00	2.20
Emergency Management	2.00	2.00	-
Neighborhood Improvement	4.20	4.20	-
Total General Fund	**259.90**	**252.00**	**7.90**
SPECIAL REVENUE FUNDS			
Public Safety Sales Tax	64.00	64.00	-
Convention & Tourism	4.25	4.25	-
Health & Welfare	32.80	29.00	3.80
Parks & Recreation	44.35	23.85	20.50
Solid Waste Management	4.20	4.20	-
Parks & Stormwater Sales Tax	18.65	15.65	3.00
Transportation Sales Tax	59.20	51.20	8.00
Capital Improvements Sales Tax	1.75	1.75	-
Community Planning	7.80	7.80	-
Total Special Revenue Funds	**237.00**	**201.70**	**35.30**
ENTERPRISE FUNDS			
Regional Airport	12.80	10.80	2.00
Municipal Golf Course	10.50	4.00	6.50
Sanitary Sewer	53.95	50.70	3.25
Total Enterprise Funds	**77.25**	**65.50**	**11.75**
INTERNAL SERVICE FUNDS			
Central Garage	4.20	4.20	-
Worker's Compensation	0.30	0.30	-
Liability & Property Self-Insurance	0.30	0.30	-
Emergency Communications	22.00	22.00	-
Total Internal Service Funds	**26.80**	**26.80**	**-**
TOTAL FTE - ALL FUNDS	**600.95**	**546.00**	**54.95**

Not included in FTE Count:

One Public Defender in Municipal Court (Contract)
Nine City Councilors (Stipend)

Positions by Fund

Full-Time Equivalent (FTE) Reconciliation

	FY 2022 Adopted Budgeted Positions	FY 2022 Additions (Deletions)		FYE 2022 Positions	FY 2023 Adopted Additions (Deletions)		FY 2023 Adopted Budgeted Positions
GENERAL FUND							
City Manager	4.15	-		4.15	-		4.15
City Clerk	2.00	-		2.00	-		2.00
Legal Services	6.25	-		6.25	-		6.25
Human Resources	4.40	-		4.40	-		4.40
Building Regulations	6.00	-		6.00	-		6.00
Finance	10.00	-		10.00	-		10.00
Information Technology	6.00	-		6.00	-		6.00
Municipal Court	9.50	-		9.50	-		9.50
Public Works	17.40	-		17.40	-		17.40
Police	109.80	-		109.80	-		109.80
Fire	71.00	-		71.00	-		71.00
Cemeteries	7.20	-		7.20	-		7.20
Emergency Management	2.00	-		2.00	-		2.00
Neighborhood Improvement	4.20	-		4.20	-		4.20
Total General Fund	**259.90**	**-**		**259.90**	**-**		**259.90**
SPECIAL REVENUE FUNDS							
Public Safety Sales Tax	55.00	3.00	(1)	58.00	6.00	(3)	64.00
Convention & Tourism	4.25	-		4.25	-		4.25
Health & Welfare	31.80	-		31.80	1.00	(4)	32.80
Parks & Recreation	42.65	-		42.65	1.70	(5) (8)	44.35
Solid Waste Management	4.20	-		4.20	-		4.20
Parks & Stormwater Sales Tax	15.35	-		15.35	3.30	(6) (8) (9)	18.65
Transportation Sales Tax	59.20	-		59.20	-		59.20
Capital Improvements Sales Tax	1.75	-		1.75	-		1.75
Community Planning	7.55	0.25	(2)	7.80	-		7.80
Total Special Revenue Funds	**221.75**	**3.25**		**225.00**	**12.00**		**237.00**
ENTERPRISE FUNDS							
Regional Airport	12.80	-		12.80	-		12.80
Municipal Golf Course	10.50	-		10.50	-		10.50
Sanitary Sewer	52.95	-		52.95	1.00	(7)	53.95
Total Enterprise Funds	**76.25**	**-**		**76.25**	**1.00**		**77.25**
INTERNAL SERVICE FUNDS							
Central Garage	4.20	-		4.20	-		4.20
Worker's Compensation	0.30	-		0.30	-		0.30
Liability & Property Self-Insurance	0.30	-		0.30	-		0.30
Emergency Communications	22.00	-		22.00	-		22.00
Total Internal Service Funds	**26.80**	**-**		**26.80**	**-**		**26.80**
TOTAL FTE - ALL FUNDS	**584.70**	**3.25**		**587.95**	**13.00**		**600.95**

(1) 3 Firefighter/EMT positions added (3.00 FTE).
(2) Change due to grant funding.
(3) 3 Firefighter/EMT positions (3.00 FTE) and 3 Fire Captain positions (3.00 FTE) added.
(4) Add Administrative Assistant position (1.00 FTE) due to WIC funding.
(5) Changed Utility Worker position to Laborer I (1.00 FTE) and moved from Parks: Memorial Hall to Parks & Public Grounds.
(6) Add 2 Park Ranger positions (2.00 FTE).
(7) Add Wastewater Plant Technician position (1.00 FTE).
(8) Moved 2 Part-Time Laborer positions (.90 FTE), Concession Supervisor (.40 FTE) and Cashier (.40 FTE) from Parks Stormwater Sales Tax Fund to Parks & Recreation Fund.
(9) Add Assistant Parks Director (1.00 FTE) and 2 Laborer II positions (2.00 FTE) in Parks & Stormwater Sales Tax Fund.

Positions by Fund

Full-Time Equivalent (FTE)

	FYE 2021 Actual	FYE 2022 Actual	FY 2023 Adopted Budget
GENERAL FUND			
City Manager	4.00	4.15	4.15
City Clerk	2.00	2.00	2.00
Legal Services	6.25	6.25	6.25
Human Resources	3.60	4.40	4.40
Building Regulations	6.00	6.00	6.00
Finance	10.00	10.00	10.00
Information Technology	6.00	6.00	6.00
Municipal Court	9.50	9.50	9.50
Public Works	17.40	17.40	17.40
Police	109.80	109.80	109.80
Fire	71.00	71.00	71.00
Cemeteries	7.20	7.20	7.20
Emergency Management	2.00	2.00	2.00
Neighborhood Improvement	4.20	4.20	4.20
Total General Fund	**258.95**	**259.90**	**259.90**
SPECIAL REVENUE FUNDS			
Public Safety Sales Tax	55.00	58.00	64.00
Convention & Tourism	4.25	4.25	4.25
Health & Welfare	31.80	31.80	32.80
Parks & Recreation	42.65	42.65	44.35
Solid Waste Management	4.20	4.20	4.20
Parks & Stormwater Sales Tax	15.35	15.35	18.65
Transportation Sales Tax	59.20	59.20	59.20
Capital Improvements Sales Tax	1.75	1.75	1.75
Community Planning	7.55	7.80	7.80
Total Special Revenue Funds	**221.75**	**225.00**	**237.00**
ENTERPRISE FUNDS			
Regional Airport	12.80	12.80	12.80
Municipal Golf Course	10.50	10.50	10.50
Sanitary Sewer	52.95	52.95	53.95
Total Enterprise Funds	**76.25**	**76.25**	**77.25**
INTERNAL SERVICE FUNDS			
Central Garage	4.20	4.20	4.20
Worker's Compensation	0.80	0.30	0.30
Liability & Property Self-Insurance	0.60	0.30	0.30
Emergency Communications	22.00	22.00	22.00
Total Internal Service Funds	**27.60**	**26.80**	**26.80**
TOTAL FTE - ALL FUNDS	**584.55**	**587.95**	**600.95**

Not included in FTE Count:

One Public Defender in Municipal Court (Contract)
Nine City Councilors (Stipend)


CITY OF JOPLIN
STATE OF MISSOURI
ZINC IS KING
ADOPTED 1911

Budget Summary

	Governmental Funds	Proprietary Funds	Component Units	Total All Funds
REVENUES				
Taxes	$ 69,245,850	$ -	$ 1,061,750	$ 70,307,600
Licenses & Permits	1,897,100	-	-	1,897,100
Fines & Forfeitures	749,100	-	-	749,100
Service Charges & User Fees	3,584,550	24,516,193	-	28,100,743
Charges & Assessments	1,388,614	9,480,529	-	10,869,143
Other Income & Donations	503,900	871,550	250	1,375,700
Intergovernmental	14,002,752	1,742,446	-	15,745,198
TOTAL REVENUES	**$ 91,371,866**	**$ 36,610,718**	**$ 1,062,000**	**$ 129,044,584**
EXPENDITURES				
General Government	$ 6,881,100	$ 11,996,550	$ 1,162,000	$ 20,039,650
Public Safety	33,338,364	1,960,579	-	35,298,943
Public Works	2,516,460	2,757,729	-	5,274,189
Highways & Streets	37,036,569	-	-	37,036,569
Environmental	3,158,222	11,604,004	-	14,762,226
Health Services	2,883,041	-	-	2,883,041
Culture & Recreation	13,532,120	871,468	-	14,403,588
Social Services	5,677,842	-	-	5,677,842
Debt Service	-	278,626	-	278,626
Infrastructure/Economic Development	8,437,000	-	-	8,437,000
TOTAL EXPENDITURES	**$ 113,460,718**	**$ 29,468,956**	**$ 1,162,000**	**$ 144,091,674**
EXCESS REVENUES OVER (UNDER) EXPEN.	**$ (22,088,852)**	**$ 7,141,762**	**$ (100,000)**	**$ (15,047,090)**
OTHER FINANCING SOURCES (USES)				
Transfers In	$ 11,398,502	$ 821,000	$ -	12,219,502
Transfers Out	(13,421,394)	(1,802,057)	-	(15,223,451)
TOTAL OTHER FINANCING SOURCES (USES)	**$ (2,022,892)**	**$ (981,057)**	**$ -**	**$ (3,003,949)**
NET CHANGE IN FUND BALANCE	**$ (24,111,744)**	**$ 6,160,705**	**$ (100,000)**	**$ (18,051,039)**
FUND BALANCE, BEGINNING OF YEAR	**$ 81,746,848**	**$ 159,406,960**	**$ 10,898,997**	**$ 252,052,805**
FUND BALANCE, END OF YEAR	**$ 57,635,104**	**$ 165,567,665**	**$ 10,798,997**	**$ 234,001,766**
FUND BALANCE SUMMARY:				
Invested in Capital Assets (Proprietary Funds)	$ -	$ 140,016,032	$ -	$ 140,016,032
Restricted for Debt Service	-	3,703,761	-	3,703,761
Reserved for Equipment Replacement	-	-	-	-
Other Reserves/Designations	17,772,999	-	-	17,772,999
Unrestricted Fund Balance/Net Assets	39,862,105	21,847,872	10,798,997	72,508,974
TOTAL FUND BALANCE SUMMARY	**$ 57,635,104**	**$ 165,567,665**	**$ 10,798,997**	**$ 234,001,766**

Summary of Governmental Funds

	General Fund	1/2-Cent Sales Tax Pension	Public Safety Sales Tax Fund	Convention & Tourism Fund	Health & Welfare Fund	Parks & Recreation Fund	Solid Waste Management Fund
REVENUES							
Taxes	$ 24,852,000	$ 9,201,000	$ 9,201,000	$ 1,510,000	$ 518,200	$ 518,200	$ 518,200
Licenses & Permits	1,871,300	-	-	-	-	1,500	-
Fines & Forfeitures	749,100	-	-	-	-	-	-
Service Charges & User Fees	146,500	-	6,000	-	10,650	561,500	2,715,000
Charges & Assessments	220,014	-	-	1,000	118,600	-	30,000
Other Income & Donations	342,900	-	-	500	11,000	30,000	-
Federal Grants	558,942	-	-	-	400,599	-	-
State Grants	82,700	-	-	22,500	752,709	-	81,780
Local Grants	201,800	-	-	-	51,000	-	-
TOTAL REVENUES	**$ 29,025,256**	**$ 9,201,000**	**$ 9,207,000**	**$ 1,534,000**	**$ 1,862,758**	**$ 1,111,200**	**$ 3,344,980**
EXPENDITURES							
General Government	$ 6,828,189	$ -	$ -	$ -	$ -	$ -	$ 52,911
Public Safety	17,217,654	8,946,000	7,174,710	-	-	-	-
Public Works	2,002,960	-	400,000	-	-	-	-
Highways & Streets	-	-	-	-	-	-	-
Environmental	-	-	-	-	-	-	3,158,222
Health Services	-	-	-	-	2,883,041	-	-
Culture & Recreation	425,411	-	-	1,363,595	-	3,522,756	-
Social Services	2,082,330	-	-	-	-	-	-
Debt Service	-	-	-	-	-	-	-
Infrastructure/Economic Dev.	-	-	-	-	-	-	-
TOTAL EXPENDITURES	**$ 28,556,544**	**$ 8,946,000**	**$ 7,574,710**	**$ 1,363,595**	**$ 2,883,041**	**$ 3,522,756**	**$ 3,211,133**
EXCESS REVENUES OVER (UNDER) EXPENDITURES	**$ 468,712**	**$ 255,000**	**$ 1,632,290**	**$ 170,405**	**$ (1,020,283)**	**$ (2,411,556)**	**$ 133,847**
OTHER FINANCING SOURCES (USES)							
Transfers In	$ 4,932,002	$ -	$ -	$ -	$ 1,020,000	$ 2,446,500	$ -
Transfers Out	(5,114,126)	-	(1,598,519)	(75,164)	(65,364)	(136,607)	(57,803)
TOTAL OTHER FINANCING SOURCES (USES)	**$ (182,124)**	**$ -**	**$ (1,598,519)**	**$ (75,164)**	**$ 954,636**	**$ 2,309,893**	**$ (57,803)**
NET CHANGE IN FUND BALANCE	**$ 286,588**	**$ 255,000**	**$ 33,771**	**$ 95,241**	**$ (65,647)**	**$ (101,663)**	**$ 76,044**
FUND BALANCE, BEG. OF YEAR	**$ 20,305,358**	**$ 3,722,633**	**$ 7,844,477**	**$ 1,630,950**	**$ 1,855,541**	**$ 183,158**	**$ 1,877,683**
FUND BALANCE, END OF YEAR	**$ 20,591,946**	**$ 3,977,633**	**$ 7,878,248**	**$ 1,726,191**	**$ 1,789,894**	**$ 81,495**	**$ 1,953,727**
FUND BALANCE SUMMARY:							
Reserved for Contingency-PS	$ -	$ -	$ 1,367,524	$ -	$ -	$ -	$ -
Unrest. Pub. Safety Fund Balance	-	-	6,510,724	-	-	-	-
Reserved for Contingency	5,917,118	-	-	-	-	-	-
Reserved for Equip. Replacement	-	-	-	-	-	-	-
Other Reserves	-	3,977,633	-	-	-	-	-
Unrestricted Fund Balance	14,674,828	-	-	1,726,191	1,789,894	81,495	1,953,727
TOTAL FUND BALANCE SMRY	**$ 20,591,946**	**$ 3,977,633**	**$ 7,878,248**	**$ 1,726,191**	**$ 1,789,894**	**$ 81,495**	**$ 1,953,727**

Parks & Stormwater Sales Tax Fund	Transportation Sales Tax Fund	Capital Improvement Sales Tax Fund	Community Planning Fund	Economic Development Fund	Amrican Rescue Plan Act Fund	Debt Service Fund	Infrastructure Improv. Fund	Revolving Public Improv. Fund	Total Governmental Funds
$ 4,600,500	$ 11,426,000	$ 6,900,750	$ -	$ -	$ -	$ -	$ -	$ -	$ 69,245,850
-	-	-	24,300	-	-	-	-	-	1,897,100
-	-	-	-	-	-	-	-	-	749,100
-	125,700	-	19,200	-	-	-	-	-	3,584,550
-	928,000	-	50,000	-	-	-	-	41,000	1,388,614
-	99,500	-	-	-	-	-	20,000	-	503,900
-	-	-	2,868,178	-	-	-	6,192,000	-	10,019,719
-	1,107,744	-	457,800	-	-	-	10,000	-	2,515,233
-	15,000	1,200,000	-	-	-	-	-	-	1,467,800
$ 4,600,500	**$ 13,701,944**	**$ 8,100,750**	**$ 3,419,478**	**$ -**	**$ -**	**$ -**	**$ 6,222,000**	**$ 41,000**	**$ 91,371,866**
$ -	$ -	$ -	$ -	$ -	$ -	$ -	$ -	$ -	$ 6,881,100
-	-	-	-	-	-	-	-	-	33,338,364
-	-	-	-	-	-	-	-	113,500	2,516,460
2,706,858	9,325,788	25,003,923	-	-	-	-	-	-	37,036,569
-	-	-	-	-	-	-	-	-	3,158,222
-	-	-	-	-	-	-	-	-	2,883,041
8,220,358	-	-	-	-	-	-	-	-	13,532,120
-	-	-	3,595,512	-	-	-	-	-	5,677,842
-	-	-	-	-	-	-	-	-	-
-	-	-	-	-	-	-	8,437,000	-	8,437,000
$ 10,927,216	**$ 9,325,788**	**$ 25,003,923**	**$ 3,595,512**	**$ -**	**$ -**	**$ -**	**$ 8,437,000**	**$ 113,500**	**$ 113,460,718**
$ (6,326,716)	**$ 4,376,156**	**$ (16,903,173)**	**$ (176,034)**	**$ -**	**$ -**	**$ -**	**$ (2,215,000)**	**$ (72,500)**	**$ (22,088,852)**
$ -	$ -	$ -	$ -	$ -	$ -	$ -	$ 3,000,000	$ -	$ 11,398,502
(613,264)	(5,325,761)	(421,057)	(13,729)	-	-	-	-	-	(13,421,394)
$ (613,264)	**$ (5,325,761)**	**$ (421,057)**	**$ (13,729)**	**$ -**	**$ -**	**$ -**	**$ 3,000,000**	**$ -**	**$ (2,022,892)**
$ (6,939,980)	**$ (949,605)**	**$ (17,324,230)**	**$ (189,763)**	**$ -**	**$ -**	**$ -**	**$ 785,000**	**$ (72,500)**	**$ (24,111,744)**
$ 7,547,744	**$ 12,133,229**	**$ 19,614,818**	**$ 510,390**	**$ 3,816,577**	**$ -**	**$ -**	**$ 145,039**	**$ 559,251**	**$ 81,746,848**
$ 607,764	**$ 11,183,624**	**$ 2,290,588**	**$ 320,627**	**$ 3,816,577**	**$ -**	**$ -**	**$ 930,039**	**$ 486,751**	**$ 57,635,104**
$ -	$ -	$ -	$ -	$ -	$ -	$ -	$ -	$ -	$ 1,367,524
-	-	-	-	-	-	-	-	-	6,510,724
-	-	-	-	-	-	-	-	-	5,917,118
-	-	-	-	-	-	-	-	-	-
-	-	-	-	-	-	-	-	-	3,977,633
607,764	11,183,624	2,290,588	320,627	3,816,577	-	-	930,039	486,751	39,862,105
$ 607,764	**$ 11,183,624**	**$ 2,290,588**	**$ 320,627**	**$ 3,816,577**	**$ -**	**$ -**	**$ 930,039**	**$ 486,751**	**$ 57,635,104**

Summary of Proprietary Funds

	Airport Fund	Golf Course Fund	Sanitary Sewer Fund	Central Garage Fund
REVENUES				
Taxes	$ -	$ -	$ -	$ -
Licenses & Permits	-	-	-	-
Fines & Forfeitures	-	-	-	-
Service Charges & User Fees	787,845	731,800	19,480,000	-
Charges & Assessments	-	10,000	280,000	1,683,000
Other Income & Donations	10,000	2,500	2,550	-
Federal Grants	1,742,446	-	-	-
State Grants	-	-	-	-
Local Grants	-	-	-	-
TOTAL REVENUES	**$ 2,540,291**	**$ 744,300**	**$ 19,762,550**	**$ 1,683,000**
EXPENSES				
General Government	$ -	$ -	$ 1,014,529	$ 1,503,876
Public Safety	-	-	-	-
Public Works	2,757,729	-	-	-
Highways & Streets	-	-	-	-
Environmental	-	-	11,604,004	-
Health Services	-	-	-	-
Culture & Recreation	-	871,468	-	-
Social Services	-	-	-	-
Debt Service	-	-	278,626	-
TOTAL EXPENSES	**$ 2,757,729**	**$ 871,468**	**$ 12,897,159**	**$ 1,503,876**
EXCESS OF REVENUES OVER (UNDER) EXP.	**$ (217,438)**	**$ (127,168)**	**$ 6,865,391**	**$ 179,124**
OTHER FINANCING SOURCES (USES)				
Transfers In	$ 650,000	$ 171,000	$ -	$ -
Transfers Out	(164,501)	(30,431)	(1,473,596)	(46,787)
TOTAL OTHER FINANCING SOURCES (USES)	**$ 485,499**	**$ 140,569**	**$ (1,473,596)**	**$ (46,787)**
NET CHANGE IN NET ASSETS	**$ 268,061**	**$ 13,401**	**$ 5,391,795**	**$ 132,337**
NET ASSETS, BEGINNING OF YEAR	**$ 50,806,001**	**$ 617,440**	**$ 99,327,525**	**$ 557,063**
NET ASSETS, END OF YEAR	**$ 51,074,062**	**$ 630,841**	**$ 104,719,320**	**$ 689,400**
NET ASSETS SUMMARY:				
Invested in Capital Assets	$ 47,324,835	$ 630,717	$ 89,916,866	$ 293,404
Restricted for Capital Replacement	-	-	3,703,761	-
Unrestricted Net Assets	3,749,227	124	11,098,693	395,996
TOTAL NET ASSETS SUMMARY	**$ 51,074,062**	**$ 630,841**	**$ 104,719,320**	**$ 689,400**

Health Self-Insurance Fund	Worker's Compensation Self-Insurance Fund	Liability & Property Self-Insurance Fund	Emergency Comm. Fund	Total Proprietary Funds
$ -	$ -	$ -	$ -	$ -
-	-	-	-	-
-	-	-	-	-
1,205,000	-	-	2,311,548	24,516,193
5,000,000	1,148,695	1,358,834	-	9,480,529
855,000	1,500	-	-	871,550
-	-	-	-	1,742,446
-	-	-	-	-
-	-	-	-	-
$ 7,060,000	**$ 1,150,195**	**$ 1,358,834**	**$ 2,311,548**	**$ 36,610,718**
$ 6,995,800	$ 1,098,696	$ 1,383,649	$ -	$ 11,996,550
-	-	-	1,960,579	1,960,579
-	-	-	-	2,757,729
-	-	-	-	-
-	-	-	-	11,604,004
	-	-	-	-
-	-	-	-	871,468
-	-	-	-	-
-	-	-	-	278,626
$ 6,995,800	**$ 1,098,696**	**$ 1,383,649**	**$ 1,960,579**	**$ 29,468,956**
$ 64,200	**$ 51,499**	**$ (24,815)**	**$ 350,969**	**$ 7,141,762**
$ -	$ -	$ -	$ -	$ 821,000
-	-	-	(86,742)	(1,802,057)
$ -	**$ -**	**$ -**	**$ (86,742)**	**$ (981,057)**
$ 64,200	**$ 51,499**	**$ (24,815)**	**$ 264,227**	**$ 6,160,705**
$ 2,822,995	**$ 1,538,557**	**$ 1,427,994**	**$ 2,309,385**	**$ 159,406,960**
$ 2,887,195	**$ 1,590,056**	**$ 1,403,179**	**$ 2,573,612**	**$ 165,567,665**
$ 7,613	$ -	$ -	$ 1,842,597	$ 140,016,032
-	-	-	-	3,703,761
2,879,582	1,590,056	1,403,179	731,015	21,847,872
$ 2,887,195	**$ 1,590,056**	**$ 1,403,179**	**$ 2,573,612**	**$ 165,567,665**

Summary of Component Units

	Joplin TIF Commission	Joplin Redevelopment Corporation	Total Component Units
REVENUES			
Taxes	$ 1,061,750	$ -	$ 1,061,750
Licenses & Permits	-	-	-
Fines & Forfeitures	-	-	-
Service Charges & User Fees	-	-	-
Charges & Assessments	-	-	-
Other Income & Donations	250	-	250
State Grants	-	-	-
Local Grants	-	-	-
TOTAL REVENUES	**$ 1,062,000**	**$ -**	**$ 1,062,000**
EXPENDITURES			
General Government	$ 1,007,000	$ 155,000	$ 1,162,000
Public Safety	-	-	-
Public Works	-	-	-
Highways & Streets	-	-	-
Environmental	-	-	-
Health Services	-	-	-
Culture & Recreation	-	-	-
Social Services	-	-	-
Debt Service	-	-	-
TOTAL EXPENDITURES	**$ 1,007,000**	**$ 155,000**	**$ 1,162,000**
EXCESS REVENUES OVER (UNDER) EXPENDITURES	**$ 55,000**	**$ (155,000)**	**$ (100,000)**
OTHER FINANCING SOURCES (USES)			
Transfers In	$ -	$ -	$ -
Transfers Out	-	-	-
TOTAL OTHER FINANCING SOURCES (USES)	**$ -**	**$ -**	**$ -**
NET CHANGE IN FUND BALANCE	**$ 55,000**	**$ (155,000)**	**$ (100,000)**
FUND BALANCE, BEGINNING OF YEAR	**$ 1,833,588**	**$ 9,065,409**	**$ 10,898,997**
FUND BALANCE, END OF YEAR	**$ 1,888,588**	**$ 8,910,409**	**$ 10,798,997**
FUND BALANCE SUMMARY:			
Reserved Fund Balance	$ -	$ -	$ -
Unrestricted Fund Balance	1,888,588	8,910,409	10,798,997
TOTAL FUND BALANCE SUMMARY	**$ 1,888,588**	**$ 8,910,409**	**$ 10,798,997**

General Fund


CITY OF JOPLIN
STATE OF MISSOURI
ZINC IS KING
ADOPTED 1917

General Fund

Fund Balance Projection

	FY 2021 Actuals	FY 2022 Adjusted Budget	FY 2022 Estimated Actuals	FY 2023 Adopted Budget
REVENUES				
Taxes	$ 23,724,631	$ 21,658,450	$ 24,480,000	$ 24,852,000
Licenses & Permits	2,293,070	1,739,850	2,033,100	1,871,300
Fines & Forfeitures	847,907	799,200	749,100	749,100
Service Charges & User Fees	218,621	146,700	146,500	146,500
Charges & Assessments	313,491	225,764	245,014	220,014
Other Income & Donations	672,673	423,200	641,595	342,900
Federal Grants	985,814	521,094	550,991	558,942
State Grants	61,483	122,600	88,115	82,700
Local Grants	195,195	197,200	209,172	201,800
TOTAL REVENUES	**$ 29,312,885**	**$ 25,834,058**	**$ 29,143,587**	**$ 29,025,256**
EXPENDITURES				
City Council	$ 522,022	$ 1,072,032	$ 1,060,884	$ 136,443
City Manager	888,338	1,416,035	1,417,853	1,130,922
City Clerk	256,060	284,543	261,043	194,146
Legal Services	661,513	685,684	684,575	719,961
Human Resources	368,151	547,122	540,086	643,925
Building Regulations	552,699	545,004	547,404	584,467
Finance	1,296,394	1,251,610	1,107,116	1,246,889
Information Technology	1,861,658	2,059,773	2,011,037	1,969,440
Municipal Court	769,314	762,962	755,770	786,463
Public Works	1,897,742	2,127,363	2,141,976	2,002,960
Police	9,228,333	9,331,250	9,204,109	9,883,112
Fire	6,114,114	7,038,422	7,035,799	7,120,749
Parks & Recreation	333,118	443,227	430,321	425,411
Emergency Management	191,213	195,833	201,019	213,793
Neighborhood Improvement	265,711	1,294,779	298,445	1,497,863
TOTAL EXPENDITURES	**$ 25,206,380**	**$ 29,055,639**	**$ 27,697,437**	**$ 28,556,544**
EXCESS REVENUES OVER (UNDER) EXPENDITURES	**$ 4,106,505**	**$ (3,221,581)**	**$ 1,446,150**	**$ 468,712**
OTHER FINANCING SOURCES (USES)				
Transfers In	$ 4,686,358	$ 4,770,021	$ 4,750,021	$ 4,932,002
Transfers Out	(5,786,421)	(5,588,626)	(5,638,626)	(5,114,126)
TOTAL OTHER FINANCING SOURCES (USES)	**$ (1,100,063)**	**$ (818,605)**	**$ (888,605)**	**$ (182,124)**
NET CHANGE IN FUND BALANCE	**$ 3,006,442**	**$ (4,040,186)**	**$ 557,545**	**$ 286,588**
FUND BALANCE, BEGINNING OF YEAR	**$ 16,741,371**	**$ 19,747,813**	**$ 19,747,813**	**$ 20,305,358**
FUND BALANCE, END OF YEAR	**$ 19,747,813**	**$ 15,707,627**	**$ 20,305,358**	**$ 20,591,946**
FUND BALANCE SUMMARY:				
Reserved for Contingency	5,794,993	5,881,677	5,905,088	5,917,118
Unrestricted Fund Balance	13,952,820	9,825,950	14,400,270	14,674,828
TOTAL FUND BALANCE SUMMARY	**$ 19,747,813**	**$ 15,707,627**	**$ 20,305,358**	**$ 20,591,946**

ADOPTED BUDGET REVENUES
FOR FISCAL YEAR 2023

ACCOUNT	ACCOUNT DESCRIPTION	FY 2020 ACTUAL REVENUE	FY 2021 ACTUAL REVENUE	FY 2022 ADJ BUDGET REVENUE	FY 2023 ADOPTED REVENUE
FUND 001	GENERAL FUND				
400-0201	CIGARETTE TAX	241,081	239,024	235,000	210,000
400-0301	GENERAL SALES TAX-1%	15,199,077	17,238,411	15,538,450	17,442,000
400-0320	GENERAL USE TAX-1%	0	0	0	960,000
400-0401	ELECTRICAL FRANCHISE TAX	3,247,194	3,378,209	3,300,000	3,400,000
400-0402	CABLE FRANCHISE TAX	222,312	217,569	220,000	200,000
400-0403	TELEPHONE FRANCHISE TAX	577,362	543,882	550,000	540,000
400-0404	NATURAL GAS FRANCHISE TAX	972,711	1,104,274	1,000,000	1,200,000
400-0405	WATER FRANCHISE TAX	817,655	1,003,262	815,000	900,000
*	TAXES	21,277,392	23,724,631	21,658,450	24,852,000
410-0101	BUSINESS LICENSES	759,078	772,247	800,000	800,000
410-0102	LIQUOR LICENSES	89,915	95,743	93,500	95,000
410-0103	PET LICENSES	740	840	1,000	1,000
410-0104	CONTRACTOR'S LICENSES	207,506	227,800	210,000	200,000
410-0105	SECURITY LIC APPEAL FEE	29	379	500	500
410-0106	HEALTH PERMIT FEE	69,951	78,623	82,500	80,000
410-0201	COMMERCIAL BUILDING PERM	183,417	555,197	100,000	150,000
410-0202	RESIDENTIAL BLDG PERMITS	105,742	96,081	95,000	95,000
410-0203	COMMERCIAL IMPR BLDG PERM	142,878	82,630	75,000	100,000
410-0204	RESIDENTIAL IMPR BLDG PER	11,580	10,645	10,000	11,000
410-0205	VACANT/DANGEROUS BLDG PER	0	0	0	1,000
410-0206	PLAN REVIEW FEE	180,639	193,481	120,000	180,000
410-0207	ROAD/LANE CLOSURE PERMIT	1,050	1,350	1,500	1,500
410-0208	BUILDING PERMIT PENALTY	3,479	3,836	2,500	1,700
410-0302	SOLICITOR'S PERMITS	120	90	250	100
410-0303	ELECTRICAL PERMITS	28,625	27,350	25,000	27,000
410-0304	PLUMBING/MECH/GAS PERMITS	30,875	32,350	30,000	32,000
410-0307	DEMOLITION/DRIVEWAY/MOVE	43,665	44,820	43,000	43,000
410-0309	SPECIAL EVENT PERMIT	900	1,425	1,500	2,500
410-0310	OTHER STRUCTURE TYPES	29,667	52,513	35,000	35,000
410-0311	SIDEWALK/CURB & GUTTER	2,450	2,550	2,500	2,500
410-0312	STORMWATER-COMMERCIAL PER	900	3,000	2,500	2,500
410-0313	TRAFFIC CONTROL PLAN REV	100	50	500	500
410-0401	INSPECTION FEES	825	1,125	1,000	1,500
410-0501	BURN PERMIT	2,990	3,545	3,500	3,500
410-0502	CONSTRUCTION PERMIT	1,175	1,700	1,100	1,500
410-0503	OPERATION PERMIT	2,000	3,700	2,500	3,000
*	LICENSES & PERMITS	1,900,296	2,293,070	1,739,850	1,871,300
420-0101	COURT FINES	576,171	649,397	600,000	575,000
420-0102	COURT COSTS	36,757	36,664	35,000	35,000
420-0103	POLICE OFFICER'S TRAINING	6,660	6,459	6,500	6,000
420-0104	ADMIN FEE-ST CRIME VICTIM	1,236	1,623	1,500	1,000
420-0107	DWI FINES	25,270	25,561	25,000	15,000

ADOPTED BUDGET REVENUES
FOR FISCAL YEAR 2023

ACCOUNT	ACCOUNT DESCRIPTION	FY 2020 ACTUAL REVENUE	FY 2021 ACTUAL REVENUE	FY 2022 ADJ BUDGET REVENUE	FY 2023 ADOPTED REVENUE
FUND 001	GENERAL FUND				
420-0108	JUDICIAL EDUCATION FEE	3,342	2,263	3,000	2,000
420-0109	BOND FORFEITURES	29,008	40,189	35,000	40,000
420-0110	POST COMMISSIONS - STATE	3,379	2,677	3,000	2,500
420-0111	FAILURE TO APPEAR FEE	0	0	0	0
420-0112	WARRANT/ARREST FEE 04	792	524	1,000	500
420-0114	SHOCK FINE	53,081	29,299	35,000	20,000
420-0115	INMATE SECURITY SURCHARGE	6,704	6,479	6,000	6,000
420-0116	PROBATION FEE	44,180	44,170	47,000	45,000
420-0117	JAIL BOOKING FEE	100	60	100	100
420-0118	JAIL MONITORING FEE	220	17	100	0
420-0302	TRASH/NUISANCE FINES	5,000	2,525	1,000	1,000
*	FINES & FORFEITURES	791,900	847,907	799,200	749,100
430-0101	CEMETERY OVERTIME FEES	3,850	9,350	8,000	5,000
430-0102	GRAVE OPENING FEES	49,550	69,365	58,000	58,000
430-0103	MARKER SETTING FEES	14,036	34,945	20,000	25,000
430-0104	CEMETERY LOT FEES	16,378	26,160	19,500	20,000
430-0105	CREMAINS FEES	6,425	10,640	7,000	8,000
430-0106	COLUMBARIUM FEES	5,680	7,795	7,000	5,000
430-1401	PHOTOCOPY CHARGES	7,574	6,342	6,000	7,000
430-1402	PHONE COMMISSIONS	9,268	11,736	12,000	10,000
430-1404	VENDING MACHINE COMMISS	1,283	991	1,200	1,500
430-1410	SEMINAR CHARGES	0	0	0	0
430-1412	INMATE CALLING CARDS	7,162	5,812	7,000	6,000
430-1413	COMMISSARY FEES	310	31,785	0	0
430-1414	POLICE PS SEMINARS	0	0	0	0
430-1415	FIRE PS SEMINARS	0	0	0	0
430-1417	PSTC RENTAL FEES	0	0	0	0
430-1420	RESTITUTION FEES	652	3,700	1,000	1,000
*	SERVICE CHARGES/USER FEES	122,168	218,621	146,700	146,500
440-0102	RIGHT-OF-WAY ASSESSMENT	185,479	106,530	0	25,000
440-0103	SMALL CELL RIGHT-OF-WAY	15,850	19,000	12,000	14,000
440-0201	PRISONER HOUSING CHARGES	600	619	1,000	500
440-0403	OTHER MANUAL REVENUES	0	15	0	50
440-0902	WEED MOWING CHARGES	52,950	43,950	50,000	50,000
440-0903	ADMIN FEES-HOTEL/MOTEL	31,971	42,965	42,300	45,000
440-0904	FIRE REPORT FEES	0	0	0	0
440-0905	CITY FLAG SALES	0	0	100	100
440-0906	SOUVENIR SALES	0	10	100	100
440-0913	ADMINISTRATIVE FEES-TIF	93,696	55,138	75,000	40,000
440-1001	CITY HALL RENT ASSESSMENT	45,264	45,264	45,264	45,264
*	CHARGES & ASSESSMENTS	425,810	313,491	225,764	220,014

ADOPTED BUDGET REVENUES
FOR FISCAL YEAR 2023

ACCOUNT	ACCOUNT DESCRIPTION	FY 2020 ACTUAL REVENUE	FY 2021 ACTUAL REVENUE	FY 2022 ADJ BUDGET REVENUE	FY 2023 ADOPTED REVENUE
FUND 001	GENERAL FUND				
450-0101	GENERAL ACCOUNT INTEREST	730,031	167,405	225,000	225,000
450-0102	DRUG FORFEITURE	2,062	320	400	100
450-0103	INVESTMENTS	0	0	0	0
450-0204	GAIN/LOSS ON INVESTMENTS	0	0	0	0
450-0306	OTHER DONATIONS	2,982	1,000	8,800	1,000
450-0313	CYBER CRIMES OTHER AGENCY	6,900	7,250	7,250	8,000
450-0401	CITY RESALE PROCEEDS	16,000	19,277	15,000	15,000
450-0404	SALE/TRADE ALLOWANCE	3,500	0	11,500	25,000
450-0405	SALE OF REAL PROPERTY	4,750	108,348	0	0
450-0603	STOP LOSS REIMBURSEMENT	0	31,817	0	0
450-0604	INSURANCE CLAIM SETTLEMNT	115,565	299,551	137,000	50,000
450-0611	OTHER INCOME	13,408	7,005	15,000	15,000
450-0613	DRUG FORFEITURE SETTLEMNT	0	1,156	0	0
450-0615	BANK STMT RECONCILIATION	32,093-	26,516	0	0
450-0619	CONTRIBUTION FROM CEM TRS	0	0	0	0
450-0621	NSF FEE/STOP PAYMENT FEE	4,340	2,750	3,000	3,000
450-0622	ADMIN FEE-HEALTH INS	251	278	250	300
450-0632	CREDIT CARD REBATES	0	0	0	500
*	OTHER INCOME/DONATIONS	867,696	672,673	423,200	342,900
460-0102	CONVENTION & TOURISM FUND	64,666	73,592	71,066	75,164
460-0103	HEALTH & WELFARE FUND	54,019	53,123	53,924	53,886
460-0104	PARKS & RECREATION FUND	136,957	126,919	102,804	130,042
460-0105	SOLID WASTE MGMT FUND	46,652	52,732	52,329	57,803
460-0106	TRANSPORTATION FUND	1,148,879	1,303,984	1,300,251	1,368,262
460-0107	COMMUNITY PLANNING FUND	4,082	7,227	9,012	13,729
460-0113	AIRPORT FUND	176,197	175,485	193,072	157,936
460-0114	GOLF COURSE FUND	24,805	24,000	29,307	30,431
460-0115	SANITARY SEWER FUND	1,368,027	1,432,845	1,438,311	1,469,657
460-0117	CENTRAL GARAGE FUND	51,435	43,498	42,560	45,474
460-0120	EMERGENCY COMM FUND	95,363	89,366	89,440	86,742
460-0121	LIBRARY FUND	76,745	78,367	79,357	85,349
460-0123	WORKERS COMP FUND	0	0	0	0
460-0124	PARKS/STORMWATER FUND	103,306	108,771	113,933	123,770
460-0125	PARKS/STORMWATER FUND	33,028	39,059	38,918	42,931
460-0127	CAPITAL IMPROVE SALES TAX	63,325	68,545	73,853	79,557
460-0130	PS SALES TAX-FIRE	441,452	294,640	288,700	316,119
460-0131	PS TAX-POLICE	513,099	296,074	293,184	315,150
460-0501	ENGINEERING FEE TRANSFER	698,444	418,131	500,000	480,000
*	TRANSFERS/SUBSIDIES	5,100,481	4,686,358	4,770,021	4,932,002
470-0106	BULLETPROOF VESTS	6,457	13,524	9,171	6,210
470-0107	JUSTICE-HOMELAND SECURITY	0	0	0	0

ADOPTED BUDGET REVENUES
FOR FISCAL YEAR 2023

ACCOUNT	ACCOUNT DESCRIPTION	FY 2020 ACTUAL REVENUE	FY 2021 ACTUAL REVENUE	FY 2022 ADJ BUDGET REVENUE	FY 2023 ADOPTED REVENUE
FUND 001	GENERAL FUND				
470-0109	JUSTICE ADMIN GRANT (JAG)	55,753	19,841	23,223	24,214
470-0110	OCDETF GRANT	0	0	0	0
470-0113	DWI OFFICER GRANT	68,858	88,976	113,000	75,000
470-0114	MO-ICAC GRANT	17,300	12,384	11,000	11,000
470-0115	MULTI-JURIS CYBER CRIME	384,239	484,390	335,000	427,768
470-0116	ATF OVERTIME REIMBURSE	1,753	500	2,000	9,000
470-0119	MENTAL HEALTH COLLABORAT	0	0	0	0
470-0123	DWI SATURATION	3,929	1,336	7,700	5,750
470-0207	FEMA-FEDERAL DISASTER	0	0	0	0
470-0904	FIRE ACT GRANT	114,545	0	0	0
470-1501	CARES GRANT	224,472	364,863	20,000	0
*	FEDERAL GRANTS	877,306	985,814	521,094	558,942
480-0107	POLICE DWI SERVICES	0	0	0	0
480-0108	HAZARDOUS MOVING VIOLATN	9,500	2,783	11,500	12,700
480-0110	MODOT TRAFFIC GRANT	5,770	0	5,000	5,000
480-0111	OFFICER SAFETY & TECH	0	0	41,100	0
480-0201	EMERGENCY PREPAREDNESS	65,292	58,700	65,000	65,000
*	STATE GRANTS	80,562	61,483	122,600	82,700
490-0101	JASPER COUNTY EMERG PREP	41,641	41,641	41,000	41,600
490-0202	DARE GRANT-R-VIII SCHOOL	94,562	103,564	97,000	106,000
490-0208	CROSSING GUARD-R-VIII SCH	24,317	15,981	25,000	20,000
490-0209	LOCAL GOVT PARTICIPATING	11,200	1,200	1,200	1,200
490-0220	US MARSHALL/JASPER CO SHR	1,931	0	11,000	11,000
490-0221	ICE GRANT	11,898	5,253	11,000	11,000
490-0222	FBI COST SHARE	24,435	27,556	11,000	11,000
*	LOCAL GRANTS	209,984	195,195	197,200	201,800
**	GENERAL FUND	31,653,595	33,999,243	30,604,079	33,957,258

ADOPTED BUDGET EXPENDITURES
FOR FISCAL YEAR 2023

ACCOUNT	ACCOUNT DESCRIPTION	FY 2020 ACTUAL EXPENSES	FY 2021 ACTUAL EXPENSES	FY 2022 ADJ BUDGET EXPENSES	FY 2023 ADOPTED EXPENSES
FUND 001	GENERAL FUND				
DEPT 01	CITY COUNCIL				
DIV 01	ADMINISTRATION				
500-1415	COUNCIL STIPEND	999	1,125	1,080	1,080
500-1610	WORKER'S COMPENSATION	2	3	3	3
500-1615	FICA EXPENSE	105	86	83	83
*	PERSONNEL SERVICES	1,106	1,214	1,166	1,166
500-2050	OPERATIONAL SUPPLIES	0	0	0	0
500-2120	GENERAL OFFICE SUPPLIES	0	0	0	0
500-2205	FOOD & BEVERAGE SUPPLIES	7,708	7,617	8,000	8,500
500-2805	PROMOTIONAL MATERIALS	156	42	150	150
500-2815	SPEC EVENTS & PROMOTIONS	3,533	591	4,000	3,500
500-3015	TELEPHONE CHARGES	345	185	375	250
500-3115	FUEL,OIL,& DIESEL	258	170	500	500
500-3205	POSTAGE	14	8,549	8,800	5,000
500-4210	CENTRAL GARAGE REPAIRS	690	898	600	750
500-5008	COVID-19 FEES	0	0	20,000	0
500-5010	CONSULTING FEES	76,136	106,717	745,000	18,000
500-6005	TRAVEL EXPENSES	2,746	0	8,500	5,000
500-6010	CONFERENCES & SEMINARS	135	0	1,500	1,500
500-6105	DUES & MEMBERSHIPS	51,662	56,350	56,500	56,650
*	OPERATIONAL SUPPLIES	143,383	181,119	853,925	99,800
500-7005	PRINTING SERVICES	1,060	4,325	8,600	5,000
500-7010	COPY SERVICES	1,608	1,843	1,900	1,900
500-7030	FEES & PERMITS	38	38	40	40
500-7040	ECONOMIC DEVELOPMENT PROJ	0	250,000	0	0
500-7305	LIABILITY INSURANCE	46,733	32,983	24,601	28,537
500-7350	DEPT REVIEW FACILITATOR	0	50,500	176,000	0
*	OTHER PURCHASES/SERVICES	49,439	339,689	211,141	35,477
500-8001	TRADE-IN ALLOWANCE	1-	0	0	0
500-8105	LAND ACQUISITIONS	0	0	5,800	0
500-8210	MOTOR VEHICLES	0	0	0	0
500-8315	COMPUTER EQUIPMENT	0	0	0	0
*	CAPITAL OUTLAY & IMPROVE	1-	0	5,800	0
**	ADMINISTRATION	193,927	522,022	1,072,032	136,443
***	CITY COUNCIL	193,927	522,022	1,072,032	136,443

General Fund - City Council

2022-2023 Department Staffing

Division	Position
City Council	City Council Member (9 Positions)*

*Paid a stipend and not considered a full-time position.

Capital Expenditures

ADOPTED BUDGET EXPENDITURES
FOR FISCAL YEAR 2023

ACCOUNT	ACCOUNT DESCRIPTION	FY 2020 ACTUAL EXPENSES	FY 2021 ACTUAL EXPENSES	FY 2022 ADJ BUDGET EXPENSES	FY 2023 ADOPTED EXPENSES
FUND 001	GENERAL FUND				
DEPT 05	CITY MANAGER				
DIV 01	ADMINISTRATION				
500-1010	REGULAR-FT	262,315	335,445	400,865	406,299
500-1020	OVERTIME-FT	97	74	0	0
500-1110	REGULAR-PT	1,818	0	3,099	0
500-1210	REGULAR-SEAS	0	0	0	3,222
500-1505	HOLIDAY PAY	8,867	13,562	0	0
500-1510	LONGEVITY PAY	7,407	9,160	10,735	2,897
500-1520	VACATION PAY	6,453	41,205	0	0
500-1535	AUTO ALLOWANCE	6,500	13,111	13,239	13,239
500-1540	COMPENSATION TIME PAY	3,746	7,996	0	0
500-1565	SICK PAY	4,659	5,165	0	0
500-1570	FLOATING HOLIDAY PAY	3,083	2,676	0	0
500-1595	CELL PHONE ALLOWANCE	1,218	1,376	1,252	1,252
500-1605	HEALTH INSURANCE	25,540	31,042	32,056	42,094
500-1610	WORKER'S COMPENSATION	494	1,067	1,159	1,110
500-1615	FICA EXPENSE	21,753	31,457	21,496	21,772
500-1625	LAGERS RETIREMENT EXPENSE	35,908	52,792	56,670	55,079
500-1635	DEFERRED COMP EXPENSE	6,780	8,024	8,064	8,064
500-1640	LIFE INSURANCE EXPENSE	713	818	856	866
500-1645	DENTAL INSURANCE	1,167	1,302	1,289	1,635
500-1650	DISABILITY INSURANCE-REG	952	850	872	882
500-1755	STAFF HEALTH CLUB REIMB	170	150	0	0
*	PERSONNEL SERVICES	399,640	557,272	551,652	558,411
500-2050	OPERATIONAL SUPPLIES	116	492	1,150	500
500-2108	COMPUTER PERIPHERALS	0	0	0	0
500-2120	GENERAL OFFICE SUPPLIES	1,367	1,145	1,350	1,350
500-2125	SMALL OFFICE EQUIPMENT	0	0	0	0
500-2130	SMALL OFFICE FURNISHINGS	0	0	0	0
500-2205	FOOD & BEVERAGE SUPPLIES	696	1,653	1,000	2,000
500-2815	SPEC EVENTS & PROMOTIONS	0	0	0	0
500-3015	TELEPHONE CHARGES	1,521	1,284	1,600	1,300
500-3025	CABLE CHARGES	55	60	60	60
500-3205	POSTAGE	12,633	8,380	17,000	17,500
500-3210	FREIGHT & DELIVERY	0	123	0	0
500-5008	COVID-19 FEES	3,095	260	0	0
500-5010	CONSULTING FEES	3,000	53,500	480,000	100,000
500-5265	MAINTENANCE CONTRACTS/AGR	0	0	240	240
500-6005	TRAVEL EXPENSES	0	0	5,000	5,000
500-6010	CONFERENCES & SEMINARS	147	2,724	13,800	3,000
500-6105	DUES & MEMBERSHIPS	1,821	1,705	1,900	3,100
500-6110	PUBLICATIONS & SUBSCRIPT	536	716	550	800
*	OPERATIONAL SUPPLIES	24,987	72,042	523,650	134,850

ADOPTED BUDGET EXPENDITURES
FOR FISCAL YEAR 2023

ACCOUNT	ACCOUNT DESCRIPTION	FY 2020 ACTUAL EXPENSES	FY 2021 ACTUAL EXPENSES	FY 2022 ADJ BUDGET EXPENSES	FY 2023 ADOPTED EXPENSES
FUND 001	GENERAL FUND				
DEPT 05	CITY MANAGER				
DIV 01	ADMINISTRATION				
500-7005	PRINTING SERVICES	13,390	12,634	15,000	13,500
500-7010	COPY SERVICES	1,608	1,843	1,900	1,900
500-7030	FEES & PERMITS	5,000	0	0	0
500-7305	LIABILITY INSURANCE	7,382	5,858	5,803	7,261
*	OTHER PURCHASES/SERVICES	27,380	20,335	22,703	22,661
500-8210	MOTOR VEHICLES	0	0	25,080	0
500-8220	OPERATING EQUIPMENT	0	2,961	0	7,000
500-8310	FURNISHINGS	0	0	0	20,000
500-8315	COMPUTER EQUIPMENT	0	0	950	1,000
*	CAPITAL OUTLAY & IMPROVE	0	2,961	26,030	28,000
**	ADMINISTRATION	452,007	652,610	1,124,035	743,922

ADOPTED BUDGET EXPENDITURES
FOR FISCAL YEAR 2023

ACCOUNT	ACCOUNT DESCRIPTION	FY 2020 ACTUAL EXPENSES	FY 2021 ACTUAL EXPENSES	FY 2022 ADJ BUDGET EXPENSES	FY 2023 ADOPTED EXPENSES
FUND 001 GENERAL FUND					
DEPT 05 CITY MANAGER					
DIV 22 PROPOSITION ACTION					
500-5010	CONSULTING FEES	0	0	0	95,000
*	OPERATIONAL SUPPLIES	0	0	0	95,000
**	PROPOSITION ACTION	0	0	0	95,000

ADOPTED BUDGET EXPENDITURES
FOR FISCAL YEAR 2023

ACCOUNT	ACCOUNT DESCRIPTION	FY 2020 ACTUAL EXPENSES	FY 2021 ACTUAL EXPENSES	FY 2022 ADJ BUDGET EXPENSES	FY 2023 ADOPTED EXPENSES
FUND 001 GENERAL FUND					
DEPT 05 CITY MANAGER					
DIV 80 SPECIAL PROJECTS					
500-7446	DOWNTOWN JOPLIN ALLIANCE	0	0	40,000	40,000
500-7455	CHAMBER CONTRACT	251,596	235,728	252,000	252,000
*	OTHER PURCHASES/SERVICES	251,596	235,728	292,000	292,000
**	SPECIAL PROJECTS	251,596	235,728	292,000	292,000
***	CITY MANAGER	703,603	888,338	1,416,035	1,130,922


CITY OF JOPLIN
STATE OF MISSOURI
ZINC IS KING
ADOPTED 1917

General Fund - City Manager

2022-2023 Department Staffing

Division	FTE	Position
Administration	1.00	City Manager
	1.00	Assistant City Manager
	1.00	Public Information Officer
	1.00	Executive Assistant/Secretary to City Manager
	4.00	**Total FTE**

Division	P/T	Position
Administration	0.15	Intern
	0.15	**Total Part-Time FTE**
	4.15	**Total FTE**

Capital Expenditures

Division		
Administration	Audio Visual System - 5th Floor	$ 7,000
	Replacement Table & Chairs - 2nd Floor Conference Room	10,000
	Downtown Holiday Improvements	10,000
	Replacement Computer	1,000
		$ 28,000

ADOPTED BUDGET EXPENDITURES
FOR FISCAL YEAR 2023

ACCOUNT	ACCOUNT DESCRIPTION	FY 2020 ACTUAL EXPENSES	FY 2021 ACTUAL EXPENSES	FY 2022 ADJ BUDGET EXPENSES	FY 2023 ADOPTED EXPENSES
FUND 001	GENERAL FUND				
DEPT 08	CITY CLERK				
DIV 01	ADMINISTRATION				
500-1010	REGULAR-FT	92,249	96,535	113,160	112,681
500-1020	OVERTIME-FT	71	120	150	150
500-1505	HOLIDAY PAY	3,492	3,842	0	0
500-1510	LONGEVITY PAY	2,012	2,228	2,581	1,253
500-1520	VACATION PAY	4,451	6,201	0	0
500-1535	AUTO ALLOWANCE	0	0	0	0
500-1540	COMPENSATION TIME PAY	1,230	3,840	0	0
500-1565	SICK PAY	781	854	0	0
500-1570	FLOATING HOLIDAY PAY	783	1,031	0	0
500-1595	CELL PHONE ALLOWANCE	602	626	626	626
500-1605	HEALTH INSURANCE	11,530	11,624	12,621	21,047
500-1610	WORKER'S COMPENSATION	171	301	315	298
500-1615	FICA EXPENSE	8,222	8,890	8,724	8,391
500-1625	LAGERS RETIREMENT EXPENSE	13,218	14,882	15,497	14,912
500-1635	DEFERRED COMP EXPENSE	1,157	1,204	1,204	1,204
500-1640	LIFE INSURANCE EXPENSE	246	239	242	241
500-1645	DENTAL INSURANCE	485	765	817	817
500-1650	DISABILITY INSURANCE-REG	330	250	250	247
500-1755	STAFF HEALTH CLUB REIMB	0	0	0	0
*	PERSONNEL SERVICES	141,030	153,432	156,187	161,867
500-2050	OPERATIONAL SUPPLIES	97	127	650	250
500-2108	COMPUTER PERIPHERALS	0	0	0	0
500-2120	GENERAL OFFICE SUPPLIES	99	1,039	300	750
500-2130	SMALL OFFICE FURNISHINGS	500	0	300	0
500-2205	FOOD & BEVERAGE SUPPLIES	64	0	0	0
500-2805	PROMOTIONAL MATERIALS	0	0	0	0
500-2815	SPEC EVENTS & PROMOTIONS	687	1,532	2,000	2,000
500-2855	FACILITY RENT ALLOCATION	0	0	0	0
500-3005	ELECTRIC CHARGES	1,180	1,204	1,200	1,200
500-3010	GAS CHARGES	792	887	900	800
500-3015	TELEPHONE CHARGES	2,042	2,139	2,300	2,100
500-3020	WATER CHARGES	201	202	200	200
500-3030	WASTEWATER CHARGES	500	532	550	575
500-3205	POSTAGE	160	66	150	100
500-3210	FREIGHT & DELIVERY	158	0	0	0
500-4120	BUILDING REPAIRS	0	0	100	100
500-5040	COUNTY RECORDER FEES	453	336	500	500
500-5265	MAINTENANCE CONTRACTS/AGR	3,255	4,064	3,500	4,500
500-6005	TRAVEL EXPENSES	1,146	167	1,250	1,250
500-6010	CONFERENCES & SEMINARS	725	515	900	900
500-6105	DUES & MEMBERSHIPS	441	185	150	200
500-6110	PUBLICATIONS & SUBSCRIPT	0	0	0	0

ADOPTED BUDGET EXPENDITURES
FOR FISCAL YEAR 2023

ACCOUNT	ACCOUNT DESCRIPTION	FY 2020 ACTUAL EXPENSES	FY 2021 ACTUAL EXPENSES	FY 2022 ADJ BUDGET EXPENSES	FY 2023 ADOPTED EXPENSES
FUND 001 GENERAL FUND					
DEPT 08 CITY CLERK					
DIV 01 ADMINISTRATION					
*	OPERATIONAL SUPPLIES	12,500	12,995	14,950	15,425
500-7005	PRINTING SERVICES	2,039	1,591	3,200	4,000
500-7010	COPY SERVICES	1,608	1,843	1,900	1,900
500-7020	LEGAL NOTICES	0	0	0	0
500-7030	FEES & PERMITS	26	8	0	50
500-7135	FLOWER PURCHASES	0	0	0	0
500-7305	LIABILITY INSURANCE	9,750	7,513	6,306	7,904
*	OTHER PURCHASES/SERVICES	13,423	10,955	11,406	13,854
500-8015	FACILITY IMPROVEMENTS	60-	21,856	25,000	0
500-8315	COMPUTER EQUIPMENT	0	0	0	3,000
*	CAPITAL OUTLAY & IMPROVE	60-	21,856	25,000	3,000
**	ADMINISTRATION	166,893	199,238	207,543	194,146

ADOPTED BUDGET EXPENDITURES
FOR FISCAL YEAR 2023

ACCOUNT	ACCOUNT DESCRIPTION	FY 2020 ACTUAL EXPENSES	FY 2021 ACTUAL EXPENSES	FY 2022 ADJ BUDGET EXPENSES	FY 2023 ADOPTED EXPENSES
FUND 001 GENERAL FUND					
DEPT 08 CITY CLERK					
DIV 03 ELECTIONS					
500-3205	POSTAGE	0	0	0	0
500-5055	CONTRACTOR FEES	55,895	56,822	77,000	0
*	OPERATIONAL SUPPLIES	55,895	56,822	77,000	0
500-7005	PRINTING SERVICES	0	0	0	0
500-7020	LEGAL NOTICES	0	0	0	0
*	OTHER PURCHASES/SERVICES	0	0	0	0
**	ELECTIONS	55,895	56,822	77,000	0
***	CITY CLERK	222,788	256,060	284,543	194,146

General Fund - City Clerk

2022-2023 Department Staffing

Division	FTE	Position
Administration	1.00	City Clerk
	1.00	Assistant City Clerk
	2.00	**Total FTE**

Capital Expenditures

Division		
Administration	Replacement Computer (3)	$ 3,000
		$ 3,000

ADOPTED BUDGET EXPENDITURES
FOR FISCAL YEAR 2023

ACCOUNT	ACCOUNT DESCRIPTION	FY 2020 ACTUAL EXPENSES	FY 2021 ACTUAL EXPENSES	FY 2022 ADJ BUDGET EXPENSES	FY 2023 ADOPTED EXPENSES
FUND 001	GENERAL FUND				
DEPT 10	LEGAL SERVICES				
DIV 02	CITY ATTORNEY				
500-1010	REGULAR-FT	169,204	205,138	233,540	246,363
500-1110	REGULAR-PT	22,589	0	0	0
500-1410	OTHER STIPENDS	1,736	1,805	1,805	1,805
500-1505	HOLIDAY PAY	7,445	8,224	0	0
500-1510	LONGEVITY PAY	6,116	7,023	6,737	8,226
500-1520	VACATION PAY	10,906	15,164	0	0
500-1535	AUTO ALLOWANCE	6,364	6,620	6,620	6,620
500-1540	COMPENSATION TIME PAY	952	967	0	0
500-1545	CARE LEAVE PAY	0	0	0	0
500-1565	SICK PAY	3,790	5,682	0	0
500-1570	FLOATING HOLIDAY PAY	1,710	1,391	0	0
500-1595	CELL PHONE ALLOWANCE	1,203	1,252	1,252	1,252
500-1605	HEALTH INSURANCE	23,637	24,837	25,745	27,880
500-1610	WORKER'S COMPENSATION	406	718	733	765
500-1615	FICA EXPENSE	17,130	18,764	14,340	14,834
500-1625	LAGERS RETIREMENT EXPENSE	29,023	32,696	33,244	34,355
500-1635	DEFERRED COMP EXPENSE	5,496	5,717	5,717	5,717
500-1640	LIFE INSURANCE EXPENSE	485	492	489	512
500-1645	DENTAL INSURANCE	1,085	1,053	1,053	1,053
500-1650	DISABILITY INSURANCE-REG	695	547	507	535
500-1755	STAFF HEALTH CLUB REIMB	0	0	0	0
*	PERSONNEL SERVICES	309,972	338,090	331,782	349,917
500-2050	OPERATIONAL SUPPLIES	97	236	150	150
500-2105	COMPUTER SUPPLIES	180	177	200	200
500-2120	GENERAL OFFICE SUPPLIES	669	634	750	750
500-2130	SMALL OFFICE FURNISHINGS	0	0	500	400
500-3015	TELEPHONE CHARGES	1,141	890	1,200	850
500-3205	POSTAGE	698	253	500	300
500-3210	FREIGHT & DELIVERY	0	0	100	100
500-4005	OFFICE EQUIPMENT REPAIRS	0	0	100	100
500-5015	LEGAL FEES	60,464	39,795	80,000	80,000
500-6005	TRAVEL EXPENSES	27	1,585	1,200	2,000
500-6010	CONFERENCES & SEMINARS	1,185	1,095	3,600	3,000
500-6105	DUES & MEMBERSHIPS	1,431	1,540	1,500	1,500
500-6110	PUBLICATIONS & SUBSCRIPT	3,420	1,937	3,750	3,500
*	OPERATIONAL SUPPLIES	69,312	48,142	93,550	92,850
500-7010	COPY SERVICES	1,608	1,843	1,900	1,900
500-7030	FEES & PERMITS	22	31	50	50
500-7305	LIABILITY INSURANCE	6,906	5,503	4,575	5,725

ADOPTED BUDGET EXPENDITURES
FOR FISCAL YEAR 2023

ACCOUNT	ACCOUNT DESCRIPTION	FY 2020 ACTUAL EXPENSES	FY 2021 ACTUAL EXPENSES	FY 2022 ADJ BUDGET EXPENSES	FY 2023 ADOPTED EXPENSES
FUND 001 GENERAL FUND					
DEPT 10 LEGAL SERVICES					
DIV 02 CITY ATTORNEY					
*	OTHER PURCHASES/SERVICES	8,536	7,377	6,525	7,675
500-8315	COMPUTER EQUIPMENT	802	0	0	0
*	CAPITAL OUTLAY & IMPROVE	802	0	0	0
**	CITY ATTORNEY	388,622	393,609	431,857	450,442

ADOPTED BUDGET EXPENDITURES
FOR FISCAL YEAR 2023

ACCOUNT	ACCOUNT DESCRIPTION	FY 2020 ACTUAL EXPENSES	FY 2021 ACTUAL EXPENSES	FY 2022 ADJ BUDGET EXPENSES	FY 2023 ADOPTED EXPENSES
FUND 001	GENERAL FUND				
DEPT 10	LEGAL SERVICES				
DIV 03	CITY PROSECUTOR				
500-1010	REGULAR-FT	113,620	129,517	139,703	146,509
500-1020	OVERTIME-FT	0	737	0	0
500-1110	REGULAR-PT	29,511	29,903	33,208	34,745
500-1120	OVERTIME-PT	0	0	0	0
500-1505	HOLIDAY PAY	5,371	5,939	0	0
500-1510	LONGEVITY PAY	568	482	709	715
500-1520	VACATION PAY	2,858	12,688	0	0
500-1535	AUTO ALLOWANCE	3,471	2,438	1,805	1,805
500-1540	COMPENSATION TIME PAY	1,736	4,397	0	0
500-1545	CARE LEAVE PAY	0	0	0	0
500-1565	SICK PAY	2,851	2,285	0	0
500-1570	FLOATING HOLIDAY PAY	825	1,326	0	0
500-1595	CELL PHONE ALLOWANCE	1,203	1,252	1,252	2,503
500-1605	HEALTH INSURANCE	23,637	25,896	25,745	27,880
500-1610	WORKER'S COMPENSATION	270	492	491	502
500-1615	FICA EXPENSE	11,929	14,261	13,016	13,550
500-1625	LAGERS RETIREMENT EXPENSE	15,673	16,481	18,998	19,618
500-1635	DEFERRED COMP EXPENSE	2,893	3,071	3,009	3,009
500-1640	LIFE INSURANCE EXPENSE	226	236	219	254
500-1645	DENTAL INSURANCE	848	855	817	817
500-1650	DISABILITY INSURANCE-REG	397	318	305	321
500-1755	STAFF HEALTH CLUB REIMB	30	0	0	0
*	PERSONNEL SERVICES	217,917	252,574	239,277	252,228
500-2050	OPERATIONAL SUPPLIES	0	118	150	150
500-2105	COMPUTER SUPPLIES	1,307	2,083	1,000	1,500
500-2108	COMPUTER PERIPHERALS	0	0	0	0
500-2120	GENERAL OFFICE SUPPLIES	1,188	825	1,500	1,000
500-2130	SMALL OFFICE FURNISHINGS	0	0	0	0
500-3015	TELEPHONE CHARGES	937	770	1,000	800
500-3205	POSTAGE	383	549	500	500
500-5015	LEGAL FEES	0	0	1,000	1,000
500-5265	MAINTENANCE CONTRACTS/AGR	0	0	0	0
500-5270	INTERPRETER SERVICES	0	0	250	250
500-6005	TRAVEL EXPENSES	401	1,025	1,000	1,000
500-6010	CONFERENCES & SEMINARS	220	345	700	700
500-6105	DUES & MEMBERSHIPS	820	1,095	1,000	1,200
500-6110	PUBLICATIONS & SUBSCRIPT	0	0	0	0
*	OPERATIONAL SUPPLIES	5,256	6,810	8,100	8,100
500-7005	PRINTING SERVICES	0	0	0	0
500-7010	COPY SERVICES	1,477	1,411	1,500	1,800

ADOPTED BUDGET EXPENDITURES
FOR FISCAL YEAR 2023

ACCOUNT	ACCOUNT DESCRIPTION	FY 2020 ACTUAL EXPENSES	FY 2021 ACTUAL EXPENSES	FY 2022 ADJ BUDGET EXPENSES	FY 2023 ADOPTED EXPENSES
FUND 001 GENERAL FUND					
DEPT 10 LEGAL SERVICES					
DIV 03 CITY PROSECUTOR					
500-7305	LIABILITY INSURANCE	8,749	7,109	4,950	6,191
*	OTHER PURCHASES/SERVICES	10,226	8,520	6,450	7,991
500-8315	COMPUTER EQUIPMENT	0	0	0	1,200
*	CAPITAL OUTLAY & IMPROVE	0	0	0	1,200
**	CITY PROSECUTOR	233,399	267,904	253,827	269,519
***	LEGAL SERVICES	622,021	661,513	685,684	719,961


CITY OF JOPLIN
STATE OF MISSOURI
ZINC IS KING
ADOPTED 1917

General Fund - Legal Services

2022-2023 Department Staffing

Division	FTE	Position
City Attorney	1.00	City Attorney
	1.00	Assistant City Attorney
	0.75	Legal Specialist
City Prosecutor	1.00	City Prosecutor
	2.00	Legal Specialist
	5.75	**Total Full-Time FTE**

Division	P/T	Position
City Prosecutor	0.50	Assistant City Prosecutor
	0.50	**Total Part-Time FTE**
	6.25	**Total FTE**

Capital Expenditures

Division		
City Prosecutor	Replacement Laptop	$ 1,200
		$ 1,200

ADOPTED BUDGET EXPENDITURES
FOR FISCAL YEAR 2023

ACCOUNT	ACCOUNT DESCRIPTION	FY 2020 ACTUAL EXPENSES	FY 2021 ACTUAL EXPENSES	FY 2022 ADJ BUDGET EXPENSES	FY 2023 ADOPTED EXPENSES
FUND 001	GENERAL FUND				
DEPT 12	HUMAN RESOURCES				
DIV 01	ADMINISTRATION				
500-1010	REGULAR-FT	17,160	17,864	82,279	85,569
500-1505	HOLIDAY PAY	651	624	0	0
500-1510	LONGEVITY PAY	182	54	0	0
500-1520	VACATION PAY	982	468	0	0
500-1535	AUTO ALLOWANCE	700	400	3,851	3,851
500-1565	SICK PAY	145	0	0	0
500-1570	FLOATING HOLIDAY PAY	145	156	0	0
500-1595	CELL PHONE ALLOWANCE	120	33	501	501
500-1605	HEALTH INSURANCE	2,421	2,603	5,048	5,467
500-1610	WORKER'S COMPENSATION	32	51	234	234
500-1615	FICA EXPENSE	1,541	1,559	4,741	4,846
500-1625	LAGERS RETIREMENT EXPENSE	2,513	2,103	11,522	11,690
500-1635	DEFERRED COMP EXPENSE	289	288	1,204	1,204
500-1640	LIFE INSURANCE EXPENSE	44	40	175	183
500-1645	DENTAL INSURANCE	120	118	189	189
500-1650	DISABILITY INSURANCE-REG	60	42	179	185
500-1755	STAFF HEALTH CLUB REIMB	0	0	0	0
*	PERSONNEL SERVICES	27,105	26,403	109,923	113,919
500-3015	TELEPHONE CHARGES	88	58	100	100
500-3205	POSTAGE	461	283	300	500
500-6005	TRAVEL EXPENSES	0	0	750	1,500
500-6010	CONFERENCES & SEMINARS	30	140	900	500
500-6105	DUES & MEMBERSHIPS	518	917	700	350
500-6110	PUBLICATIONS & SUBSCRIPT	149	199	150	200
*	OPERATIONAL SUPPLIES	1,246	1,597	2,900	3,150
500-7305	LIABILITY INSURANCE	2,219	1,772	1,472	1,843
*	OTHER PURCHASES/SERVICES	2,219	1,772	1,472	1,843
500-8315	COMPUTER EQUIPMENT	0	0	192	0
*	CAPITAL OUTLAY & IMPROVE	0	0	192	0
**	ADMINISTRATION	30,570	29,772	114,487	118,912

ADOPTED BUDGET EXPENDITURES
FOR FISCAL YEAR 2023

ACCOUNT	ACCOUNT DESCRIPTION	FY 2020 ACTUAL EXPENSES	FY 2021 ACTUAL EXPENSES	FY 2022 ADJ BUDGET EXPENSES	FY 2023 ADOPTED EXPENSES
FUND 001	GENERAL FUND				
DEPT 12	HUMAN RESOURCES				
DIV 02	PERSONNEL SERVICES				
500-1010	REGULAR-FT	84,268	88,519	139,535	135,666
500-1020	OVERTIME-FT	84	148	500	500
500-1110	REGULAR-PT	0	0	0	0
500-1505	HOLIDAY PAY	3,423	3,681	0	0
500-1510	LONGEVITY PAY	456	550	1,383	0
500-1520	VACATION PAY	3,990	4,022	0	0
500-1535	AUTO ALLOWANCE	463	494	963	0
500-1540	COMPENSATION TIME PAY	3,605	1,113	0	0
500-1565	SICK PAY	2,946	2,828	0	0
500-1570	FLOATING HOLIDAY PAY	919	702	0	0
500-1575	CITIZENSHIP LEAVE PAY	8	0	0	0
500-1595	CELL PHONE ALLOWANCE	241	257	501	501
500-1605	HEALTH INSURANCE	27,232	22,059	34,983	24,601
500-1610	WORKER'S COMPENSATION	161	263	386	355
500-1615	FICA EXPENSE	6,966	7,095	9,766	10,375
500-1625	LAGERS RETIREMENT EXPENSE	10,601	12,111	19,003	17,767
500-1635	DEFERRED COMP EXPENSE	579	618	1,204	0
500-1640	LIFE INSURANCE EXPENSE	232	219	299	290
500-1645	DENTAL INSURANCE	1,279	1,160	1,541	1,471
500-1650	DISABILITY INSURANCE-REG	311	229	307	298
500-1755	STAFF HEALTH CLUB REIMB	0	0	0	0
*	PERSONNEL SERVICES	147,764	146,068	210,371	191,824
500-2105	COMPUTER SUPPLIES	0	0	0	0
500-2120	GENERAL OFFICE SUPPLIES	3,172	3,557	3,500	3,500
500-2130	SMALL OFFICE FURNISHINGS	0	0	0	0
500-2205	FOOD & BEVERAGE SUPPLIES	0	0	0	0
500-2610	FIRST AID SUPPLIES	566	1,268	750	1,000
500-3015	TELEPHONE CHARGES	1,664	1,239	1,700	1,200
500-3205	POSTAGE	367	186	200	500
500-3210	FREIGHT & DELIVERY	0	0	0	0
500-5115	TEMPORARY EMPLOYEE SERVIC	0	12,150	0	0
500-6005	TRAVEL EXPENSES	0	0	500	2,000
500-6010	CONFERENCES & SEMINARS	198	0	1,000	500
500-6105	DUES & MEMBERSHIPS	1,139	429	800	600
500-6115	EDUCATIONAL MATERIALS	0	133	400	400
*	OPERATIONAL SUPPLIES	7,106	18,962	8,850	9,700
500-7005	PRINTING SERVICES	0	0	0	150
500-7010	COPY SERVICES	7,840	7,862	8,600	7,800
500-7015	ADVERTISING	31,470	35,773	33,000	35,000
500-7030	FEES & PERMITS	40	0	0	0

ADOPTED BUDGET EXPENDITURES
FOR FISCAL YEAR 2023

ACCOUNT	ACCOUNT DESCRIPTION	FY 2020 ACTUAL EXPENSES	FY 2021 ACTUAL EXPENSES	FY 2022 ADJ BUDGET EXPENSES	FY 2023 ADOPTED EXPENSES
FUND 001 GENERAL FUND					
DEPT 12 HUMAN RESOURCES					
DIV 02 PERSONNEL SERVICES					
500-7305	LIABILITY INSURANCE	6,472	5,179	5,228	6,539
*	OTHER PURCHASES/SERVICES	45,822	48,814	46,828	49,489
500-8315	COMPUTER EQUIPMENT	0	0	7,586	116,000
*	CAPITAL OUTLAY & IMPROVE	0	0	7,586	116,000
**	PERSONNEL SERVICES	200,692	213,844	273,635	367,013

ADOPTED BUDGET EXPENDITURES
FOR FISCAL YEAR 2023

ACCOUNT	ACCOUNT DESCRIPTION	FY 2020 ACTUAL EXPENSES	FY 2021 ACTUAL EXPENSES	FY 2022 ADJ BUDGET EXPENSES	FY 2023 ADOPTED EXPENSES
FUND 001 GENERAL FUND					
DEPT 12 HUMAN RESOURCES					
DIV 04 CITY STAFF DEVELOPMENT					
500-1705	TUITION REIMBURSEMENT	20,000	20,000	25,000	25,000
500-1715	EMPLOYEE BANQUET	12,221	9,008	12,500	12,500
500-1716	EMPLOYEE CHRISTMAS	6,051	162	5,000	5,000
500-1720	EMPLOYEE RECRUITMENT	18,574	12,075	15,000	15,000
500-1725	EMPLOYEE PHYSICALS	56,870	43,697	50,000	50,000
500-1730	EMPLOYEE DRUG TESTING	23,816	22,559	25,000	25,000
500-1735	STAFF DEVELOPMENT	2,493	3,907	6,000	5,000
500-1745	EMPLOYEE RETIREMENT PARTY	5,563	3,823	3,500	4,000
500-1750	PRE-EMPLOYMENT TESTING	3,498	4,333	10,500	10,000
500-1760	EMPLOYEE FITNESS TESTS	0	300	500	500
500-1770	YEARS OF SERVICE AWARDS	4,685	4,024	5,000	5,000
500-1775	EMPLOYEE RECOGNITION	0	647	1,000	1,000
*	PERSONNEL SERVICES	153,771	124,535	159,000	158,000
**	CITY STAFF DEVELOPMENT	153,771	124,535	159,000	158,000
***	HUMAN RESOURCES	385,033	368,151	547,122	643,925


CITY OF JOPLIN
STATE OF MISSOURI
ZINC IS KING
ADOPTED 1911

General Fund - Human Resources

2022-2023 Department Staffing

Division	FTE	Position
Administration	0.80	Human Resources Director/Risk Mgmt.
Personnel Services	0.80	Human Resources/Safety Manager
	1.80	Human Resources Specialist (2 Positions)
	1.00	Administrative Assistant
	4.40	**Total FTE**

Capital Expenditures

Division		
Personnel Services	Replacement Computer	$ 1,000
	Integrated HRIS System	60,000
	Integrated Benefits Management Software	55,000
		$ 116,000

ADOPTED BUDGET EXPENDITURES
FOR FISCAL YEAR 2023

ACCOUNT	ACCOUNT DESCRIPTION	FY 2020 ACTUAL EXPENSES	FY 2021 ACTUAL EXPENSES	FY 2022 ADJ BUDGET EXPENSES	FY 2023 ADOPTED EXPENSES
FUND 001	GENERAL FUND				
DEPT 15					
DIV 06	BUILDING REGULATIONS				
570-1010	REGULAR-FT	239,013	274,970	313,264	327,528
570-1020	OVERTIME-FT	1,133	1,522	1,200	2,000
570-1505	HOLIDAY PAY	9,630	10,733	0	0
570-1510	LONGEVITY PAY	6,650	7,822	8,945	9,957
570-1520	VACATION PAY	19,039	15,984	0	0
570-1530	STANDBY PAY	2,410	2,276	1,000	1,500
570-1540	COMPENSATION TIME PAY	7,175	1,959	0	0
570-1545	CARE LEAVE PAY	0	0	0	0
570-1565	SICK PAY	8,626	7,922	0	0
570-1570	FLOATING HOLIDAY PAY	2,161	2,496	0	0
570-1575	CITIZENSHIP LEAVE PAY	380	0	0	0
570-1595	CELL PHONE ALLOWANCE	2,407	2,503	2,503	2,503
570-1605	HEALTH INSURANCE	66,301	69,082	65,119	77,900
570-1610	WORKER'S COMPENSATION	7,366	11,616	11,592	12,172
570-1615	FICA EXPENSE	20,776	23,019	22,827	23,963
570-1625	LAGERS RETIREMENT EXPENSE	37,360	42,369	43,479	44,654
570-1635	DEFERRED COMP EXPENSE	1,446	1,504	1,504	1,504
570-1640	LIFE INSURANCE EXPENSE	667	672	671	699
570-1645	DENTAL INSURANCE	3,240	3,087	2,799	3,145
570-1650	DISABILITY INSURANCE-REG	893	696	687	724
570-1755	STAFF HEALTH CLUB REIMB	0	0	0	0
*	PERSONNEL SERVICES	436,673	480,232	475,590	508,249
570-2010	WEARING APPAREL & ACCESS	250	180	250	250
570-2050	OPERATIONAL SUPPLIES	1,077	783	1,200	1,000
570-2105	COMPUTER SUPPLIES	395	1,345	500	500
570-2108	COMPUTER PERIPHERALS	0	0	800	800
570-2120	GENERAL OFFICE SUPPLIES	3,020	3,324	2,500	2,500
570-2825	SAFETY EQUIPMENT	50	360	300	300
570-3015	TELEPHONE CHARGES	1,445	1,033	1,300	1,000
570-3115	FUEL,OIL,& DIESEL	2,339	3,735	3,000	4,000
570-3205	POSTAGE	1,938	2,123	1,900	2,200
570-3210	FREIGHT & DELIVERY	0	0	0	0
570-4210	CENTRAL GARAGE REPAIRS	4,020	3,724	4,000	4,000
570-4220	VEHICLE CLEANING	0	0	0	0
570-6005	TRAVEL EXPENSES	0	1,831	1,350	1,350
570-6010	CONFERENCES & SEMINARS	0	1,259	1,000	1,000
570-6105	DUES & MEMBERSHIPS	890	1,315	1,000	1,200
570-6110	PUBLICATIONS & SUBSCRIPT	40	40	40	40
570-6115	EDUCATIONAL MATERIALS	745	121	1,500	1,500
*	OPERATIONAL SUPPLIES	16,209	21,173	20,640	21,640

ADOPTED BUDGET EXPENDITURES
FOR FISCAL YEAR 2023

ACCOUNT	ACCOUNT DESCRIPTION	FY 2020 ACTUAL EXPENSES	FY 2021 ACTUAL EXPENSES	FY 2022 ADJ BUDGET EXPENSES	FY 2023 ADOPTED EXPENSES
FUND 001	GENERAL FUND				
DEPT 15					
DIV 06	BUILDING REGULATIONS				
570-7005	PRINTING SERVICES	378-	545	0	0
570-7010	COPY SERVICES	3,750	4,007	4,000	4,000
570-7030	FEES & PERMITS	350	550	550	1,350
570-7131	MERCHANT CARD SERVICE FEE	10,057	8,070	9,000	7,000
570-7305	LIABILITY INSURANCE	14,590	11,055	9,224	11,228
*	OTHER PURCHASES/SERVICES	28,369	24,227	22,774	23,578
570-8210	MOTOR VEHICLES	0	27,067	26,000	28,000
570-8315	COMPUTER EQUIPMENT	802	0	0	3,000
*	CAPITAL OUTLAY & IMPROVE	802	27,067	26,000	31,000
**	BUILDING REGULATIONS	482,053	552,699	545,004	584,467
***		482,053	552,699	545,004	584,467


CITY OF JOPLIN
STATE OF MISSOURI
ZINCIS KING
ADOPTED 1917

General Fund - Community Planning

2022-2023 Department Staffing

Division	FTE	Position
Building Regulations	1.00	Chief Building Official
	1.00	Plans Reviewer
	3.00	Building Inspector
	1.00	Administrative Assistant
	6.00	**Total FTE**

Capital Expenditures

Division		
Building Regulations	Replacement 1/2-Ton Extended Cab 4x4 Truck	$ 28,000
	Advanced Computer	3,000
		$ 31,000

ADOPTED BUDGET EXPENDITURES
FOR FISCAL YEAR 2023

ACCOUNT	ACCOUNT DESCRIPTION	FY 2020 ACTUAL EXPENSES	FY 2021 ACTUAL EXPENSES	FY 2022 ADJ BUDGET EXPENSES	FY 2023 ADOPTED EXPENSES
FUND 001	GENERAL FUND				
DEPT 20	FINANCE				
DIV 01	ADMINISTRATION				
500-1010	REGULAR-FT	92,407	99,781	112,541	117,930
500-1505	HOLIDAY PAY	3,591	3,790	0	0
500-1510	LONGEVITY PAY	4,007	4,392	4,504	5,898
500-1520	VACATION PAY	7,581	5,324	0	0
500-1535	AUTO ALLOWANCE	1,243	4,814	4,814	4,814
500-1540	COMPENSATION TIME PAY	0	0	0	0
500-1565	SICK PAY	798	842	0	0
500-1570	FLOATING HOLIDAY PAY	798	842	0	0
500-1595	CELL PHONE ALLOWANCE	602	626	626	626
500-1605	HEALTH INSURANCE	12,107	13,264	13,125	14,213
500-1610	WORKER'S COMPENSATION	180	314	331	336
500-1615	FICA EXPENSE	8,176	8,595	6,132	6,225
500-1625	LAGERS RETIREMENT EXPENSE	13,889	15,545	16,290	16,805
500-1635	DEFERRED COMP EXPENSE	1,446	1,504	1,504	1,504
500-1640	LIFE INSURANCE EXPENSE	244	236	240	251
500-1645	DENTAL INSURANCE	599	608	582	582
500-1650	DISABILITY INSURANCE-REG	325	245	245	256
500-1755	STAFF HEALTH CLUB REIMB	0	0	0	0
*	PERSONNEL SERVICES	147,993	160,722	160,934	169,440
500-2130	SMALL OFFICE FURNISHINGS	0	0	0	0
500-3015	TELEPHONE CHARGES	360	370	650	100
500-6005	TRAVEL EXPENSES	0	373	2,000	2,000
500-6010	CONFERENCES & SEMINARS	620	670	800	800
500-6105	DUES & MEMBERSHIPS	818	1,110	1,000	1,200
*	OPERATIONAL SUPPLIES	1,798	2,523	4,450	4,100
500-7030	FEES & PERMITS	0	0	0	0
500-7305	LIABILITY INSURANCE	2,082	1,670	1,386	1,733
*	OTHER PURCHASES/SERVICES	2,082	1,670	1,386	1,733
500-8315	COMPUTER EQUIPMENT	0	0	0	0
*	CAPITAL OUTLAY & IMPROVE	0	0	0	0
**	ADMINISTRATION	151,873	164,915	166,770	175,273

ADOPTED BUDGET EXPENDITURES
FOR FISCAL YEAR 2023

ACCOUNT	ACCOUNT DESCRIPTION	FY 2020 ACTUAL EXPENSES	FY 2021 ACTUAL EXPENSES	FY 2022 ADJ BUDGET EXPENSES	FY 2023 ADOPTED EXPENSES
FUND 001	GENERAL FUND				
DEPT 20	FINANCE				
DIV 03	ACCOUNTING SERVICES				
500-1010	REGULAR-FT	357,602	375,326	454,050	447,571
500-1020	OVERTIME-FT	381	431	500	500
500-1505	HOLIDAY PAY	14,108	15,527	0	0
500-1510	LONGEVITY PAY	6,634	8,461	9,250	8,939
500-1520	VACATION PAY	11,027	25,915	0	0
500-1530	STANDBY PAY	0	0	0	0
500-1540	COMPENSATION TIME PAY	12,150	7,625	0	0
500-1545	CARE LEAVE PAY	0	6,439	0	0
500-1565	SICK PAY	10,000	11,603	0	0
500-1570	FLOATING HOLIDAY PAY	3,174	3,552	0	0
500-1575	CITIZENSHIP LEAVE PAY	145	0	0	0
500-1595	CELL PHONE ALLOWANCE	463	481	481	481
500-1605	HEALTH INSURANCE	88,822	86,418	91,369	91,567
500-1610	WORKER'S COMPENSATION	672	1,186	1,254	1,193
500-1615	FICA EXPENSE	29,838	33,048	33,402	32,891
500-1625	LAGERS RETIREMENT EXPENSE	52,001	58,786	61,749	59,474
500-1635	DEFERRED COMP EXPENSE	5,661	5,878	6,018	6,018
500-1640	LIFE INSURANCE EXPENSE	956	960	972	957
500-1645	DENTAL INSURANCE	4,303	3,883	3,962	3,616
500-1650	DISABILITY INSURANCE-REG	1,278	1,000	993	979
500-1755	STAFF HEALTH CLUB REIMB	50	0	0	0
*	PERSONNEL SERVICES	599,265	646,519	664,000	654,186
500-2050	OPERATIONAL SUPPLIES	2,979	4,200	3,500	3,500
500-2105	COMPUTER SUPPLIES	4,291	4,573	5,000	4,500
500-2108	COMPUTER PERIPHERALS	0	535	500	500
500-2120	GENERAL OFFICE SUPPLIES	8,546	6,281	10,000	9,000
500-2130	SMALL OFFICE FURNISHINGS	347	2,382	1,200	300
500-3015	TELEPHONE CHARGES	2,084	1,681	2,200	1,600
500-3120	OTHER UTILITY SERVICES	10,946-	281-	0	0
500-3205	POSTAGE	12,507	13,647	14,000	14,000
500-3210	FREIGHT & DELIVERY	40	266	200	200
500-5008	COVID-19 FEES	81,850	594	0	0
500-5020	ACCOUNTING SERVICE FEES	90,035	103,375	102,500	105,000
500-5045	AUCTIONEER FEE	10,634	5,791	10,000	7,000
500-5230	BANKING SERVICES	8,735	9,468	14,500	12,000
500-5265	MAINTENANCE CONTRACTS/AGR	11,623	12,090	12,500	12,700
500-6005	TRAVEL EXPENSES	49	22	1,000	1,000
500-6010	CONFERENCES & SEMINARS	0	0	600	600
500-6105	DUES & MEMBERSHIPS	198	303	225	300
500-6110	PUBLICATIONS & SUBSCRIPT	337	396	400	400
*	OPERATIONAL SUPPLIES	223,309	165,323	178,325	172,600

ADOPTED BUDGET EXPENDITURES
FOR FISCAL YEAR 2023

ACCOUNT	ACCOUNT DESCRIPTION	FY 2020 ACTUAL EXPENSES	FY 2021 ACTUAL EXPENSES	FY 2022 ADJ BUDGET EXPENSES	FY 2023 ADOPTED EXPENSES
FUND 001	GENERAL FUND				
DEPT 20	FINANCE				
DIV 03	ACCOUNTING SERVICES				
500-7005	PRINTING SERVICES	16,694	4,960	16,500	5,000
500-7010	COPY SERVICES	13,251	12,451	13,500	12,000
500-7020	LEGAL NOTICES	2,787	6,208	7,000	10,000
500-7030	FEES & PERMITS	787	2,756	800	800
500-7105	CASH OVER & SHORT	15	203-	0	0
500-7130	BANK CHARGES	153,352	146,349	160,000	50,000
500-7131	MERCHANT CARD SERVICE FEE	6,182	5,314	6,500	4,000
500-7135	FLOWER PURCHASES	325	732	1,200	1,000
500-7305	LIABILITY INSURANCE	18,016	14,490	12,015	15,030
*	OTHER PURCHASES/SERVICES	211,409	193,057	217,515	97,830
500-8220	OPERATING EQUIPMENT	0	0	0	0
500-8315	COMPUTER EQUIPMENT	2,362	0	0	132,000
*	CAPITAL OUTLAY & IMPROVE	2,362	0	0	132,000
**	ACCOUNTING SERVICES	1,036,345	1,004,899	1,059,840	1,056,616

ADOPTED BUDGET EXPENDITURES
FOR FISCAL YEAR 2023

ACCOUNT	ACCOUNT DESCRIPTION	FY 2020 ACTUAL EXPENSES	FY 2021 ACTUAL EXPENSES	FY 2022 ADJ BUDGET EXPENSES	FY 2023 ADOPTED EXPENSES
FUND 001 GENERAL FUND					
DEPT 20 FINANCE					
DIV 15 TIF REIMBURSABLE COSTS					
500-5015	LEGAL FEES	1,380	118,860	15,000	5,000
*	OPERATIONAL SUPPLIES	1,380	118,860	15,000	5,000
500-7020	LEGAL NOTICES	1,536	7,720	10,000	10,000
*	OTHER PURCHASES/SERVICES	1,536	7,720	10,000	10,000
**	TIF REIMBURSABLE COSTS	2,916	126,580	25,000	15,000
***	FINANCE	1,191,134	1,296,394	1,251,610	1,246,889


CITY OF JOPLIN
STATE OF MISSOURI
ZINC IS KING
ADOPTED 1917

General Fund - Finance

2022-2023 Department Staffing

Division	FTE	Position
Administration	1.00	Finance Director
Accounting Services	1.00	Assistant Finance Director
	1.00	Financial Analyst
	2.00	Accountant
	5.00	Accounting Specialist
	10.00	**Total FTE**

Capital Expenditures

Division		
Accounting Services	Time & Attendance System	$ 125,000
	Self-Service Portal	7,000
		$ 132,000

ADOPTED BUDGET EXPENDITURES
FOR FISCAL YEAR 2023

ACCOUNT	ACCOUNT DESCRIPTION	FY 2020 ACTUAL EXPENSES	FY 2021 ACTUAL EXPENSES	FY 2022 ADJ BUDGET EXPENSES	FY 2023 ADOPTED EXPENSES
FUND 001	GENERAL FUND				
DEPT 25	INFORMATION TECHNOLOGY				
DIV 01	ADMINISTRATION				
500-1010	REGULAR-FT	269,398	285,489	366,620	385,742
500-1020	OVERTIME-FT	693	4,242	1,000	1,000
500-1505	HOLIDAY PAY	11,520	12,581	0	0
500-1510	LONGEVITY PAY	5,141	6,040	8,530	8,957
500-1520	VACATION PAY	17,201	18,786	0	0
500-1530	STANDBY PAY	27,253	37,707	30,000	30,000
500-1535	AUTO ALLOWANCE	1,243	4,814	4,814	4,814
500-1540	COMPENSATION TIME PAY	6,622	1,657	0	0
500-1545	CARE LEAVE PAY	4,330	4,967	0	0
500-1565	SICK PAY	5,229	22,525	0	0
500-1570	FLOATING HOLIDAY PAY	2,555	2,896	0	0
500-1575	CITIZENSHIP LEAVE PAY	0	0	0	0
500-1595	CELL PHONE ALLOWANCE	2,072	2,171	2,170	2,170
500-1605	HEALTH INSURANCE	59,803	60,024	71,934	77,900
500-1610	WORKER'S COMPENSATION	654	1,180	1,300	1,336
500-1615	FICA EXPENSE	25,140	28,483	26,412	27,262
500-1625	LAGERS RETIREMENT EXPENSE	39,059	52,139	54,947	56,250
500-1635	DEFERRED COMP EXPENSE	1,384	1,504	1,504	1,504
500-1640	LIFE INSURANCE EXPENSE	740	730	783	824
500-1645	DENTAL INSURANCE	3,028	2,779	3,145	3,145
500-1650	DISABILITY INSURANCE-REG	991	759	864	906
500-1755	STAFF HEALTH CLUB REIMB	0	0	0	0
*	PERSONNEL SERVICES	484,056	551,473	574,023	601,810
500-2050	OPERATIONAL SUPPLIES	0	80	0	0
500-2105	COMPUTER SUPPLIES	7,381	3,290	5,000	3,500
500-2108	COMPUTER PERIPHERALS	1,462	1,644	1,500	1,500
500-2110	COMPUTER SOFTWARE	189,903	189,596	262,450	236,200
500-2120	GENERAL OFFICE SUPPLIES	384	33	50	0
500-2125	SMALL OFFICE EQUIPMENT	0	181	0	0
500-2130	SMALL OFFICE FURNISHINGS	0	157	0	0
500-2835	EQUIPMENT LEASE & RENTAL	140,457	156,029	150,000	150,000
500-3015	TELEPHONE CHARGES	17,110	15,315	16,700	17,000
500-3115	FUEL,OIL,& DIESEL	0	0	0	0
500-3205	POSTAGE	0	0	0	0
500-3210	FREIGHT & DELIVERY	344	455	350	250
500-4015	COMPUTER EQUIPMENT REPAIR	4,958	8,787	5,000	5,000
500-4210	CENTRAL GARAGE REPAIRS	159	0	0	0
500-5008	COVID-19 FEES	53,597	48,666	0	0
500-5010	CONSULTING FEES	21,374	44,917	50,000	50,000
500-5220	NETWORK SERVICES	36,697	37,013	247,000	272,846
500-5265	MAINTENANCE CONTRACTS/AGR	692,062	779,273	731,895	592,447
500-6005	TRAVEL EXPENSES	0	0	0	0

ADOPTED BUDGET EXPENDITURES
FOR FISCAL YEAR 2023

ACCOUNT	ACCOUNT DESCRIPTION	FY 2020 ACTUAL EXPENSES	FY 2021 ACTUAL EXPENSES	FY 2022 ADJ BUDGET EXPENSES	FY 2023 ADOPTED EXPENSES
FUND 001	GENERAL FUND				
DEPT 25	INFORMATION TECHNOLOGY				
DIV 01	ADMINISTRATION				
500-6010	CONFERENCES & SEMINARS	0	0	1,500	1,500
500-6105	DUES & MEMBERSHIPS	16	45	25	45
*	OPERATIONAL SUPPLIES	1,165,904	1,285,481	1,471,470	1,330,288
500-7005	PRINTING SERVICES	0	0	0	0
500-7010	COPY SERVICES	2,951	2,828	3,000	2,700
500-7305	LIABILITY INSURANCE	13,320	10,532	8,755	10,892
*	OTHER PURCHASES/SERVICES	16,271	13,360	11,755	13,592
500-8315	COMPUTER EQUIPMENT	79,499	11,344	2,525	23,750
*	CAPITAL OUTLAY & IMPROVE	79,499	11,344	2,525	23,750
**	ADMINISTRATION	1,745,730	1,861,658	2,059,773	1,969,440
***	INFORMATION TECHNOLOGY	1,745,730	1,861,658	2,059,773	1,969,440


CITY OF JOPLIN
STATE OF MISSOURI
ZINC IS KING
Adopted 1917

General Fund - Information Technology

2022-2023 Department Staffing

Division	FTE	Position
Administration	1.00	Information Technology Director
	1.00	Network Administrator
	2.00	IT Analyst
	2.00	GIS Technician
	6.00	**Total FTE**

Capital Expenditures

Division		
Administration	Replacement Advanced Computer (5)	$ 8,750
	Replacement Server	15,000
		$ 23,750

ADOPTED BUDGET EXPENDITURES
FOR FISCAL YEAR 2023

ACCOUNT	ACCOUNT DESCRIPTION	FY 2020 ACTUAL EXPENSES	FY 2021 ACTUAL EXPENSES	FY 2022 ADJ BUDGET EXPENSES	FY 2023 ADOPTED EXPENSES
FUND 001	GENERAL FUND				
DEPT 30	MUNICIPAL COURT				
DIV 01	ADMINISTRATION				
500-1010	REGULAR-FT	239,027	267,716	326,661	346,335
500-1020	OVERTIME-FT	23	416	50	5,000
500-1110	REGULAR-PT	8,503	175	12,789	13,301
500-1505	HOLIDAY PAY	10,605	11,045	0	0
500-1510	LONGEVITY PAY	7,531	7,794	8,999	10,494
500-1520	VACATION PAY	14,708	13,465	0	0
500-1535	AUTO ALLOWANCE	114	4,814	4,814	4,814
500-1540	COMPENSATION TIME PAY	12,226	11,324	0	0
500-1545	CARE LEAVE PAY	0	0	0	0
500-1565	SICK PAY	27,460	14,466	0	0
500-1570	FLOATING HOLIDAY PAY	2,467	2,182	0	0
500-1595	CELL PHONE ALLOWANCE	602	626	626	626
500-1605	HEALTH INSURANCE	60,241	76,628	84,554	76,808
500-1610	WORKER'S COMPENSATION	515	869	956	1,231
500-1615	FICA EXPENSE	23,490	23,501	24,742	27,078
500-1625	LAGERS RETIREMENT EXPENSE	38,623	43,075	45,373	47,745
500-1635	DEFERRED COMP EXPENSE	1,446	1,504	1,504	1,504
500-1640	LIFE INSURANCE EXPENSE	701	678	699	741
500-1645	DENTAL INSURANCE	3,206	3,521	3,726	3,145
500-1650	DISABILITY INSURANCE-REG	938	684	718	767
500-1755	STAFF HEALTH CLUB REIMB	0	0	0	0
*	PERSONNEL SERVICES	452,426	484,483	516,211	539,589
500-2050	OPERATIONAL SUPPLIES	1,309	1,171	1,300	1,000
500-2105	COMPUTER SUPPLIES	753	0	0	0
500-2108	COMPUTER PERIPHERALS	0	0	1,750	500
500-2120	GENERAL OFFICE SUPPLIES	6,397	6,462	7,325	8,000
500-2130	SMALL OFFICE FURNISHINGS	0	2,133	1,500	850
500-3015	TELEPHONE CHARGES	3,025	3,157	3,650	3,300
500-3205	POSTAGE	5,280	3,518	5,200	4,500
500-3210	FREIGHT & DELIVERY	0	373	0	0
500-5115	TEMPORARY EMPLOYEE SERVIC	11,642	0	0	0
500-6005	TRAVEL EXPENSES	44	1,242	4,700	4,700
500-6010	CONFERENCES & SEMINARS	0	800	1,600	1,600
500-6105	DUES & MEMBERSHIPS	961	1,070	1,100	1,000
500-6110	PUBLICATIONS & SUBSCRIPT	485	431	485	475
*	OPERATIONAL SUPPLIES	29,896	20,357	28,610	25,925
500-7005	PRINTING SERVICES	2,237	3,042	3,000	3,000
500-7010	COPY SERVICES	1,832	2,668	2,600	3,100
500-7105	CASH OVER & SHORT	1-	0	0	0
500-7131	MERCHANT CARD SERVICE FEE	10,214	8,860	11,500	4,500

ADOPTED BUDGET EXPENDITURES
FOR FISCAL YEAR 2023

ACCOUNT	ACCOUNT DESCRIPTION	FY 2020 ACTUAL EXPENSES	FY 2021 ACTUAL EXPENSES	FY 2022 ADJ BUDGET EXPENSES	FY 2023 ADOPTED EXPENSES
FUND 001	GENERAL FUND				
DEPT 30	MUNICIPAL COURT				
DIV 01	ADMINISTRATION				
500-7305	LIABILITY INSURANCE	19,520	15,842	12,175	15,225
*	OTHER PURCHASES/SERVICES	33,802	30,412	29,275	25,825
500-8305	OFFICE EQUIPMENT	0	1,559	0	0
500-8310	FURNISHINGS	0	0	2,500	0
500-8315	COMPUTER EQUIPMENT	2,406	50,310	3,095	3,000
*	CAPITAL OUTLAY & IMPROVE	2,406	51,869	5,595	3,000
**	ADMINISTRATION	518,530	587,121	579,691	594,339

ADOPTED BUDGET EXPENDITURES
FOR FISCAL YEAR 2023

ACCOUNT	ACCOUNT DESCRIPTION	FY 2020 ACTUAL EXPENSES	FY 2021 ACTUAL EXPENSES	FY 2022 ADJ BUDGET EXPENSES	FY 2023 ADOPTED EXPENSES
FUND 001	GENERAL FUND				
DEPT 30	MUNICIPAL COURT				
DIV 02	JUDICIAL SERVICES				
500-1110	REGULAR-PT	92,521	100,421	104,297	110,918
500-1505	HOLIDAY PAY	3,295	3,592	0	0
500-1610	WORKER'S COMPENSATION	155	272	282	288
500-1615	FICA EXPENSE	7,551	8,187	6,045	6,141
500-1625	LAGERS RETIREMENT EXPENSE	11,986	13,428	13,872	14,419
500-1635	DEFERRED COMP EXPENSE	2,893	3,009	3,009	3,009
*	PERSONNEL SERVICES	118,401	128,909	127,505	134,775
500-2120	GENERAL OFFICE SUPPLIES	0	28	100	100
500-2130	SMALL OFFICE FURNISHINGS	0	488	0	0
500-3015	TELEPHONE CHARGES	172	93	200	150
500-5105	JUDICIAL SERVICES	39,392	48,560	50,100	51,700
500-5205	LAUNDRY SERVICES	24	37	50	50
500-5270	INTERPRETER SERVICES	429	155	500	500
500-6005	TRAVEL EXPENSES	0	0	1,000	500
500-6010	CONFERENCES & SEMINARS	325	275	500	400
500-6110	PUBLICATIONS & SUBSCRIPT	0	0	150	0
*	OPERATIONAL SUPPLIES	40,342	49,636	52,600	53,400
500-7005	PRINTING SERVICES	0	28	100	100
500-7305	LIABILITY INSURANCE	4,845	3,620	3,066	3,849
*	OTHER PURCHASES/SERVICES	4,845	3,648	3,166	3,949
500-8315	COMPUTER EQUIPMENT	0	0	0	0
*	CAPITAL OUTLAY & IMPROVE	0	0	0	0
**	JUDICIAL SERVICES	163,588	182,193	183,271	192,124
***	MUNICIPAL COURT	682,118	769,314	762,962	786,463

General Fund - Municipal Court

2022-2023 Department Staffing

Division	FTE	Position
Administration	1.00	Municipal Court Administrator
	1.00	Court Compliance Officer II
	1.00	Court Compliance Officer I
	2.00	Court Assistant II
	3.00	Court Assistant I
Judicial Services	1.00	Municipal Judge
	9.00	**Total Full-Time FTE**

Division	P/T	Position
Administration	0.50	Court Assistant I (1 Position)
Judicial Services		Municipal Judge (1 Position)*
		Public Defender (1 Position)*
	0.50	**Total Part-Time FTE**
	9.50	**Total FTE**

*Contracted Professional Service and not counted in the FTE above.

Capital Expenditures

Division		
Administration	Audio Visual System - Conference Room	$ 3,000
		$ 3,000

ADOPTED BUDGET EXPENDITURES
FOR FISCAL YEAR 2023

ACCOUNT	ACCOUNT DESCRIPTION	FY 2020 ACTUAL EXPENSES	FY 2021 ACTUAL EXPENSES	FY 2022 ADJ BUDGET EXPENSES	FY 2023 ADOPTED EXPENSES
FUND 001	GENERAL FUND				
DEPT 45	PUBLIC WORKS				
DIV 01	ADMINISTRATION				
520-1010	REGULAR-FT	63,475	74,863	105,896	130,017
520-1505	HOLIDAY PAY	3,335	3,642	0	0
520-1510	LONGEVITY PAY	4,830	6,440	8,475	0
520-1520	VACATION PAY	4,014	5,925	0	0
520-1535	AUTO ALLOWANCE	2,579	4,077	4,814	4,814
520-1540	COMPENSATION TIME PAY	0	4,451	0	0
520-1565	SICK PAY	744	809	0	0
520-1570	FLOATING HOLIDAY PAY	751	809	0	0
520-1575	CITIZENSHIP LEAVE PAY	0	0	0	0
520-1595	CELL PHONE ALLOWANCE	443	530	626	626
520-1605	HEALTH INSURANCE	8,914	11,313	13,125	6,834
520-1610	WORKER'S COMPENSATION	129	267	324	352
520-1615	FICA EXPENSE	5,733	7,213	6,094	6,395
520-1625	LAGERS RETIREMENT EXPENSE	10,030	13,110	15,935	17,609
520-1635	DEFERRED COMP EXPENSE	1,065	1,274	1,504	1,504
520-1640	LIFE INSURANCE EXPENSE	168	191	226	277
520-1645	DENTAL INSURANCE	441	543	582	236
520-1650	DISABILITY INSURANCE-REG	224	200	230	282
520-1755	STAFF HEALTH CLUB REIMB	24	41	0	0
*	PERSONNEL SERVICES	106,899	135,698	157,831	168,946
520-2120	GENERAL OFFICE SUPPLIES	100	24	100	50
520-2130	SMALL OFFICE FURNISHINGS	0	0	0	250
520-2205	FOOD & BEVERAGE SUPPLIES	0	0	250	250
520-3015	TELEPHONE CHARGES	755	646	800	600
520-3205	POSTAGE	21	34	50	25
520-6005	TRAVEL EXPENSES	769	606	2,000	2,000
520-6010	CONFERENCES & SEMINARS	200	929	1,750	1,750
520-6105	DUES & MEMBERSHIPS	560	580	550	580
*	OPERATIONAL SUPPLIES	2,405	2,819	5,500	5,505
520-7005	PRINTING SERVICES	0	0	50	50
520-7305	LIABILITY INSURANCE	2,136	1,710	1,420	1,776
*	OTHER PURCHASES/SERVICES	2,136	1,710	1,470	1,826
520-8315	COMPUTER EQUIPMENT	802	0	0	0
*	CAPITAL OUTLAY & IMPROVE	802	0	0	0
**	ADMINISTRATION	112,242	140,227	164,801	176,277

ADOPTED BUDGET EXPENDITURES
FOR FISCAL YEAR 2023

ACCOUNT	ACCOUNT DESCRIPTION	FY 2020 ACTUAL EXPENSES	FY 2021 ACTUAL EXPENSES	FY 2022 ADJ BUDGET EXPENSES	FY 2023 ADOPTED EXPENSES
FUND 001	GENERAL FUND				
DEPT 45	PUBLIC WORKS				
DIV 02	CITY FACILITY MAINTENANCE				
520-1010	REGULAR-FT	52,622	59,837	67,152	70,593
520-1020	OVERTIME-FT	647	569	500	500
520-1505	HOLIDAY PAY	2,080	2,297	0	0
520-1510	LONGEVITY PAY	551	946	977	999
520-1520	VACATION PAY	2,986	3,022	0	0
520-1530	STANDBY PAY	801	727	800	800
520-1540	COMPENSATION TIME PAY	1,068	614	0	0
520-1565	SICK PAY	3,412	2,128	0	0
520-1570	FLOATING HOLIDAY PAY	412	567	0	0
520-1595	CELL PHONE ALLOWANCE	1,011	1,051	1,051	1,051
520-1605	HEALTH INSURANCE	17,872	19,580	19,435	21,047
520-1610	WORKER'S COMPENSATION	2,209	3,624	3,565	3,793
520-1615	FICA EXPENSE	4,477	4,961	4,832	5,067
520-1625	LAGERS RETIREMENT EXPENSE	8,205	9,264	9,374	9,613
520-1640	LIFE INSURANCE EXPENSE	143	145	145	152
520-1645	DENTAL INSURANCE	842	831	817	817
520-1650	DISABILITY INSURANCE-REG	192	152	152	158
*	PERSONNEL SERVICES	99,530	110,315	108,800	114,590
520-2010	WEARING APPAREL & ACCESS	6	316	0	325
520-2015	JANITORIAL SUPPLIES	8,524	7,014	8,000	7,000
520-2030	MAINTENANCE SUPPLIES	1,094	283	800	800
520-2040	HARDWARE SUPPLIES	290	43	300	250
520-2045	PAINT & PAINT SUPPLIES	2,385	2,207	2,500	2,500
520-2050	OPERATIONAL SUPPLIES	1,192	799	2,500	3,000
520-2055	ELECTRICAL SUPPLIES	3,295	1,705	3,500	2,500
520-2405	HAND TOOLS	1,063	739	750	750
520-2415	MACHINERY,TOOLS,IMPLEMENT	500	500	500	500
520-2605	CHEMICAL & LABORATORY SUP	2,670	58-	2,750	2,000
520-2825	SAFETY EQUIPMENT	188	144	200	200
520-3005	ELECTRIC CHARGES	143,473	138,847	145,000	160,000
520-3010	GAS CHARGES	26,072	24,531	31,000	40,000
520-3015	TELEPHONE CHARGES	1,609	1,664	1,750	1,700
520-3020	WATER CHARGES	747	834	700	1,100
520-3030	WASTEWATER CHARGES	390	511	2,600	3,400
520-3035	SANITATION CHARGES	1,948	2,231	1,950	2,650
520-3115	FUEL,OIL,& DIESEL	3,688	5,373	4,000	7,000
520-3125	PEST CONTROL	2,040	2,400	2,400	2,400
520-3210	FREIGHT & DELIVERY	498	215	350	250
520-4105	PROPERTY REPAIRS & MAINT	154	0	500	0
520-4120	BUILDING REPAIRS	10,158	10,348	19,925	12,000
520-4125	GENERAL EQUIPMENT REPAIRS	16,864	12,024	12,000	12,000
520-4210	CENTRAL GARAGE REPAIRS	21,285	16,408	15,000	5,000

ADOPTED BUDGET EXPENDITURES
FOR FISCAL YEAR 2023

ACCOUNT	ACCOUNT DESCRIPTION	FY 2020 ACTUAL EXPENSES	FY 2021 ACTUAL EXPENSES	FY 2022 ADJ BUDGET EXPENSES	FY 2023 ADOPTED EXPENSES
FUND 001	GENERAL FUND				
DEPT 45	PUBLIC WORKS				
DIV 02	CITY FACILITY MAINTENANCE				
520-5265	MAINTENANCE CONTRACTS/AGR	3,656	3,661	6,500	7,500
520-6005	TRAVEL EXPENSES	199	135	100	100
520-6010	CONFERENCES & SEMINARS	120	0	200	200
*	OPERATIONAL SUPPLIES	254,108	232,874	265,775	275,125
520-7020	LEGAL NOTICES	308	0	0	0
520-7030	FEES & PERMITS	2,002	1,826	3,350	3,800
520-7305	LIABILITY INSURANCE	4,209	3,267	2,716	3,335
*	OTHER PURCHASES/SERVICES	6,519	5,093	6,066	7,135
520-8010	BUILDING IMPROVEMENTS	100,297	18,056	90,000	20,500
520-8210	MOTOR VEHICLES	0	0	0	0
520-8220	OPERATING EQUIPMENT	10,250	0	11,200	0
520-8315	COMPUTER EQUIPMENT	0	0	0	0
*	CAPITAL OUTLAY & IMPROVE	110,547	18,056	101,200	20,500
**	CITY FACILITY MAINTENANCE	470,704	366,338	481,841	417,350

ADOPTED BUDGET EXPENDITURES
FOR FISCAL YEAR 2023

ACCOUNT	ACCOUNT DESCRIPTION	FY 2020 ACTUAL EXPENSES	FY 2021 ACTUAL EXPENSES	FY 2022 ADJ BUDGET EXPENSES	FY 2023 ADOPTED EXPENSES
FUND 001	GENERAL FUND				
DEPT 45	PUBLIC WORKS				
DIV 04	CITY HALL MAINTENANCE				
520-1010	REGULAR-FT	63,958	71,726	83,197	87,020
520-1020	OVERTIME-FT	0	3	0	0
520-1505	HOLIDAY PAY	2,663	2,846	0	0
520-1510	LONGEVITY PAY	2,527	2,860	2,917	3,641
520-1520	VACATION PAY	4,550	4,901	0	0
520-1530	STANDBY PAY	0	54	0	0
520-1535	AUTO ALLOWANCE	1,736	1,805	1,805	1,805
520-1540	COMPENSATION TIME PAY	3,116	1,800	0	0
520-1565	SICK PAY	2,491	458	0	0
520-1570	FLOATING HOLIDAY PAY	592	629	0	0
520-1595	CELL PHONE ALLOWANCE	842	1,068	1,252	1,252
520-1605	HEALTH INSURANCE	24,214	21,308	19,435	21,047
520-1610	WORKER'S COMPENSATION	2,880	4,465	4,555	4,781
520-1615	FICA EXPENSE	5,496	6,141	6,211	6,530
520-1625	LAGERS RETIREMENT EXPENSE	10,317	9,765	11,860	12,183
520-1635	DEFERRED COMP EXPENSE	1,446	1,504	1,504	1,504
520-1640	LIFE INSURANCE EXPENSE	182	183	179	186
520-1645	DENTAL INSURANCE	1,199	916	817	817
520-1650	DISABILITY INSURANCE-REG	244	190	182	191
*	PERSONNEL SERVICES	128,453	132,622	133,914	140,957
520-2010	WEARING APPAREL & ACCESS	7	367	0	400
520-2015	JANITORIAL SUPPLIES	9,505	7,922	10,000	10,000
520-2030	MAINTENANCE SUPPLIES	994	1,204	1,000	1,000
520-2040	HARDWARE SUPPLIES	347	571	400	400
520-2045	PAINT & PAINT SUPPLIES	2,500	2,200	2,500	2,500
520-2050	OPERATIONAL SUPPLIES	2,048	4,329	3,500	4,500
520-2055	ELECTRICAL SUPPLIES	3,975	3,714	4,000	4,000
520-2405	HAND TOOLS	730	979	750	750
520-2415	MACHINERY,TOOLS,IMPLEMENT	500	500	500	500
520-2605	CHEMICAL & LABORATORY SUP	3,647	114-	4,000	3,500
520-2825	SAFETY EQUIPMENT	222	144	150	150
520-3005	ELECTRIC CHARGES	114,920	114,276	116,000	115,000
520-3010	GAS CHARGES	20,041	21,605	22,500	30,000
520-3015	TELEPHONE CHARGES	315	277	350	200
520-3020	WATER CHARGES	7,424	8,371	8,200	8,000
520-3025	CABLE CHARGES	2,262	2,701	2,675	3,000
520-3030	WASTEWATER CHARGES	3,621	4,339	3,800	3,500
520-3035	SANITATION CHARGES	546	599	550	500
520-3115	FUEL,OIL,& DIESEL	577	765-	500	500
520-3125	PEST CONTROL	2,580	2,940	2,940	2,940
520-3210	FREIGHT & DELIVERY	98	825	300	500
520-4120	BUILDING REPAIRS	4,020	4,033	8,000	15,000

ADOPTED BUDGET EXPENDITURES
FOR FISCAL YEAR 2023

ACCOUNT	ACCOUNT DESCRIPTION	FY 2020 ACTUAL EXPENSES	FY 2021 ACTUAL EXPENSES	FY 2022 ADJ BUDGET EXPENSES	FY 2023 ADOPTED EXPENSES
FUND 001	GENERAL FUND				
DEPT 45	PUBLIC WORKS				
DIV 04	CITY HALL MAINTENANCE				
520-4125	GENERAL EQUIPMENT REPAIRS	9,165	23,717	10,000	10,000
520-5265	MAINTENANCE CONTRACTS/AGR	15,040	17,197	18,000	17,000
520-6005	TRAVEL EXPENSES	0	0	100	100
520-6010	CONFERENCES & SEMINARS	60	395	200	200
520-6105	DUES & MEMBERSHIPS	40	0	40	0
*	OPERATIONAL SUPPLIES	205,184	222,326	220,955	234,140
520-7030	FEES & PERMITS	3,091	10,595	3,000	11,700
520-7305	LIABILITY INSURANCE	6,884	5,372	4,493	5,628
*	OTHER PURCHASES/SERVICES	9,975	15,967	7,493	17,328
520-8010	BUILDING IMPROVEMENTS	10,010	84,488	92,969	8,000
520-8220	OPERATING EQUIPMENT	40,016	3,940	6,773	0
520-8315	COMPUTER EQUIPMENT	0	0	0	1,000
*	CAPITAL OUTLAY & IMPROVE	50,026	88,428	99,742	9,000
**	CITY HALL MAINTENANCE	393,638	459,343	462,104	401,425

ADOPTED BUDGET EXPENDITURES
FOR FISCAL YEAR 2023

ACCOUNT	ACCOUNT DESCRIPTION	FY 2020 ACTUAL EXPENSES	FY 2021 ACTUAL EXPENSES	FY 2022 ADJ BUDGET EXPENSES	FY 2023 ADOPTED EXPENSES
FUND 001	GENERAL FUND				
DEPT 45	PUBLIC WORKS				
DIV 05	ENGINEERING				
520-1010	REGULAR-FT	459,067	473,304	590,888	600,711
520-1020	OVERTIME-FT	0	14	0	0
520-1110	REGULAR-PT	0	0	0	0
520-1505	HOLIDAY PAY	18,614	19,363	0	0
520-1510	LONGEVITY PAY	12,142	11,985	12,595	10,127
520-1520	VACATION PAY	19,343	38,893	0	0
520-1530	STANDBY PAY	0	0	0	0
520-1535	AUTO ALLOWANCE	0	0	0	0
520-1540	COMPENSATION TIME PAY	14,677	6,805	0	0
520-1545	CARE LEAVE PAY	173	6,136	0	0
520-1565	SICK PAY	11,746	14,124	0	0
520-1570	FLOATING HOLIDAY PAY	4,079	5,220	0	0
520-1575	CITIZENSHIP LEAVE PAY	0	0	0	0
520-1595	CELL PHONE ALLOWANCE	2,354	2,175	4,381	4,068
520-1605	HEALTH INSURANCE	102,998	103,973	112,421	121,744
520-1610	WORKER'S COMPENSATION	4,091	6,129	6,640	6,887
520-1615	FICA EXPENSE	39,309	42,394	42,736	42,927
520-1625	LAGERS RETIREMENT EXPENSE	61,648	67,078	80,846	79,937
520-1635	DEFERRED COMP EXPENSE	5,659	5,853	6,018	4,513
520-1640	LIFE INSURANCE EXPENSE	1,174	1,149	1,227	1,283
520-1645	DENTAL INSURANCE	4,865	4,538	4,675	4,675
520-1650	DISABILITY INSURANCE-REG	1,652	1,231	1,289	1,308
520-1755	STAFF HEALTH CLUB REIMB	136	20	0	0
*	PERSONNEL SERVICES	763,727	810,384	863,716	878,180
520-2050	OPERATIONAL SUPPLIES	1,927	1,028	1,500	1,000
520-2108	COMPUTER PERIPHERALS	0	0	0	0
520-2110	COMPUTER SOFTWARE	0	128	0	0
520-2120	GENERAL OFFICE SUPPLIES	1,612	2,102	2,000	2,200
520-2130	SMALL OFFICE FURNISHINGS	0	0	350	0
520-2325	PLATS & MAPS	0	0	1,000	0
520-2825	SAFETY EQUIPMENT	686	548	1,500	750
520-3015	TELEPHONE CHARGES	2,302	1,668	2,350	1,600
520-3115	FUEL,OIL,& DIESEL	3,507	4,178	3,500	5,800
520-3205	POSTAGE	467	403	500	500
520-3210	FREIGHT & DELIVERY	0	0	0	0
520-4210	CENTRAL GARAGE REPAIRS	4,520	10,796	5,000	5,000
520-5010	CONSULTING FEES	14,530	5,000	18,037	15,000
520-5040	COUNTY RECORDER FEES	68	323	500	1,500
520-5055	CONTRACTOR FEES	0	0	15,000	0
520-5115	TEMPORARY EMPLOYEE SERVIC	0	9,823	0	0
520-6005	TRAVEL EXPENSES	779	606	4,000	3,000
520-6010	CONFERENCES & SEMINARS	834	1,114	3,500	2,500

ADOPTED BUDGET EXPENDITURES
FOR FISCAL YEAR 2023

ACCOUNT	ACCOUNT DESCRIPTION	FY 2020 ACTUAL EXPENSES	FY 2021 ACTUAL EXPENSES	FY 2022 ADJ BUDGET EXPENSES	FY 2023 ADOPTED EXPENSES
FUND 001	GENERAL FUND				
DEPT 45	PUBLIC WORKS				
DIV 05	ENGINEERING				
520-6105	DUES & MEMBERSHIPS	841	1,140	1,200	2,800
520-6110	PUBLICATIONS & SUBSCRIPT	368	596	600	600
*	OPERATIONAL SUPPLIES	32,441	39,453	60,537	42,250
520-7005	PRINTING SERVICES	769	0	500	250
520-7010	COPY SERVICES	3,750	4,007	4,100	4,000
520-7020	LEGAL NOTICES	132	0	0	0
520-7030	FEES & PERMITS	82	0	100	0
520-7305	LIABILITY INSURANCE	29,331	22,330	18,627	22,744
*	OTHER PURCHASES/SERVICES	34,064	26,337	23,327	26,994
520-8210	MOTOR VEHICLES	0	26,491	26,000	27,500
520-8220	OPERATING EQUIPMENT	34,000	0	0	0
520-8315	COMPUTER EQUIPMENT	8,020	0	15,000	0
*	CAPITAL OUTLAY & IMPROVE	42,020	26,491	41,000	27,500
520-9997	EMERG COMMUNICATION SERV	2,626	2,626	2,626	2,626
*	OTHER FINANCING USES	2,626	2,626	2,626	2,626
**	ENGINEERING	874,878	905,291	991,206	977,550

ADOPTED BUDGET EXPENDITURES
FOR FISCAL YEAR 2023

ACCOUNT	ACCOUNT DESCRIPTION	FY 2020 ACTUAL EXPENSES	FY 2021 ACTUAL EXPENSES	FY 2022 ADJ BUDGET EXPENSES	FY 2023 ADOPTED EXPENSES
FUND 001	GENERAL FUND				
DEPT 45	PUBLIC WORKS				
DIV 06	OPERATIONS				
520-1010	REGULAR-FT	10,643	13,643	15,446	16,088
520-1505	HOLIDAY PAY	478	524	0	0
520-1510	LONGEVITY PAY	111	152	154	322
520-1520	VACATION PAY	212	465	0	0
520-1535	AUTO ALLOWANCE	287	361	361	361
520-1540	COMPENSATION TIME PAY	213	291	0	0
520-1565	SICK PAY	107	175	0	0
520-1570	FLOATING HOLIDAY PAY	105	116	0	0
520-1595	CELL PHONE ALLOWANCE	100	125	125	125
520-1605	HEALTH INSURANCE	954	1,465	1,262	1,367
520-1610	WORKER'S COMPENSATION	34	70	72	76
520-1615	FICA EXPENSE	936	1,249	1,128	1,139
520-1625	LAGERS RETIREMENT EXPENSE	1,480	2,046	2,140	2,197
520-1630	COMMUTER EXPENSE	0	0	0	0
520-1635	DEFERRED COMP EXPENSE	209	331	301	301
520-1640	LIFE INSURANCE EXPENSE	27	33	33	34
520-1645	DENTAL INSURANCE	40	57	47	47
520-1650	DISABILITY INSURANCE-REG	36	34	34	35
520-1755	STAFF HEALTH CLUB REIMB	0	12	0	0
*	PERSONNEL SERVICES	15,972	21,149	21,103	22,092
520-2050	OPERATIONAL SUPPLIES	60	392-	75	50
520-2105	COMPUTER SUPPLIES	148-	628	200	200
520-2108	COMPUTER PERIPHERALS	0	0	0	0
520-2120	GENERAL OFFICE SUPPLIES	430	366	450	250
520-3015	TELEPHONE CHARGES	600	582	650	550
520-3115	FUEL,OIL,& DIESEL	262	302	300	400
520-3205	POSTAGE	8	15	10	25
520-4210	CENTRAL GARAGE REPAIRS	1,069	669	800	1,000
520-5010	CONSULTING FEES	0	0	0	0
520-6005	TRAVEL EXPENSES	158	0	600	600
520-6010	CONFERENCES & SEMINARS	0	0	400	500
520-6105	DUES & MEMBERSHIPS	335	357	375	2,000
520-6110	PUBLICATIONS & SUBSCRIPT	168	454	400	450
*	OPERATIONAL SUPPLIES	2,942	2,981	4,260	6,025
520-7010	COPY SERVICES	3,251	3,620	3,500	3,400
520-7305	LIABILITY INSURANCE	1,747	1,419	1,174	1,467
*	OTHER PURCHASES/SERVICES	4,998	5,039	4,674	4,867
520-8315	COMPUTER EQUIPMENT	0	0	0	0

ADOPTED BUDGET EXPENDITURES
FOR FISCAL YEAR 2023

ACCOUNT	ACCOUNT DESCRIPTION	FY 2020 ACTUAL EXPENSES	FY 2021 ACTUAL EXPENSES	FY 2022 ADJ BUDGET EXPENSES	FY 2023 ADOPTED EXPENSES
FUND 001 GENERAL FUND					
DEPT 45 PUBLIC WORKS					
DIV 06 OPERATIONS					
*	CAPITAL OUTLAY & IMPROVE	0	0	0	0
**	OPERATIONS	23,912	29,169	30,037	32,984
***	PUBLIC WORKS	1,875,374	1,900,368	2,129,989	2,005,586

General Fund - Public Works

2022-2023 Department Staffing

Division	FTE	Position
Administration	1.00	Public Works Director
City Facility Maintenance	1.00	Building Maintenance Technician
	1.00	Custodian
City Hall Maintenance	1.00	Building Maintenance Supervisor
	1.00	Custodian
Engineering	1.00	Assistant Director of Public Works/Engr. Manager
	1.00	Civil Engineer II
	1.00	Civil Engineer I
	2.00	Construction Inspector
	3.00	Engineering Technician
	1.00	Land Surveyor
	1.00	Property Negotiator/Appraiser
	1.00	Engineering Assistant
	1.20	Administrative Assistant*
Operations	0.20	Assistant Director of Public Works/Operations
	17.40	**Total Full-Time FTE**

*Administrative Assistant position (.20 FTE) shared with Airport Fund.

Capital Expenditures

Division		
City Facility Maintenance	Replacement Floor - Jail Booking Area	$ 20,500
City Hall Maintenance	Rooftop Ladder (2)	8,000
	Replacement Computer	1,000
Engineering	Replacement 1/2-Ton Regular Cab 4x4 Truck	27,500
		$ 57,000

ADOPTED BUDGET EXPENDITURES
FOR FISCAL YEAR 2023

ACCOUNT	ACCOUNT DESCRIPTION	FY 2020 ACTUAL EXPENSES	FY 2021 ACTUAL EXPENSES	FY 2022 ADJ BUDGET EXPENSES	FY 2023 ADOPTED EXPENSES
FUND 001	GENERAL FUND				
DEPT 55	POLICE				
DIV 01	ADMINISTRATION				
510-1010	REGULAR-FT	286,826	298,663	333,741	356,871
510-1020	OVERTIME-FT	634	1,795	1,000	1,000
510-1505	HOLIDAY PAY	10,837	11,436	0	0
510-1510	LONGEVITY PAY	6,653	5,674	6,757	5,842
510-1515	SPECIAL RESPONSE TEAM PAY	471	812	903	903
510-1520	VACATION PAY	22,230	19,763	0	0
510-1530	STANDBY PAY	1,754	1,934	500	0
510-1540	COMPENSATION TIME PAY	2,293	13,063	0	0
510-1545	CARE LEAVE PAY	0	0	0	0
510-1550	CLOTHING ALLOWANCE	0	0	0	0
510-1565	SICK PAY	4,425	3,090	0	0
510-1570	FLOATING HOLIDAY PAY	2,600	2,387	0	0
510-1595	CELL PHONE ALLOWANCE	1,911	1,393	1,878	1,878
510-1605	HEALTH INSURANCE	48,301	50,128	51,995	48,927
510-1610	WORKER'S COMPENSATION	9,287	14,954	15,044	17,651
510-1615	FICA EXPENSE	7,151	7,334	7,356	7,022
510-1620	POLICE & FIRE PENSION EXP	36,596	0	0	0
510-1625	LAGERS RETIREMENT EXPENSE	16,959	36,008	39,029	40,544
510-1635	DEFERRED COMP EXPENSE	2,902	3,009	3,009	3,009
510-1640	LIFE INSURANCE EXPENSE	736	697	713	762
510-1645	DENTAL INSURANCE	2,387	2,212	2,217	1,871
510-1650	DISABILITY INSURANCE-REG	148	454	498	536
510-1755	STAFF HEALTH CLUB REIMB	0	0	0	0
*	PERSONNEL SERVICES	465,101	474,806	464,640	486,816
510-2010	WEARING APPAREL & ACCESS	204	268	436	400
510-2050	OPERATIONAL SUPPLIES	291	48	200	200
510-2120	GENERAL OFFICE SUPPLIES	142	101	100	150
510-2130	SMALL OFFICE FURNISHINGS	0	100	500	300
510-2205	FOOD & BEVERAGE SUPPLIES	144	353	100	100
510-3015	TELEPHONE CHARGES	2,459	1,944	2,200	2,200
510-3115	FUEL,OIL,& DIESEL	6,027	11,203	11,100	12,700
510-3205	POSTAGE	43	138	250	150
510-3210	FREIGHT & DELIVERY	0	0	0	0
510-4210	CENTRAL GARAGE REPAIRS	8,027	14,119	6,500	11,000
510-5010	CONSULTING FEES	4,745	816	4,745	4,745
510-5055	CONTRACTOR FEES	0	1,038	0	10,000
510-6005	TRAVEL EXPENSES	10,704	3,957	15,000	20,000
510-6010	CONFERENCES & SEMINARS	16,694	30,722	25,000	25,000
510-6105	DUES & MEMBERSHIPS	1,443	1,220	1,450	1,500
510-6110	PUBLICATIONS & SUBSCRIPT	1,405	1,405	1,405	1,450
510-6115	EDUCATIONAL MATERIALS	0	0	500	500

ADOPTED BUDGET EXPENDITURES
FOR FISCAL YEAR 2023

ACCOUNT	ACCOUNT DESCRIPTION	FY 2020 ACTUAL EXPENSES	FY 2021 ACTUAL EXPENSES	FY 2022 ADJ BUDGET EXPENSES	FY 2023 ADOPTED EXPENSES
FUND 001 GENERAL FUND					
DEPT 55 POLICE					
DIV 01 ADMINISTRATION					
*	OPERATIONAL SUPPLIES	52,328	67,432	69,486	90,395
510-7005	PRINTING SERVICES	0	0	50	50
510-7030	FEES & PERMITS	109	109	150	150
510-7305	LIABILITY INSURANCE	25,637	19,341	16,153	19,650
510-7476	JOINT DRUG TASK FORCE	4,000	4,000	4,000	4,000
*	OTHER PURCHASES/SERVICES	29,746	23,450	20,353	23,850
510-8315	COMPUTER EQUIPMENT	1,604	0	0	3,000
*	CAPITAL OUTLAY & IMPROVE	1,604	0	0	3,000
**	ADMINISTRATION	548,779	565,688	554,479	604,061

ADOPTED BUDGET EXPENDITURES
FOR FISCAL YEAR 2023

ACCOUNT	ACCOUNT DESCRIPTION	FY 2020 ACTUAL EXPENSES	FY 2021 ACTUAL EXPENSES	FY 2022 ADJ BUDGET EXPENSES	FY 2023 ADOPTED EXPENSES
FUND 001	GENERAL FUND				
DEPT 55	POLICE				
DIV 02	UNIFORM OPERATIONS				
510-1010	REGULAR-FT	1,540,878	1,602,316	1,881,917	2,082,073
510-1020	OVERTIME-FT	28,208	29,849	30,000	40,000
510-1110	REGULAR-PT	696	7,616	10,000	10,200
510-1120	OVERTIME-PT	0	93	0	0
510-1210	REGULAR-SEAS	0	0	0	0
510-1505	HOLIDAY PAY	57,389	60,076	0	0
510-1510	LONGEVITY PAY	19,502	18,789	23,320	23,888
510-1515	SPECIAL RESPONSE TEAM PAY	11,314	7,939	10,832	16,248
510-1520	VACATION PAY	79,083	79,437	0	0
510-1530	STANDBY PAY	49,125	45,233	50,000	50,000
510-1540	COMPENSATION TIME PAY	47,375	58,443	0	0
510-1545	CARE LEAVE PAY	0	0	0	0
510-1550	CLOTHING ALLOWANCE	0	0	0	0
510-1565	SICK PAY	53,112	63,621	0	0
510-1570	FLOATING HOLIDAY PAY	12,553	12,383	0	0
510-1595	CELL PHONE ALLOWANCE	3,566	3,701	4,160	3,567
510-1605	HEALTH INSURANCE	339,124	345,898	362,451	391,964
510-1610	WORKER'S COMPENSATION	57,751	88,272	94,083	112,621
510-1615	FICA EXPENSE	28,560	31,197	31,334	42,995
510-1620	POLICE & FIRE PENSION EXP	213,171	0	0	0
510-1625	LAGERS RETIREMENT EXPENSE	59,379	200,788	242,036	320,480
510-1635	DEFERRED COMP EXPENSE	1,446	1,504	1,504	1,504
510-1640	LIFE INSURANCE EXPENSE	3,943	3,794	4,026	4,450
510-1645	DENTAL INSURANCE	15,970	16,215	15,988	16,585
510-1650	DISABILITY INSURANCE-REG	122	2,548	3,007	4,281
510-1755	STAFF HEALTH CLUB REIMB	240	360	0	0
*	PERSONNEL SERVICES	2,622,507	2,680,072	2,764,658	3,120,856
510-2010	WEARING APPAREL & ACCESS	49,022	17,478	31,168	23,000
510-2020	MOTOR VEHICLE SUPPLIES	1,485	650	600	650
510-2050	OPERATIONAL SUPPLIES	19,942	19,865	22,000	21,200
510-2108	COMPUTER PERIPHERALS	0	0	0	0
510-2120	GENERAL OFFICE SUPPLIES	819	398	500	500
510-2130	SMALL OFFICE FURNISHINGS	0	1,000	1,000	1,000
510-2205	FOOD & BEVERAGE SUPPLIES	332	87	400	400
510-2730	K-9 PATROL SUPPLIES	9,954	7,364	12,200	10,000
510-2750	SRT OPERATIONAL SUPPLIES	18,129	10,636	19,515	17,500
510-3015	TELEPHONE CHARGES	4,032	2,470	4,500	2,800
510-3105	CELLULAR TELEPHONE	593	610	610	600
510-3115	FUEL,OIL,& DIESEL	114,772	136,441	178,000	175,000
510-3205	POSTAGE	12	7	25	25
510-3210	FREIGHT & DELIVERY	440	19	199	100
510-4105	PROPERTY REPAIRS & MAINT	0	0	1,500	0

ADOPTED BUDGET EXPENDITURES
FOR FISCAL YEAR 2023

ACCOUNT	ACCOUNT DESCRIPTION	FY 2020 ACTUAL EXPENSES	FY 2021 ACTUAL EXPENSES	FY 2022 ADJ BUDGET EXPENSES	FY 2023 ADOPTED EXPENSES
FUND 001	GENERAL FUND				
DEPT 55	POLICE				
DIV 02	UNIFORM OPERATIONS				
510-4210	CENTRAL GARAGE REPAIRS	239,290	201,353	163,000	200,000
510-4215	OTHER VEHICLE REPAIRS	0	0	0	0
510-4220	VEHICLE CLEANING	420	0	400	0
510-5008	COVID-19 FEES	226	0	0	0
510-6015	SRT TRAVEL EXPENSES	331	1,675	2,500	2,500
510-6020	SRT CONFERENCES & SEMINAR	610	5,561	2,500	2,500
510-6025	K-9 TRAVEL EXPENSES	84	2,659	3,000	3,000
510-6030	K-9 CONFERENCES & SEMINAR	0	1,195	2,500	2,500
510-6105	DUES & MEMBERSHIPS	665	625	1,650	650
*	OPERATIONAL SUPPLIES	461,158	410,093	447,767	463,925
510-7005	PRINTING SERVICES	0	0	0	0
510-7010	COPY SERVICES	1,307	1,419	1,500	1,600
510-7030	FEES & PERMITS	3,121	3,712	3,000	4,500
510-7305	LIABILITY INSURANCE	119,665	99,975	74,376	88,626
*	OTHER PURCHASES/SERVICES	124,093	105,106	78,876	94,726
510-8210	MOTOR VEHICLES	281,143	391,256	247,985	175,500
510-8220	OPERATING EQUIPMENT	81,210	162,042	87,900	21,000
510-8315	COMPUTER EQUIPMENT	2,348	0	0	0
*	CAPITAL OUTLAY & IMPROVE	364,701	553,298	335,885	196,500
**	UNIFORM OPERATIONS	3,572,459	3,748,569	3,627,186	3,876,007

ADOPTED BUDGET EXPENDITURES
FOR FISCAL YEAR 2023

ACCOUNT	ACCOUNT DESCRIPTION	FY 2020 ACTUAL EXPENSES	FY 2021 ACTUAL EXPENSES	FY 2022 ADJ BUDGET EXPENSES	FY 2023 ADOPTED EXPENSES
FUND 001	GENERAL FUND				
DEPT 55	POLICE				
DIV 03	INVESTIGATIONS				
510-1010	REGULAR-FT	845,685	924,274	1,074,342	1,178,417
510-1020	OVERTIME-FT	30,810	42,730	35,000	35,000
510-1110	REGULAR-PT	0	0	0	0
510-1505	HOLIDAY PAY	29,612	32,571	0	0
510-1510	LONGEVITY PAY	13,041	15,849	17,267	20,315
510-1515	SPECIAL RESPONSE TEAM PAY	3,846	4,497	5,416	3,611
510-1520	VACATION PAY	49,091	41,369	0	0
510-1530	STANDBY PAY	58,680	66,292	60,000	60,000
510-1540	COMPENSATION TIME PAY	31,473	13,223	0	0
510-1550	CLOTHING ALLOWANCE	0	0	0	0
510-1565	SICK PAY	19,709	24,062	0	0
510-1570	FLOATING HOLIDAY PAY	7,306	6,021	0	0
510-1595	CELL PHONE ALLOWANCE	6,519	8,927	12,767	12,767
510-1605	HEALTH INSURANCE	189,197	189,635	220,600	231,515
510-1610	WORKER'S COMPENSATION	31,190	49,551	51,416	64,264
510-1615	FICA EXPENSE	19,484	20,360	21,012	24,534
510-1620	POLICE & FIRE PENSION EXP	116,560	0	0	0
510-1625	LAGERS RETIREMENT EXPENSE	37,906	129,965	154,988	169,443
510-1635	DEFERRED COMP EXPENSE	1,446	1,504	1,504	1,504
510-1640	LIFE INSURANCE EXPENSE	2,033	2,006	2,299	2,523
510-1645	DENTAL INSURANCE	9,786	8,608	9,449	9,684
510-1650	DISABILITY INSURANCE-REG	219	1,334	1,925	2,284
510-1755	STAFF HEALTH CLUB REIMB	0	0	0	0
*	PERSONNEL SERVICES	1,503,593	1,582,778	1,667,985	1,815,861
510-2010	WEARING APPAREL & ACCESS	4,737	4,122	4,500	4,500
510-2050	OPERATIONAL SUPPLIES	4,552	3,741	5,000	4,000
510-2108	COMPUTER PERIPHERALS	0	0	1,000	1,200
510-2110	COMPUTER SOFTWARE	2,360	274	2,400	500
510-2120	GENERAL OFFICE SUPPLIES	754	931	1,100	1,000
510-2125	SMALL OFFICE EQUIPMENT	0	2,251	2,400	0
510-2130	SMALL OFFICE FURNISHINGS	950	910	1,000	1,500
510-2205	FOOD & BEVERAGE SUPPLIES	1,312	18	500	500
510-2605	CHEMICAL & LABORATORY SUP	2,442	1,799	2,666	6,600
510-2835	EQUIPMENT LEASE & RENTAL	380	0	14,400	15,600
510-3015	TELEPHONE CHARGES	5,819	4,443	5,700	5,000
510-3115	FUEL,OIL,& DIESEL	18,824	23,501	45,000	36,500
510-3205	POSTAGE	98	39	50	50
510-3210	FREIGHT & DELIVERY	1,026	578	1,065	600
510-4210	CENTRAL GARAGE REPAIRS	30,256	27,688	20,000	30,000
510-5050	LAB SERVICES	1,014	0	1,500	1,000
510-5265	MAINTENANCE CONTRACTS/AGR	1,518	1,542	1,525	2,300
510-5270	INTERPRETER SERVICES	0	0	0	0

ADOPTED BUDGET EXPENDITURES
FOR FISCAL YEAR 2023

ACCOUNT	ACCOUNT DESCRIPTION	FY 2020 ACTUAL EXPENSES	FY 2021 ACTUAL EXPENSES	FY 2022 ADJ BUDGET EXPENSES	FY 2023 ADOPTED EXPENSES
FUND 001	GENERAL FUND				
DEPT 55	POLICE				
DIV 03	INVESTIGATIONS				
510-6105	DUES & MEMBERSHIPS	8,797	11,352	13,000	11,700
*	OPERATIONAL SUPPLIES	84,839	83,189	122,806	122,550
510-7005	PRINTING SERVICES	0	0	0	0
510-7010	COPY SERVICES	4,526	4,624	4,650	4,800
510-7030	FEES & PERMITS	900	678	900	700
510-7081	CYBER CRIMES PROGRAM	913	620	0	0
510-7305	LIABILITY INSURANCE	68,889	50,803	42,572	51,345
*	OTHER PURCHASES/SERVICES	75,228	56,725	48,122	56,845
510-8210	MOTOR VEHICLES	56,169	0	0	0
510-8220	OPERATING EQUIPMENT	5,883	3,500	2,600	0
510-8315	COMPUTER EQUIPMENT	19,020	0	17,500	0
*	CAPITAL OUTLAY & IMPROVE	81,072	3,500	20,100	0
**	INVESTIGATIONS	1,744,732	1,726,192	1,859,013	1,995,256

ADOPTED BUDGET EXPENDITURES
FOR FISCAL YEAR 2023

ACCOUNT	ACCOUNT DESCRIPTION	FY 2020 ACTUAL EXPENSES	FY 2021 ACTUAL EXPENSES	FY 2022 ADJ BUDGET EXPENSES	FY 2023 ADOPTED EXPENSES
FUND 001	GENERAL FUND				
DEPT 55	POLICE				
DIV 04	PROFESSIONAL STANDARDS				
510-1010	REGULAR-FT	266,242	330,464	403,465	441,260
510-1020	OVERTIME-FT	1,657	2,080	1,500	2,000
510-1110	REGULAR-PT	0	0	0	0
510-1505	HOLIDAY PAY	10,972	13,225	0	0
510-1510	LONGEVITY PAY	6,736	8,178	11,586	9,444
510-1515	SPECIAL RESPONSE TEAM PAY	1,264	1,444	1,805	903
510-1520	VACATION PAY	15,961	27,763	0	0
510-1530	STANDBY PAY	4,063	2,869	2,000	3,000
510-1540	COMPENSATION TIME PAY	5,677	23,261	0	0
510-1550	CLOTHING ALLOWANCE	0	0	0	0
510-1565	SICK PAY	25,185	19,973	0	0
510-1570	FLOATING HOLIDAY PAY	2,057	2,405	0	0
510-1575	CITIZENSHIP LEAVE PAY	0	0	0	0
510-1595	CELL PHONE ALLOWANCE	1,148	1,342	1,127	1,155
510-1605	HEALTH INSURANCE	84,322	100,522	104,494	98,401
510-1610	WORKER'S COMPENSATION	5,932	12,133	12,341	14,763
510-1615	FICA EXPENSE	13,434	15,612	15,490	17,161
510-1620	POLICE & FIRE PENSION EXP	20,487	0	0	0
510-1625	LAGERS RETIREMENT EXPENSE	20,081	32,739	32,533	43,869
510-1635	DEFERRED COMP EXPENSE	1,446	1,504	1,504	1,504
510-1640	LIFE INSURANCE EXPENSE	726	808	834	912
510-1645	DENTAL INSURANCE	4,090	4,076	3,962	3,616
510-1650	DISABILITY INSURANCE-REG	498	487	491	652
510-1755	STAFF HEALTH CLUB REIMB	80	90	0	0
*	PERSONNEL SERVICES	492,058	600,975	593,132	638,640
510-2010	WEARING APPAREL & ACCESS	240	1,022	350	250
510-2050	OPERATIONAL SUPPLIES	217	1,410	500	500
510-2105	COMPUTER SUPPLIES	2,624	1,320	1,429	1,200
510-2110	COMPUTER SOFTWARE	0	0	760	0
510-2120	GENERAL OFFICE SUPPLIES	1,291	1,695	1,500	1,500
510-2130	SMALL OFFICE FURNISHINGS	464	593	0	400
510-2765	FIRING RANGE OPERATIONAL	20,054	26,671-	40,960	25,000
510-3015	TELEPHONE CHARGES	3,439	2,903	3,500	3,400
510-3115	FUEL,OIL,& DIESEL	0	0	5,150	0
510-3205	POSTAGE	664	920	750	1,000
510-4105	PROPERTY REPAIRS & MAINT	0	1,527	0	0
510-4210	CENTRAL GARAGE REPAIRS	12	0	100	0
510-5265	MAINTENANCE CONTRACTS/AGR	10,056	12,882	13,500	11,500
510-6035	FIRING RANGE TRAVEL EXPEN	0	0	1,000	1,000
510-6040	FIRING RANGE CONFERENCE/S	0	2,250	2,000	2,000
510-6105	DUES & MEMBERSHIPS	40	0	565	0
510-6115	EDUCATIONAL MATERIALS	0	0	0	0

ADOPTED BUDGET EXPENDITURES
FOR FISCAL YEAR 2023

ACCOUNT	ACCOUNT DESCRIPTION	FY 2020 ACTUAL EXPENSES	FY 2021 ACTUAL EXPENSES	FY 2022 ADJ BUDGET EXPENSES	FY 2023 ADOPTED EXPENSES
FUND 001 GENERAL FUND					
DEPT 55 POLICE					
DIV 04 PROFESSIONAL STANDARDS					
*	OPERATIONAL SUPPLIES	39,101	149-	72,064	47,750
510-7005	PRINTING SERVICES	527	936	500	1,000
510-7010	COPY SERVICES	3,422	3,498	3,500	4,100
510-7030	FEES & PERMITS	1,452	30	100	50
510-7305	LIABILITY INSURANCE	17,009	13,631	11,293	14,061
*	OTHER PURCHASES/SERVICES	22,410	18,095	15,393	19,211
510-8010	BUILDING IMPROVEMENTS	0	2,850	0	0
510-8220	OPERATING EQUIPMENT	0	8,318	8,550	0
510-8315	COMPUTER EQUIPMENT	3,804	0	958	3,000
*	CAPITAL OUTLAY & IMPROVE	3,804	11,168	9,508	3,000
510-9997	EMERG COMMUNICATION	1,167,900	1,167,900	1,167,900	1,167,900
*	OTHER FINANCING USES	1,167,900	1,167,900	1,167,900	1,167,900
**	PROFESSIONAL STANDARDS	1,725,273	1,797,989	1,857,997	1,876,501

ADOPTED BUDGET EXPENDITURES
FOR FISCAL YEAR 2023

ACCOUNT	ACCOUNT DESCRIPTION	FY 2020 ACTUAL EXPENSES	FY 2021 ACTUAL EXPENSES	FY 2022 ADJ BUDGET EXPENSES	FY 2023 ADOPTED EXPENSES
FUND 001 GENERAL FUND					
DEPT 55 POLICE					
DIV 05 DRUG FORFEITURE					
510-7050	UNDERCOVER OPER/DRUG BUY	2,404	2,606	10,000	5,000
*	OTHER PURCHASES/SERVICES	2,404	2,606	10,000	5,000
**	DRUG FORFEITURE	2,404	2,606	10,000	5,000

ADOPTED BUDGET EXPENDITURES
FOR FISCAL YEAR 2023

ACCOUNT	ACCOUNT DESCRIPTION	FY 2020 ACTUAL EXPENSES	FY 2021 ACTUAL EXPENSES	FY 2022 ADJ BUDGET EXPENSES	FY 2023 ADOPTED EXPENSES
FUND 001	GENERAL FUND				
DEPT 55	POLICE				
DIV 07	JAIL SERVICES				
510-1010	REGULAR-FT	463,667	494,698	536,939	525,535
510-1020	OVERTIME-FT	27,717	27,076	25,000	27,500
510-1110	REGULAR-PT	24,722	20,222	50,070	51,070
510-1120	OVERTIME-PT	1,146	1,748	1,500	1,000
510-1505	HOLIDAY PAY	17,261	18,191	0	0
510-1510	LONGEVITY PAY	1,515	1,396	2,004	2,234
510-1520	VACATION PAY	12,727	17,904	0	0
510-1530	STANDBY PAY	424	199	0	750
510-1540	COMPENSATION TIME PAY	15,222	12,403	0	0
510-1545	CARE LEAVE PAY	2,147	1,130	0	0
510-1565	SICK PAY	9,864	8,529	0	0
510-1570	FLOATING HOLIDAY PAY	3,792	4,216	0	0
510-1595	CELL PHONE ALLOWANCE	587	626	626	626
510-1605	HEALTH INSURANCE	120,660	128,728	135,037	146,236
510-1610	WORKER'S COMPENSATION	883	1,486	1,625	2,774
510-1615	FICA EXPENSE	42,479	44,345	43,189	42,984
510-1620	POLICE & FIRE PENSION EXP	0	0	0	0
510-1625	LAGERS RETIREMENT EXPENSE	57,928	60,069	75,087	72,964
510-1635	DEFERRED COMP EXPENSE	1,446	1,504	1,504	1,504
510-1640	LIFE INSURANCE EXPENSE	1,110	1,096	1,159	1,129
510-1645	DENTAL INSURANCE	5,735	5,984	5,958	6,540
510-1650	DISABILITY INSURANCE-REG	1,485	1,099	1,237	1,207
510-1755	STAFF HEALTH CLUB REIMB	160	180	0	0
*	PERSONNEL SERVICES	812,677	852,829	880,935	884,053
510-2010	WEARING APPAREL & ACCESS	6,560	6,707	7,000	7,000
510-2015	JANITORIAL SUPPLIES	6,638	6,703	7,000	7,000
510-2030	MAINTENANCE SUPPLIES	812	537	750	750
510-2050	OPERATIONAL SUPPLIES	20,831	17,639	25,000	24,900
510-2108	COMPUTER PERIPHERALS	0	0	0	0
510-2130	SMALL OFFICE FURNISHINGS	1,310	1,331	1,500	1,500
510-2205	FOOD & BEVERAGE SUPPLIES	82,927	77,687	83,000	96,000
510-3015	TELEPHONE CHARGES	2,023	2,057	2,400	2,100
510-3025	CABLE CHARGES	474	558	550	550
510-3115	FUEL,OIL,& DIESEL	742	1,073	1,000	1,400
510-3205	POSTAGE	472	344	300	300
510-4105	PROPERTY REPAIRS & MAINT	0	0	0	0
510-4210	CENTRAL GARAGE REPAIRS	940	2,571	1,000	1,000
510-5008	COVID-19 FEES	6,270	5,796	0	0
510-5055	CONTRACTOR FEES	42,780	48,887	83,000	97,000
510-5095	ELECTRONIC MONITORING FEE	0	0	500	0
510-5096	CALLING CARD PROGRAM	2,283	2,146	2,500	2,200
510-5175	COMMISSARY PRODUCTS	310	0	0	0

ADOPTED BUDGET EXPENDITURES
FOR FISCAL YEAR 2023

ACCOUNT	ACCOUNT DESCRIPTION	FY 2020 ACTUAL EXPENSES	FY 2021 ACTUAL EXPENSES	FY 2022 ADJ BUDGET EXPENSES	FY 2023 ADOPTED EXPENSES
FUND 001	GENERAL FUND				
DEPT 55	POLICE				
DIV 07	JAIL SERVICES				
510-5270	INTERPRETER SERVICES	6	0	150	0
510-6005	TRAVEL EXPENSES	543	0	4,000	4,000
510-6010	CONFERENCES & SEMINARS	0	585	1,500	1,500
510-6105	DUES & MEMBERSHIPS	305	280	350	300
510-6110	PUBLICATIONS & SUBSCRIPT	180	180	180	180
*	OPERATIONAL SUPPLIES	176,406	175,081	221,680	247,680
510-7010	COPY SERVICES	3,612	3,478	3,600	3,700
510-7030	FEES & PERMITS	0	103	575	700
510-7305	LIABILITY INSURANCE	36,384	29,137	24,168	30,170
*	OTHER PURCHASES/SERVICES	39,996	32,718	28,343	34,570
510-8210	MOTOR VEHICLES	33,029	0	0	0
510-8220	OPERATING EQUIPMENT	16,003	14,841	21,000	9,750
510-8315	COMPUTER EQUIPMENT	9,198	0	0	2,000
*	CAPITAL OUTLAY & IMPROVE	58,230	14,841	21,000	11,750
**	JAIL SERVICES	1,087,309	1,075,469	1,151,958	1,178,053

ADOPTED BUDGET EXPENDITURES
FOR FISCAL YEAR 2023

ACCOUNT	ACCOUNT DESCRIPTION	FY 2020 ACTUAL EXPENSES	FY 2021 ACTUAL EXPENSES	FY 2022 ADJ BUDGET EXPENSES	FY 2023 ADOPTED EXPENSES
FUND 001	GENERAL FUND				
DEPT 55	POLICE				
DIV 08	SPECIAL SERVICES				
510-1010	REGULAR-FT	311,448	315,430	365,909	404,530
510-1020	OVERTIME-FT	9,787	8,195	6,000	10,000
510-1110	REGULAR-PT	0	0	0	0
510-1210	REGULAR-SEAS	22,703	32,026	33,500	34,170
510-1505	HOLIDAY PAY	11,195	11,488	0	0
510-1510	LONGEVITY PAY	4,889	6,848	8,670	4,926
510-1515	SPECIAL RESPONSE TEAM PAY	1,736	2,180	1,805	2,708
510-1520	VACATION PAY	21,115	33,749	0	0
510-1530	STANDBY PAY	9,734	8,021	8,000	8,000
510-1540	COMPENSATION TIME PAY	18,767	47,642	0	0
510-1550	CLOTHING ALLOWANCE	0	0	0	0
510-1565	SICK PAY	6,850	10,679	0	0
510-1570	FLOATING HOLIDAY PAY	2,518	3,531	0	0
510-1595	CELL PHONE ALLOWANCE	1,229	1,222	1,252	1,127
510-1605	HEALTH INSURANCE	56,488	62,236	58,305	77,354
510-1610	WORKER'S COMPENSATION	12,767	21,123	21,017	24,946
510-1615	FICA EXPENSE	7,345	8,749	9,054	10,776
510-1620	POLICE & FIRE PENSION EXP	52,248	0	0	0
510-1625	LAGERS RETIREMENT EXPENSE	12,466	19,000	23,582	49,490
510-1635	DEFERRED COMP EXPENSE	1,509	1,567	1,504	1,504
510-1640	LIFE INSURANCE EXPENSE	738	742	782	886
510-1645	DENTAL INSURANCE	2,295	2,719	2,452	3,380
510-1650	DISABILITY INSURANCE-REG	0	232	294	613
510-1755	STAFF HEALTH CLUB REIMB	0	0	0	0
*	PERSONNEL SERVICES	567,827	597,379	542,126	634,410
510-2010	WEARING APPAREL & ACCESS	64	369	1,895	500
510-2050	OPERATIONAL SUPPLIES	124	1,318	750	750
510-2108	COMPUTER PERIPHERALS	0	0	0	0
510-2110	COMPUTER SOFTWARE	2,555	1,250	2,600	1,250
510-2120	GENERAL OFFICE SUPPLIES	0	0	150	100
510-2130	SMALL OFFICE FURNISHINGS	670	0	500	0
510-2205	FOOD & BEVERAGE SUPPLIES	919	496	1,100	1,400
510-2735	DARE SUPPLIES	2,536	1,754	2,500	2,500
510-2755	EXPLORERS TRAVEL	0	0	3,000	3,000
510-2760	EXPLORERS WEARING APPAREL	1,248	1,616	1,500	1,500
510-2805	PROMOTIONAL MATERIALS	0	916	500	1,000
510-2810	CONVENTIONS & TRADE SHOWS	0	0	575	575
510-2835	EQUIPMENT LEASE & RENTAL	0	0	0	0
510-3005	ELECTRIC CHARGES	867	1,108	1,200	500
510-3010	GAS CHARGES	553	645	600	750
510-3015	TELEPHONE CHARGES	4,929	4,415	5,100	5,100
510-3020	WATER CHARGES	115	101	110	100

ADOPTED BUDGET EXPENDITURES
FOR FISCAL YEAR 2023

ACCOUNT	ACCOUNT DESCRIPTION	FY 2020 ACTUAL EXPENSES	FY 2021 ACTUAL EXPENSES	FY 2022 ADJ BUDGET EXPENSES	FY 2023 ADOPTED EXPENSES
FUND 001	GENERAL FUND				
DEPT 55	POLICE				
DIV 08	SPECIAL SERVICES				
510-3030	WASTEWATER CHARGES	391	414	425	450
510-3035	SANITATION CHARGES	0	0	0	0
510-3115	FUEL,OIL,& DIESEL	11,980	10,987	12,000	4,500
510-3125	PEST CONTROL	0	0	0	0
510-3205	POSTAGE	0	0	0	0
510-3210	FREIGHT & DELIVERY	150	0	0	0
510-4125	GENERAL EQUIPMENT REPAIRS	1,665	1,800	2,000	2,000
510-4210	CENTRAL GARAGE REPAIRS	19,184	22,473	20,000	5,500
*	OPERATIONAL SUPPLIES	47,950	49,662	56,505	31,475
510-7010	COPY SERVICES	610	790	800	100
510-7030	FEES & PERMITS	85	30	100	50
510-7305	LIABILITY INSURANCE	49,941	23,936	18,298	21,600
*	OTHER PURCHASES/SERVICES	50,636	24,756	19,198	21,750
510-8210	MOTOR VEHICLES	33,278	0	0	0
510-8220	OPERATING EQUIPMENT	32,149	0	0	0
510-8310	FURNISHINGS	0	0	0	0
510-8315	COMPUTER EQUIPMENT	0	0	7,000	1,750
*	CAPITAL OUTLAY & IMPROVE	65,427	0	7,000	1,750
**	SPECIAL SERVICES	731,840	671,797	624,829	689,385

ADOPTED BUDGET EXPENDITURES
FOR FISCAL YEAR 2023

ACCOUNT	ACCOUNT DESCRIPTION	FY 2020 ACTUAL EXPENSES	FY 2021 ACTUAL EXPENSES	FY 2022 ADJ BUDGET EXPENSES	FY 2023 ADOPTED EXPENSES
FUND 001	GENERAL FUND				
DEPT 55	POLICE				
DIV 90	GRANTS - FEDERAL				
510-1010	REGULAR-FT	121,252	113,017	129,663	141,331
510-1020	OVERTIME-FT	7,396	5,863	7,000	5,000
510-1505	HOLIDAY PAY	4,186	4,066	0	0
510-1510	LONGEVITY PAY	1,024	975	979	1,153
510-1515	SPECIAL RESPONSE TEAM PAY	434	426	903	0
510-1520	VACATION PAY	4,665	4,248	0	0
510-1530	STANDBY PAY	1,691	1,096	1,000	1,000
510-1540	COMPENSATION TIME PAY	2,930	1,809	0	0
510-1550	CLOTHING ALLOWANCE	0	0	0	0
510-1565	SICK PAY	6,282	3,296	0	0
510-1570	FLOATING HOLIDAY PAY	791	695	0	0
510-1595	CELL PHONE ALLOWANCE	555	578	578	578
510-1605	HEALTH INSURANCE	29,456	26,100	25,746	27,880
510-1610	WORKER'S COMPENSATION	4,521	5,912	6,546	7,751
510-1615	FICA EXPENSE	2,062	1,834	1,826	2,494
510-1620	POLICE & FIRE PENSION EXP	15,967	0	0	0
510-1625	LAGERS RETIREMENT EXPENSE	4,530	22,341	24,294	24,893
510-1635	DEFERRED COMP EXPENSE	0	0	0	0
510-1640	LIFE INSURANCE EXPENSE	281	237	277	303
510-1645	DENTAL INSURANCE	1,410	1,156	1,053	1,053
510-1650	DISABILITY INSURANCE-REG	0	222	299	323
510-1755	STAFF HEALTH CLUB REIMB	0	0	0	0
*	PERSONNEL SERVICES	209,433	193,871	200,164	213,759
510-2010	WEARING APPAREL & ACCESS	50,082	18,428	24,026	12,420
510-2050	OPERATIONAL SUPPLIES	131,888	143,482	102,634	74,964
510-3015	TELEPHONE CHARGES	0	0	0	0
510-5055	CONTRACTOR FEES	250,210	241,014	253,000	345,768
510-6005	TRAVEL EXPENSES	982	0	20,500	20,700
510-6010	CONFERENCES & SEMINARS	2,759	0	3,000	3,000
*	OPERATIONAL SUPPLIES	435,921	402,924	403,160	456,852
510-8210	MOTOR VEHICLES	0	40,032	40,000	0
510-8220	OPERATING EQUIPMENT	5,689	48,041	51,100	15,000
510-8315	COMPUTER EQUIPMENT	0	0	0	0
*	CAPITAL OUTLAY & IMPROVE	5,689	88,073	91,100	15,000
**	GRANTS - FEDERAL	651,043	684,868	694,424	685,611

ADOPTED BUDGET EXPENDITURES
FOR FISCAL YEAR 2023

ACCOUNT	ACCOUNT DESCRIPTION	FY 2020 ACTUAL EXPENSES	FY 2021 ACTUAL EXPENSES	FY 2022 ADJ BUDGET EXPENSES	FY 2023 ADOPTED EXPENSES
FUND 001	GENERAL FUND				
DEPT 55	POLICE				
DIV 93	GRANTS-LOCAL				
510-1010	REGULAR-FT	83,093	91,580	100,556	119,311
510-1020	OVERTIME-FT	717	1,882	1,000	1,000
510-1505	HOLIDAY PAY	3,107	3,432	0	0
510-1510	LONGEVITY PAY	1,744	1,989	2,163	2,993
510-1515	SPECIAL RESPONSE TEAM PAY	0	0	0	0
510-1520	VACATION PAY	4,098	6,117	0	0
510-1530	STANDBY PAY	542	456	500	500
510-1540	COMPENSATION TIME PAY	778	559	0	0
510-1565	SICK PAY	1,274	2,128	0	0
510-1570	FLOATING HOLIDAY PAY	656	706	0	0
510-1595	CELL PHONE ALLOWANCE	782	814	814	814
510-1605	HEALTH INSURANCE	5,765	5,812	6,310	6,834
510-1610	WORKER'S COMPENSATION	3,052	5,007	5,119	6,478
510-1615	FICA EXPENSE	1,387	1,573	1,505	1,882
510-1620	POLICE & FIRE PENSION EXP	12,384	0	0	0
510-1625	LAGERS RETIREMENT EXPENSE	0	0	261	250
510-1640	LIFE INSURANCE EXPENSE	213	213	215	255
510-1645	DENTAL INSURANCE	842	787	817	817
510-1650	DISABILITY INSURANCE-REG	0	0	4	4
*	PERSONNEL SERVICES	120,434	123,055	119,264	141,138
**	GRANTS-LOCAL	120,434	123,055	119,264	141,138
***	POLICE	10,184,273	10,396,233	10,499,150	11,051,012


CITY OF JOPLIN
STATE OF MISSOURI
ZINCIS REGNO
ADOPTED 1917

General Fund - Police

2022-2023 Department Staffing

Division	FTE	Position
Administration	1.00	Police Chief
	1.00	Assistant Police Chief
	1.00	Police Sergeant
	1.00	Police Corporal
	1.00	Administrative Assistant
Uniform Operations	1.00	Police Captain
	6.00	Police Sergeant
	6.00	Police Corporal
	27.00	Police Officer
	1.00	Administrative Assistant
Investigations	1.00	Police Captain
	2.00	Police Sergeant
	3.00	Police Corporal
	15.00	Police Officer
	1.00	Evidence Technician
	1.00	Administrative Assistant
Professional Standards	1.00	Police Captain
	1.00	Police Sergeant
	2.00	Police Officer
	4.00	Administrative Assistant
	1.00	Police Services Assistant
Jail Services	1.00	Jail Administrator
	4.00	Jail Shift Supervisor
	10.00	Detention Officer
	1.00	Cook
Special Services	1.00	Police Captain
	1.00	Police Sergeant
	1.00	Police Corporal
	4.00	Police Officer
Grants - Federal	3.00	Police Officer (2.00 DWI) (1.00 Cyber Crime)
Grants - Local	2.00	Police Officer (D.A.R.E.)
	106.00	**Total Full-Time FTE**

Division	P/T	Position
Jail Services	1.30	Detention Officer (2 Positions)
Uniform Operations	0.50	Court Bailiff (1 Position)
Special Services	0.20	School Crossing Guard Coordinator (1 Position)
	1.80	School Crossing Guard (11 Positions)
	3.80	**Total Part-Time FTE**
	109.80	**Total FTE**

General Fund - Police

Capital Expenditures

Division			
Administration	Audio Visual System - Conference Room	$	3,000
Uniform Services	Replacement K9 SUV (3)		112,500
	Replacement K9 SUV Equipment (3)		63,000
	Crash Reconstruction Drag Sled & Scale		1,500
	Replacement K9		15,000
	K9 Kennel		4,500
Professional Standards	Replacement Computer (3)		3,000
Jail Services	Replacement Taser (5)		9,750
	Replacement Computer (2)		2,000
Special Services	Replacement Advanced Computer		1,750
Grants - Federal	Cyber Crimes Equipment		10,000
	Hazardous Moving Violation Equipment		5,000
		$	231,000

ADOPTED BUDGET EXPENDITURES
FOR FISCAL YEAR 2023

ACCOUNT	ACCOUNT DESCRIPTION	FY 2020 ACTUAL EXPENSES	FY 2021 ACTUAL EXPENSES	FY 2022 ADJ BUDGET EXPENSES	FY 2023 ADOPTED EXPENSES
FUND 001	GENERAL FUND				
DEPT 60	FIRE				
DIV 01	ADMINISTRATION				
510-1010	REGULAR-FT	137,637	118,004	185,174	170,015
510-1410	OTHER STIPENDS	3,934	3,273	4,092	4,092
510-1505	HOLIDAY PAY	5,437	5,188	0	0
510-1510	LONGEVITY PAY	3,353	2,690	705	1,476
510-1520	VACATION PAY	7,615	16,570	0	0
510-1535	AUTO ALLOWANCE	4,629	2,886	4,814	4,814
510-1540	COMPENSATION TIME PAY	4,137	1,994	0	0
510-1565	SICK PAY	3,158	535	0	0
510-1570	FLOATING HOLIDAY PAY	1,205	1,330	0	0
510-1595	CELL PHONE ALLOWANCE	1,203	1,001	1,252	1,252
510-1605	HEALTH INSURANCE	17,872	19,443	19,435	28,426
510-1610	WORKER'S COMPENSATION	9,021	9,747	14,409	13,350
510-1615	FICA EXPENSE	2,343	2,088	2,602	2,420
510-1620	POLICE & FIRE PENSION EXP	20,294	0	0	0
510-1625	LAGERS RETIREMENT EXPENSE	2,330	13,773	34,699	33,968
510-1635	DEFERRED COMP EXPENSE	2,893	2,406	3,009	3,009
510-1640	LIFE INSURANCE EXPENSE	372	276	395	362
510-1645	DENTAL INSURANCE	1,199	911	817	1,164
510-1650	DISABILITY INSURANCE-REG	0	143	402	368
510-1720	EMPLOYEE RECRUITMENT	0	0	0	0
*	PERSONNEL SERVICES	228,632	202,258	271,805	264,716
510-2010	WEARING APPAREL & ACCESS	529	593	550	600
510-2035	COMMITTEE SUPPLIES	0	259	4,290	2,400
510-2050	OPERATIONAL SUPPLIES	0	971	50	50
510-2105	COMPUTER SUPPLIES	0	440	100	100
510-2120	GENERAL OFFICE SUPPLIES	33	0	0	0
510-2130	SMALL OFFICE FURNISHINGS	0	0	300	0
510-2205	FOOD & BEVERAGE SUPPLIES	50	0	100	100
510-2745	PORTABLE COMMUNICATION S	180	0	0	0
510-2825	SAFETY EQUIPMENT	0	1,905	2,400	2,600
510-3015	TELEPHONE CHARGES	188	105	200	150
510-3115	FUEL,OIL,& DIESEL	2,614	1,630	2,000	1,600
510-3205	POSTAGE	23	24	50	25
510-3210	FREIGHT & DELIVERY	0	0	0	0
510-4210	CENTRAL GARAGE REPAIRS	1	0	0	0
510-6005	TRAVEL EXPENSES	26	0	1,500	1,500
510-6010	CONFERENCES & SEMINARS	0	100	1,000	1,000
510-6105	DUES & MEMBERSHIPS	246	40	250	250
*	OPERATIONAL SUPPLIES	3,890	6,067	12,790	10,375
510-7010	COPY SERVICES	3,008	3,123	3,300	3,300

ADOPTED BUDGET EXPENDITURES
FOR FISCAL YEAR 2023

ACCOUNT	ACCOUNT DESCRIPTION	FY 2020 ACTUAL EXPENSES	FY 2021 ACTUAL EXPENSES	FY 2022 ADJ BUDGET EXPENSES	FY 2023 ADOPTED EXPENSES
FUND 001	GENERAL FUND				
DEPT 60	FIRE				
DIV 01	ADMINISTRATION				
510-7305	LIABILITY INSURANCE	6,297	4,721	3,954	4,825
*	OTHER PURCHASES/SERVICES	9,305	7,844	7,254	8,125
510-8210	MOTOR VEHICLES	0	0	0	0
510-8315	COMPUTER EQUIPMENT	0	0	0	7,400
*	CAPITAL OUTLAY & IMPROVE	0	0	0	7,400
510-9997	EMERG COMMUNICATION	206,100	206,100	206,100	206,100
*	OTHER FINANCING USES	206,100	206,100	206,100	206,100
**	ADMINISTRATION	447,927	422,269	497,949	496,716

ADOPTED BUDGET EXPENDITURES
FOR FISCAL YEAR 2023

ACCOUNT	ACCOUNT DESCRIPTION	FY 2020 ACTUAL EXPENSES	FY 2021 ACTUAL EXPENSES	FY 2022 ADJ BUDGET EXPENSES	FY 2023 ADOPTED EXPENSES
FUND 001	GENERAL FUND				
DEPT 60	FIRE				
DIV 02	OPERATIONS				
510-1010	REGULAR-FT	2,481,197	2,725,443	3,040,210	3,041,578
510-1020	OVERTIME-FT	92,672	101,323	95,000	110,000
510-1410	OTHER STIPENDS	26,188	28,525	31,894	34,903
510-1505	HOLIDAY PAY	1,833	1,897	0	0
510-1510	LONGEVITY PAY	39,878	45,890	54,709	51,348
510-1520	VACATION PAY	148,301	156,198	0	0
510-1530	STANDBY PAY	65,523	93,220	70,000	70,000
510-1540	COMPENSATION TIME PAY	51,678	41,639	0	0
510-1545	CARE LEAVE PAY	10,328	0	0	0
510-1565	SICK PAY	155,107	171,594	0	0
510-1570	FLOATING HOLIDAY PAY	128,282	158,550	0	0
510-1575	CITIZENSHIP LEAVE PAY	0	16	0	0
510-1595	CELL PHONE ALLOWANCE	2,340	2,503	2,503	2,503
510-1605	HEALTH INSURANCE	658,683	696,695	689,056	739,915
510-1610	WORKER'S COMPENSATION	158,234	234,429	228,528	240,205
510-1615	FICA EXPENSE	45,878	50,724	47,324	55,970
510-1620	POLICE & FIRE PENSION EXP	348,748	0	0	0
510-1625	LAGERS RETIREMENT EXPENSE	99,846	385,073	368,664	429,395
510-1635	DEFERRED COMP EXPENSE	4,179	4,018	4,513	0
510-1640	LIFE INSURANCE EXPENSE	6,439	6,494	6,508	6,510
510-1645	DENTAL INSURANCE	31,345	31,349	30,312	29,384
510-1650	DISABILITY INSURANCE-REG	159	3,930	4,497	4,963
510-1725	EMPLOYEE PHYSICALS	24,512	36,081	30,000	30,000
510-1755	STAFF HEALTH CLUB REIMB	240	140	0	80
*	PERSONNEL SERVICES	4,581,590	4,975,731	4,703,718	4,846,754
510-2010	WEARING APPAREL & ACCESS	12,325	13,861	15,727	15,000
510-2015	JANITORIAL SUPPLIES	11,892	15,284	12,000	12,000
510-2030	MAINTENANCE SUPPLIES	425	1,545	1,000	1,500
510-2040	HARDWARE SUPPLIES	368	29	500	500
510-2045	PAINT & PAINT SUPPLIES	0	55	300	300
510-2050	OPERATIONAL SUPPLIES	4,185	3,213	13,566	4,500
510-2105	COMPUTER SUPPLIES	540	12-	500	750
510-2120	GENERAL OFFICE SUPPLIES	1,176	867	1,000	1,700
510-2130	SMALL OFFICE FURNISHINGS	5,586	4,268	5,100	6,725
510-2205	FOOD & BEVERAGE SUPPLIES	188	308	300	500
510-2405	HAND TOOLS	15,353	13,250	41,000	14,400
510-2410	MOTOR VEHICLE PARTS	0	0	0	0
510-2415	MACHINERY,TOOLS,IMPLEMENT	780	938	1,000	1,000
510-2420	TIRES	11,754	28,432	25,000	25,000
510-2610	FIRST AID SUPPLIES	250	1,250	0	0
510-2740	EMT SUPPLIES	15,810	13,987	20,000	20,000
510-2745	PORTABLE COMMUNICATION S	1,854	310	1,000	1,000

ADOPTED BUDGET EXPENDITURES
FOR FISCAL YEAR 2023

ACCOUNT	ACCOUNT DESCRIPTION	FY 2020 ACTUAL EXPENSES	FY 2021 ACTUAL EXPENSES	FY 2022 ADJ BUDGET EXPENSES	FY 2023 ADOPTED EXPENSES
FUND 001	GENERAL FUND				
DEPT 60	FIRE				
DIV 02	OPERATIONS				
510-2825	SAFETY EQUIPMENT	68,428	46,690	55,510	61,750
510-3005	ELECTRIC CHARGES	29,164	27,879	41,000	30,000
510-3010	GAS CHARGES	5,401	7,313	7,000	11,500
510-3015	TELEPHONE CHARGES	6,716	5,649	6,500	6,500
510-3020	WATER CHARGES	0	0	0	0
510-3035	SANITATION CHARGES	1,948	1,631	1,950	1,700
510-3115	FUEL,OIL,& DIESEL	43,566	49,273	68,000	77,000
510-3125	PEST CONTROL	3,240	3,600	3,600	3,600
510-3210	FREIGHT & DELIVERY	1,066	814	1,000	1,000
510-4105	PROPERTY REPAIRS & MAINT	39,069	42,955	35,000	33,600
510-4125	GENERAL EQUIPMENT REPAIRS	18,746	75,539	24,000	21,500
510-4205	VEHICLE REPAIRS	66,589	96,019	90,000	90,000
510-4210	CENTRAL GARAGE REPAIRS	27	33	25	1,000
510-5008	COVID-19 FEES	10,946	6,364	0	0
510-5055	CONTRACTOR FEES	0	0	450	3,000
510-6005	TRAVEL EXPENSES	70	559	5,700	5,700
510-6010	CONFERENCES & SEMINARS	515	1,500-	2,000	2,000
510-6060	PARAMEDIC TRAINING	817	903	850	850
510-6105	DUES & MEMBERSHIPS	0	0	0	0
510-6110	PUBLICATIONS & SUBSCRIPT	512	188	350	200
*	OPERATIONAL SUPPLIES	379,306	461,494	480,928	455,775
510-7005	PRINTING SERVICES	808	0	0	0
510-7030	FEES & PERMITS	195	0	200	200
510-7305	LIABILITY INSURANCE	154,137	120,487	100,269	124,088
*	OTHER PURCHASES/SERVICES	155,140	120,487	100,469	124,288
510-8010	BUILDING IMPROVEMENTS	199	9,407	20,500	0
510-8210	MOTOR VEHICLES	422,694	0	1,124,000	943,000
510-8220	OPERATING EQUIPMENT	0	25,089	14,500	0
510-8230	EMERGENCY OPERATING EQUIP	47,945	96,256	90,900	248,000
510-8315	COMPUTER EQUIPMENT	0	0	9,379	0
*	CAPITAL OUTLAY & IMPROVE	470,838	130,752	1,259,279	1,191,000
**	OPERATIONS	5,586,874	5,688,464	6,544,394	6,617,817

ADOPTED BUDGET EXPENDITURES
FOR FISCAL YEAR 2023

ACCOUNT	ACCOUNT DESCRIPTION	FY 2020 ACTUAL EXPENSES	FY 2021 ACTUAL EXPENSES	FY 2022 ADJ BUDGET EXPENSES	FY 2023 ADOPTED EXPENSES
FUND 001	GENERAL FUND				
DEPT 60	FIRE				
DIV 03	PREVENTION & TRAINING				
510-1010	REGULAR-FT	101,863	122,932	130,866	136,892
510-1020	OVERTIME-FT	0	0	0	0
510-1410	OTHER STIPENDS	579	602	602	602
510-1505	HOLIDAY PAY	4,055	4,619	0	0
510-1510	LONGEVITY PAY	1,098	2,052	1,989	2,077
510-1520	VACATION PAY	7,350	3,622	0	0
510-1530	STANDBY PAY	0	0	0	2,500
510-1540	COMPENSATION TIME PAY	3,969	1,475	0	0
510-1565	SICK PAY	486	3,833	0	0
510-1570	FLOATING HOLIDAY PAY	845	498	0	0
510-1595	CELL PHONE ALLOWANCE	1,203	1,252	1,252	1,252
510-1605	HEALTH INSURANCE	17,872	19,580	19,435	21,047
510-1610	WORKER'S COMPENSATION	6,359	9,930	9,901	10,350
510-1615	FICA EXPENSE	1,720	2,002	1,867	1,942
510-1620	POLICE & FIRE PENSION EXP	13,827	0	0	0
510-1625	LAGERS RETIREMENT EXPENSE	2,058	13,390	11,464	12,715
510-1630	COMMUTER EXPENSE	26-	2	0	0
510-1635	DEFERRED COMP EXPENSE	2,893	2,844	3,009	0
510-1640	LIFE INSURANCE EXPENSE	278	296	279	236
510-1645	DENTAL INSURANCE	842	855	817	817
510-1650	DISABILITY INSURANCE-REG	0	145	137	143
510-1755	STAFF HEALTH CLUB REIMB	0	0	0	0
*	PERSONNEL SERVICES	167,271	189,929	181,618	190,573
510-2010	WEARING APPAREL & ACCESS	603	583	500	500
510-2050	OPERATIONAL SUPPLIES	248	1,019	500	500
510-2120	GENERAL OFFICE SUPPLIES	0	158	100	100
510-2805	PROMOTIONAL MATERIALS	1,801	3,000	3,000	3,000
510-3015	TELEPHONE CHARGES	172	93	200	150
510-3115	FUEL,OIL,& DIESEL	2,255	2,016	2,000	2,800
510-3210	FREIGHT & DELIVERY	22	0	0	0
510-4205	VEHICLE REPAIRS	0	0	500	500
510-4210	CENTRAL GARAGE REPAIRS	0	0	0	0
510-6005	TRAVEL EXPENSES	0	140	1,250	1,250
510-6010	CONFERENCES & SEMINARS	0	250	1,250	1,250
510-6105	DUES & MEMBERSHIPS	30	65	30	175
510-6110	PUBLICATIONS & SUBSCRIPT	1,346	1,346	2,300	1,350
*	OPERATIONAL SUPPLIES	6,477	8,670	11,630	11,575
510-7005	PRINTING SERVICES	322	0	300	300
510-7305	LIABILITY INSURANCE	9,080	6,694	5,631	6,868

ADOPTED BUDGET EXPENDITURES
FOR FISCAL YEAR 2023

ACCOUNT	ACCOUNT DESCRIPTION	FY 2020 ACTUAL EXPENSES	FY 2021 ACTUAL EXPENSES	FY 2022 ADJ BUDGET EXPENSES	FY 2023 ADOPTED EXPENSES
FUND 001	GENERAL FUND				
DEPT 60	FIRE				
DIV 03	PREVENTION & TRAINING				
*	OTHER PURCHASES/SERVICES	9,402	6,694	5,931	7,168
510-8210	MOTOR VEHICLES	0	0	0	0
510-8230	EMERGENCY OPERATING EQUIP	0	0	0	0
510-8315	COMPUTER EQUIPMENT	0	0	0	0
*	CAPITAL OUTLAY & IMPROVE	0	0	0	0
**	PREVENTION & TRAINING	183,150	205,293	199,179	209,316

ADOPTED BUDGET EXPENDITURES
FOR FISCAL YEAR 2023

ACCOUNT	ACCOUNT DESCRIPTION	FY 2020 ACTUAL EXPENSES	FY 2021 ACTUAL EXPENSES	FY 2022 ADJ BUDGET EXPENSES	FY 2023 ADOPTED EXPENSES
FUND 001 GENERAL FUND					
DEPT 60 FIRE					
DIV 06 FIRE HYDRANT IMPROVEMENTS					
510-4125	GENERAL EQUIPMENT REPAIRS	0	4,188	3,000	3,000
*	OPERATIONAL SUPPLIES	0	4,188	3,000	3,000
510-8615	FIRE HYDRANTS	0	0	0	0
*	CAPITAL OUTLAY & IMPROVE	0	0	0	0
**	FIRE HYDRANT IMPROVEMENTS	0	4,188	3,000	3,000

ADOPTED BUDGET EXPENDITURES
FOR FISCAL YEAR 2023

ACCOUNT	ACCOUNT DESCRIPTION	FY 2020 ACTUAL EXPENSES	FY 2021 ACTUAL EXPENSES	FY 2022 ADJ BUDGET EXPENSES	FY 2023 ADOPTED EXPENSES
FUND 001 GENERAL FUND					
DEPT 60 FIRE					
DIV 90 GRANTS - FEDERAL					
510-8230	EMERGENCY OPERATING EQUIP	150,379	0	0	0
*	CAPITAL OUTLAY & IMPROVE	150,379	0	0	0
**	GRANTS - FEDERAL	150,379	0	0	0
***	FIRE	6,368,330	6,320,214	7,244,522	7,326,849


CITY OF JOPLIN
STATE OF MISSOURI
ADOPTED 1917

General Fund - Fire

2022-2023 Department Staffing

Division	FTE	Position
Administration	1.00	Fire Chief
	1.00	Deputy Fire Chief
Operations	3.00	Battalion Chief
	15.00	Fire Captain
	24.00	Fire Driver/Engineer
	24.00	Firefighter/EMT
	1.00	Fire Apparatus Fleet Manager
Prevention & Training	1.00	Fire Marshal
	1.00	Fire Training Chief
	71.00	**Total FTE**

Capital Expenditures

Division		
Administration	Replacement Ruggedized Tablet	$ 4,400
	Audio Visual System - Conference Room	3,000
Operations	Replacement SUV	37,500
	Replacement SUV Equipment	5,500
	Replacement Fire Engine 4	900,000
	Replacement Air-Pack Fill Station/Compressor	85,000
	Replacement Truck Emergency Operating Equipment	13,000
	Replacement Frontline Attack Hose/Nozzle (7)	150,000
		$ 1,198,400

ADOPTED BUDGET EXPENDITURES
FOR FISCAL YEAR 2023

ACCOUNT	ACCOUNT DESCRIPTION	FY 2020 ACTUAL EXPENSES	FY 2021 ACTUAL EXPENSES	FY 2022 ADJ BUDGET EXPENSES	FY 2023 ADOPTED EXPENSES
FUND 001	GENERAL FUND				
DEPT 65	PARKS & RECREATION				
DIV 40	CEMETERIES				
560-1010	REGULAR-FT	136,874	128,851	162,101	169,769
560-1020	OVERTIME-FT	849	488	250	250
560-1110	REGULAR-PT	10,694	10,951	48,000	48,960
560-1120	OVERTIME-PT	0	0	0	0
560-1210	REGULAR-SEAS	20,055	15,570	0	0
560-1220	OVERTIME-SEAS	149	93	0	0
560-1505	HOLIDAY PAY	6,423	5,820	0	0
560-1510	LONGEVITY PAY	5,156	1,936	2,097	2,563
560-1520	VACATION PAY	18,537	7,580	0	0
560-1540	COMPENSATION TIME PAY	11,634	4,798	0	0
560-1565	SICK PAY	11,257	4,040	0	0
560-1570	FLOATING HOLIDAY PAY	1,482	1,326	0	0
560-1595	CELL PHONE ALLOWANCE	574	602	602	602
560-1605	HEALTH INSURANCE	40,370	40,622	45,180	56,307
560-1610	WORKER'S COMPENSATION	8,114	9,269	9,652	10,479
560-1615	FICA EXPENSE	16,587	13,181	15,436	15,922
560-1625	LAGERS RETIREMENT EXPENSE	22,245	17,798	21,952	22,514
560-1630	COMMUTER EXPENSE	43-	0	0	0
560-1635	DEFERRED COMP EXPENSE	1,509	1,504	1,504	1,504
560-1640	LIFE INSURANCE EXPENSE	373	305	327	310
560-1645	DENTAL INSURANCE	1,037	1,505	1,635	1,981
560-1650	DISABILITY INSURANCE-REG	527	337	360	375
560-1755	STAFF HEALTH CLUB REIMB	0	0	0	0
*	PERSONNEL SERVICES	314,403	266,576	309,096	331,536
560-2010	WEARING APPAREL & ACCESS	995	899	1,000	1,000
560-2030	MAINTENANCE SUPPLIES	894	902	1,000	1,000
560-2040	HARDWARE SUPPLIES	198	203	200	200
560-2050	OPERATIONAL SUPPLIES	5,056	5,955	9,300	6,000
560-2120	GENERAL OFFICE SUPPLIES	190	152	150	200
560-2415	MACHINERY,TOOLS,IMPLEMENT	728	731	750	750
560-2425	LAWN EQUIPMENT	990	980	1,000	1,000
560-2605	CHEMICAL & LABORATORY SUP	1,156	131	1,200	1,200
560-2610	FIRST AID SUPPLIES	457	319	500	500
560-2825	SAFETY EQUIPMENT	681	870	750	750
560-2835	EQUIPMENT LEASE & RENTAL	0	0	0	0
560-2845	LANDSCAPING MATERIALS	3,484	3,015	4,000	3,500
560-3015	TELEPHONE CHARGES	466	540	550	550
560-3020	WATER CHARGES	1,042	1,339	1,100	1,400
560-3115	FUEL,OIL,& DIESEL	7,517	7,395	8,000	9,100
560-3205	POSTAGE	81	92	100	200
560-4105	PROPERTY REPAIRS & MAINT	5,789	5,185	8,500	6,000
560-4125	GENERAL EQUIPMENT REPAIRS	100	499	500	500

ADOPTED BUDGET EXPENDITURES
FOR FISCAL YEAR 2023

ACCOUNT	ACCOUNT DESCRIPTION	FY 2020 ACTUAL EXPENSES	FY 2021 ACTUAL EXPENSES	FY 2022 ADJ BUDGET EXPENSES	FY 2023 ADOPTED EXPENSES
FUND 001	GENERAL FUND				
DEPT 65	PARKS & RECREATION				
DIV 40	CEMETERIES				
560-4210	CENTRAL GARAGE REPAIRS	24,050	21,600	20,000	20,000
560-5055	CONTRACTOR FEES	0	2,390	10,000	2,500
560-5115	TEMPORARY EMPLOYEE SERVIC	524	0	0	0
560-6005	TRAVEL EXPENSES	0	0	0	0
560-6010	CONFERENCES & SEMINARS	0	75	75	75
*	OPERATIONAL SUPPLIES	54,398	53,272	68,675	56,425
560-7005	PRINTING SERVICES	160	0	500	250
560-7015	ADVERTISING	1,730	1,422	2,000	1,500
560-7305	LIABILITY INSURANCE	11,720	8,690	7,256	8,700
*	OTHER PURCHASES/SERVICES	13,610	10,112	9,756	10,450
560-8010	BUILDING IMPROVEMENTS	7,340	0	0	0
560-8015	FACILITY IMPROVEMENTS	7,926	0	0	0
560-8210	MOTOR VEHICLES	0	0	32,600	0
560-8215	ROLLING STOCK	10,000	0	23,100	20,000
560-8220	OPERATING EQUIPMENT	24,935	3,158	0	7,000
560-8315	COMPUTER EQUIPMENT	0	0	0	0
*	CAPITAL OUTLAY & IMPROVE	50,201	3,158	55,700	27,000
**	CEMETERIES	432,612	333,118	443,227	425,411
***	PARKS & RECREATION	432,612	333,118	443,227	425,411


CITY OF JOPLIN
STATE OF MISSOURI
ZINC IS KING

General Fund - Parks & Recreation

2022-2023 Department Staffing

Division	FTE	Position
Cemeteries	1.00	Cemetery Superintendent
	1.00	Lead Cemetery Caretaker
	1.00	Laborer II
	2.00	Laborer I
	5.00	**Total Full-Time FTE**

Division	P/T	Position
Cemeteries	0.55	Clerk
	1.65	Laborer (3 Positions)
	2.20	**Total Part-Time FTE**
	7.20	**Total FTE**

Capital Expenditures

Division		
Cemeteries	Replacement Zero-Turn Mower	$ 20,000
	Replacement Tamper	4,500
	Replacement Dethatcher Power Rake	2,500
		$ 27,000

ADOPTED BUDGET EXPENDITURES
FOR FISCAL YEAR 2023

ACCOUNT	ACCOUNT DESCRIPTION	FY 2020 ACTUAL EXPENSES	FY 2021 ACTUAL EXPENSES	FY 2022 ADJ BUDGET EXPENSES	FY 2023 ADOPTED EXPENSES
FUND 001	GENERAL FUND				
DEPT 70	EMERGENCY MANAGEMENT				
DIV 01	ADMINISTRATION				
510-1010	REGULAR-FT	50,667	59,353	69,613	72,397
510-1505	HOLIDAY PAY	2,205	2,403	0	0
510-1510	LONGEVITY PAY	1,513	2,089	2,089	2,172
510-1520	VACATION PAY	1,225	4,348	0	0
510-1540	COMPENSATION TIME PAY	490	1,602	0	0
510-1565	SICK PAY	9,239	1,116	0	0
510-1570	FLOATING HOLIDAY PAY	280	744	0	0
510-1595	CELL PHONE ALLOWANCE	602	626	626	626
510-1605	HEALTH INSURANCE	5,765	5,812	6,310	6,834
510-1610	WORKER'S COMPENSATION	107	189	195	196
510-1615	FICA EXPENSE	5,120	5,565	5,434	5,555
510-1625	LAGERS RETIREMENT EXPENSE	8,284	8,621	9,620	9,775
510-1635	DEFERRED COMP EXPENSE	1,446	1,504	1,504	1,504
510-1640	LIFE INSURANCE EXPENSE	98	99	97	97
510-1645	DENTAL INSURANCE	599	560	582	582
510-1650	DISABILITY INSURANCE-REG	200	156	152	158
*	PERSONNEL SERVICES	87,840	94,787	96,222	99,896
510-2050	OPERATIONAL SUPPLIES	0	230	100	100
510-2120	GENERAL OFFICE SUPPLIES	482	552	500	500
510-3005	ELECTRIC CHARGES	3,784	3,804	3,900	3,800
510-3015	TELEPHONE CHARGES	86	46	100	100
510-3115	FUEL,OIL,& DIESEL	288	429	500	650
510-4210	CENTRAL GARAGE REPAIRS	196	75	400	1,000
510-6005	TRAVEL EXPENSES	0	0	1,000	1,000
510-6010	CONFERENCES & SEMINARS	0	0	500	500
510-6105	DUES & MEMBERSHIPS	65	10	65	50
510-6110	PUBLICATIONS & SUBSCRIPT	372	0	375	0
*	OPERATIONAL SUPPLIES	5,273	5,146	7,440	7,700
510-7305	LIABILITY INSURANCE	2,187	1,748	1,452	1,817
*	OTHER PURCHASES/SERVICES	2,187	1,748	1,452	1,817
510-8315	COMPUTER EQUIPMENT	0	0	0	0
*	CAPITAL OUTLAY & IMPROVE	0	0	0	0
**	ADMINISTRATION	95,300	101,681	105,114	109,413

ADOPTED BUDGET EXPENDITURES
FOR FISCAL YEAR 2023

ACCOUNT	ACCOUNT DESCRIPTION	FY 2020 ACTUAL EXPENSES	FY 2021 ACTUAL EXPENSES	FY 2022 ADJ BUDGET EXPENSES	FY 2023 ADOPTED EXPENSES
FUND 001	GENERAL FUND				
DEPT 70	EMERGENCY MANAGEMENT				
DIV 02	OPERATIONS				
510-1010	REGULAR-FT	26,624	28,047	34,346	36,127
510-1505	HOLIDAY PAY	1,062	1,176	0	0
510-1510	LONGEVITY PAY	596	681	687	1,084
510-1520	VACATION PAY	921	1,796	0	0
510-1540	COMPENSATION TIME PAY	595	261	0	0
510-1565	SICK PAY	1,569	2,493	0	0
510-1570	FLOATING HOLIDAY PAY	235	261	0	0
510-1605	HEALTH INSURANCE	5,765	9,872	6,310	14,213
510-1610	WORKER'S COMPENSATION	51	91	95	97
510-1615	FICA EXPENSE	2,418	2,443	2,666	2,429
510-1625	LAGERS RETIREMENT EXPENSE	3,953	4,482	4,659	4,837
510-1640	LIFE INSURANCE EXPENSE	73	73	73	78
510-1645	DENTAL INSURANCE	243	437	236	582
510-1650	DISABILITY INSURANCE-REG	98	76	75	80
510-1755	STAFF HEALTH CLUB REIMB	70	120	120	120
*	PERSONNEL SERVICES	44,273	52,309	49,267	59,647
510-2050	OPERATIONAL SUPPLIES	1,272	60	1,000	500
510-2105	COMPUTER SUPPLIES	150	46	150	150
510-2120	GENERAL OFFICE SUPPLIES	1,378	46	1,200	500
510-2205	FOOD & BEVERAGE SUPPLIES	0	0	100	100
510-3015	TELEPHONE CHARGES	1,992	1,556	2,200	1,800
510-3025	CABLE CHARGES	621	731	750	800
510-3205	POSTAGE	19	3	25	25
510-3210	FREIGHT & DELIVERY	0	25	0	25
510-4125	GENERAL EQUIPMENT REPAIRS	1,147-	2,910	5,000	5,000
510-5265	MAINTENANCE CONTRACTS/AGR	20,705	27,597	26,000	30,000
510-6005	TRAVEL EXPENSES	0	0	500	500
510-6010	CONFERENCES & SEMINARS	0	0	250	250
510-6110	PUBLICATIONS & SUBSCRIPT	0	228	250	250
510-6115	EDUCATIONAL MATERIALS	577	0	600	600
*	OPERATIONAL SUPPLIES	25,567	33,202	38,025	40,500
510-7030	FEES & PERMITS	50	0	50	0
510-7305	LIABILITY INSURANCE	5,228	4,021	3,377	4,233
*	OTHER PURCHASES/SERVICES	5,278	4,021	3,427	4,233
510-8230	EMERGENCY OPERATING EQUIP	0	0	0	0
510-8315	COMPUTER EQUIPMENT	802	0	0	0
*	CAPITAL OUTLAY & IMPROVE	802	0	0	0

ADOPTED BUDGET EXPENDITURES
FOR FISCAL YEAR 2023

ACCOUNT	ACCOUNT DESCRIPTION	FY 2020 ACTUAL EXPENSES	FY 2021 ACTUAL EXPENSES	FY 2022 ADJ BUDGET EXPENSES	FY 2023 ADOPTED EXPENSES
FUND 001 GENERAL FUND					
DEPT 70 EMERGENCY MANAGEMENT					
DIV 02 OPERATIONS					
**	OPERATIONS	75,920	89,532	90,719	104,380
***	EMERGENCY MANAGEMENT	171,220	191,213	195,833	213,793

General Fund - Emergency Management

2022-2023 Department Staffing

Division	FTE	Position
Administration	1.00	Emergency Management Coordinator
Operations	1.00	Administrative Assistant
	2.00	**Total FTE**

Capital Expenditures

ADOPTED BUDGET EXPENDITURES
FOR FISCAL YEAR 2023

ACCOUNT	ACCOUNT DESCRIPTION	FY 2020 ACTUAL EXPENSES	FY 2021 ACTUAL EXPENSES	FY 2022 ADJ BUDGET EXPENSES	FY 2023 ADOPTED EXPENSES
FUND 001	GENERAL FUND				
DEPT 80	NEIGHBORHOOD IMPROVEMENT				
DIV 01	ADMINISTRATION				
520-1010	REGULAR-FT	105,804	124,203	171,172	179,210
520-1020	OVERTIME-FT	0	0	0	0
520-1505	HOLIDAY PAY	4,919	5,156	0	0
520-1510	LONGEVITY PAY	3,227	3,503	4,200	4,882
520-1520	VACATION PAY	9,294	7,391	0	0
520-1530	STANDBY PAY	0	0	0	0
520-1535	AUTO ALLOWANCE	109	242	662	662
520-1540	COMPENSATION TIME PAY	6,694	3,163	0	0
520-1545	CARE LEAVE PAY	0	0	0	0
520-1565	SICK PAY	5,830	4,987	0	0
520-1570	FLOATING HOLIDAY PAY	1,163	820	0	0
520-1575	CITIZENSHIP LEAVE PAY	0	0	0	0
520-1595	CELL PHONE ALLOWANCE	1,421	1,825	2,003	2,003
520-1605	HEALTH INSURANCE	39,393	41,001	46,946	50,840
520-1610	WORKER'S COMPENSATION	3,834	6,767	6,935	7,279
520-1615	FICA EXPENSE	9,242	10,083	11,880	12,396
520-1625	LAGERS RETIREMENT EXPENSE	16,842	18,109	23,679	24,278
520-1635	DEFERRED COMP EXPENSE	98	160	301	301
520-1640	LIFE INSURANCE EXPENSE	289	315	362	376
520-1645	DENTAL INSURANCE	1,942	1,997	2,028	2,028
520-1650	DISABILITY INSURANCE-REG	404	331	374	390
520-1755	STAFF HEALTH CLUB REIMB	0	0	0	0
*	PERSONNEL SERVICES	210,505	230,053	270,542	284,645
520-2050	OPERATIONAL SUPPLIES	343	598	500	500
520-2108	COMPUTER PERIPHERALS	0	0	0	0
520-2120	GENERAL OFFICE SUPPLIES	302	644	350	350
520-2825	SAFETY EQUIPMENT	0	0	0	0
520-3015	TELEPHONE CHARGES	4,071	3,771	3,900	4,000
520-3115	FUEL,OIL,& DIESEL	989	2,141	1,800	2,800
520-3205	POSTAGE	3,330	3,793	3,500	3,500
520-4210	CENTRAL GARAGE REPAIRS	1,547	5,138	2,500	5,000
520-5115	TEMPORARY EMPLOYEE SERVIC	0	7,532	0	0
520-6005	TRAVEL EXPENSES	0	0	500	500
520-6010	CONFERENCES & SEMINARS	0	0	500	500
520-6105	DUES & MEMBERSHIPS	16	0	0	0
*	OPERATIONAL SUPPLIES	10,598	23,617	13,550	17,150
520-7005	PRINTING SERVICES	0	0	0	0
520-7010	COPY SERVICES	3,750	4,007	4,000	4,000
520-7030	FEES & PERMITS	0	34	0	50
520-7305	LIABILITY INSURANCE	10,664	8,000	6,687	8,118

ADOPTED BUDGET EXPENDITURES
FOR FISCAL YEAR 2023

ACCOUNT	ACCOUNT DESCRIPTION	FY 2020 ACTUAL EXPENSES	FY 2021 ACTUAL EXPENSES	FY 2022 ADJ BUDGET EXPENSES	FY 2023 ADOPTED EXPENSES
FUND 001 GENERAL FUND					
DEPT 80 NEIGHBORHOOD IMPROVEMENT					
DIV 01 ADMINISTRATION					
*	OTHER PURCHASES/SERVICES	14,414	12,041	10,687	12,168
520-8210	MOTOR VEHICLES	0	0	0	0
520-8220	OPERATING EQUIPMENT	0	0	0	0
520-8315	COMPUTER EQUIPMENT	3,416	0	0	0
*	CAPITAL OUTLAY & IMPROVE	3,416	0	0	0
**	ADMINISTRATION	238,933	265,711	294,779	313,963

ADOPTED BUDGET EXPENDITURES
FOR FISCAL YEAR 2023

ACCOUNT	ACCOUNT DESCRIPTION	FY 2020 ACTUAL EXPENSES	FY 2021 ACTUAL EXPENSES	FY 2022 ADJ BUDGET EXPENSES	FY 2023 ADOPTED EXPENSES
FUND 001	GENERAL FUND				
DEPT 80	NEIGHBORHOOD IMPROVEMENT				
DIV 22	PROPOSITION ACTION				
520-1010	REGULAR-FT	0	0	0	0
520-1020	OVERTIME-FT	0	0	0	0
520-1505	HOLIDAY PAY	0	0	0	0
520-1510	LONGEVITY PAY	0	0	0	0
520-1520	VACATION PAY	0	0	0	0
520-1565	SICK PAY	0	0	0	0
520-1570	FLOATING HOLIDAY PAY	0	0	0	0
520-1595	CELL PHONE ALLOWANCE	0	0	0	0
520-1605	HEALTH INSURANCE	0	0	0	0
520-1610	WORKER'S COMPENSATION	0	0	0	0
520-1615	FICA EXPENSE	0	0	0	0
520-1625	LAGERS RETIREMENT EXPENSE	0	0	0	0
520-1640	LIFE INSURANCE EXPENSE	0	0	0	0
520-1645	DENTAL INSURANCE	0	0	0	0
520-1650	DISABILITY INSURANCE-REG	0	0	0	0
*	PERSONNEL SERVICES	0	0	0	0
520-7082	HOUSING REVITALIZATION PR	0	0	1,000,000	1,000,000
*	OTHER PURCHASES/SERVICES	0	0	1,000,000	1,000,000
520-8010	BUILDING IMPROVEMENTS	0	0	0	183,900
*	CAPITAL OUTLAY & IMPROVE	0	0	0	183,900
**	PROPOSITION ACTION	0	0	1,000,000	1,183,900
***	NEIGHBORHOOD IMPROVEMENT	238,933	265,711	1,294,779	1,497,863

General Fund - Neighborhood Imp.

2022-2023 Department Staffing

Division	FTE	Position
Administration	0.10	Director of Planning, Dev. & Neighborhood Services
	0.10	Asst. Dir. of Planning, Dev. & Neighborhood Services
	3.00	Neighborhood Improvement Officer
	1.00	Administrative Assistant
	4.20	**Total FTE**

Capital Expenditures

Division		
Proposition Action	City Hall 1st Floor Remodel	$ 183,900
		$ 183,900

ADOPTED BUDGET EXPENDITURES
FOR FISCAL YEAR 2023

ACCOUNT	ACCOUNT DESCRIPTION	FY 2020 ACTUAL EXPENSES	FY 2021 ACTUAL EXPENSES	FY 2022 ADJ BUDGET EXPENSES	FY 2023 ADOPTED EXPENSES
FUND 001	GENERAL FUND				
DEPT 90	TRANSFERS				
DIV 03	TRANSFERS				
500-9005	LIBRARY FUND SUBSIDY	200,000	175,000	150,000	125,000
500-9010	HEALTH FUND SUBSIDY	1,020,000	1,020,000	1,020,000	1,020,000
500-9015	PARKS FUND SUBSIDY	2,346,500	2,346,500	2,346,500	2,146,500
500-9030	INFRASTRUCTURE SUBSIDY	0	0	0	0
500-9040	GOLF COURSE SUBSIDY	170,480	318,000	195,500	171,000
500-9045	PARKS/STORMWATER SUBSIDY	0	0	0	0
500-9050	COMMUNITY DEVELOPMENT	0	0	0	0
500-9051	HEALTH SELF-INSURANCE	0	0	0	0
500-9065	FLEXIBLE SPENDING PLAN	20,000	0	0	0
500-9070	ECONOMIC DEVELOPMENT	0	0	0	0
500-9075	TRANSPORTATION SALES TAX	0	0	0	0
500-9205	TRANSFER TO DEBT SERVICE	996	0	0	0
500-9805	TIF TAX PAYMENT	434,698	550,295	500,000	275,000
500-9998	TRANSFER TO JOE BECKER	0	0	0	0
*	OTHER FINANCING USES	4,192,674	4,409,795	4,212,000	3,737,500
**	TRANSFERS	4,192,674	4,409,795	4,212,000	3,737,500
***	TRANSFERS	4,192,674	4,409,795	4,212,000	3,737,500
****	GENERAL FUND	29,691,823	30,992,801	34,644,265	33,670,670

1/2-Cent Sales Tax - Pension


CITY OF JOPLIN
STATE OF MISSOURI

1/2 Cent Sales Tax - Pension

Fund Balance Projection

	FY 2021 Actuals	FY 2022 Adjusted Budget	FY 2022 Estimated Actuals	FY 2023 Adopted Budget
REVENUES				
Taxes	$ 8,574,780	$ 7,714,000	$ 8,975,000	$ 9,201,000
TOTAL REVENUES	**$ 8,574,780**	**$ 7,714,000**	**$ 8,975,000**	**$ 9,201,000**
EXPENDITURES				
Police & Fire Pension Services	$ 7,577,958	$ 7,214,000	$ 8,300,000	$ 8,946,000
TOTAL EXPENDITURES	**$ 7,577,958**	**$ 7,214,000**	**$ 8,300,000**	**$ 8,946,000**
EXCESS REVENUES OVER (UNDER) EXPENDITURES	**$ 996,822**	**$ 500,000**	**$ 675,000**	**$ 255,000**
OTHER FINANCING SOURCES (USES)				
Transfers In	$ -	$ -	$ -	$ -
Transfers Out	-	-	-	-
TOTAL OTHER FINANCING SOURCES (USES)	$ -	$ -	$ -	$ -
NET CHANGE IN FUND BALANCE	**$ 996,822**	**$ 500,000**	**$ 675,000**	**$ 255,000**
FUND BALANCE, BEGINNING OF YEAR	**$ 2,050,811**	**$ 3,047,633**	**$ 3,047,633**	**$ 3,722,633**
FUND BALANCE, END OF YEAR	**$ 3,047,633**	**$ 3,547,633**	**$ 3,722,633**	**$ 3,977,633**
FUND BALANCE SUMMARY:				
Reserved for Lagers Gap Payment	$ 1,309,708	$ 2,500,000	$ 2,500,000	$ 3,500,000
Reserved for Lagers Rate Buydown Payment	421,643	-	-	-
Reserved for Pension Plan	1,316,283	1,047,633	1,222,633	477,633
TOTAL FUND BALANCE SUMMARY	**$ 3,047,633**	**$ 3,547,633**	**$ 3,722,633**	**$ 3,977,633**

ADOPTED BUDGET REVENUES
FOR FISCAL YEAR 2023

ACCOUNT	ACCOUNT DESCRIPTION	FY 2020 ACTUAL REVENUE	FY 2021 ACTUAL REVENUE	FY 2022 ADJ BUDGET REVENUE	FY 2023 ADOPTED REVENUE
FUND 010	1/2-CENT SALES TX-PENSION				
400-0313	1/2% GENERAL-PENSION	4,264,629	8,574,780	7,714,000	8,721,000
400-0326	GENERAL USE TAX-PENS-1/2%	0	0	0	480,000
*	TAXES	4,264,629	8,574,780	7,714,000	9,201,000
**	1/2-CENT SALES TX-PENSION	4,264,629	8,574,780	7,714,000	9,201,000

ADOPTED BUDGET EXPENDITURES
FOR FISCAL YEAR 2023

ACCOUNT	ACCOUNT DESCRIPTION	FY 2020 ACTUAL EXPENSES	FY 2021 ACTUAL EXPENSES	FY 2022 ADJ BUDGET EXPENSES	FY 2023 ADOPTED EXPENSES
FUND 010 1/2-CENT SALES TX-PENSION					
DEPT 20 FINANCE					
DIV 05 P&F PENSION SERVICES					
500-1625	LAGERS RETIREMENT EXPENSE	0	1,000,000	1,000,000	0
*	PERSONNEL SERVICES	0	1,000,000	1,000,000	0
500-7175	CONTRIBUTION PENSION PLAN	2,165,835	6,515,351	6,014,000	8,746,000
500-7180	LAGERS GAP COST	47,982	62,607	200,000	200,000
*	OTHER PURCHASES/SERVICES	2,213,817	6,577,958	6,214,000	8,946,000
**	P&F PENSION SERVICES	2,213,817	7,577,958	7,214,000	8,946,000
***	FINANCE	2,213,817	7,577,958	7,214,000	8,946,000
****	1/2-CENT SALES TX-PENSION	2,213,817	7,577,958	7,214,000	8,946,000


CITY OF JOPLIN
STATE OF MISSOURI
KING IS KING
ADOPTED 1917

1/2 Cent Sales Tax - Pension

2022-2023 Department Staffing

Capital Expenditures


CITY OF JOPLIN
STATE OF MISSOURI
ADOPTED 1917

Public Safety Sales Tax


CITY OF JOPLIN
STATE OF MISSOURI

Public Safety Sales Tax

Fund Balance Projection

	FY 2021 Actuals	FY 2022 Adjusted Budget	FY 2022 Estimated Actuals	FY 2023 Adopted Budget
REVENUES				
Taxes	$ 8,612,290	$ 7,714,000	$ 8,975,000	$ 9,201,000
Service Charges & User Fees	5,235	16,000	6,000	6,000
Federal Grants	31,412	-	-	-
TOTAL REVENUES	**$ 8,648,937**	**$ 7,730,000**	**$ 8,981,000**	**$ 9,207,000**
EXPENDITURES				
Public Works	$ 316,978	$ 400,000	$ 400,000	$ 400,000
Police	2,397,063	3,216,290	3,087,324	3,418,085
Fire	1,932,868	8,107,590	7,996,949	3,446,146
Public Safety Training Center	266,196	336,788	295,788	310,479
TOTAL EXPENDITURES	**$ 4,913,105**	**$ 12,060,668**	**$ 11,780,061**	**$ 7,574,710**
EXCESS REVENUES OVER (UNDER) EXPENDITURES	**$ 3,735,832**	**$ (4,330,668)**	$ (2,799,061)	**$ 1,632,290**
OTHER FINANCING SOURCES (USES)				
Transfers In	$ -	$ -	$ -	$ -
Transfers Out	(1,167,643)	(1,649,134)	(1,674,134)	(1,598,519)
TOTAL OTHER FINANCING SOURCES (USES)	**$ (1,167,643)**	**$ (1,649,134)**	**$ (1,674,134)**	**$ (1,598,519)**
NET CHANGE IN FUND BALANCE	**$ 2,568,189**	**$ (5,979,802)**	**$ (4,473,195)**	**$ 33,771**
FUND BALANCE, BEGINNING OF YEAR	**$ 9,749,483**	**$ 12,317,672**	**$ 12,317,672**	**$ 7,844,477**
FUND BALANCE, END OF YEAR	**$ 12,317,672**	**$ 6,337,870**	**$ 7,844,477**	**$ 7,878,248**
FUND BALANCE SUMMARY:				
Reserved for Contingency	$ 1,114,952	$ 1,197,933	$ 1,174,591	$ 1,367,524
Unrestricted Fund Balance	11,202,720	5,139,937	6,669,886	6,510,724
TOTAL FUND BALANCE SUMMARY	**$ 12,317,672**	**$ 6,337,870**	**$ 7,844,477**	**$ 7,878,248**

ADOPTED BUDGET REVENUES
FOR FISCAL YEAR 2023

ACCOUNT	ACCOUNT DESCRIPTION	FY 2020 ACTUAL REVENUE	FY 2021 ACTUAL REVENUE	FY 2022 ADJ BUDGET REVENUE	FY 2023 ADOPTED REVENUE
FUND 101	PUBLIC SAFETY SALES TAX				
400-0312	GENERAL SALES TAX-1/2%	7,595,660	8,612,290	7,714,000	8,721,000
400-0325	GENERAL USE TAX-PS-1/2%	0	0	0	480,000
*	TAXES	7,595,660	8,612,290	7,714,000	9,201,000
430-1414	POLICE PS SEMINARS	3,840	4,600	10,000	4,000
430-1415	FIRE PS SEMINARS	4,337	635	5,000	1,000
430-1417	PSTC RENTAL FEES	0	0	1,000	1,000
*	SERVICE CHARGES/USER FEES	8,177	5,235	16,000	6,000
470-1501	CARES GRANT	10,484	31,412	0	0
*	FEDERAL GRANTS	10,484	31,412	0	0
**	PUBLIC SAFETY SALES TAX	7,614,321	8,648,937	7,730,000	9,207,000

ADOPTED BUDGET EXPENDITURES
FOR FISCAL YEAR 2023

ACCOUNT	ACCOUNT DESCRIPTION	FY 2020 ACTUAL EXPENSES	FY 2021 ACTUAL EXPENSES	FY 2022 ADJ BUDGET EXPENSES	FY 2023 ADOPTED EXPENSES
FUND 101 PUBLIC SAFETY SALES TAX					
DEPT 45 PUBLIC WORKS					
DIV 75 PUBLIC SAFETY TAX					
520-3005	ELECTRIC CHARGES	320,764	316,978	400,000	400,000
*	OPERATIONAL SUPPLIES	320,764	316,978	400,000	400,000
**	PUBLIC SAFETY TAX	320,764	316,978	400,000	400,000
***	PUBLIC WORKS	320,764	316,978	400,000	400,000

ADOPTED BUDGET EXPENDITURES
FOR FISCAL YEAR 2023

ACCOUNT	ACCOUNT DESCRIPTION	FY 2020 ACTUAL EXPENSES	FY 2021 ACTUAL EXPENSES	FY 2022 ADJ BUDGET EXPENSES	FY 2023 ADOPTED EXPENSES
FUND 101 PUBLIC SAFETY SALES TAX					
DEPT 55 POLICE					
DIV 22 PROPOSITION ACTION					
510-8010	BUILDING IMPROVEMENTS	0	0	0	0
*	CAPITAL OUTLAY & IMPROVE	0	0	0	0
**	PROPOSITION ACTION	0	0	0	0

ADOPTED BUDGET EXPENDITURES
FOR FISCAL YEAR 2023

ACCOUNT	ACCOUNT DESCRIPTION	FY 2020 ACTUAL EXPENSES	FY 2021 ACTUAL EXPENSES	FY 2022 ADJ BUDGET EXPENSES	FY 2023 ADOPTED EXPENSES
FUND 101	PUBLIC SAFETY SALES TAX				
DEPT 55	POLICE				
DIV 75	PUBLIC SAFETY TAX				
510-1010	REGULAR-FT	1,089,546	1,012,351	1,277,626	1,340,619
510-1020	OVERTIME-FT	26,423	28,558	30,000	30,000
510-1410	OTHER STIPENDS	0	0	0	0
510-1505	HOLIDAY PAY	38,733	38,281	0	0
510-1510	LONGEVITY PAY	7,990	9,740	12,661	9,124
510-1515	SPECIAL RESPONSE TEAM PAY	6,375	6,980	9,027	6,319
510-1520	VACATION PAY	43,981	52,612	0	0
510-1530	STANDBY PAY	28,270	25,594	30,000	30,000
510-1540	COMPENSATION TIME PAY	35,333	52,383	0	0
510-1550	CLOTHING ALLOWANCE	0	0	0	0
510-1565	SICK PAY	29,056	19,375	0	0
510-1570	FLOATING HOLIDAY PAY	8,523	9,016	0	0
510-1595	CELL PHONE ALLOWANCE	3,191	2,879	3,129	1,878
510-1605	HEALTH INSURANCE	269,231	241,380	271,586	273,063
510-1610	WORKER'S COMPENSATION	39,394	53,913	62,461	72,098
510-1615	FICA EXPENSE	20,016	19,445	20,778	25,612
510-1620	POLICE & FIRE PENSION EXP	134,711	0	0	0
510-1625	LAGERS RETIREMENT EXPENSE	58,532	155,780	194,844	224,550
510-1635	DEFERRED COMP EXPENSE	0	63	0	0
510-1640	LIFE INSURANCE EXPENSE	2,725	2,281	2,736	2,875
510-1645	DENTAL INSURANCE	11,980	10,670	11,790	10,863
510-1650	DISABILITY INSURANCE-REG	118	1,859	2,550	2,854
510-1720	EMPLOYEE RECRUITMENT	19,614	38,593	0	0
510-1755	STAFF HEALTH CLUB REIMB	200	100	0	0
*	PERSONNEL SERVICES	1,873,942	1,781,853	1,929,188	2,029,855
510-2010	WEARING APPAREL & ACCESS	21,083	17,087	26,195	18,000
510-2030	MAINTENANCE SUPPLIES	0	0	0	0
510-2050	OPERATIONAL SUPPLIES	38,602	24,058	33,797	30,000
510-2108	COMPUTER PERIPHERALS	0	0	200	0
510-2120	GENERAL OFFICE SUPPLIES	234	55	500	0
510-2130	SMALL OFFICE FURNISHINGS	0	0	0	0
510-2205	FOOD & BEVERAGE SUPPLIES	0	0	0	0
510-2605	CHEMICAL & LABORATORY SUP	2,475	1,077	3,796	2,500
510-2840	FACILITY LEASE & RENTAL	7,800	7,800	7,800	7,800
510-3005	ELECTRIC CHARGES	1,865	1,666	1,750	1,750
510-3010	GAS CHARGES	378	413	400	450
510-3015	TELEPHONE CHARGES	26,280	37,774	35,000	37,500
510-3025	CABLE CHARGES	1,767	1,991	2,100	2,400
510-3105	CELLULAR TELEPHONE	389	386	400	400
510-3115	FUEL,OIL,& DIESEL	6,957	13,839	17,000	16,000
510-4105	PROPERTY REPAIRS & MAINT	0	0	0	0
510-4210	CENTRAL GARAGE REPAIRS	10,175	26,894	11,000	24,000

ADOPTED BUDGET EXPENDITURES
FOR FISCAL YEAR 2023

ACCOUNT	ACCOUNT DESCRIPTION	FY 2020 ACTUAL EXPENSES	FY 2021 ACTUAL EXPENSES	FY 2022 ADJ BUDGET EXPENSES	FY 2023 ADOPTED EXPENSES
FUND 101	PUBLIC SAFETY SALES TAX				
DEPT 55	POLICE				
DIV 75	PUBLIC SAFETY TAX				
510-5265	MAINTENANCE CONTRACTS/AGR	20,113	19,956	27,000	25,000
510-6005	TRAVEL EXPENSES	6,391	11,728	15,000	15,000
510-6010	CONFERENCES & SEMINARS	11,495	10,615	15,000	30,000
510-6105	DUES & MEMBERSHIPS	0	0	0	0
510-6115	EDUCATIONAL MATERIALS	750	0	750	750
*	OPERATIONAL SUPPLIES	156,754	175,339	197,688	211,550
510-7005	PRINTING SERVICES	0	0	0	100
510-7030	FEES & PERMITS	0	0	0	0
510-7305	LIABILITY INSURANCE	53,059	41,479	34,369	42,020
*	OTHER PURCHASES/SERVICES	53,059	41,479	34,369	42,120
510-8210	MOTOR VEHICLES	41,218	251,550	708,245	590,500
510-8220	OPERATING EQUIPMENT	20,610	144,880	38,700	96,260
510-8315	COMPUTER EQUIPMENT	305,742	1,962	308,100	447,800
*	CAPITAL OUTLAY & IMPROVE	367,570	398,392	1,055,045	1,134,560
510-9985	GENERAL FUND TR-PS RAISES	224,789	0	0	0
510-9997	EMERG COMMUNICATION	299,262	286,493	735,500	735,500
510-9999	TRANSFER TO GENERAL FUND	288,310	296,074	293,184	315,150
*	OTHER FINANCING USES	812,361	582,567	1,028,684	1,050,650
**	PUBLIC SAFETY TAX	3,263,686	2,979,630	4,244,974	4,468,735
***	POLICE	3,263,686	2,979,630	4,244,974	4,468,735

ADOPTED BUDGET EXPENDITURES
FOR FISCAL YEAR 2023

ACCOUNT	ACCOUNT DESCRIPTION	FY 2020 ACTUAL EXPENSES	FY 2021 ACTUAL EXPENSES	FY 2022 ADJ BUDGET EXPENSES	FY 2023 ADOPTED EXPENSES
FUND 101	PUBLIC SAFETY SALES TAX				
DEPT 60	FIRE				
DIV 75	PUBLIC SAFETY TAX				
510-1010	REGULAR-FT	840,799	958,078	1,143,405	1,390,112
510-1020	OVERTIME-FT	50,128	53,484	60,000	40,000
510-1410	OTHER STIPENDS	10,197	10,645	12,156	9,147
510-1505	HOLIDAY PAY	1,838	2,046	0	0
510-1510	LONGEVITY PAY	8,393	9,070	13,331	12,752
510-1520	VACATION PAY	43,027	49,047	0	0
510-1530	STANDBY PAY	30,130	41,822	30,000	40,000
510-1540	COMPENSATION TIME PAY	13,417	10,222	0	0
510-1545	CARE LEAVE PAY	0	0	0	0
510-1565	SICK PAY	67,308	34,215	0	0
510-1570	FLOATING HOLIDAY PAY	46,490	45,209	0	0
510-1595	CELL PHONE ALLOWANCE	602	626	626	626
510-1605	HEALTH INSURANCE	224,672	233,830	246,849	350,417
510-1610	WORKER'S COMPENSATION	54,291	79,824	79,718	109,709
510-1615	FICA EXPENSE	14,869	16,232	15,437	25,011
510-1620	POLICE & FIRE PENSION EXP	123,121	0	0	0
510-1625	LAGERS RETIREMENT EXPENSE	53,180	189,386	179,289	249,221
510-1635	DEFERRED COMP EXPENSE	1,446	1,339	1,504	0
510-1640	LIFE INSURANCE EXPENSE	2,113	2,090	2,261	2,976
510-1645	DENTAL INSURANCE	11,094	11,008	11,540	14,353
510-1650	DISABILITY INSURANCE-REG	0	1,670	2,167	2,883
510-1720	EMPLOYEE RECRUITMENT	3,775	17,442	13,500	13,500
510-1725	EMPLOYEE PHYSICALS	2,829	16,009	15,000	15,000
510-1755	STAFF HEALTH CLUB REIMB	0	0	0	0
*	PERSONNEL SERVICES	1,603,719	1,783,294	1,826,783	2,275,707
510-2010	WEARING APPAREL & ACCESS	4,717	2,396	5,000	10,000
510-2050	OPERATIONAL SUPPLIES	845	1,228	1,000	1,000
510-2108	COMPUTER PERIPHERALS	0	0	0	0
510-2130	SMALL OFFICE FURNISHINGS	116	0	2,400	0
510-2205	FOOD & BEVERAGE SUPPLIES	51	0	0	0
510-2825	SAFETY EQUIPMENT	19,582	10,000	15,000	36,000
510-3005	ELECTRIC CHARGES	27,677	27,332	30,000	26,000
510-3010	GAS CHARGES	1,307	1,366	1,400	1,800
510-3015	TELEPHONE CHARGES	820	4,175	3,700	3,900
510-3020	WATER CHARGES	6,241	6,758	6,200	6,300
510-3030	WASTEWATER CHARGES	1,232	1,293	1,300	1,400
510-3035	SANITATION CHARGES	2,464	2,588	2,400	2,600
510-3115	FUEL,OIL,& DIESEL	61	36	100	100
510-3125	PEST CONTROL	0	0	0	0
510-4105	PROPERTY REPAIRS & MAINT	1,446	4,886	3,000	7,500
510-4210	CENTRAL GARAGE REPAIRS	0	0	0	0
510-5265	MAINTENANCE CONTRACTS/AGR	6,771	6,706	6,700	6,700

ADOPTED BUDGET EXPENDITURES
FOR FISCAL YEAR 2023

ACCOUNT	ACCOUNT DESCRIPTION	FY 2020 ACTUAL EXPENSES	FY 2021 ACTUAL EXPENSES	FY 2022 ADJ BUDGET EXPENSES	FY 2023 ADOPTED EXPENSES
FUND 101	PUBLIC SAFETY SALES TAX				
DEPT 60	FIRE				
DIV 75	PUBLIC SAFETY TAX				
510-6005	TRAVEL EXPENSES	0	0	2,000	2,000
510-6010	CONFERENCES & SEMINARS	190	0	1,000	1,000
510-6060	PARAMEDIC TRAINING	5,967	12,039	10,000	10,000
*	OPERATIONAL SUPPLIES	79,487	80,803	91,200	116,300
510-7305	LIABILITY INSURANCE	53,695	42,340	35,182	43,639
*	OTHER PURCHASES/SERVICES	53,695	42,340	35,182	43,639
510-8005	BUILDING ACQUISITIONS	0	19,125	4,811,275	0
510-8010	BUILDING IMPROVEMENTS	6,350	0	0	0
510-8210	MOTOR VEHICLES	0	0	967,000	950,000
510-8220	OPERATING EQUIPMENT	5,638	0	4,000	0
510-8230	EMERGENCY OPERATING EQUIP	0	0	0	60,500
510-8315	COMPUTER EQUIPMENT	55,540	7,306	372,150	0
*	CAPITAL OUTLAY & IMPROVE	67,528	26,431	6,154,425	1,010,500
510-9985	GENERAL FUND TR-PS RAISES	112,146	0	0	0
510-9997	EMERG COMMUNICATION	44,717	42,809	106,750	106,750
510-9999	TRANSFER TO GENERAL FUND	329,306	294,640	288,700	316,119
*	OTHER FINANCING USES	486,169	337,449	395,450	422,869
**	PUBLIC SAFETY TAX	2,290,598	2,270,317	8,503,040	3,869,015
***	FIRE	2,290,598	2,270,317	8,503,040	3,869,015

ADOPTED BUDGET EXPENDITURES
FOR FISCAL YEAR 2023

ACCOUNT	ACCOUNT DESCRIPTION	FY 2020 ACTUAL EXPENSES	FY 2021 ACTUAL EXPENSES	FY 2022 ADJ BUDGET EXPENSES	FY 2023 ADOPTED EXPENSES
FUND 101	PUBLIC SAFETY SALES TAX				
DEPT 62	PS TRAINING CENTER				
DIV 75	PUBLIC SAFETY TAX				
510-2015	JANITORIAL SUPPLIES	2,696	1,764	2,700	3,000
510-2030	MAINTENANCE SUPPLIES	0	0	0	250
510-2050	OPERATIONAL SUPPLIES	703	5,015	23,721	11,140
510-2120	GENERAL OFFICE SUPPLIES	274	435-	350	1,500
510-2130	SMALL OFFICE FURNISHINGS	0	0	0	0
510-2205	FOOD & BEVERAGE SUPPLIES	873	117	1,000	1,000
510-2605	CHEMICAL & LABORATORY SUP	82	412	500	500
510-2840	FACILITY LEASE & RENTAL	224,303	126,744	130,500	130,500
510-3005	ELECTRIC CHARGES	34,385	37,097	37,000	37,000
510-3010	GAS CHARGES	19,617	22,923	26,500	31,500
510-3015	TELEPHONE CHARGES	5,492	5,880	6,000	6,100
510-3020	WATER CHARGES	2,481	2,008	1,750	2,100
510-3030	WASTEWATER CHARGES	2,591	2,595	2,600	2,700
510-3035	SANITATION CHARGES	935	589	950	350
510-3115	FUEL,OIL,& DIESEL	0	1,500	2,000	4,000
510-3125	PEST CONTROL	2,100	2,100	2,100	2,100
510-3210	FREIGHT & DELIVERY	0	0	0	0
510-4105	PROPERTY REPAIRS & MAINT	4,122	3,137	4,500	3,000
510-4120	BUILDING REPAIRS	0	0	0	2,500
510-5265	MAINTENANCE CONTRACTS/AGR	0	10,317	8,000	10,500
510-6115	EDUCATIONAL MATERIALS	8,054	7,426	25,000	7,000
*	OPERATIONAL SUPPLIES	308,708	229,189	275,171	256,740
510-7005	PRINTING SERVICES	0	0	1,000	0
510-7010	COPY SERVICES	2,678	2,808	2,800	2,800
510-7305	LIABILITY INSURANCE	7,666	5,727	4,851	6,089
*	OTHER PURCHASES/SERVICES	10,344	8,535	8,651	8,889
510-8010	BUILDING IMPROVEMENTS	9,909	23,991	0	6,000
510-8210	MOTOR VEHICLES	0	0	0	0
510-8215	ROLLING STOCK	0	0	0	0
510-8220	OPERATING EQUIPMENT	0	3,500	52,966	16,500
510-8315	COMPUTER EQUIPMENT	0	981	0	22,350
*	CAPITAL OUTLAY & IMPROVE	9,909	28,472	52,966	44,850
**	PUBLIC SAFETY TAX	328,961	266,196	336,788	310,479
***	PS TRAINING CENTER	328,961	266,196	336,788	310,479

ADOPTED BUDGET EXPENDITURES
FOR FISCAL YEAR 2023

ACCOUNT	ACCOUNT DESCRIPTION	FY 2020 ACTUAL EXPENSES	FY 2021 ACTUAL EXPENSES	FY 2022 ADJ BUDGET EXPENSES	FY 2023 ADOPTED EXPENSES
FUND 101 PUBLIC SAFETY SALES TAX					
DEPT 90 TRANSFERS					
DIV 03 TRANSFERS					
500-9805	TIF TAX PAYMENT	236,405	247,627	225,000	125,000
*	OTHER FINANCING USES	236,405	247,627	225,000	125,000
**	TRANSFERS	236,405	247,627	225,000	125,000
***	TRANSFERS	236,405	247,627	225,000	125,000
****	PUBLIC SAFETY SALES TAX	6,440,414	6,080,748	13,709,802	9,173,229

Public Safety Sales Tax Fund

2022-2023 Department Staffing

Division	FTE	Position
Police	29.00	Police Officer
	1.00	Crime Analyst/Accreditation Coordinator
Fire	1.00	Fire Training Chief
	6.00	Fire Captain
	6.00	Fire Driver/Engineer
	21.00	Firefighter/EMT
	64.00	**Total FTE**

Capital Expenditures

Division		
Police	Replacement SUV (11)	$ 412,500
	Replacement SUV Equipment - Patrol (6)	108,000
	Replacement SUV Equipment - Supervisor (5)	70,000
	Audio Visual HD System - Interview Rooms (4)	33,000
	Replacement Server for Body Camera/Car Video System	30,000
	Replacement Body Camera (13)	26,260
	Air Conditioning for Outdoor K9 Kennel - Police Department Lot	7,000
	Central Square Pro Suite Upgrade	350,000
	Ruggedized Laptop (29)	87,000
	Docking Station (20)	8,300
	Laptop Cabinet	2,500
Fire	Fire Brush Truck - Station 7	50,000
	Replacement Fire Engine 6	900,000
	Confined Space Equipment - Engine 7	27,000
	Cardiac Monitor - Engine 7	33,500
Public Safety Training Center	Replacement Parking Lot Light (6)	6,000
	Floor Polisher	1,500
	Replacement Projector Screen	15,000
	Replacement Advanced Computer	1,750
	Replacement 2-in-1 Laptop (4)	8,600
	Replacement Laptop (10)	12,000
		$ 2,189,910


CITY OF JOPLIN
STATE OF MISSOURI

Convention & Tourism


CITY OF JOPLIN
STATE OF MISSOURI

Convention & Tourism

Fund Balance Projection

	FY 2021 Actuals	FY 2022 Adjusted Budget	FY 2022 Estimated Actuals	FY 2023 Adopted Budget
REVENUES				
Taxes	$ 1,399,461	$ 1,399,461	$ 1,510,000	$ 1,510,000
Charges & Assessments	820	820	1,000	1,000
Other Income & Donations	(45,718)	(45,718)	14,900	500
Federal Grants	1,899	1,899	-	-
State Grants	-	-	-	22,500
Local Grants	-	-	-	-
TOTAL REVENUES	**$ 1,356,462**	**$ 1,356,462**	**$ 1,525,900**	**$ 1,534,000**
EXPENDITURES				
CVB - Administration	$ 506,144	$ 646,514	$ 601,681	$ 605,570
Special Projects	619,904	725,615	707,020	718,025
State Grants	-	-	-	40,000
TOTAL EXPENDITURES	**$ 1,126,048**	**$ 1,372,129**	**$ 1,308,701**	**$ 1,363,595**
EXCESS REVENUES OVER (UNDER) EXPENDITURES	**$ 230,414**	**$ (15,667)**	**$ 217,199**	**$ 170,405**
OTHER FINANCING SOURCES (USES)				
Transfers In	$ -	$ -	$ -	$ -
Transfers Out	(73,592)	(71,066)	(71,066)	(75,164)
TOTAL OTHER FINANCING SOURCES (USES)	**$ (73,592)**	**$ (71,066)**	**$ (71,066)**	**$ (75,164)**
NET CHANGE IN FUND BALANCE	**$ 156,822**	**$ (86,733)**	**$ 146,133**	**$ 95,241**
FUND BALANCE, BEGINNING OF YEAR	**$ 1,327,995**	**$ 1,484,817**	**$ 1,484,817**	**$ 1,630,950**
FUND BALANCE, END OF YEAR	**$ 1,484,817**	**$ 1,398,084**	**$ 1,630,950**	**$ 1,726,191**
FUND BALANCE SUMMARY:				
Reserved Fund Balance	$ -	$ -	$ -	$ -
Unrestricted Fund Balance	1,484,817	1,398,084	1,630,950	1,726,191
TOTAL FUND BALANCE SUMMARY	**$ 1,484,817**	**$ 1,398,084**	**$ 1,630,950**	**$ 1,726,191**

ADOPTED BUDGET REVENUES
FOR FISCAL YEAR 2023

ACCOUNT	ACCOUNT DESCRIPTION	FY 2020 ACTUAL REVENUE	FY 2021 ACTUAL REVENUE	FY 2022 ADJ BUDGET REVENUE	FY 2023 ADOPTED REVENUE
FUND 105	CONVENTION & TOURISM				
400-0501	HOTEL/MOTEL TAX	1,031,786	1,389,504	1,410,000	1,500,000
400-0502	HOTEL/MOTEL TAX PENALTIES	5,396	9,957	5,000	10,000
*	TAXES	1,037,182	1,399,461	1,415,000	1,510,000
440-0906	SOUVENIR SALES	145	820	500	1,000
*	CHARGES & ASSESSMENTS	145	820	500	1,000
450-0103	INVESTMENTS	0	0	0	0
450-0204	GAIN/LOSS ON INVESTMENTS	0	0	0	0
450-0306	OTHER DONATIONS	0	0	0	0
450-0401	CITY RESALE PROCEEDS	0	0	0	0
450-0405	SALE OF REAL PROPERTY	0	0	0	0
450-0406	SALE OF PROP & EQUIP	0	0	0	0
450-0604	INSURANCE CLAIM SETTLEMNT	895	2,890	0	0
450-0611	OTHER INCOME	67,690-	48,608-	1,000	500
*	OTHER INCOME/DONATIONS	66,795-	45,718-	1,000	500
470-1501	CARES GRANT	14,727	1,899	0	0
*	FEDERAL GRANTS	14,727	1,899	0	0
480-0503	MISSOURI TOURISM GRANT	0	0	0	22,500
*	STATE GRANTS	0	0	0	22,500
**	CONVENTION & TOURISM	985,259	1,356,462	1,416,500	1,534,000

ADOPTED BUDGET EXPENDITURES
FOR FISCAL YEAR 2023

ACCOUNT	ACCOUNT DESCRIPTION	FY 2020 ACTUAL EXPENSES	FY 2021 ACTUAL EXPENSES	FY 2022 ADJ BUDGET EXPENSES	FY 2023 ADOPTED EXPENSES
FUND 105	CONVENTION & TOURISM				
DEPT 40	CONVENTION & TOURISM				
DIV 01	ADMINISTRATION				
560-1010	REGULAR-FT	119,421	127,893	148,735	155,978
560-1020	OVERTIME-FT	0	127	0	0
560-1505	HOLIDAY PAY	4,632	5,038	0	0
560-1510	LONGEVITY PAY	876	1,370	1,639	2,043
560-1520	VACATION PAY	5,347	6,996	0	0
560-1535	AUTO ALLOWANCE	2,371	4,814	4,814	4,814
560-1540	COMPENSATION TIME PAY	1,248	390	0	0
560-1565	SICK PAY	4,203	5,168	0	0
560-1570	FLOATING HOLIDAY PAY	949	1,120	0	0
560-1595	CELL PHONE ALLOWANCE	1,203	1,252	1,252	1,252
560-1605	HEALTH INSURANCE	17,295	18,444	18,931	27,880
560-1610	WORKER'S COMPENSATION	227	402	422	427
560-1615	FICA EXPENSE	10,558	11,457	11,560	11,938
560-1625	LAGERS RETIREMENT EXPENSE	16,087	19,903	20,806	21,331
560-1635	DEFERRED COMP EXPENSE	2,893	3,009	3,009	3,009
560-1640	LIFE INSURANCE EXPENSE	319	315	318	274
560-1645	DENTAL INSURANCE	243	246	236	236
560-1650	DISABILITY INSURANCE-REG	427	328	324	340
560-1755	STAFF HEALTH CLUB REIMB	50	110	0	40
*	PERSONNEL SERVICES	188,349	208,382	212,046	229,562
560-2050	OPERATIONAL SUPPLIES	696	0	100	0
560-2120	GENERAL OFFICE SUPPLIES	1,989	883	1,900	1,900
560-2205	FOOD & BEVERAGE SUPPLIES	639	492	750	750
560-2805	PROMOTIONAL MATERIALS	406-	11,866	10,000	10,000
560-2810	CONVENTIONS & TRADE SHOWS	7,580	3,998	6,000	8,000
560-2815	SPEC EVENTS & PROMOTIONS	2,949	12,095	23,000	23,000
560-2850	LOCAL SALES MEETINGS	101	30	50	50
560-2855	FACILITY RENT ALLOCATION	11,344	11,344	11,344	11,344
560-3015	TELEPHONE CHARGES	410	938	950	1,200
560-3115	FUEL,OIL,& DIESEL	66	144	2,300	200
560-3205	POSTAGE	2,031	2,648	8,500	3,000
560-3210	FREIGHT & DELIVERY	3,740	925	500	500
560-4210	CENTRAL GARAGE REPAIRS	0	0	100	500
560-4220	VEHICLE CLEANING	10	0	20	20
560-5010	CONSULTING FEES	20,613	20,977	26,950	25,000
560-5055	CONTRACTOR FEES	0	29,500	69,500	0
560-5060	CONVENTION BID FEES	10,238	15,050	30,000	15,000
560-5225	MARKETING/PUBLIC RELATION	7,323	4,406	23,000	23,000
560-5265	MAINTENANCE CONTRACTS/AGR	9,500	9,500	9,200	18,800
560-6005	TRAVEL EXPENSES	7,089	2,632	11,000	11,000
560-6010	CONFERENCES & SEMINARS	2,544	603	4,500	6,500
560-6105	DUES & MEMBERSHIPS	7,819	8,936	9,500	10,000

ADOPTED BUDGET EXPENDITURES
FOR FISCAL YEAR 2023

ACCOUNT	ACCOUNT DESCRIPTION	FY 2020 ACTUAL EXPENSES	FY 2021 ACTUAL EXPENSES	FY 2022 ADJ BUDGET EXPENSES	FY 2023 ADOPTED EXPENSES
FUND 105	CONVENTION & TOURISM				
DEPT 40	CONVENTION & TOURISM				
DIV 01	ADMINISTRATION				
560-6110	PUBLICATIONS & SUBSCRIPT	7,367	6,251	7,500	8,345
*	OPERATIONAL SUPPLIES	103,642	143,218	256,664	178,109
560-7005	PRINTING SERVICES	3,888	14,814	17,000	17,000
560-7010	COPY SERVICES	3,014	4,219	4,200	5,200
560-7015	ADVERTISING	127,994	123,540	152,000	164,000
560-7305	LIABILITY INSURANCE	7,084	5,530	4,604	5,699
*	OTHER PURCHASES/SERVICES	141,980	148,103	177,804	191,899
560-8210	MOTOR VEHICLES	0	0	0	0
560-8315	COMPUTER EQUIPMENT	802	6,441	0	6,000
*	CAPITAL OUTLAY & IMPROVE	802	6,441	0	6,000
560-9035	AIRPORT SUBSIDY	200,000	0	0	0
560-9999	TRANSFER TO GENERAL FUND	64,666	73,592	71,066	75,164
*	OTHER FINANCING USES	264,666	73,592	71,066	75,164
**	ADMINISTRATION	699,439	579,736	717,580	680,734

ADOPTED BUDGET EXPENDITURES
FOR FISCAL YEAR 2023

ACCOUNT	ACCOUNT DESCRIPTION	FY 2020 ACTUAL EXPENSES	FY 2021 ACTUAL EXPENSES	FY 2022 ADJ BUDGET EXPENSES	FY 2023 ADOPTED EXPENSES
FUND 105	CONVENTION & TOURISM				
DEPT 40	CONVENTION & TOURISM				
DIV 80	SPECIAL PROJECTS				
560-1010	REGULAR-FT	40,887	43,289	52,421	50,073
560-1020	OVERTIME-FT	20	0	50	100
560-1505	HOLIDAY PAY	1,618	1,782	0	0
560-1510	LONGEVITY PAY	1,133	1,387	1,408	1,503
560-1520	VACATION PAY	2,760	4,041	0	0
560-1540	COMPENSATION TIME PAY	400	514	0	0
560-1565	SICK PAY	1,486	1,889	0	0
560-1570	FLOATING HOLIDAY PAY	358	396	0	0
560-1595	CELL PHONE ALLOWANCE	62	64	64	64
560-1605	HEALTH INSURANCE	7,206	7,832	7,888	10,387
560-1610	WORKER'S COMPENSATION	576	879	925	737
560-1615	FICA EXPENSE	3,695	4,051	4,095	3,912
560-1625	LAGERS RETIREMENT EXPENSE	6,095	6,889	7,175	6,726
560-1635	DEFERRED COMP EXPENSE	362	376	376	376
560-1640	LIFE INSURANCE EXPENSE	112	111	112	108
560-1645	DENTAL INSURANCE	303	306	295	381
560-1650	DISABILITY INSURANCE-REG	150	117	116	112
560-1755	STAFF HEALTH CLUB REIMB	22	30	0	15
*	PERSONNEL SERVICES	67,245	73,953	74,925	74,494
560-2855	FACILITY RENT ALLOCATION	3,784	3,784	3,784	3,784
560-3005	ELECTRIC CHARGES	1,857	1,663	1,900	1,700
560-3015	TELEPHONE CHARGES	86	46	100	100
560-3020	WATER CHARGES	220	220	225	250
560-3115	FUEL,OIL,& DIESEL	1,047	1,120	1,200	1,200
560-4105	PROPERTY REPAIRS & MAINT	6,437	3,215	8,000	8,000
560-4210	CENTRAL GARAGE REPAIRS	262	194	500	500
560-6005	TRAVEL EXPENSES	0	0	2,000	1,200
560-6010	CONFERENCES & SEMINARS	25	850	1,700	900
*	OPERATIONAL SUPPLIES	13,718	11,092	19,409	17,634
560-7305	LIABILITY INSURANCE	3,446	2,803	2,317	2,897
560-7426	JOPLIN SPORTS AUTHORITY	315,106	410,113	423,000	450,000
560-7505	SPECIAL EVENTS	65,924	115,372	140,000	140,000
*	OTHER PURCHASES/SERVICES	384,476	528,288	565,317	592,897
560-8115	ENTRYWAY/BEAUTIFICATION	2,540	6,571	65,964	33,000
560-8315	COMPUTER EQUIPMENT	0	0	0	0
*	CAPITAL OUTLAY & IMPROVE	2,540	6,571	65,964	33,000

ADOPTED BUDGET EXPENDITURES
FOR FISCAL YEAR 2023

ACCOUNT	ACCOUNT DESCRIPTION	FY 2020 ACTUAL EXPENSES	FY 2021 ACTUAL EXPENSES	FY 2022 ADJ BUDGET EXPENSES	FY 2023 ADOPTED EXPENSES
FUND 105 CONVENTION & TOURISM					
DEPT 40 CONVENTION & TOURISM					
DIV 80 SPECIAL PROJECTS					
**	SPECIAL PROJECTS	467,979	619,904	725,615	718,025

ADOPTED BUDGET EXPENDITURES
FOR FISCAL YEAR 2023

ACCOUNT	ACCOUNT DESCRIPTION	FY 2020 ACTUAL EXPENSES	FY 2021 ACTUAL EXPENSES	FY 2022 ADJ BUDGET EXPENSES	FY 2023 ADOPTED EXPENSES
FUND 105 CONVENTION & TOURISM					
DEPT 40 CONVENTION & TOURISM					
DIV 91 GRANTS - STATE					
560-5055	CONTRACTOR FEES	0	0	0	40,000
*	OPERATIONAL SUPPLIES	0	0	0	40,000
560-7015	ADVERTISING	9,379	0	0	0
*	OTHER PURCHASES/SERVICES	9,379	0	0	0
**	GRANTS - STATE	9,379	0	0	40,000
***	CONVENTION & TOURISM	1,176,797	1,199,640	1,443,195	1,438,759
****	CONVENTION & TOURISM	1,176,797	1,199,640	1,443,195	1,438,759


CITY OF JOPLIN
STATE OF MISSOURI

Convention & Tourism

2022-2023 Department Staffing

Division	FTE	Position
Administration	1.00	CVB Director
	1.00	Asst. CVB Director/Director of Sales/CVB
	1.00	Tourism Assistant
Special Projects	1.00	CVB Marketing Specialist
	0.25	Athletic Facilities Superintendent
	4.25	**Total FTE**

Capital Expenditures

Division		
Administration	Visitor Kiosk	$ 6,000
Special Projects	Grand Falls Wayfinding	25,000
	Tri-State Marker	8,000
		$ 39,000


CITY OF JOPLIN
STATE OF MISSOURI
ADOPTED 1917

Health & Welfare


CITY OF JOPLIN
STATE OF MISSOURI
ADOPTED 1917

Health & Welfare

Fund Balance Projection

	FY 2021 Actuals	FY 2022 Adjusted Budget	FY 2022 Estimated Actuals	FY 2023 Adopted Budget
REVENUES				
Taxes	$ 511,469	$ 510,200	$ 531,684	$ 518,200
Service Charges & User Fees	9,532	11,250	10,550	10,650
Charges & Assessments	127,333	154,300	115,650	118,600
Other Income & Donations	8,534	17,500	13,000	11,000
Federal Grants	919,511	558,096	540,943	400,599
State Grants	614,209	649,884	701,548	752,709
Local Grants	67,415	51,000	51,000	51,000
TOTAL REVENUES	**$ 2,258,003**	**$ 1,952,230**	**$ 1,964,375**	**$ 1,862,758**
EXPENDITURES				
Public Health Administration	$ 387,001	$ 422,534	$ 393,749	$ 430,740
WIC Services	558,932	675,031	667,948	731,906
Environmental Health	420,371	391,456	382,672	427,053
Medical Services	462,419	560,354	461,295	490,332
Animal Control	477,561	504,088	459,443	511,681
Public Health Preparedness	107,644	109,459	107,812	114,673
Federal Grants	331,318	243,513	212,656	176,656
TOTAL EXPENDITURES	**$ 2,745,246**	**$ 2,906,435**	**$ 2,685,575**	**$ 2,883,041**
EXCESS REVENUES OVER (UNDER) EXPENDITURES	**$ (487,243)**	**$ (954,205)**	**$ (721,200)**	**$ (1,020,283)**
OTHER FINANCING SOURCES (USES)				
Transfers In	$ 1,020,000	$ 1,020,000	$ 1,020,000	$ 1,020,000
Transfers Out	(64,601)	(65,402)	(65,402)	(65,364)
TOTAL OTHER FINANCING SOURCES (USES)	**$ 955,399**	**$ 954,598**	**$ 954,598**	**$ 954,636**
NET CHANGE IN FUND BALANCE	**$ 468,156**	**$ 393**	**$ 233,398**	**$ (65,647)**
FUND BALANCE, BEGINNING OF YEAR	**$ 1,153,987**	**$ 1,622,143**	**$ 1,622,143**	**$ 1,855,541**
FUND BALANCE, END OF YEAR	**$ 1,622,143**	**$ 1,622,536**	**$ 1,855,541**	**$ 1,789,894**
FUND BALANCE SUMMARY:				
Reserved Fund Balance	$ -	$ -	$ -	$ -
Unrestricted Fund Balance	1,622,143	1,622,536	1,855,541	1,789,894
TOTAL FUND BALANCE SUMMARY	**$ 1,622,143**	**$ 1,622,536**	**$ 1,855,541**	**$ 1,789,894**

ADOPTED BUDGET REVENUES
FOR FISCAL YEAR 2023

ACCOUNT	ACCOUNT DESCRIPTION	FY 2020 ACTUAL REVENUE	FY 2021 ACTUAL REVENUE	FY 2022 ADJ BUDGET REVENUE	FY 2023 ADOPTED REVENUE
FUND 110	HEALTH & WELFARE				
400-0101	REAL ESTATE TAXES	354,800	403,390	405,000	405,000
400-0102	PAYMENT IN LIEU OF TAXES	707	745	700	700
400-0103	COMMERCIAL SURTAX	98,121	92,515	90,000	95,000
400-0104	FINANCIAL INST TAX	912	485	500	500
400-0105	RAILROAD & UTILITY TAX	17,143	12,614	12,000	15,000
400-0106	PENALTIES & INTEREST-PROP	2,053	1,720	2,000	2,000
*	TAXES	473,736	511,469	510,200	518,200
430-0401	HUMANE SOCIETY FEES	8,315	7,000	8,000	8,000
430-0501	FACILITY RENTAL FEES	2,400	2,400	2,400	2,400
430-1410	SEMINAR CHARGES	462	132	850	250
430-1420	RESTITUTION FEES	75	0	0	0
*	SERVICE CHARGES/USER FEES	11,252	9,532	11,250	10,650
440-0302	VACCINATION-VFC	2,028	2,353	3,000	2,500
440-0303	VACCINATION-CHILD-SELFPAY	1,886	159	1,500	500
440-0304	VACCINATION-ADULT-SELFPAY	1,343	1,354	1,500	1,700
440-0305	VACCINATION-ADULT-TRAVEL	0	0	0	0
440-0306	VACCINATION-ADULT-317	1,905	2,022	2,400	2,400
440-0307	MEDICAID ENROLL REIMBURSE	3,134	1,613	4,500	1,500
440-0308	VISITING ANGELS REIMBURSE	116	58	400	0
440-0309	ECONOMIC SECURITY REIMB	319	29	300	0
440-0310	COMMUNITY CPR CLASS FEE	0	0	4,200	4,200
440-0907	HEALTH DEPT-TB TESTS	5,068	6,950	6,500	5,800
440-0914	VITAL RECORDS PROCESS FEE	119,088	112,795	130,000	100,000
*	CHARGES & ASSESSMENTS	134,887	127,333	154,300	118,600
450-0103	INVESTMENTS	0	0	0	0
450-0112	CONNOR BARBEE TRUST	2,016	391	1,500	500
450-0306	OTHER DONATIONS	750	0	500	0
450-0401	CITY RESALE PROCEEDS	4,427	2,210	0	0
450-0404	SALE/TRADE ALLOWANCE	7,500	0	6,000	4,000
450-0604	INSURANCE CLAIM SETTLEMNT	9,367	445	0	0
450-0611	OTHER INCOME	518	220	500	500
450-0614	VACCINE SUPPLIES REIMB	9,120	5,268	9,000	6,000
*	OTHER INCOME/DONATIONS	33,698	8,534	17,500	11,000
460-0201	GENERAL FUND SUBSIDY	1,020,000	1,020,000	1,020,000	1,020,000
*	TRANSFERS/SUBSIDIES	1,020,000	1,020,000	1,020,000	1,020,000
470-0207	FEMA-FEDERAL DISASTER	0	0	0	0

ADOPTED BUDGET REVENUES
FOR FISCAL YEAR 2023

ACCOUNT	ACCOUNT DESCRIPTION	FY 2020 ACTUAL REVENUE	FY 2021 ACTUAL REVENUE	FY 2022 ADJ BUDGET REVENUE	FY 2023 ADOPTED REVENUE
FUND 110	HEALTH & WELFARE				
470-0301	MEDICAID-MEDICAL PORTION	7,882	5,398	10,000	6,000
470-0303	STD/HIV PREVENTION GRANT	0	0	0	0
470-0305	CORE PUBLIC HEALTH GRANT	100,060	100,060	100,060	100,060
470-0307	DEPT OF CORR CLINIC GRANT	1,880	3,288	4,000	3,360
470-0309	EPA GRANT	0	0	0	0
470-0310	USDA SUMMER FOOD SERVICE	125	155	125	125
470-0312	PUBLIC HEALTH PREPAREDNES	28,616	47,238	39,398	39,398
470-0315	DHSS VACCINE PROGRAM PROV	114,313	71,687	161,000	75,000
470-0319	MO FOUNDATION FOR HEALTH	0	0	0	0
470-0322	TUBERCULOSIS CONTROL	0	0	0	0
470-0325	MEDICAID-WIC PORTION	3,625	0	0	0
470-0326	INCREASING ADULT FLU RATE	2,750	3,536	0	0
470-1501	CARES GRANT	143,563	579,514	0	0
470-1503	ELC HEALTH	0	44,359	155,000	82,500
470-1504	INCREASING ADULT IMMUNIZA	0	64,276	88,513	94,156
470-1505	CO-AG	0	0	0	0
*	FEDERAL GRANTS	402,814	919,511	558,096	400,599
480-0702	WIC GRANTS	512,975	522,502	551,005	649,011
480-0703	CHILD HEALTH GRANTS	30,199	32,831	30,200	30,200
480-0704	PEER COUNSELING GRANTS	51,066	55,001	65,679	70,098
480-0706	DAYCARE INSPECTION GRANT	2,750	3,875	3,000	3,400
480-0710	HEPATITIS A VACCINE INIT	6,653	0	0	0
*	STATE GRANTS	603,643	614,209	649,884	752,709
490-0217	CO HEALTH PREPAREDNESS SH	50,018	67,415	51,000	51,000
*	LOCAL GRANTS	50,018	67,415	51,000	51,000
**	HEALTH & WELFARE	2,730,048	3,278,003	2,972,230	2,882,758

ADOPTED BUDGET EXPENDITURES
FOR FISCAL YEAR 2023

ACCOUNT	ACCOUNT DESCRIPTION	FY 2020 ACTUAL EXPENSES	FY 2021 ACTUAL EXPENSES	FY 2022 ADJ BUDGET EXPENSES	FY 2023 ADOPTED EXPENSES
FUND 110	HEALTH & WELFARE				
DEPT 35	PUBLIC HEALTH				
DIV 01	ADMINISTRATION				
550-1010	REGULAR-FT	138,940	187,267	217,786	230,940
550-1020	OVERTIME-FT	0	44	0	0
550-1110	REGULAR-PT	0	0	0	0
550-1410	OTHER STIPENDS	1,214	2,803	2,006	2,000
550-1505	HOLIDAY PAY	4,759	7,403	0	0
550-1510	LONGEVITY PAY	5,644	7,389	8,260	8,583
550-1520	VACATION PAY	7,343	12,666	0	0
550-1535	AUTO ALLOWANCE	514	4,814	4,814	4,814
550-1540	COMPENSATION TIME PAY	3,343	4,326	0	0
550-1545	CARE LEAVE PAY	0	0	0	0
550-1565	SICK PAY	3,021	2,943	0	0
550-1570	FLOATING HOLIDAY PAY	1,123	1,720	0	0
550-1575	CITIZENSHIP LEAVE PAY	0	0	0	0
550-1595	CELL PHONE ALLOWANCE	472	1,332	862	862
550-1605	HEALTH INSURANCE	31,842	34,747	36,977	40,044
550-1610	WORKER'S COMPENSATION	553	1,057	1,144	1,170
550-1615	FICA EXPENSE	12,204	16,925	15,930	16,473
550-1625	LAGERS RETIREMENT EXPENSE	20,521	29,622	31,150	32,199
550-1635	DEFERRED COMP EXPENSE	2,045	2,844	3,009	1,504
550-1640	LIFE INSURANCE EXPENSE	325	436	436	459
550-1645	DENTAL INSURANCE	1,509	1,829	1,853	1,853
550-1650	DISABILITY INSURANCE-REG	474	485	477	502
550-1755	STAFF HEALTH CLUB REIMB	0	0	0	0
*	PERSONNEL SERVICES	235,846	320,652	324,704	341,403
550-2015	JANITORIAL SUPPLIES	1,984	2,076	2,500	2,000
550-2030	MAINTENANCE SUPPLIES	871	768	500	1,000
550-2050	OPERATIONAL SUPPLIES	187	128-	1,500	1,000
550-2105	COMPUTER SUPPLIES	129	30	150	150
550-2108	COMPUTER PERIPHERALS	0	0	0	0
550-2120	GENERAL OFFICE SUPPLIES	1,854	1,380	1,500	1,500
550-2130	SMALL OFFICE FURNISHINGS	380	334	100	100
550-2205	FOOD & BEVERAGE SUPPLIES	0	68	300	250
550-2610	FIRST AID SUPPLIES	0	0	0	0
550-2805	PROMOTIONAL MATERIALS	0	0	2,500	2,500
550-3005	ELECTRIC CHARGES	6,241	6,541	6,500	6,800
550-3015	TELEPHONE CHARGES	3,370	1,927	2,500	1,400
550-3020	WATER CHARGES	340	334	350	350
550-3030	WASTEWATER CHARGES	540	425	450	750
550-3035	SANITATION CHARGES	367	325	367	300
550-3115	FUEL,OIL,& DIESEL	229	411	850	800
550-3125	PEST CONTROL	302	383	385	385
550-3205	POSTAGE	987	2,665	2,200	200

ADOPTED BUDGET EXPENDITURES
FOR FISCAL YEAR 2023

ACCOUNT	ACCOUNT DESCRIPTION	FY 2020 ACTUAL EXPENSES	FY 2021 ACTUAL EXPENSES	FY 2022 ADJ BUDGET EXPENSES	FY 2023 ADOPTED EXPENSES
FUND 110	HEALTH & WELFARE				
DEPT 35	PUBLIC HEALTH				
DIV 01	ADMINISTRATION				
550-3210	FREIGHT & DELIVERY	92	0	100	0
550-4120	BUILDING REPAIRS	1,631	5,435	2,600	2,600
550-4210	CENTRAL GARAGE REPAIRS	435	234	3,500	5,000
550-4215	OTHER VEHICLE REPAIRS	0	0	0	0
550-4220	VEHICLE CLEANING	40	40	40	40
550-5010	CONSULTING FEES	0	0	1,500	0
550-5035	PROPERTY TAX SERVICES	18,289	20,957	21,500	21,500
550-5115	TEMPORARY EMPLOYEE SERVIC	0	3,174	0	0
550-5195	PRESCRIPTION DRUG MONITOR	0	0	0	0
550-5265	MAINTENANCE CONTRACTS/AGR	503	384	550	400
550-6005	TRAVEL EXPENSES	10	19	750	750
550-6010	CONFERENCES & SEMINARS	0	150	100	100
550-6105	DUES & MEMBERSHIPS	1,505	1,525	1,485	1,550
*	OPERATIONAL SUPPLIES	40,286	49,457	54,777	51,425
550-7005	PRINTING SERVICES	45	45	100	50
550-7010	COPY SERVICES	3,962	3,428	3,500	3,100
550-7015	ADVERTISING	254	0	300	300
550-7030	FEES & PERMITS	782	434	850	1,000
550-7105	CASH OVER & SHORT	28-	0	0	0
550-7131	MERCHANT CARD SERVICE FEE	2,996	2,884	2,850	3,500
550-7305	LIABILITY INSURANCE	13,192	10,101	8,453	10,462
*	OTHER PURCHASES/SERVICES	21,203	16,892	16,053	18,412
550-8010	BUILDING IMPROVEMENTS	5,589	0	0	0
550-8210	MOTOR VEHICLES	0	0	27,000	18,500
550-8220	OPERATING EQUIPMENT	0	0	0	0
550-8315	COMPUTER EQUIPMENT	0	0	0	1,000
*	CAPITAL OUTLAY & IMPROVE	5,589	0	27,000	19,500
550-9999	TRANSFER TO GENERAL FUND	54,019	53,123	53,924	53,886
*	OTHER FINANCING USES	54,019	53,123	53,924	53,886
**	ADMINISTRATION	356,943	440,124	476,458	484,626

ADOPTED BUDGET EXPENDITURES
FOR FISCAL YEAR 2023

ACCOUNT	ACCOUNT DESCRIPTION	FY 2020 ACTUAL EXPENSES	FY 2021 ACTUAL EXPENSES	FY 2022 ADJ BUDGET EXPENSES	FY 2023 ADOPTED EXPENSES
FUND 110	HEALTH & WELFARE				
DEPT 35	PUBLIC HEALTH				
DIV 02	WIC SERVICES				
550-1010	REGULAR-FT	249,944	280,949	387,191	414,596
550-1020	OVERTIME-FT	0	0	0	0
550-1110	REGULAR-PT	60,930	52,222	65,679	70,098
550-1120	OVERTIME-PT	0	0	0	0
550-1210	REGULAR-SEAS	171	0	0	0
550-1410	OTHER STIPENDS	0	0	0	0
550-1505	HOLIDAY PAY	10,709	10,600	0	0
550-1510	LONGEVITY PAY	6,719	7,670	8,715	6,711
550-1520	VACATION PAY	16,893	17,630	0	0
550-1530	STANDBY PAY	0	0	0	0
550-1540	COMPENSATION TIME PAY	7,045	5,122	0	0
550-1545	CARE LEAVE PAY	0	0	0	0
550-1565	SICK PAY	6,911	5,902	0	0
550-1570	FLOATING HOLIDAY PAY	3,274	2,960	0	0
550-1595	CELL PHONE ALLOWANCE	0	134	156	156
550-1605	HEALTH INSURANCE	58,220	61,735	72,314	92,525
550-1610	WORKER'S COMPENSATION	1,054	1,749	2,083	2,133
550-1615	FICA EXPENSE	26,896	28,171	33,806	35,401
550-1625	LAGERS RETIREMENT EXPENSE	35,663	40,054	52,676	54,790
550-1635	DEFERRED COMP EXPENSE	2,018	1,504	3,009	1,504
550-1640	LIFE INSURANCE EXPENSE	732	699	806	887
550-1645	DENTAL INSURANCE	3,516	3,557	3,869	3,287
550-1650	DISABILITY INSURANCE-REG	1,008	750	848	910
550-1755	STAFF HEALTH CLUB REIMB	0	0	0	0
*	PERSONNEL SERVICES	491,703	521,408	631,152	682,998
550-2030	MAINTENANCE SUPPLIES	768	974	1,000	1,000
550-2050	OPERATIONAL SUPPLIES	419-	59-	0	0
550-2105	COMPUTER SUPPLIES	996	914	1,088	1,088
550-2108	COMPUTER PERIPHERALS	0	0	0	0
550-2120	GENERAL OFFICE SUPPLIES	808	447	600	500
550-2130	SMALL OFFICE FURNISHINGS	2,184	2,848	0	2,562
550-2615	PHARMACY & MEDICAL SUPPL	566	174	970	2,063
550-2805	PROMOTIONAL MATERIALS	0	459	310	2,000
550-2820	NUTRITION MATERIALS	890	360	1,053	1,350
550-2840	FACILITY LEASE & RENTAL	1,500	0	3,600	3,600
550-3005	ELECTRIC CHARGES	5,108	5,371	5,500	5,500
550-3015	TELEPHONE CHARGES	4,580	5,284	5,000	1,600
550-3020	WATER CHARGES	279	274	300	300
550-3030	WASTEWATER CHARGES	355	342	375	375
550-3035	SANITATION CHARGES	438	335	450	500
550-3105	CELLULAR TELEPHONE	527	621	1,152	1,100
550-3125	PEST CONTROL	248	313	320	315

ADOPTED BUDGET EXPENDITURES
FOR FISCAL YEAR 2023

ACCOUNT	ACCOUNT DESCRIPTION	FY 2020 ACTUAL EXPENSES	FY 2021 ACTUAL EXPENSES	FY 2022 ADJ BUDGET EXPENSES	FY 2023 ADOPTED EXPENSES
FUND 110	HEALTH & WELFARE				
DEPT 35	PUBLIC HEALTH				
DIV 02	WIC SERVICES				
550-3205	POSTAGE	3,107	180	200	60
550-5265	MAINTENANCE CONTRACTS/AGR	442	159	1,023	100
550-5270	INTERPRETER SERVICES	0	80	480	250
550-5280	PEER TRAINER SERVICES	1,423	2,957	5,014	2,240
550-6005	TRAVEL EXPENSES	519	130	830	2,612
550-6010	CONFERENCES & SEMINARS	0	184	0	0
*	OPERATIONAL SUPPLIES	24,319	22,347	29,265	29,115
550-7010	COPY SERVICES	0	152	1,275	2,100
550-7030	FEES & PERMITS	0	0	500	578
550-7140	INSURANCE PREMIUMS	0	0	400	400
550-7305	LIABILITY INSURANCE	18,579	15,025	12,439	16,715
*	OTHER PURCHASES/SERVICES	18,579	15,177	14,614	19,793
550-8315	COMPUTER EQUIPMENT	0	0	0	0
*	CAPITAL OUTLAY & IMPROVE	0	0	0	0
**	WIC SERVICES	534,601	558,932	675,031	731,906

ADOPTED BUDGET EXPENDITURES
FOR FISCAL YEAR 2023

ACCOUNT	ACCOUNT DESCRIPTION	FY 2020 ACTUAL EXPENSES	FY 2021 ACTUAL EXPENSES	FY 2022 ADJ BUDGET EXPENSES	FY 2023 ADOPTED EXPENSES
FUND 110	HEALTH & WELFARE				
DEPT 35	PUBLIC HEALTH				
DIV 03	ENVIRONMENTAL HEALTH				
550-1010	REGULAR-FT	200,360	193,079	234,761	247,341
550-1020	OVERTIME-FT	0	27	0	100
550-1110	REGULAR-PT	0	0	0	6,311
550-1210	REGULAR-SEAS	0	2,637	6,069	0
550-1410	OTHER STIPENDS	0	0	0	0
550-1505	HOLIDAY PAY	8,553	6,911	0	0
550-1510	LONGEVITY PAY	4,640	702	1,013	1,090
550-1520	VACATION PAY	12,079	4,549	0	0
550-1530	STANDBY PAY	0	536	0	3,000
550-1540	COMPENSATION TIME PAY	5,361	1,080	0	0
550-1565	SICK PAY	9,135	7,105	0	0
550-1570	FLOATING HOLIDAY PAY	1,716	2,256	0	0
550-1595	CELL PHONE ALLOWANCE	1,455	563	2,441	2,190
550-1605	HEALTH INSURANCE	36,080	46,874	45,180	56,307
550-1610	WORKER'S COMPENSATION	6,576	8,745	9,920	10,434
550-1615	FICA EXPENSE	18,569	16,276	18,313	19,142
550-1625	LAGERS RETIREMENT EXPENSE	28,417	24,407	31,683	32,984
550-1635	DEFERRED COMP EXPENSE	6,536	4,348	7,522	3,009
550-1640	LIFE INSURANCE EXPENSE	535	460	502	537
550-1645	DENTAL INSURANCE	1,887	2,149	2,217	2,217
550-1650	DISABILITY INSURANCE-REG	766	476	511	550
550-1755	STAFF HEALTH CLUB REIMB	0	0	0	0
*	PERSONNEL SERVICES	342,665	323,180	360,132	385,212
550-2050	OPERATIONAL SUPPLIES	610	335	1,000	500
550-2105	COMPUTER SUPPLIES	20	0	500	500
550-2108	COMPUTER PERIPHERALS	0	0	0	0
550-2125	SMALL OFFICE EQUIPMENT	0	0	0	0
550-2130	SMALL OFFICE FURNISHINGS	0	300	0	300
550-2405	HAND TOOLS	275	271	300	300
550-2605	CHEMICAL & LABORATORY SUP	59-	3,278	5,500	5,500
550-2620	VACCINE SUPPLIES	1,610	3,097	3,600	3,500
550-2825	SAFETY EQUIPMENT	0	69	50	50
550-3005	ELECTRIC CHARGES	1,616	1,694	1,700	1,800
550-3015	TELEPHONE CHARGES	431	232	475	300
550-3020	WATER CHARGES	88	87	100	100
550-3030	WASTEWATER CHARGES	112	108	125	115
550-3035	SANITATION CHARGES	95	84	100	100
550-3115	FUEL,OIL,& DIESEL	744	1,255	2,400	1,600
550-3125	PEST CONTROL	78	99	100	100
550-3205	POSTAGE	0	0	0	0
550-3210	FREIGHT & DELIVERY	118	203	200	200
550-4210	CENTRAL GARAGE REPAIRS	2,385	3,047	3,000	3,000

ADOPTED BUDGET EXPENDITURES
FOR FISCAL YEAR 2023

ACCOUNT	ACCOUNT DESCRIPTION	FY 2020 ACTUAL EXPENSES	FY 2021 ACTUAL EXPENSES	FY 2022 ADJ BUDGET EXPENSES	FY 2023 ADOPTED EXPENSES
FUND 110	HEALTH & WELFARE				
DEPT 35	PUBLIC HEALTH				
DIV 03	ENVIRONMENTAL HEALTH				
550-4220	VEHICLE CLEANING	30	0	100	100
550-5008	COVID-19 FEES	35,952	72,716	0	0
550-6005	TRAVEL EXPENSES	247	38	2,000	2,000
550-6010	CONFERENCES & SEMINARS	360	150	750	750
550-6105	DUES & MEMBERSHIPS	50	400	400	350
550-6115	EDUCATIONAL MATERIALS	720	225	1,000	1,000
*	OPERATIONAL SUPPLIES	45,482	87,688	23,400	22,165
550-7005	PRINTING SERVICES	45	135	100	200
550-7030	FEES & PERMITS	0	0	0	0
550-7305	LIABILITY INSURANCE	12,485	9,368	7,824	9,476
*	OTHER PURCHASES/SERVICES	12,530	9,503	7,924	9,676
550-8210	MOTOR VEHICLES	17,764	0	0	0
550-8220	OPERATING EQUIPMENT	0	0	0	0
550-8315	COMPUTER EQUIPMENT	0	0	0	10,000
*	CAPITAL OUTLAY & IMPROVE	17,764	0	0	10,000
**	ENVIRONMENTAL HEALTH	418,441	420,371	391,456	427,053

ADOPTED BUDGET EXPENDITURES
FOR FISCAL YEAR 2023

ACCOUNT	ACCOUNT DESCRIPTION	FY 2020 ACTUAL EXPENSES	FY 2021 ACTUAL EXPENSES	FY 2022 ADJ BUDGET EXPENSES	FY 2023 ADOPTED EXPENSES
FUND 110	HEALTH & WELFARE				
DEPT 35	PUBLIC HEALTH				
DIV 04	MEDICAL SERVICES				
550-1010	REGULAR-FT	175,549	192,353	218,593	229,034
550-1020	OVERTIME-FT	2	33	0	0
550-1505	HOLIDAY PAY	7,043	7,453	0	0
550-1510	LONGEVITY PAY	1,434	1,253	1,480	2,181
550-1520	VACATION PAY	8,597	8,164	0	0
550-1540	COMPENSATION TIME PAY	7,097	2,436	0	0
550-1565	SICK PAY	6,664	8,146	0	0
550-1570	FLOATING HOLIDAY PAY	1,940	1,656	0	0
550-1575	CITIZENSHIP LEAVE PAY	0	0	0	0
550-1595	CELL PHONE ALLOWANCE	587	626	626	626
550-1605	HEALTH INSURANCE	35,775	30,712	25,241	34,168
550-1610	WORKER'S COMPENSATION	2,442	3,831	3,904	4,064
550-1615	FICA EXPENSE	15,750	17,102	16,935	17,775
550-1625	LAGERS RETIREMENT EXPENSE	20,903	28,141	29,353	30,139
550-1635	DEFERRED COMP EXPENSE	4,402	4,513	4,513	4,513
550-1640	LIFE INSURANCE EXPENSE	468	485	468	489
550-1645	DENTAL INSURANCE	1,905	1,869	1,871	2,217
550-1650	DISABILITY INSURANCE-REG	641	506	478	498
550-1755	STAFF HEALTH CLUB REIMB	0	0	0	0
*	PERSONNEL SERVICES	291,199	309,279	303,462	325,704
550-2015	JANITORIAL SUPPLIES	0	49	0	0
550-2050	OPERATIONAL SUPPLIES	633	505	500	500
550-2105	COMPUTER SUPPLIES	113	232	150	150
550-2125	SMALL OFFICE EQUIPMENT	0	0	0	0
550-2130	SMALL OFFICE FURNISHINGS	0	287	50	350
550-2605	CHEMICAL & LABORATORY SUP	1,559	1,607-	1,500	1,500
550-2620	VACCINE SUPPLIES	163	207	2,800	200
550-2770	COMMUNITY CPR CLASS SUPPL	0	2,009	2,523	2,500
550-2805	PROMOTIONAL MATERIALS	0	0	0	0
550-3005	ELECTRIC CHARGES	5,015	5,256	5,300	5,400
550-3015	TELEPHONE CHARGES	1,108	942	1,170	1,000
550-3020	WATER CHARGES	274	269	300	300
550-3030	WASTEWATER CHARGES	348	336	375	350
550-3035	SANITATION CHARGES	432	330	450	500
550-3125	PEST CONTROL	243	308	310	310
550-3210	FREIGHT & DELIVERY	58	363	200	200
550-5008	COVID-19 FEES	1,184	520	0	0
550-5010	CONSULTING FEES	0	0	5,000	5,000
550-5085	DHSS VACCINE PROGRAM PROV	114,313	71,687	161,000	75,000
550-5160	VITAL RECORDS PROGRAM FEE	2,886	3,455	6,000	7,320
550-5265	MAINTENANCE CONTRACTS/AGR	0	0	2,016	0
550-6005	TRAVEL EXPENSES	351	57	850	350

ADOPTED BUDGET EXPENDITURES
FOR FISCAL YEAR 2023

ACCOUNT	ACCOUNT DESCRIPTION	FY 2020 ACTUAL EXPENSES	FY 2021 ACTUAL EXPENSES	FY 2022 ADJ BUDGET EXPENSES	FY 2023 ADOPTED EXPENSES
FUND 110	HEALTH & WELFARE				
DEPT 35	PUBLIC HEALTH				
DIV 04	MEDICAL SERVICES				
550-6010	CONFERENCES & SEMINARS	105	31	100	100
550-6110	PUBLICATIONS & SUBSCRIPT	66	0	50	0
*	OPERATIONAL SUPPLIES	128,851	85,236	190,644	101,030
550-7005	PRINTING SERVICES	227	625	300	300
550-7010	COPY SERVICES	3,527	2,046	3,000	2,700
550-7030	FEES & PERMITS	640	460	700	900
550-7140	INSURANCE PREMIUMS	0	0	0	0
550-7305	LIABILITY INSURANCE	11,706	9,318	7,748	9,698
550-7415	FAMILY SERVICE CONTRACTS	0	0	0	0
550-7470	PHARMACY SERVICE CONTRACT	56,187	52,850	54,500	50,000
*	OTHER PURCHASES/SERVICES	72,287	65,299	66,248	63,598
550-8220	OPERATING EQUIPMENT	0	2,605	0	0
550-8305	OFFICE EQUIPMENT	0	0	0	0
550-8315	COMPUTER EQUIPMENT	0	0	0	0
*	CAPITAL OUTLAY & IMPROVE	0	2,605	0	0
**	MEDICAL SERVICES	492,337	462,419	560,354	490,332

ADOPTED BUDGET EXPENDITURES
FOR FISCAL YEAR 2023

ACCOUNT	ACCOUNT DESCRIPTION	FY 2020 ACTUAL EXPENSES	FY 2021 ACTUAL EXPENSES	FY 2022 ADJ BUDGET EXPENSES	FY 2023 ADOPTED EXPENSES
FUND 110	HEALTH & WELFARE				
DEPT 35	PUBLIC HEALTH				
DIV 05	ANIMAL CONTROL				
550-1010	REGULAR-FT	92,610	94,825	109,098	113,797
550-1020	OVERTIME-FT	1,692	1,949	1,000	1,500
550-1505	HOLIDAY PAY	3,492	3,302	0	0
550-1510	LONGEVITY PAY	1,907	2,666	2,875	2,994
550-1520	VACATION PAY	3,740	4,149	0	0
550-1530	STANDBY PAY	19,716	22,338	22,000	22,000
550-1540	COMPENSATION TIME PAY	3,352	1,561	0	0
550-1565	SICK PAY	2,132	4,783	0	0
550-1570	FLOATING HOLIDAY PAY	778	829	0	0
550-1595	CELL PHONE ALLOWANCE	1,735	1,341	1,878	1,878
550-1605	HEALTH INSURANCE	29,831	25,280	25,745	27,880
550-1610	WORKER'S COMPENSATION	1,933	3,566	3,228	4,066
550-1615	FICA EXPENSE	9,271	10,067	9,924	10,263
550-1625	LAGERS RETIREMENT EXPENSE	16,406	15,398	18,201	18,417
550-1640	LIFE INSURANCE EXPENSE	240	229	234	244
550-1645	DENTAL INSURANCE	485	794	817	817
550-1650	DISABILITY INSURANCE-REG	322	241	290	299
550-1755	STAFF HEALTH CLUB REIMB	40	80	0	0
*	PERSONNEL SERVICES	189,682	193,398	195,290	204,155
550-2010	WEARING APPAREL & ACCESS	114	499	400	650
550-2050	OPERATIONAL SUPPLIES	903	2,232	1,200	1,400
550-2825	SAFETY EQUIPMENT	150	300	300	300
550-3005	ELECTRIC CHARGES	1,593	2,484	2,000	2,750
550-3010	GAS CHARGES	1,178	1,254	1,800	1,800
550-3015	TELEPHONE CHARGES	95	46	100	100
550-3020	WATER CHARGES	297	426	325	450
550-3030	WASTEWATER CHARGES	590	567	600	650
550-3035	SANITATION CHARGES	13	12	15	15
550-3110	PAGERS	56	0	0	0
550-3115	FUEL,OIL,& DIESEL	7,336	9,157	9,000	11,500
550-3125	PEST CONTROL	11	14	15	15
550-4205	VEHICLE REPAIRS	0	0	0	0
550-4210	CENTRAL GARAGE REPAIRS	12,150	5,518	6,000	13,000
550-4220	VEHICLE CLEANING	110	150	150	150
550-5170	SPAY/NEUTER CLINIC PROG	1,125	665	2,500	1,000
550-5190	RABIES CLINIC ASSISTANCE	0	0	0	0
550-5245	HUMANE SOCIETY SERVICES	213,759	252,514	250,000	235,000
550-5295	EMERGENCY VET SERVICES	0	0	0	0
550-6005	TRAVEL EXPENSES	0	368	500	550
550-6010	CONFERENCES & SEMINARS	0	150	300	350
550-6105	DUES & MEMBERSHIPS	60	40	60	40

ADOPTED BUDGET EXPENDITURES
FOR FISCAL YEAR 2023

ACCOUNT	ACCOUNT DESCRIPTION	FY 2020 ACTUAL EXPENSES	FY 2021 ACTUAL EXPENSES	FY 2022 ADJ BUDGET EXPENSES	FY 2023 ADOPTED EXPENSES
FUND 110	HEALTH & WELFARE				
DEPT 35	PUBLIC HEALTH				
DIV 05	ANIMAL CONTROL				
*	OPERATIONAL SUPPLIES	239,540	276,396	275,265	269,720
550-7005	PRINTING SERVICES	1,267	1,044	1,500	1,200
550-7305	LIABILITY INSURANCE	6,761	5,076	4,233	5,106
*	OTHER PURCHASES/SERVICES	8,028	6,120	5,733	6,306
550-8005	BUILDING ACQUISITIONS	0	0	0	0
550-8210	MOTOR VEHICLES	25,189	0	27,800	31,500
550-8315	COMPUTER EQUIPMENT	12,330	1,647	0	0
*	CAPITAL OUTLAY & IMPROVE	37,519	1,647	27,800	31,500
550-9997	EMERG COMMUNICATION SERV	11,478	11,478	11,478	11,478
*	OTHER FINANCING USES	11,478	11,478	11,478	11,478
**	ANIMAL CONTROL	486,247	489,039	515,566	523,159

ADOPTED BUDGET EXPENDITURES
FOR FISCAL YEAR 2023

ACCOUNT	ACCOUNT DESCRIPTION	FY 2020 ACTUAL EXPENSES	FY 2021 ACTUAL EXPENSES	FY 2022 ADJ BUDGET EXPENSES	FY 2023 ADOPTED EXPENSES
FUND 110	HEALTH & WELFARE				
DEPT 35	PUBLIC HEALTH				
DIV 07	PUBLIC HEALTH PREPARED				
550-1010	REGULAR-FT	58,331	62,502	69,613	73,962
550-1020	OVERTIME-FT	0	0	0	100
550-1110	REGULAR-PT	0	0	0	0
550-1410	OTHER STIPENDS	0	0	0	0
550-1505	HOLIDAY PAY	2,205	2,409	0	0
550-1510	LONGEVITY PAY	1,846	2,096	2,785	2,959
550-1520	VACATION PAY	1,715	534	0	0
550-1540	COMPENSATION TIME PAY	980	1,881	0	0
550-1565	SICK PAY	630	1,951	0	0
550-1570	FLOATING HOLIDAY PAY	245	546	0	0
550-1595	CELL PHONE ALLOWANCE	602	626	626	626
550-1605	HEALTH INSURANCE	12,107	12,205	13,125	14,213
550-1610	WORKER'S COMPENSATION	2,348	3,674	3,717	3,947
550-1615	FICA EXPENSE	4,929	5,459	5,284	5,484
550-1625	LAGERS RETIREMENT EXPENSE	8,325	9,365	9,712	10,094
550-1635	DEFERRED COMP EXPENSE	1,446	1,339	1,504	0
550-1640	LIFE INSURANCE EXPENSE	98	99	97	98
550-1645	DENTAL INSURANCE	599	560	582	582
550-1650	DISABILITY INSURANCE-REG	200	156	152	162
*	PERSONNEL SERVICES	96,606	105,402	107,197	112,227
550-3005	ELECTRIC CHARGES	371	389	400	400
550-3015	TELEPHONE CHARGES	172	93	200	150
550-3020	WATER CHARGES	20	20	25	25
550-3030	WASTEWATER CHARGES	26	25	30	30
550-3035	SANITATION CHARGES	22	19	25	25
550-3125	PEST CONTROL	18	23	25	25
550-3205	POSTAGE	4	3	0	0
550-6005	TRAVEL EXPENSES	0	0	150	150
550-6010	CONFERENCES & SEMINARS	0	0	0	0
550-6105	DUES & MEMBERSHIPS	237	270	250	195
*	OPERATIONAL SUPPLIES	870	842	1,105	1,000
550-7030	FEES & PERMITS	0	0	0	0
550-7305	LIABILITY INSURANCE	1,720	1,400	1,157	1,446
*	OTHER PURCHASES/SERVICES	1,720	1,400	1,157	1,446
550-8220	OPERATING EQUIPMENT	0	0	0	0
550-8315	COMPUTER EQUIPMENT	0	0	0	0
*	CAPITAL OUTLAY & IMPROVE	0	0	0	0

ADOPTED BUDGET EXPENDITURES
FOR FISCAL YEAR 2023

ACCOUNT	ACCOUNT DESCRIPTION	FY 2020 ACTUAL EXPENSES	FY 2021 ACTUAL EXPENSES	FY 2022 ADJ BUDGET EXPENSES	FY 2023 ADOPTED EXPENSES
FUND 110 HEALTH & WELFARE					
DEPT 35 PUBLIC HEALTH					
DIV 07 PUBLIC HEALTH PREPARED					
**	PUBLIC HEALTH PREPARED	99,196	107,644	109,459	114,673

ADOPTED BUDGET EXPENDITURES
FOR FISCAL YEAR 2023

ACCOUNT	ACCOUNT DESCRIPTION	FY 2020 ACTUAL EXPENSES	FY 2021 ACTUAL EXPENSES	FY 2022 ADJ BUDGET EXPENSES	FY 2023 ADOPTED EXPENSES
FUND 110	HEALTH & WELFARE				
DEPT 35	PUBLIC HEALTH				
DIV 90	GRANTS - FEDERAL				
550-1010	REGULAR-FT	66,407	242,573	167,414	37,414
550-1020	OVERTIME-FT	814	2,273	0	0
550-1110	REGULAR-PT	0	0	0	0
550-1120	OVERTIME-PT	0	0	0	0
550-1210	REGULAR-SEAS	0	0	0	0
550-1220	OVERTIME-SEAS	0	0	0	0
550-1545	CARE LEAVE PAY	0	805	0	0
550-1605	HEALTH INSURANCE	12,372	36,632	0	0
550-1610	WORKER'S COMPENSATION	1,360	8,162	0	0
550-1615	FICA EXPENSE	5,011	18,366	0	0
550-1625	LAGERS RETIREMENT EXPENSE	0	10,949	0	0
550-1640	LIFE INSURANCE EXPENSE	193	532	0	0
550-1645	DENTAL INSURANCE	763	2,776	0	0
550-1650	DISABILITY INSURANCE-REG	253	553	0	0
*	PERSONNEL SERVICES	87,173	323,621	167,414	37,414
550-2050	OPERATIONAL SUPPLIES	0	0	8,314	85,000
550-2855	FACILITY RENT ALLOCATION	1,613	3,763	8,314	8,314
550-5008	COVID-19 FEES	11,196	3,934	25,000	17,528
550-6005	TRAVEL EXPENSES	0	0	4,157	0
*	OPERATIONAL SUPPLIES	12,809	7,697	45,785	110,842
550-7005	PRINTING SERVICES	0	0	8,314	6,400
550-7015	ADVERTISING	0	0	0	0
*	OTHER PURCHASES/SERVICES	0	0	8,314	6,400
550-8220	OPERATING EQUIPMENT	0	0	22,000	22,000
550-8315	COMPUTER EQUIPMENT	0	0	0	0
*	CAPITAL OUTLAY & IMPROVE	0	0	22,000	22,000
**	GRANTS - FEDERAL	99,982	331,318	243,513	176,656
***	PUBLIC HEALTH	2,487,747	2,809,847	2,971,837	2,948,405
****	HEALTH & WELFARE	2,487,747	2,809,847	2,971,837	2,948,405

Health & Welfare

2022-2023 Department Staffing

Division	FTE	Position
Administration	1.00	Community Health Director
	1.00	Community Health Planner/Educator
	2.00	Administrative Assistant
	0.38	Custodian
WIC Services	1.00	WIC Services Coordinator
	1.00	Nutritionist II
	2.00	Nutritionist I
	3.00	WIC Certifier
	3.00	Administrative Assistant
	0.95	Breastfeeding Peer Counselor Coordinator
	0.62	Custodian
Environmental Health	1.00	Assistant Director of Health
	3.00	Environmental Public Health Specialist II
	1.00	Community Health Nurse (RN)
Medical Services	1.00	Medical Services Coordinator
	2.00	Community Health Nurse (RN)
	2.00	Administrative Assistant
Animal Control	3.00	Animal Control Officer
Public Health Preparedness	1.00	Regional Response Planner
	29.95	**Total Full-Time FTE**
Division	**P/T**	**Position**
WIC Services	1.70	Peer Counselor (5 Positions)
	0.90	Interpreter/Translator (2 Positions)
Environmental Health	0.25	Laborer (1 Position)
	2.85	**Total Part-Time FTE**
	32.80	**Total FTE**

Capital Expenditures

Division			
Administration	Replacement Sedan	$	18,500
	Replacement Computer		1,000
Environmental Health	Replacement Tablet (4)		10,000
Animal Control	Replacement 3/4-Ton Cab & Chassis		31,500
Federal Grants	Electronic Medical Records System		22,000
		$	83,000


CITY OF JOPLIN
STATE OF MISSOURI

Parks & Recreation


CITY OF JOPLIN
STATE OF MISSOURI

Parks & Recreation

Fund Balance Projection

	FY 2021 Actuals	FY 2022 Adjusted Budget	FY 2022 Estimated Actuals	FY 2023 Adopted Budget
REVENUES				
Taxes	$ 511,469	$ 510,200	$ 531,684	$ 518,200
Licenses & Permits	-	1,500	1,500	1,500
Service Charges & User Fees	543,532	509,500	549,500	561,500
Other Income & Donations	292,573	48,000	37,993	30,000
Federal Grants	27,476	-	-	-
State Grants	-	-	-	-
Local Grants	-	15,000	15,000	-
TOTAL REVENUES	**$ 1,375,050**	**$ 1,084,200**	**$ 1,135,677**	**$ 1,111,200**
EXPENDITURES				
Administration	$ 272,132	$ 268,389	$ 267,252	$ 286,464
Pools	501,467	477,343	476,999	440,063
Recreation Programs	291,167	315,330	327,940	302,320
Senior Adult Services	67,526	62,670	64,920	67,414
Memorial Hall Operations	129,796	128,588	126,488	87,381
Museum Operations	442,436	265,339	264,341	278,892
Athletic Complex	616,090	724,124	750,720	759,914
Stadium Maintenance	104,567	150,310	139,429	200,264
Parks & Public Grounds	1,047,160	1,027,512	1,018,040	1,100,044
Federal Grants	-	-	-	-
State Grants	-	-	-	-
TOTAL EXPENDITURES	**$ 3,472,341**	**$ 3,419,605**	**$ 3,436,129**	**$ 3,522,756**
EXCESS REVENUES OVER (UNDER) EXPENDITURES	**$ (2,097,291)**	**$ (2,335,405)**	**$ (2,300,452)**	**$ (2,411,556)**
OTHER FINANCING SOURCES (USES)				
Transfers In	$ 2,346,500	$ 2,346,500	$ 2,346,500	$ 2,446,500
Transfers Out	(133,484)	(109,369)	(109,369)	(136,607)
TOTAL OTHER FINANCING SOURCES (USES)	**$ 2,213,016**	**$ 2,237,131**	**$ 2,237,131**	**$ 2,309,893**
NET CHANGE IN FUND BALANCE	**$ 115,725**	**$ (98,274)**	**$ (63,321)**	**$ (101,663)**
FUND BALANCE, BEGINNING OF YEAR	**$ 130,754**	**$ 246,479**	**$ 246,479**	**$ 183,158**
FUND BALANCE, END OF YEAR	**$ 246,479**	**$ 148,205**	**$ 183,158**	**$ 81,495**
FUND BALANCE SUMMARY:				
Reserved Fund Balance	$ -	$ -	$ -	$ -
Unrestricted Fund Balance	246,479	148,205	183,158	81,495
TOTAL FUND BALANCE SUMMARY	**$ 246,479**	**$ 148,205**	**$ 183,158**	**$ 81,495**

ADOPTED BUDGET REVENUES
FOR FISCAL YEAR 2023

ACCOUNT	ACCOUNT DESCRIPTION	FY 2020 ACTUAL REVENUE	FY 2021 ACTUAL REVENUE	FY 2022 ADJ BUDGET REVENUE	FY 2023 ADOPTED REVENUE
FUND 115	PARKS & RECREATION				
400-0101	REAL ESTATE TAXES	354,800	403,390	405,000	405,000
400-0102	PAYMENT IN LIEU OF TAXES	707	745	700	700
400-0103	COMMERCIAL SURTAX	98,121	92,515	90,000	95,000
400-0104	FINANCIAL INST TAX	912	485	500	500
400-0105	RAILROAD & UTILITY TAX	17,143	12,614	12,000	15,000
400-0106	PENALTIES & INTEREST-PROP	2,053	1,720	2,000	2,000
*	TAXES	473,736	511,469	510,200	518,200
410-0309	SPECIAL EVENT PERMIT	0	0	1,500	1,500
*	LICENSES & PERMITS	0	0	1,500	1,500
430-0501	FACILITY RENTAL FEES	22,762	16,710	19,000	27,000
430-0502	SHELTER RENTAL	5,891	15,494	15,000	15,000
430-0602	POOL ADMISSION FEES	71,477	171,794	100,000	170,000
430-0603	RECREATION PROGRAM FEES	67,021	116,004	125,000	135,000
430-0606	TENNIS FEES	9,724	16,751	20,000	5,000
430-0607	BASEBALL FEES	20,978	62,665	75,000	64,500
430-0608	SOCCER FEES	3,635	11,100	15,500	11,500
430-0609	SWIMMING POOL SEASON PASS	6,256	22,512	25,000	22,500
430-0610	SOFTBALL FEES	1,308-	0	7,000	0
430-0611	POOL FACILITY RENTAL FEES	2,100	9,335	8,000	9,000
430-0612	MUSEUM GIFT SHOP SALES	0	7,702	6,500	7,500
430-0613	MUSEUM ADMISSIONS/SHOWS	0	8,423	13,000	8,500
430-0614	MUSEUM FACILITY RENTAL	0	1,163	2,000	1,000
430-0802	CONCESSION INCOME	61,137	83,879	75,000	85,000
430-0803	MERCHANDISE COMMISSIONS	3,581	0	3,500	0
430-1405	ADVERTISING FEES	0	0	0	0
*	SERVICE CHARGES/USER FEES	273,254	543,532	509,500	561,500
450-0103	INVESTMENTS	0	0	0	0
450-0303	PARKS & RECREATION	0	0	0	1,500
450-0306	OTHER DONATIONS	0	0	0	0
450-0312	PARKS-FRIENDS OF THE PARK	7,531	20,258	20,000	10,000
450-0314	MUSEUM	0	257,775	5,000	3,500
450-0315	JOPLIN HISTORICAL SOCIETY	0	0	5,000	0
450-0401	CITY RESALE PROCEEDS	13,920	14,540	5,000	0
450-0404	SALE/TRADE ALLOWANCE	0	0	13,000	15,000
450-0406	SALE OF PROP & EQUIP	10,000	0	0	0
450-0509	ATHLETIC NAMING RIGHTS	0	0	0	0
450-0604	INSURANCE CLAIM SETTLEMNT	4,753	0	0	0
450-0611	OTHER INCOME	0	0	0	0
*	OTHER INCOME/DONATIONS	36,204	292,573	48,000	30,000

ADOPTED BUDGET REVENUES
FOR FISCAL YEAR 2023

ACCOUNT	ACCOUNT DESCRIPTION	FY 2020 ACTUAL REVENUE	FY 2021 ACTUAL REVENUE	FY 2022 ADJ BUDGET REVENUE	FY 2023 ADOPTED REVENUE
FUND 115	PARKS & RECREATION				
460-0201	GENERAL FUND SUBSIDY	2,346,500	2,346,500	2,346,500	2,146,500
460-0206	PARKS/STORMWATER FUND	0	0	0	300,000
*	TRANSFERS/SUBSIDIES	2,346,500	2,346,500	2,346,500	2,446,500
470-0207	FEMA-FEDERAL DISASTER	0	0	0	0
470-0801	LWCF NATIONAL PARKS	0	0	0	0
470-0803	DNR GRANT	0	0	0	0
470-1501	CARES GRANT	26,659	27,476	0	0
*	FEDERAL GRANTS	26,659	27,476	0	0
480-1202	CONSERVATION-TRIM GRANT	0	0	0	0
*	STATE GRANTS	0	0	0	0
490-0229	MUSEUM	0	0	15,000	0
*	LOCAL GRANTS	0	0	15,000	0
**	PARKS & RECREATION	3,156,353	3,721,550	3,430,700	3,557,700

ADOPTED BUDGET EXPENDITURES
FOR FISCAL YEAR 2023

ACCOUNT	ACCOUNT DESCRIPTION	FY 2020 ACTUAL EXPENSES	FY 2021 ACTUAL EXPENSES	FY 2022 ADJ BUDGET EXPENSES	FY 2023 ADOPTED EXPENSES
FUND 115	PARKS & RECREATION				
DEPT 65	PARKS & RECREATION				
DIV 01	ADMINISTRATION				
560-1010	REGULAR-FT	106,595	109,280	127,740	134,739
560-1020	OVERTIME-FT	1,298	120	1,500	1,000
560-1505	HOLIDAY PAY	4,063	4,342	0	0
560-1510	LONGEVITY PAY	3,555	3,910	4,215	4,608
560-1520	VACATION PAY	4,841	5,802	0	0
560-1530	STANDBY PAY	0	0	0	0
560-1535	AUTO ALLOWANCE	230	4,935	4,935	4,935
560-1540	COMPENSATION TIME PAY	1,243	4,903	0	0
560-1565	SICK PAY	2,293	1,535	0	0
560-1570	FLOATING HOLIDAY PAY	914	965	0	0
560-1595	CELL PHONE ALLOWANCE	662	688	688	688
560-1605	HEALTH INSURANCE	24,296	27,134	26,880	29,110
560-1610	WORKER'S COMPENSATION	301	517	541	599
560-1615	FICA EXPENSE	8,916	9,302	8,637	8,666
560-1625	LAGERS RETIREMENT EXPENSE	15,723	17,619	18,497	18,976
560-1635	DEFERRED COMP EXPENSE	1,446	1,504	1,504	1,504
560-1640	LIFE INSURANCE EXPENSE	276	270	273	288
560-1645	DENTAL INSURANCE	1,199	1,241	1,187	1,187
560-1650	DISABILITY INSURANCE-REG	368	284	283	295
560-1755	STAFF HEALTH CLUB REIMB	40	0	0	0
*	PERSONNEL SERVICES	178,259	194,351	196,880	206,595
560-2120	GENERAL OFFICE SUPPLIES	784	0	750	750
560-2130	SMALL OFFICE FURNISHINGS	0	0	0	0
560-3015	TELEPHONE CHARGES	1,741	1,853	1,850	1,750
560-3205	POSTAGE	1	102	25	25
560-5035	PROPERTY TAX SERVICES	18,289	20,957	21,500	21,500
560-6005	TRAVEL EXPENSES	3,591	0	1,000	1,000
560-6010	CONFERENCES & SEMINARS	780	0	800	800
560-6105	DUES & MEMBERSHIPS	1,540	2,040	3,150	3,150
*	OPERATIONAL SUPPLIES	26,726	24,952	29,075	28,975
560-7005	PRINTING SERVICES	0	0	0	0
560-7010	COPY SERVICES	4,304	4,477	4,300	4,600
560-7015	ADVERTISING	0	0	0	0
560-7305	LIABILITY INSURANCE	49,034	36,865	28,134	35,294
560-7513	FRIENDS OF THE PARK PROG	825	11,487	10,000	10,000
*	OTHER PURCHASES/SERVICES	54,163	52,829	42,434	49,894
560-8315	COMPUTER EQUIPMENT	0	0	0	1,000

ADOPTED BUDGET EXPENDITURES
FOR FISCAL YEAR 2023

ACCOUNT	ACCOUNT DESCRIPTION	FY 2020 ACTUAL EXPENSES	FY 2021 ACTUAL EXPENSES	FY 2022 ADJ BUDGET EXPENSES	FY 2023 ADOPTED EXPENSES
FUND 115 PARKS & RECREATION					
DEPT 65 PARKS & RECREATION					
DIV 01 ADMINISTRATION					
*	CAPITAL OUTLAY & IMPROVE	0	0	0	1,000
560-9999	TRANSFER TO GENERAL FUND	136,957	126,919	102,804	130,042
*	OTHER FINANCING USES	136,957	126,919	102,804	130,042
**	ADMINISTRATION	396,105	399,051	371,193	416,506

ADOPTED BUDGET EXPENDITURES
FOR FISCAL YEAR 2023

ACCOUNT	ACCOUNT DESCRIPTION	FY 2020 ACTUAL EXPENSES	FY 2021 ACTUAL EXPENSES	FY 2022 ADJ BUDGET EXPENSES	FY 2023 ADOPTED EXPENSES
FUND 115	PARKS & RECREATION				
DEPT 65	PARKS & RECREATION				
DIV 10	POOLS				
560-1210	REGULAR-SEAS	174,022	238,427	205,000	230,000
560-1220	OVERTIME-SEAS	2,905	3,497	0	0
560-1505	HOLIDAY PAY	0	0	0	0
560-1610	WORKER'S COMPENSATION	5,436	9,473	5,700	9,000
560-1615	FICA EXPENSE	13,535	18,528	15,000	18,000
*	PERSONNEL SERVICES	195,898	269,925	225,700	257,000
560-2010	WEARING APPAREL & ACCESS	7,946	7,999	8,000	8,000
560-2030	MAINTENANCE SUPPLIES	715	984	2,500	2,500
560-2040	HARDWARE SUPPLIES	0	0	0	0
560-2045	PAINT & PAINT SUPPLIES	599	3,118	750	750
560-2050	OPERATIONAL SUPPLIES	13,055	4,868	11,000	7,000
560-2210	RESALE CONCESSION SUPPL	6,974	30,062	41,000	25,000
560-2605	CHEMICAL & LABORATORY SUP	13,730	20,210	19,000	14,000
560-2610	FIRST AID SUPPLIES	224	136	1,300	1,000
560-3005	ELECTRIC CHARGES	31,366	36,989	31,000	37,000
560-3010	GAS CHARGES	407	446	450	525
560-3015	TELEPHONE CHARGES	4,815	3,984	4,100	3,900
560-3020	WATER CHARGES	24,299	65,564	39,000	30,000
560-3035	SANITATION CHARGES	0	3,784	0	2,400
560-4105	PROPERTY REPAIRS & MAINT	4,390	19,996	30,000	5,000
560-5008	COVID-19 FEES	697	0	0	0
560-5055	CONTRACTOR FEES	0	0	0	0
560-5115	TEMPORARY EMPLOYEE SERVIC	0	0	0	0
560-6005	TRAVEL EXPENSES	0	205	500	500
560-6010	CONFERENCES & SEMINARS	390	665	800	700
560-6115	EDUCATIONAL MATERIALS	6,528	6,650	7,000	6,500
*	OPERATIONAL SUPPLIES	116,135	205,660	196,400	144,775
560-7015	ADVERTISING	917	813	1,000	750
560-7030	FEES & PERMITS	0	393	3,500	500
560-7105	CASH OVER & SHORT	0	0	0	0
560-7305	LIABILITY INSURANCE	13,896	10,382	8,793	11,038
*	OTHER PURCHASES/SERVICES	14,813	11,588	13,293	12,288
560-8220	OPERATING EQUIPMENT	1,160	14,294	41,950	26,000
560-8315	COMPUTER EQUIPMENT	0	0	0	0
*	CAPITAL OUTLAY & IMPROVE	1,160	14,294	41,950	26,000
**	POOLS	328,006	501,467	477,343	440,063

ADOPTED BUDGET EXPENDITURES
FOR FISCAL YEAR 2023

ACCOUNT	ACCOUNT DESCRIPTION	FY 2020 ACTUAL EXPENSES	FY 2021 ACTUAL EXPENSES	FY 2022 ADJ BUDGET EXPENSES	FY 2023 ADOPTED EXPENSES
FUND 115	PARKS & RECREATION				
DEPT 65	PARKS & RECREATION				
DIV 11	RECREATION PROGRAMS				
560-1010	REGULAR-FT	56,882	61,065	69,064	61,532
560-1020	OVERTIME-FT	153	59	300	100
560-1110	REGULAR-PT	33,284	31,762	48,000	48,960
560-1120	OVERTIME-PT	0	28	0	0
560-1210	REGULAR-SEAS	2,670	2,590	0	0
560-1220	OVERTIME-SEAS	0	0	0	0
560-1505	HOLIDAY PAY	2,136	2,363	0	0
560-1510	LONGEVITY PAY	144	523	843	321
560-1520	VACATION PAY	1,234	1,894	0	0
560-1540	COMPENSATION TIME PAY	1,465	1,624	0	0
560-1565	SICK PAY	673	1,180	0	0
560-1570	FLOATING HOLIDAY PAY	472	525	0	0
560-1595	CELL PHONE ALLOWANCE	0	0	0	0
560-1605	HEALTH INSURANCE	18,145	19,632	19,687	13,940
560-1610	WORKER'S COMPENSATION	2,930	4,168	5,955	5,628
560-1615	FICA EXPENSE	6,782	7,265	9,906	9,869
560-1625	LAGERS RETIREMENT EXPENSE	7,901	8,938	9,337	8,054
560-1635	DEFERRED COMP EXPENSE	1,446	1,504	1,504	1,504
560-1640	LIFE INSURANCE EXPENSE	147	147	148	132
560-1645	DENTAL INSURANCE	898	901	873	527
560-1650	DISABILITY INSURANCE-REG	196	155	154	136
*	PERSONNEL SERVICES	137,558	146,323	165,771	150,703
560-2025	RECREATIONAL SUPPLIES	38,867	55,736	50,000	60,000
560-2050	OPERATIONAL SUPPLIES	1,195	1,218	2,000	1,500
560-2815	SPEC EVENTS & PROMOTIONS	19,950	22,158	25,000	30,000
560-3015	TELEPHONE CHARGES	448	495	500	500
560-3205	POSTAGE	250	147	250	150
560-5055	CONTRACTOR FEES	7,145	25,847	14,000	14,000
560-5250	OFFICIATING SERVICES	12,613	24,684	28,000	29,500
560-6005	TRAVEL EXPENSES	1,018	1,200	2,000	1,200
560-6010	CONFERENCES & SEMINARS	875	0	900	900
560-6105	DUES & MEMBERSHIPS	0	40	75	50
*	OPERATIONAL SUPPLIES	82,361	131,525	122,725	137,800
560-7005	PRINTING SERVICES	0	0	0	0
560-7015	ADVERTISING	1,235	999	2,800	1,500
560-7105	CASH OVER & SHORT	0	0	0	0
560-7131	MERCHANT CARD SERVICE FEE	9,862	9,024	10,000	10,000
560-7305	LIABILITY INSURANCE	2,715	2,257	1,855	2,317
*	OTHER PURCHASES/SERVICES	13,812	12,280	14,655	13,817

ADOPTED BUDGET EXPENDITURES
FOR FISCAL YEAR 2023

ACCOUNT	ACCOUNT DESCRIPTION	FY 2020 ACTUAL EXPENSES	FY 2021 ACTUAL EXPENSES	FY 2022 ADJ BUDGET EXPENSES	FY 2023 ADOPTED EXPENSES
FUND 115 PARKS & RECREATION					
DEPT 65 PARKS & RECREATION					
DIV 11 RECREATION PROGRAMS					
560-8210	MOTOR VEHICLES	0	0	6,000	0
560-8220	OPERATING EQUIPMENT	0	1,039	5,000	0
560-8315	COMPUTER EQUIPMENT	0	0	1,179	0
*	CAPITAL OUTLAY & IMPROVE	0	1,039	12,179	0
**	RECREATION PROGRAMS	233,731	291,167	315,330	302,320

ADOPTED BUDGET EXPENDITURES
FOR FISCAL YEAR 2023

ACCOUNT	ACCOUNT DESCRIPTION	FY 2020 ACTUAL EXPENSES	FY 2021 ACTUAL EXPENSES	FY 2022 ADJ BUDGET EXPENSES	FY 2023 ADOPTED EXPENSES
FUND 115	PARKS & RECREATION				
DEPT 65	PARKS & RECREATION				
DIV 12	SENIOR ADULT SERVICES				
560-3005	ELECTRIC CHARGES	34,983	37,834	36,500	37,000
560-3010	GAS CHARGES	8,041	9,860	9,500	12,000
560-3020	WATER CHARGES	3,558	3,020	3,000	2,500
560-3030	WASTEWATER CHARGES	2,252	2,016	1,900	1,650
560-3035	SANITATION CHARGES	0	0	0	0
560-4105	PROPERTY REPAIRS & MAINT	1,819	3,260	2,000	2,000
*	OPERATIONAL SUPPLIES	50,653	55,990	52,900	55,150
560-7305	LIABILITY INSURANCE	15,440	11,536	9,770	12,264
*	OTHER PURCHASES/SERVICES	15,440	11,536	9,770	12,264
560-8010	BUILDING IMPROVEMENTS	0	0	0	0
560-8220	OPERATING EQUIPMENT	0	0	0	0
*	CAPITAL OUTLAY & IMPROVE	0	0	0	0
**	SENIOR ADULT SERVICES	66,093	67,526	62,670	67,414

ADOPTED BUDGET EXPENDITURES
FOR FISCAL YEAR 2023

ACCOUNT	ACCOUNT DESCRIPTION	FY 2020 ACTUAL EXPENSES	FY 2021 ACTUAL EXPENSES	FY 2022 ADJ BUDGET EXPENSES	FY 2023 ADOPTED EXPENSES
FUND 115	PARKS & RECREATION				
DEPT 65	PARKS & RECREATION				
DIV 13	MEMORIAL HALL OPERATIONS				
560-1010	REGULAR-FT	23,275	25,914	31,631	0
560-1020	OVERTIME-FT	938	0	0	0
560-1505	HOLIDAY PAY	980	1,088	0	0
560-1510	LONGEVITY PAY	579	630	687	0
560-1520	VACATION PAY	1,639	1,718	0	0
560-1540	COMPENSATION TIME PAY	2,065	650	0	0
560-1565	SICK PAY	2,323	1,878	0	0
560-1570	FLOATING HOLIDAY PAY	220	242	0	0
560-1590	MEMORIAL HALL DETAIL PAY	0	0	0	0
560-1595	CELL PHONE ALLOWANCE	386	401	401	0
560-1605	HEALTH INSURANCE	5,765	5,812	6,310	0
560-1610	WORKER'S COMPENSATION	1,075	1,520	1,603	0
560-1615	FICA EXPENSE	2,411	2,439	2,454	0
560-1620	POLICE & FIRE PENSION EXP	0	0	0	0
560-1625	LAGERS RETIREMENT EXPENSE	4,053	4,198	4,352	0
560-1640	LIFE INSURANCE EXPENSE	68	69	68	0
560-1645	DENTAL INSURANCE	599	249	236	0
560-1650	DISABILITY INSURANCE-REG	91	71	70	0
*	PERSONNEL SERVICES	46,467	46,879	47,812	0
560-2015	JANITORIAL SUPPLIES	4,605	0	0	0
560-2045	PAINT & PAINT SUPPLIES	0	0	0	0
560-2050	OPERATIONAL SUPPLIES	2,810	241	0	0
560-2120	GENERAL OFFICE SUPPLIES	0	0	0	0
560-2210	RESALE CONCESSION SUPPL	4,892	0	0	0
560-3005	ELECTRIC CHARGES	20,851	13,865	17,000	15,000
560-3015	TELEPHONE CHARGES	6,558	5,853	6,000	6,500
560-3020	WATER CHARGES	1,555	1,136	1,200	1,200
560-3030	WASTEWATER CHARGES	1,665	1,612	1,700	1,700
560-3035	SANITATION CHARGES	1,091	720	1,100	500
560-3105	CELLULAR TELEPHONE	0	0	0	0
560-3115	FUEL,OIL,& DIESEL	881	683	0	0
560-4105	PROPERTY REPAIRS & MAINT	1,758	0	4,000	0
560-4120	BUILDING REPAIRS	0	0	0	0
*	OPERATIONAL SUPPLIES	46,666	24,110	31,000	24,900
560-7030	FEES & PERMITS	13	0	0	0
560-7305	LIABILITY INSURANCE	78,556	58,807	49,776	62,481
*	OTHER PURCHASES/SERVICES	78,569	58,807	49,776	62,481
560-8220	OPERATING EQUIPMENT	0	0	0	0

ADOPTED BUDGET EXPENDITURES
FOR FISCAL YEAR 2023

ACCOUNT	ACCOUNT DESCRIPTION	FY 2020 ACTUAL EXPENSES	FY 2021 ACTUAL EXPENSES	FY 2022 ADJ BUDGET EXPENSES	FY 2023 ADOPTED EXPENSES
FUND 115 PARKS & RECREATION					
DEPT 65 PARKS & RECREATION					
DIV 13 MEMORIAL HALL OPERATIONS					
560-8315	COMPUTER EQUIPMENT	0	0	0	0
*	CAPITAL OUTLAY & IMPROVE	0	0	0	0
**	MEMORIAL HALL OPERATIONS	171,702	129,796	128,588	87,381

ADOPTED BUDGET EXPENDITURES
FOR FISCAL YEAR 2023

ACCOUNT	ACCOUNT DESCRIPTION	FY 2020 ACTUAL EXPENSES	FY 2021 ACTUAL EXPENSES	FY 2022 ADJ BUDGET EXPENSES	FY 2023 ADOPTED EXPENSES
FUND 115	PARKS & RECREATION				
DEPT 65	PARKS & RECREATION				
DIV 14	MUSEUM OPERATIONS				
560-1010	REGULAR-FT	1,026	88,385	95,465	99,284
560-1020	OVERTIME-FT	0	233	0	0
560-1110	REGULAR-PT	346	30,371	22,993	24,384
560-1120	OVERTIME-PT	0	146	0	0
560-1505	HOLIDAY PAY	0	3,231	0	0
560-1520	VACATION PAY	0	578	0	0
560-1540	COMPENSATION TIME PAY	0	0	0	0
560-1565	SICK PAY	0	1,305	0	0
560-1570	FLOATING HOLIDAY PAY	0	173	0	0
560-1595	CELL PHONE ALLOWANCE	0	0	0	0
560-1605	HEALTH INSURANCE	442	19,328	13,125	21,047
560-1610	WORKER'S COMPENSATION	38	4,596	4,511	4,713
560-1615	FICA EXPENSE	99	9,274	8,795	9,154
560-1625	LAGERS RETIREMENT EXPENSE	0	6,466	12,697	12,907
560-1635	DEFERRED COMP EXPENSE	36	1,504	1,504	1,504
560-1640	LIFE INSURANCE EXPENSE	5	202	205	213
560-1645	DENTAL INSURANCE	15	608	582	582
560-1650	DISABILITY INSURANCE-REG	7	212	208	217
*	PERSONNEL SERVICES	2,014	166,612	160,085	174,005
560-2050	OPERATIONAL SUPPLIES	25	3,994	4,500	4,500
560-2120	GENERAL OFFICE SUPPLIES	0	265	500	250
560-2130	SMALL OFFICE FURNISHINGS	0	1,820	0	0
560-2815	SPEC EVENTS & PROMOTIONS	0	0	1,500	1,500
560-2835	EQUIPMENT LEASE & RENTAL	0	2,258	1,500	5,700
560-3005	ELECTRIC CHARGES	17,358	19,717	18,000	20,000
560-3010	GAS CHARGES	6,569	6,421	7,800	8,500
560-3015	TELEPHONE CHARGES	448	1,796	1,700	2,000
560-3025	CABLE CHARGES	0	2,536	5,100	0
560-3125	PEST CONTROL	748	828	840	900
560-3205	POSTAGE	0	0	400	0
560-4105	PROPERTY REPAIRS & MAINT	2,367	1,249	2,000	2,000
560-5120	JANITORIAL SERVICES	0	365	0	0
560-5265	MAINTENANCE CONTRACTS/AGR	0	0	0	0
560-6005	TRAVEL EXPENSES	0	1,311	1,200	1,200
560-6105	DUES & MEMBERSHIPS	0	888	750	888
*	OPERATIONAL SUPPLIES	27,515	43,448	45,790	47,438
560-7010	COPY SERVICES	0	101	1,000	500
560-7015	ADVERTISING	0	0	500	500
560-7030	FEES & PERMITS	417	0	300	0
560-7131	MERCHANT CARD SERVICE FEE	0	761	1,000	1,000

ADOPTED BUDGET EXPENDITURES
FOR FISCAL YEAR 2023

ACCOUNT	ACCOUNT DESCRIPTION	FY 2020 ACTUAL EXPENSES	FY 2021 ACTUAL EXPENSES	FY 2022 ADJ BUDGET EXPENSES	FY 2023 ADOPTED EXPENSES
FUND 115	PARKS & RECREATION				
DEPT 65	PARKS & RECREATION				
DIV 14	MUSEUM OPERATIONS				
560-7205	RESALE INVENTORY	0	0	1,000	1,000
560-7305	LIABILITY INSURANCE	0	10,000	7,139	8,449
560-7475	MUSEUM CONTRACT	190,131	0	0	0
560-7517	FRIENDS OF THE MUSEUM	0	0	0	0
*	OTHER PURCHASES/SERVICES	190,548	10,862	10,939	11,449
560-8010	BUILDING IMPROVEMENTS	0	29,320	46,000	46,000
560-8220	OPERATING EQUIPMENT	0	192,194	0	0
560-8315	COMPUTER EQUIPMENT	0	0	2,525	0
*	CAPITAL OUTLAY & IMPROVE	0	221,514	48,525	46,000
**	MUSEUM OPERATIONS	220,077	442,436	265,339	278,892

ADOPTED BUDGET EXPENDITURES
FOR FISCAL YEAR 2023

ACCOUNT	ACCOUNT DESCRIPTION	FY 2020 ACTUAL EXPENSES	FY 2021 ACTUAL EXPENSES	FY 2022 ADJ BUDGET EXPENSES	FY 2023 ADOPTED EXPENSES
FUND 115	PARKS & RECREATION				
DEPT 65	PARKS & RECREATION				
DIV 16	ATHLETIC COMPLEX				
560-1010	REGULAR-FT	198,598	189,088	248,533	244,878
560-1020	OVERTIME-FT	3,260	2,333	3,000	2,300
560-1110	REGULAR-PT	0	0	0	41,497
560-1120	OVERTIME-PT	0	0	0	0
560-1210	REGULAR-SEAS	0	0	0	0
560-1220	OVERTIME-SEAS	0	0	0	0
560-1505	HOLIDAY PAY	7,934	7,504	0	0
560-1510	LONGEVITY PAY	2,528	2,276	3,121	3,431
560-1520	VACATION PAY	11,581	13,068	0	0
560-1530	STANDBY PAY	117	59	0	0
560-1540	COMPENSATION TIME PAY	13,117	4,737	0	0
560-1545	CARE LEAVE PAY	0	0	0	0
560-1565	SICK PAY	9,546	5,664	0	0
560-1570	FLOATING HOLIDAY PAY	1,772	1,656	0	0
560-1595	CELL PHONE ALLOWANCE	123	128	128	128
560-1605	HEALTH INSURANCE	47,087	41,854	51,239	52,344
560-1610	WORKER'S COMPENSATION	7,820	9,827	10,732	11,783
560-1615	FICA EXPENSE	18,403	16,731	18,919	21,142
560-1625	LAGERS RETIREMENT EXPENSE	30,959	29,033	33,886	32,596
560-1630	COMMUTER EXPENSE	0	0	0	0
560-1635	DEFERRED COMP EXPENSE	723	752	752	752
560-1640	LIFE INSURANCE EXPENSE	543	455	531	524
560-1645	DENTAL INSURANCE	1,994	1,868	2,224	1,642
560-1650	DISABILITY INSURANCE-REG	728	447	551	544
560-1755	STAFF HEALTH CLUB REIMB	45	60	0	0
*	PERSONNEL SERVICES	356,878	327,540	373,616	413,561
560-2010	WEARING APPAREL & ACCESS	0	0	0	300
560-2050	OPERATIONAL SUPPLIES	11,132	10,810	12,000	12,000
560-2405	HAND TOOLS	0	691	500	500
560-2415	MACHINERY,TOOLS,IMPLEMENT	227	0	750	1,000
560-2605	CHEMICAL & LABORATORY SUP	9,758	9,090	7,500	9,000
560-2825	SAFETY EQUIPMENT	208	583	500	500
560-2845	LANDSCAPING MATERIALS	10,669	10,257	11,500	10,500
560-3005	ELECTRIC CHARGES	75,356	92,826	84,000	94,500
560-3015	TELEPHONE CHARGES	1,918	2,114	2,150	2,100
560-3020	WATER CHARGES	26,335	21,969	20,000	21,500
560-3025	CABLE CHARGES	217	0	0	0
560-3030	WASTEWATER CHARGES	3,113	3,293	3,300	3,450
560-3035	SANITATION CHARGES	2,728	2,498	2,750	2,700
560-3115	FUEL,OIL,& DIESEL	10,839	17,393	13,000	20,500
560-4105	PROPERTY REPAIRS & MAINT	7,381	20,734	48,816	20,000
560-4210	CENTRAL GARAGE REPAIRS	31,983	31,069	24,000	30,000

ADOPTED BUDGET EXPENDITURES
FOR FISCAL YEAR 2023

ACCOUNT	ACCOUNT DESCRIPTION	FY 2020 ACTUAL EXPENSES	FY 2021 ACTUAL EXPENSES	FY 2022 ADJ BUDGET EXPENSES	FY 2023 ADOPTED EXPENSES
FUND 115	PARKS & RECREATION				
DEPT 65	PARKS & RECREATION				
DIV 16	ATHLETIC COMPLEX				
560-5008	COVID-19 FEES	2,037	3,111	0	0
560-5115	TEMPORARY EMPLOYEE SERVIC	0	0	0	0
560-6005	TRAVEL EXPENSES	114	0	300	300
560-6010	CONFERENCES & SEMINARS	390	0	400	500
*	OPERATIONAL SUPPLIES	194,405	226,438	231,466	229,350
560-7010	COPY SERVICES	1,168	1,220	1,200	1,200
560-7015	ADVERTISING	865	150	1,000	500
560-7030	FEES & PERMITS	234	505	400	250
560-7205	RESALE INVENTORY	27,415	20,915	20,000	25,000
560-7305	LIABILITY INSURANCE	40,847	28,971	25,430	30,553
*	OTHER PURCHASES/SERVICES	70,529	51,761	48,030	57,503
560-8010	BUILDING IMPROVEMENTS	1,789	3,900	5,154	7,500
560-8210	MOTOR VEHICLES	0	0	32,000	0
560-8215	ROLLING STOCK	0	0	16,700	48,000
560-8220	OPERATING EQUIPMENT	75,531	6,451	16,200	0
560-8315	COMPUTER EQUIPMENT	0	0	958	4,000
*	CAPITAL OUTLAY & IMPROVE	77,320	10,351	71,012	59,500
**	ATHLETIC COMPLEX	699,132	616,090	724,124	759,914

ADOPTED BUDGET EXPENDITURES
FOR FISCAL YEAR 2023

ACCOUNT	ACCOUNT DESCRIPTION	FY 2020 ACTUAL EXPENSES	FY 2021 ACTUAL EXPENSES	FY 2022 ADJ BUDGET EXPENSES	FY 2023 ADOPTED EXPENSES
FUND 115	PARKS & RECREATION				
DEPT 65	PARKS & RECREATION				
DIV 30	STADIUM MAINTENANCE				
560-1010	REGULAR-FT	14,559	14,447	16,439	12,539
560-1110	REGULAR-PT	0	0	13,326	13,524
560-1120	OVERTIME-PT	0	0	0	0
560-1210	REGULAR-SEAS	0	0	10,000	10,200
560-1220	OVERTIME-SEAS	0	0	0	0
560-1505	HOLIDAY PAY	507	560	0	0
560-1510	LONGEVITY PAY	315	325	329	376
560-1520	VACATION PAY	794	871	0	0
560-1540	COMPENSATION TIME PAY	400	227	0	0
560-1565	SICK PAY	560	124	0	0
560-1570	FLOATING HOLIDAY PAY	114	124	0	0
560-1595	CELL PHONE ALLOWANCE	62	64	64	64
560-1605	HEALTH INSURANCE	1,914	1,520	1,578	3,553
560-1610	WORKER'S COMPENSATION	579	784	987	800
560-1615	FICA EXPENSE	1,327	1,291	3,143	2,850
560-1625	LAGERS RETIREMENT EXPENSE	2,165	2,162	2,239	1,687
560-1635	DEFERRED COMP EXPENSE	362	376	376	376
560-1640	LIFE INSURANCE EXPENSE	39	35	35	27
560-1645	DENTAL INSURANCE	77	59	59	145
560-1650	DISABILITY INSURANCE-REG	52	36	36	28
560-1755	STAFF HEALTH CLUB REIMB	22	30	0	0
*	PERSONNEL SERVICES	23,848	23,035	48,611	46,169
560-2040	HARDWARE SUPPLIES	440	182	1,000	500
560-2050	OPERATIONAL SUPPLIES	1,186	1,517	1,700	1,500
560-2210	RESALE CONCESSION SUPPL	2,583	0	0	0
560-2845	LANDSCAPING MATERIALS	415	2,783	1,500	2,500
560-2855	FACILITY RENT ALLOCATION	0	0	0	0
560-3005	ELECTRIC CHARGES	46,795	30,210	41,500	39,500
560-3010	GAS CHARGES	1,706	1,893	2,400	2,500
560-3015	TELEPHONE CHARGES	1,343	1,484	1,500	1,500
560-3020	WATER CHARGES	6,390	5,774	6,500	5,500
560-3030	WASTEWATER CHARGES	1,856	946	975	1,100
560-3035	SANITATION CHARGES	3,622	3,650	3,650	1,250
560-4105	PROPERTY REPAIRS & MAINT	3,369	5,293	15,000	10,500
560-4210	CENTRAL GARAGE REPAIRS	85	154	100	200
560-5055	CONTRACTOR FEES	0	2,415	2,450	2,450
560-5265	MAINTENANCE CONTRACTS/AGR	0	212	500	250
*	OPERATIONAL SUPPLIES	69,790	56,513	78,775	69,250
560-7030	FEES & PERMITS	2,659	195	2,550	2,700
560-7205	RESALE INVENTORY	1,029	0	0	0

ADOPTED BUDGET EXPENDITURES
FOR FISCAL YEAR 2023

ACCOUNT	ACCOUNT DESCRIPTION	FY 2020 ACTUAL EXPENSES	FY 2021 ACTUAL EXPENSES	FY 2022 ADJ BUDGET EXPENSES	FY 2023 ADOPTED EXPENSES
FUND 115	PARKS & RECREATION				
DEPT 65	PARKS & RECREATION				
DIV 30	STADIUM MAINTENANCE				
560-7305	LIABILITY INSURANCE	21,580	14,324	12,074	15,145
*	OTHER PURCHASES/SERVICES	25,268	14,519	14,624	17,845
560-8010	BUILDING IMPROVEMENTS	9,848	10,500	8,300	12,000
560-8105	LAND ACQUISITIONS	0	0	0	0
560-8220	OPERATING EQUIPMENT	0	0	0	55,000
560-8315	COMPUTER EQUIPMENT	0	0	0	0
*	CAPITAL OUTLAY & IMPROVE	9,848	10,500	8,300	67,000
**	STADIUM MAINTENANCE	128,754	104,567	150,310	200,264

ADOPTED BUDGET EXPENDITURES
FOR FISCAL YEAR 2023

ACCOUNT	ACCOUNT DESCRIPTION	FY 2020 ACTUAL EXPENSES	FY 2021 ACTUAL EXPENSES	FY 2022 ADJ BUDGET EXPENSES	FY 2023 ADOPTED EXPENSES
FUND 115	PARKS & RECREATION				
DEPT 65	PARKS & RECREATION				
DIV 32	PARKS & PUBLIC GROUNDS				
560-1010	REGULAR-FT	255,533	285,634	335,342	380,350
560-1020	OVERTIME-FT	6,431	5,767	7,000	5,000
560-1110	REGULAR-PT	0	0	95,000	96,900
560-1120	OVERTIME-PT	0	0	0	0
560-1210	REGULAR-SEAS	79,939	95,699	0	0
560-1220	OVERTIME-SEAS	371	92	0	0
560-1505	HOLIDAY PAY	11,004	11,503	0	0
560-1510	LONGEVITY PAY	6,314	7,627	8,439	9,472
560-1520	VACATION PAY	13,997	18,911	0	0
560-1530	STANDBY PAY	0	421	500	500
560-1540	COMPENSATION TIME PAY	11,052	4,333	0	0
560-1565	SICK PAY	6,941	7,998	0	0
560-1570	FLOATING HOLIDAY PAY	2,447	1,899	0	0
560-1575	CITIZENSHIP LEAVE PAY	304	0	0	0
560-1595	CELL PHONE ALLOWANCE	1,203	1,252	1,252	1,252
560-1605	HEALTH INSURANCE	79,582	83,676	87,206	93,892
560-1610	WORKER'S COMPENSATION	14,293	21,621	18,116	23,802
560-1615	FICA EXPENSE	28,625	31,982	30,722	34,616
560-1625	LAGERS RETIREMENT EXPENSE	41,537	46,501	46,887	51,554
560-1630	COMMUTER EXPENSE	0	0	0	0
560-1635	DEFERRED COMP EXPENSE	1,446	1,504	1,504	1,504
560-1640	LIFE INSURANCE EXPENSE	711	707	719	814
560-1645	DENTAL INSURANCE	2,999	3,259	3,215	3,623
560-1650	DISABILITY INSURANCE-REG	954	737	750	846
560-1755	STAFF HEALTH CLUB REIMB	60	0	0	0
*	PERSONNEL SERVICES	565,743	631,123	636,652	704,125
560-2010	WEARING APPAREL & ACCESS	525	885	600	800
560-2015	JANITORIAL SUPPLIES	6,405	11,363	6,500	11,000
560-2030	MAINTENANCE SUPPLIES	20,715	19,436	21,000	20,000
560-2040	HARDWARE SUPPLIES	2,527	2,320	3,000	2,500
560-2045	PAINT & PAINT SUPPLIES	1,371	1,664	2,000	1,500
560-2050	OPERATIONAL SUPPLIES	8,256	16,648	10,000	10,000
560-2405	HAND TOOLS	321	0	1,000	1,000
560-2425	LAWN EQUIPMENT	993	995	1,000	1,000
560-2605	CHEMICAL & LABORATORY SUP	1,347	4,997	2,500	2,500
560-2610	FIRST AID SUPPLIES	1,245	1,130	1,500	1,000
560-2825	SAFETY EQUIPMENT	1,432	2,279	2,500	2,000
560-2835	EQUIPMENT LEASE & RENTAL	56	193	500	500
560-2845	LANDSCAPING MATERIALS	12,838	8,204	10,000	10,000
560-3005	ELECTRIC CHARGES	97,789	85,669	91,000	87,500
560-3010	GAS CHARGES	2,474	2,508	3,100	3,500
560-3015	TELEPHONE CHARGES	531	495	0	500

ADOPTED BUDGET EXPENDITURES
FOR FISCAL YEAR 2023

ACCOUNT	ACCOUNT DESCRIPTION	FY 2020 ACTUAL EXPENSES	FY 2021 ACTUAL EXPENSES	FY 2022 ADJ BUDGET EXPENSES	FY 2023 ADOPTED EXPENSES
FUND 115	PARKS & RECREATION				
DEPT 65	PARKS & RECREATION				
DIV 32	PARKS & PUBLIC GROUNDS				
560-3020	WATER CHARGES	14,656	25,835	16,000	28,500
560-3030	WASTEWATER CHARGES	14,424	16,272	13,500	14,500
560-3035	SANITATION CHARGES	18,393	15,562	18,500	3,500
560-3105	CELLULAR TELEPHONE	625	673	1,000	0
560-3115	FUEL,OIL,& DIESEL	13,598	20,671	20,000	20,500
560-3210	FREIGHT & DELIVERY	0	0	0	0
560-4105	PROPERTY REPAIRS & MAINT	11,173	21,742	15,000	25,000
560-4125	GENERAL EQUIPMENT REPAIRS	5,058	3,750	4,750	4,000
560-4210	CENTRAL GARAGE REPAIRS	42,186	41,137	30,000	40,000
560-4220	VEHICLE CLEANING	250	310	200	200
560-5008	COVID-19 FEES	2,706	0	0	0
560-5055	CONTRACTOR FEES	0	0	0	0
560-5090	FEMA CLEANUP FEES	0	0	0	0
560-5115	TEMPORARY EMPLOYEE SERVIC	5,777	0	0	0
560-6005	TRAVEL EXPENSES	748	0	800	800
560-6010	CONFERENCES & SEMINARS	649	0	900	1,000
560-6105	DUES & MEMBERSHIPS	164	395	400	400
*	OPERATIONAL SUPPLIES	289,232	305,133	277,250	293,700
560-7030	FEES & PERMITS	0	0	0	0
560-7305	LIABILITY INSURANCE	42,668	30,257	25,510	30,319
*	OTHER PURCHASES/SERVICES	42,668	30,257	25,510	30,319
560-8010	BUILDING IMPROVEMENTS	3,600	7,421	2,100	0
560-8210	MOTOR VEHICLES	81,116	73,226	26,000	71,900
560-8215	ROLLING STOCK	0	0	55,000	0
560-8220	OPERATING EQUIPMENT	26,145	0	1,500	0
560-8315	COMPUTER EQUIPMENT	0	0	0	0
560-8505	PARK IMPROVEMENTS	0	0	3,500	0
*	CAPITAL OUTLAY & IMPROVE	110,861	80,647	88,100	71,900
560-9997	EMERG COMMUNICATION SERV	6,565	6,565	6,565	6,565
*	OTHER FINANCING USES	6,565	6,565	6,565	6,565
**	PARKS & PUBLIC GROUNDS	1,015,069	1,053,725	1,034,077	1,106,609
***	PARKS & RECREATION	3,258,669	3,605,825	3,528,974	3,659,363
****	PARKS & RECREATION	3,258,669	3,605,825	3,528,974	3,659,363

Parks & Recreation

2022-2023 Department Staffing

Division	FTE	Position
Administration	1.00	Parks & Recreation Director
	1.00	Accounting Specialist
	0.10	Custodian
Recreation Programs	1.00	Recreation Manager
	0.50	Recreation Leader
Museum Complex	1.00	Museum Curator
	1.00	Administrative Assistant
Athletic Complex	0.50	Athletic Facilities Superintendent
	0.50	Parks Facilities Maintenance Technician
	2.00	Parks Caretaker
	0.50	Recreation Leader
	2.00	Recreation Coordinator
	1.00	Laborer II
	1.00	Laborer I
Facility Maintenance	0.25	Athletic Facilities Superintendent
Parks & Public Grounds	1.00	Parks Maintenance Superintendent
	0.50	Parks Facilities Maintenance Technician
	1.00	Lead Parks Caretaker
	4.00	Parks Caretaker
	1.00	Laborer II
	3.00	Laborer I
	23.85	**Total Full-Time FTE**

Division	P/T	Position
Pools	0.35	Aquatic Supervisor (1 Position)
	1.05	Pool Operator (3 Positions)
	0.60	Pool Operator (3 Positions)
	8.40	Lifeguard (24 Positions)
Recreation Programs	2.80	Recreation Instructor (7 Positions)
	0.30	Athletics Coordinator (1 Position)
Museum Complex	1.00	Museum Assistant (2 Positions)
Athletic Complex	0.90	Laborer (2 Positions)
	0.40	Concession Supervisor (1 Position)
	0.40	Cashier (1 Position)
Facility Maintenance	0.25	Laborer (1 Position)
	0.35	Laborer (1 Position)
	0.50	Cashier - Seasonal (1 Position)
Parks & Public Grounds	3.20	Laborer (8 Positions)
	20.50	**Total Part-Time FTE**
	44.35	**Total FTE**

Parks & Recreation

Capital Expenditures

Division		
Administration	Replacement Computer	$ 1,000
Pools	Replacement Chemical Controller (2) - Schifferdecker	18,000
	Replacement Chemical Pump (2) - Schifferdecker	4,000
	Repair Open Flume Speed Slide - Schifferdecker	4,000
Museum Operations	Replacement Roof - Phase 3 of 3	46,000
Athletic Complex	Replace HVAC System	7,500
	Replacement Field Groomer	28,000
	Replacement Zero-Turn Mower	20,000
	Audio Visual System - Conference Room	3,000
	Replacement Computer	1,000
Stadium Maintenance	Replacement Clubhouse Floor - Joe Becker	12,000
	Replacement Sports Field Mower	55,000
Parks & Public Grounds	Replacement 3/4-Ton Trash Truck (Transfer from Animal Control)	8,500
	Replacement Truck Mounted Dumpster with Lift	29,400
	Replacement 1/2-Ton Regular Cab 4x4 Truck	27,500
	Transfer Dump Truck from Street Department	6,500
		$ 271,400


CITY OF JOPLIN
STATE OF MISSOURI

Solid Waste Management


CITY OF JOPLIN
STATE OF MISSOURI

Solid Waste Management

Fund Balance Projection

	FY 2021 Actuals	FY 2022 Adjusted Budget	FY 2022 Estimated Actuals	FY 2023 Adopted Budget
REVENUES				
Taxes	$ 511,468	$ 510,200	$ 531,684	$ 518,200
Service Charges & User Fees	2,704,508	2,725,000	2,715,000	2,715,000
Charges & Assessments	23,355	40,000	30,000	30,000
Other Income & Donations	-	-	-	-
Federal Grants	6,927	-	-	-
State Grants	60,112	40,195	44,480	81,780
TOTAL REVENUES	**$ 3,306,370**	**$ 3,315,395**	**$ 3,321,164**	**$ 3,344,980**
EXPENDITURES				
Billing & Collection	$ 52,452	$ 53,216	$ 53,216	$ 52,911
Planning & Management Administration	149,812	304,366	309,799	330,776
Special Programs	127,253	178,513	148,456	143,000
Trash Services	2,589,644	2,610,000	2,600,000	2,600,000
State Grants	75,699	43,550	44,480	84,446
TOTAL EXPENDITURES	**$ 2,994,860**	**$ 3,189,645**	**$ 3,155,951**	**$ 3,211,133**
EXCESS REVENUES OVER (UNDER) EXPENDITURES	**$ 311,510**	**$ 125,750**	**$ 165,213**	**$ 133,847**
OTHER FINANCING SOURCES (USES)				
Transfers In	$ -	$ -	$ -	$ -
Transfers Out	(52,732)	(52,329)	(52,329)	(57,803)
TOTAL OTHER FINANCING SOURCES (USES)	**$ (52,732)**	**$ (52,329)**	**$ (52,329)**	**$ (57,803)**
NET CHANGE IN FUND BALANCE	**$ 258,778**	**$ 73,421**	**$ 112,884**	**$ 76,044**
FUND BALANCE, BEGINNING OF YEAR	**$ 1,506,021**	**$ 1,764,799**	**$ 1,764,799**	**$ 1,877,683**
FUND BALANCE, END OF YEAR	**$ 1,764,799**	**$ 1,838,220**	**$ 1,877,683**	**$ 1,953,727**
FUND BALANCE SUMMARY:				
Reserved for Landfill	$ -	$ -	$ -	$ -
Unrestricted Fund Balance	1,764,799	1,838,220	1,877,683	1,953,727
TOTAL FUND BALANCE SUMMARY	**$ 1,764,799**	**$ 1,838,220**	**$ 1,877,683**	**$ 1,953,727**

ADOPTED BUDGET REVENUES
FOR FISCAL YEAR 2023

ACCOUNT	ACCOUNT DESCRIPTION	FY 2020 ACTUAL REVENUE	FY 2021 ACTUAL REVENUE	FY 2022 ADJ BUDGET REVENUE	FY 2023 ADOPTED REVENUE
FUND 120	SOLID WASTE MANAGEMENT				
400-0101	REAL ESTATE TAXES	354,800	403,390	405,000	405,000
400-0102	PAYMENT IN LIEU OF TAXES	707	745	700	700
400-0103	COMMERCIAL SURTAX	98,121	92,515	90,000	95,000
400-0104	FINANCIAL INST TAX	912	485	500	500
400-0105	RAILROAD & UTILITY TAX	17,143	12,614	12,000	15,000
400-0106	PENALTIES & INTEREST-PROP	2,053	1,719	2,000	2,000
*	TAXES	473,736	511,468	510,200	518,200
430-1601	TRASH SERVICE FEES	2,490,305	2,589,644	2,610,000	2,600,000
430-1602	TRASH MGMT ADMINISTRATION	115,968	114,864	115,000	115,000
*	SERVICE CHARGES/USER FEES	2,606,273	2,704,508	2,725,000	2,715,000
440-0910	RECYLCING CTR COLLECTIONS	13,354	23,355	40,000	30,000
*	CHARGES & ASSESSMENTS	13,354	23,355	40,000	30,000
450-0103	INVESTMENTS	0	0	0	0
450-0204	GAIN/LOSS ON INVESTMENTS	0	0	0	0
450-0306	OTHER DONATIONS	0	0	0	0
450-0401	CITY RESALE PROCEEDS	0	0	0	0
450-0611	OTHER INCOME	0	0	0	0
*	OTHER INCOME/DONATIONS	0	0	0	0
470-0207	FEMA-FEDERAL DISASTER	0	0	0	0
470-1501	CARES GRANT	686	6,927	0	0
*	FEDERAL GRANTS	686	6,927	0	0
480-1002	REGION M SOLID WASTE GRT	63,720	60,112	40,195	81,780
*	STATE GRANTS	63,720	60,112	40,195	81,780
**	SOLID WASTE MANAGEMENT	3,157,769	3,306,370	3,315,395	3,344,980

ADOPTED BUDGET EXPENDITURES
FOR FISCAL YEAR 2023

ACCOUNT	ACCOUNT DESCRIPTION	FY 2020 ACTUAL EXPENSES	FY 2021 ACTUAL EXPENSES	FY 2022 ADJ BUDGET EXPENSES	FY 2023 ADOPTED EXPENSES
FUND 120	SOLID WASTE MANAGEMENT				
DEPT 20	FINANCE				
DIV 02	BILLING & COLLECTION				
540-1010	REGULAR-FT	27,765	30,973	35,199	33,947
540-1020	OVERTIME-FT	0	0	0	0
540-1505	HOLIDAY PAY	1,088	1,196	0	0
540-1510	LONGEVITY PAY	0	0	0	0
540-1520	VACATION PAY	830	1,223	0	0
540-1540	COMPENSATION TIME PAY	1,648	12	0	0
540-1565	SICK PAY	198	945	0	0
540-1570	FLOATING HOLIDAY PAY	244	266	0	0
540-1605	HEALTH INSURANCE	5,765	6,064	6,310	6,834
540-1610	WORKER'S COMPENSATION	51	90	95	88
540-1615	FICA EXPENSE	2,418	2,636	2,679	2,571
540-1625	LAGERS RETIREMENT EXPENSE	3,975	4,469	4,681	4,413
540-1640	LIFE INSURANCE EXPENSE	75	75	75	72
540-1645	DENTAL INSURANCE	243	178	0	582
540-1650	DISABILITY INSURANCE-REG	100	78	78	74
540-1755	STAFF HEALTH CLUB REIMB	0	0	0	0
*	PERSONNEL SERVICES	44,400	48,205	49,117	48,581
540-2855	FACILITY RENT ALLOCATION	3,072	3,072	3,072	3,072
540-3015	TELEPHONE CHARGES	86	46	100	100
*	OPERATIONAL SUPPLIES	3,158	3,118	3,172	3,172
540-7305	LIABILITY INSURANCE	1,358	1,129	927	1,158
*	OTHER PURCHASES/SERVICES	1,358	1,129	927	1,158
540-8315	COMPUTER EQUIPMENT	0	0	0	0
*	CAPITAL OUTLAY & IMPROVE	0	0	0	0
**	BILLING & COLLECTION	48,916	52,452	53,216	52,911
***	FINANCE	48,916	52,452	53,216	52,911

ADOPTED BUDGET EXPENDITURES
FOR FISCAL YEAR 2023

ACCOUNT	ACCOUNT DESCRIPTION	FY 2020 ACTUAL EXPENSES	FY 2021 ACTUAL EXPENSES	FY 2022 ADJ BUDGET EXPENSES	FY 2023 ADOPTED EXPENSES
FUND 120	SOLID WASTE MANAGEMENT				
DEPT 45	PUBLIC WORKS				
DIV 10	PLANNING & MGMT ADMINISTR				
540-1010	REGULAR-FT	64,481	49,369	85,178	59,941
540-1020	OVERTIME-FT	258	208	300	300
540-1110	REGULAR-PT	0	0	0	0
540-1505	HOLIDAY PAY	2,725	1,533	0	0
540-1510	LONGEVITY PAY	779	420	455	322
540-1520	VACATION PAY	5,377	2,738	0	0
540-1535	AUTO ALLOWANCE	347	361	361	361
540-1540	COMPENSATION TIME PAY	2,264	1,321	0	0
540-1565	SICK PAY	1,432	1,483	0	0
540-1570	FLOATING HOLIDAY PAY	775	436	0	0
540-1595	CELL PHONE ALLOWANCE	239	402	751	751
540-1605	HEALTH INSURANCE	14,354	13,670	20,697	15,580
540-1610	WORKER'S COMPENSATION	2,123	2,195	4,385	2,341
540-1615	FICA EXPENSE	5,432	4,126	6,111	4,229
540-1625	LAGERS RETIREMENT EXPENSE	8,294	7,488	11,577	8,018
540-1635	DEFERRED COMP EXPENSE	545	559	1,801	1,805
540-1640	LIFE INSURANCE EXPENSE	138	122	183	128
540-1645	DENTAL INSURANCE	423	595	865	629
540-1650	DISABILITY INSURANCE-REG	190	128	189	133
540-1755	STAFF HEALTH CLUB REIMB	0	12	0	0
*	PERSONNEL SERVICES	110,176	87,166	132,853	94,538
540-2050	OPERATIONAL SUPPLIES	16,919	25,625	18,000	15,000
540-2108	COMPUTER PERIPHERALS	124	600	0	200
540-2120	GENERAL OFFICE SUPPLIES	372	285	500	300
540-2205	FOOD & BEVERAGE SUPPLIES	20	0	200	200
540-2415	MACHINERY,TOOLS,IMPLEMENT	0	0	150	0
540-2805	PROMOTIONAL MATERIALS	512	0	500	500
540-2815	SPEC EVENTS & PROMOTIONS	0	0	10,000	10,000
540-2825	SAFETY EQUIPMENT	434	360	500	500
540-2835	EQUIPMENT LEASE & RENTAL	0	0	500	500
540-3005	ELECTRIC CHARGES	1,171	1,413	1,400	1,700
540-3015	TELEPHONE CHARGES	554	549	600	550
540-3035	SANITATION CHARGES	1,803	1,855	1,000	3,500
540-3115	FUEL,OIL,& DIESEL	1,233	699	700	1,000
540-3205	POSTAGE	121	33	2,500	2,500
540-3210	FREIGHT & DELIVERY	45	0	100	0
540-4125	GENERAL EQUIPMENT REPAIRS	3,016	662	1,500	1,500
540-4210	CENTRAL GARAGE REPAIRS	2,001	4,006	4,000	4,000
540-5010	CONSULTING FEES	0	0	96,450	0
540-5035	PROPERTY TAX SERVICES	18,289	20,957	21,500	21,500
540-5055	CONTRACTOR FEES	0	0	0	0
540-5115	TEMPORARY EMPLOYEE SERVIC	3,157	0	0	0

ADOPTED BUDGET EXPENDITURES
FOR FISCAL YEAR 2023

ACCOUNT	ACCOUNT DESCRIPTION	FY 2020 ACTUAL EXPENSES	FY 2021 ACTUAL EXPENSES	FY 2022 ADJ BUDGET EXPENSES	FY 2023 ADOPTED EXPENSES
FUND 120	SOLID WASTE MANAGEMENT				
DEPT 45	PUBLIC WORKS				
DIV 10	PLANNING & MGMT ADMINISTR				
540-6005	TRAVEL EXPENSES	0	0	500	500
540-6010	CONFERENCES & SEMINARS	240	0	400	400
540-6105	DUES & MEMBERSHIPS	0	0	175	1,650
*	OPERATIONAL SUPPLIES	50,011	57,044	161,175	66,000
540-7005	PRINTING SERVICES	95	0	2,000	2,000
540-7015	ADVERTISING	2,467	0	2,500	2,500
540-7020	LEGAL NOTICES	113	402	500	500
540-7030	FEES & PERMITS	0	0	0	0
540-7305	LIABILITY INSURANCE	6,928	5,200	4,338	5,238
540-7412	YARD COMPOSTING	0	0	1,000	0
*	OTHER PURCHASES/SERVICES	9,603	5,602	10,338	10,238
540-8105	LAND ACQUISITIONS	0	0	0	0
540-8220	OPERATING EQUIPMENT	7,323	0	0	160,000
540-8315	COMPUTER EQUIPMENT	802	0	0	0
*	CAPITAL OUTLAY & IMPROVE	8,125	0	0	160,000
540-9999	TRANSFER TO GENERAL FUND	46,652	52,732	52,329	57,803
*	OTHER FINANCING USES	46,652	52,732	52,329	57,803
**	PLANNING & MGMT ADMINISTR	224,567	202,544	356,695	388,579

ADOPTED BUDGET EXPENDITURES
FOR FISCAL YEAR 2023

ACCOUNT	ACCOUNT DESCRIPTION	FY 2020 ACTUAL EXPENSES	FY 2021 ACTUAL EXPENSES	FY 2022 ADJ BUDGET EXPENSES	FY 2023 ADOPTED EXPENSES
FUND 120	SOLID WASTE MANAGEMENT				
DEPT 45	PUBLIC WORKS				
DIV 11	SPECIAL PROGRAMS				
540-2050	OPERATIONAL SUPPLIES	0	0	0	0
540-3115	FUEL,OIL,& DIESEL	1,795	1,304	2,500	3,000
540-4210	CENTRAL GARAGE REPAIRS	31,841	10,405	30,000	10,000
*	OPERATIONAL SUPPLIES	33,636	11,709	32,500	13,000
540-7405	CITY WIDE CLEANUP PROGRAM	24,589	42,485	47,500	50,000
540-7410	LEAF PICKUP PROGRAM	64,798	63,409	93,000	80,000
*	OTHER PURCHASES/SERVICES	89,387	105,894	140,500	130,000
540-8220	OPERATING EQUIPMENT	0	9,650	5,513	0
*	CAPITAL OUTLAY & IMPROVE	0	9,650	5,513	0
**	SPECIAL PROGRAMS	123,023	127,253	178,513	143,000

ADOPTED BUDGET EXPENDITURES
FOR FISCAL YEAR 2023

ACCOUNT	ACCOUNT DESCRIPTION	FY 2020 ACTUAL EXPENSES	FY 2021 ACTUAL EXPENSES	FY 2022 ADJ BUDGET EXPENSES	FY 2023 ADOPTED EXPENSES
FUND 120 SOLID WASTE MANAGEMENT					
DEPT 45 PUBLIC WORKS					
DIV 15 TRASH SERVICES					
540-5030	WW/TRASH ADMINISTRATION	2,490,305	2,589,644	2,610,000	2,600,000
*	OPERATIONAL SUPPLIES	2,490,305	2,589,644	2,610,000	2,600,000
**	TRASH SERVICES	2,490,305	2,589,644	2,610,000	2,600,000

ADOPTED BUDGET EXPENDITURES
FOR FISCAL YEAR 2023

ACCOUNT	ACCOUNT DESCRIPTION	FY 2020 ACTUAL EXPENSES	FY 2021 ACTUAL EXPENSES	FY 2022 ADJ BUDGET EXPENSES	FY 2023 ADOPTED EXPENSES
FUND 120	SOLID WASTE MANAGEMENT				
DEPT 45	PUBLIC WORKS				
DIV 91	GRANTS - STATE				
540-1010	REGULAR-FT	27,150	46,418	35,829	53,857
540-1020	OVERTIME-FT	114	199	100	500
540-1110	REGULAR-PT	0	0	0	0
540-1505	HOLIDAY PAY	899	2,240	0	0
540-1510	LONGEVITY PAY	0	33	0	301
540-1520	VACATION PAY	1,236	1,338	0	0
540-1530	STANDBY PAY	0	0	0	0
540-1540	COMPENSATION TIME PAY	713	486	0	0
540-1565	SICK PAY	1,386	2,708	0	0
540-1570	FLOATING HOLIDAY PAY	371	402	0	0
540-1605	HEALTH INSURANCE	4,147	6,064	0	13,668
540-1610	WORKER'S COMPENSATION	2,292	4,231	2,076	4,138
540-1615	FICA EXPENSE	2,819	4,125	1,984	4,168
540-1625	LAGERS RETIREMENT EXPENSE	3,377	6,983	3,448	7,106
540-1640	LIFE INSURANCE EXPENSE	283	115	55	115
540-1645	DENTAL INSURANCE	140	237	0	472
540-1650	DISABILITY INSURANCE-REG	130	120	58	121
540-1725	EMPLOYEE PHYSICALS	0	0	0	0
540-1730	EMPLOYEE DRUG TESTING	0	0	0	0
*	PERSONNEL SERVICES	45,057	75,699	43,550	84,446
540-2815	SPEC EVENTS & PROMOTIONS	6,942	0	0	0
540-3205	POSTAGE	0	0	0	0
*	OPERATIONAL SUPPLIES	6,942	0	0	0
540-7005	PRINTING SERVICES	0	0	0	0
540-7015	ADVERTISING	0	0	0	0
*	OTHER PURCHASES/SERVICES	0	0	0	0
540-8220	OPERATING EQUIPMENT	0	0	0	0
*	CAPITAL OUTLAY & IMPROVE	0	0	0	0
**	GRANTS - STATE	51,999	75,699	43,550	84,446
***	PUBLIC WORKS	2,889,894	2,995,140	3,188,758	3,216,025
****	SOLID WASTE MANAGEMENT	2,938,810	3,047,592	3,241,974	3,268,936

Solid Waste Management

2022-2023 Department Staffing

Division	FTE	Position
Administration	1.00	Recycling Coordinator
	0.20	Assistant Director of Public Works/Operations
Billing & Collection	1.00	Accounting Specialist
Grants - State	2.00	Laborer I
	4.20	**Total Full-Time FTE**

Capital Expenditures

Division		
Planning & Management Administration	Replacement Leaf Vacuum (2)	$ 160,000
		$ 160,000


CITY OF JOPLIN
STATE OF MISSOURI

Parks & Stormwater Sales Tax


CITY OF JOPLIN
STATE OF MISSOURI
ADOPTED 1917

Parks & Stormwater Sales Tax

Fund Balance Projection

	FY 2021 Actuals	FY 2022 Adjusted Budget	FY 2022 Estimated Actuals	FY 2023 Adopted Budget
REVENUES				
Taxes	$ 4,306,147	$ 3,857,000	$ 4,487,500	$ 4,600,500
Charges & Assessments	-	-	-	-
Other Income & Donations	-	-	-	-
Federal Grants	151,175	-	-	-
Local Grants	-	-	-	-
TOTAL REVENUES	**$ 4,457,322**	**$ 3,857,000**	**$ 4,487,500**	**$ 4,600,500**
EXPENDITURES				
Stormwater Projects	$ 2,175,577	$ 4,188,026	$ 3,098,320	$ 2,706,858
Parks Projects	499,306	1,829,571	556,672	8,220,358
TOTAL EXPENDITURES	**$ 2,674,883**	**$ 6,017,597**	**$ 3,654,992**	**$ 10,927,216**
EXCESS REVENUES OVER (UNDER) EXPENDITURES	**$ 1,782,439**	**$ (2,160,597)**	**$ 832,508**	**$ (6,326,716)**
OTHER FINANCING SOURCES (USES)				
Transfers In	$ -	$ -	$ -	$ -
Transfers Out	(332,464)	(324,164)	(364,664)	(613,264)
TOTAL OTHER FINANCING SOURCES (USES)	**$ (332,464)**	**$ (324,164)**	**$ (364,664)**	**$ (613,264)**
NET CHANGE IN FUND BALANCE	**$ 1,449,975**	**$ (2,484,761)**	**$ 467,844**	**$ (6,939,980)**
FUND BALANCE, BEGINNING OF YEAR	**$ 5,629,925**	**$ 7,079,900**	**$ 7,079,900**	**$ 7,547,744**
FUND BALANCE, END OF YEAR	**$ 7,079,900**	**$ 4,595,139**	**$ 7,547,744**	**$ 607,764**
FUND BALANCE SUMMARY:				
Reserved Fund Balance	$ -	$ -	$ -	$ -
Unrestricted Fund Balance	7,079,900	4,595,139	7,547,744	607,764
TOTAL FUND BALANCE SUMMARY	**$ 7,079,900**	**$ 4,595,139**	**$ 7,547,744**	**$ 607,764**

ADOPTED BUDGET REVENUES
FOR FISCAL YEAR 2023

ACCOUNT	ACCOUNT DESCRIPTION	FY 2020 ACTUAL REVENUE	FY 2021 ACTUAL REVENUE	FY 2022 ADJ BUDGET REVENUE	FY 2023 ADOPTED REVENUE
FUND 130	PARKS/STORM WTR SALES TAX				
400-0306	PARKS SALES TAX	1,557,109	1,765,520	1,851,360	2,398,275
400-0307	STORM WATER SALES TAX	2,240,718	2,540,627	2,005,640	1,962,225
400-0322	PARKS USE TAX	0	0	0	132,000
400-0323	STORMWATER USE TAX	0	0	0	108,000
*	TAXES	3,797,827	4,306,147	3,857,000	4,600,500
440-0502	TRAFFIC MATERIAL REPAIRS	0	0	0	0
*	CHARGES & ASSESSMENTS	0	0	0	0
450-0103	INVESTMENTS	0	0	0	0
450-0401	CITY RESALE PROCEEDS	0	0	0	0
450-0611	OTHER INCOME	0	0	0	0
*	OTHER INCOME/DONATIONS	0	0	0	0
460-0201	GENERAL FUND SUBSIDY	0	0	0	0
*	TRANSFERS/SUBSIDIES	0	0	0	0
470-0215	STP GRANT	201,555	1,302	0	0
470-0216	FEMA FLOOD PLAIN BUYOUT	0	0	0	0
470-0217	DEPT OF NATURAL RESOURCES	0	140,021	0	0
470-0645	STATE ALLOCATION GRANT	0	0	0	0
470-0801	LWCF NATIONAL PARKS	0	0	0	0
470-1501	CARES GRANT	2,334	9,852	0	0
*	FEDERAL GRANTS	203,889	151,175	0	0
480-0404	BRIDGE REPL METRO GRANT	0	0	0	0
*	STATE GRANTS	0	0	0	0
490-0209	LOCAL GOVT PARTICIPATING	0	0	0	0
*	LOCAL GRANTS	0	0	0	0
**	PARKS/STORM WTR SALES TAX	4,001,716	4,457,322	3,857,000	4,600,500

ADOPTED BUDGET EXPENDITURES
FOR FISCAL YEAR 2023

ACCOUNT	ACCOUNT DESCRIPTION	FY 2020 ACTUAL EXPENSES	FY 2021 ACTUAL EXPENSES	FY 2022 ADJ BUDGET EXPENSES	FY 2023 ADOPTED EXPENSES
FUND 130	PARKS/STORM WTR SALES TAX				
DEPT 45	PUBLIC WORKS				
DIV 55	STORM WATER PROJECTS				
530-1010	REGULAR-FT	105,524	126,331	233,206	240,481
530-1020	OVERTIME-FT	79	165	150	150
530-1110	REGULAR-PT	0	0	0	0
530-1505	HOLIDAY PAY	4,451	5,699	0	0
530-1510	LONGEVITY PAY	362	367	583	488
530-1520	VACATION PAY	4,187	6,347	0	0
530-1530	STANDBY PAY	352	249	500	500
530-1535	AUTO ALLOWANCE	0	0	0	0
530-1540	COMPENSATION TIME PAY	6,281	736	0	0
530-1545	CARE LEAVE PAY	368	10	0	0
530-1565	SICK PAY	5,616	6,036	0	0
530-1570	FLOATING HOLIDAY PAY	1,545	1,261	0	0
530-1595	CELL PHONE ALLOWANCE	150	156	156	156
530-1605	HEALTH INSURANCE	33,216	36,176	55,947	60,587
530-1610	WORKER'S COMPENSATION	6,408	10,211	10,608	11,496
530-1615	FICA EXPENSE	9,686	11,125	17,741	18,186
530-1625	LAGERS RETIREMENT EXPENSE	14,237	19,558	31,200	31,431
530-1630	COMMUTER EXPENSE	0	0	0	0
530-1635	DEFERRED COMP EXPENSE	0	0	0	0
530-1640	LIFE INSURANCE EXPENSE	334	335	502	515
530-1645	DENTAL INSURANCE	1,314	1,599	2,305	2,374
530-1650	DISABILITY INSURANCE-REG	446	348	518	534
530-1755	STAFF HEALTH CLUB REIMB	0	0	0	0
*	PERSONNEL SERVICES	194,556	226,709	353,416	366,898
530-2010	WEARING APPAREL & ACCESS	650	795	1,000	800
530-2050	OPERATIONAL SUPPLIES	933	2,078	1,000	1,000
530-2405	HAND TOOLS	216	0	200	200
530-2415	MACHINERY,TOOLS,IMPLEMENT	0	945	1,000	1,000
530-2605	CHEMICAL & LABORATORY SUP	0	0	1,500	1,500
530-2825	SAFETY EQUIPMENT	1,257	1,336	1,300	1,300
530-2835	EQUIPMENT LEASE & RENTAL	0	0	500	500
530-3115	FUEL,OIL,& DIESEL	3,834	5,822	5,500	7,000
530-4125	GENERAL EQUIPMENT REPAIRS	886	0	750	750
530-4140	STORM SEWER MAINTENANCE	7,559	94,311	142,423	125,000
530-4141	DITCH & DETENTION MAINTEN	74,174	48,544	56,880	50,000
530-4142	CATCH BASIN MAINTENANCE	31,561	61,227	90,689	75,000
530-4210	CENTRAL GARAGE REPAIRS	13,819	8,119	15,000	8,000
530-5010	CONSULTING FEES	0	0	130,000	50,000
530-5225	MARKETING/PUBLIC RELATION	0	0	15,000	15,000
530-6005	TRAVEL EXPENSES	0	0	1,000	1,000
530-6010	CONFERENCES & SEMINARS	0	500	800	800

ADOPTED BUDGET EXPENDITURES
FOR FISCAL YEAR 2023

ACCOUNT	ACCOUNT DESCRIPTION	FY 2020 ACTUAL EXPENSES	FY 2021 ACTUAL EXPENSES	FY 2022 ADJ BUDGET EXPENSES	FY 2023 ADOPTED EXPENSES
FUND 130	PARKS/STORM WTR SALES TAX				
DEPT 45	PUBLIC WORKS				
DIV 55	STORM WATER PROJECTS				
*	OPERATIONAL SUPPLIES	134,889	223,677	464,542	338,850
530-7020	LEGAL NOTICES	0	351	500	500
530-7030	FEES & PERMITS	250	250	250	250
530-7305	LIABILITY INSURANCE	14,971	11,569	9,602	11,690
*	OTHER PURCHASES/SERVICES	15,221	12,170	10,352	12,440
530-8105	LAND ACQUISITIONS	422	0	50,000	0
530-8220	OPERATING EQUIPMENT	0	0	1,800	0
530-8315	COMPUTER EQUIPMENT	0	0	0	0
530-8665	STORM WATER PROJECTS	2,997,927	1,713,021	3,307,916	1,988,670
*	CAPITAL OUTLAY & IMPROVE	2,998,349	1,713,021	3,359,716	1,988,670
530-9699	ENGINEERING FEE TRANSFER	259,574	52,991	50,000	50,000
530-9997	EMERG COMMUNICATION SERV	1,313	1,313	1,313	1,313
530-9999	TRANSFER TO GENERAL FUND	103,306	108,771	113,933	123,770
*	OTHER FINANCING USES	364,193	163,075	165,246	175,083
**	STORM WATER PROJECTS	3,707,208	2,338,652	4,353,272	2,881,941
***	PUBLIC WORKS	3,707,208	2,338,652	4,353,272	2,881,941

ADOPTED BUDGET EXPENDITURES
FOR FISCAL YEAR 2023

ACCOUNT	ACCOUNT DESCRIPTION	FY 2020 ACTUAL EXPENSES	FY 2021 ACTUAL EXPENSES	FY 2022 ADJ BUDGET EXPENSES	FY 2023 ADOPTED EXPENSES
FUND 130	PARKS/STORM WTR SALES TAX				
DEPT 65	PARKS & RECREATION				
DIV 22	PROPOSITION ACTION				
560-1010	REGULAR-FT	0	0	0	67,894
560-1020	OVERTIME-FT	0	0	0	0
560-1505	HOLIDAY PAY	0	0	0	0
560-1510	LONGEVITY PAY	0	0	0	0
560-1520	VACATION PAY	0	0	0	0
560-1530	STANDBY PAY	0	0	0	0
560-1540	COMPENSATION TIME PAY	0	0	0	0
560-1565	SICK PAY	0	0	0	0
560-1570	FLOATING HOLIDAY PAY	0	0	0	0
560-1595	CELL PHONE ALLOWANCE	0	0	0	1,252
560-1605	HEALTH INSURANCE	0	0	0	13,667
560-1610	WORKER'S COMPENSATION	0	0	0	3,388
560-1615	FICA EXPENSE	0	0	0	5,194
560-1625	LAGERS RETIREMENT EXPENSE	0	0	0	8,989
560-1640	LIFE INSURANCE EXPENSE	0	0	0	145
560-1645	DENTAL INSURANCE	0	0	0	471
560-1650	DISABILITY INSURANCE-REG	0	0	0	147
*	PERSONNEL SERVICES	0	0	0	101,147
560-2010	WEARING APPAREL & ACCESS	0	0	0	1,000
560-2050	OPERATIONAL SUPPLIES	0	0	0	1,000
560-3115	FUEL,OIL,& DIESEL	0	0	0	5,000
560-4210	CENTRAL GARAGE REPAIRS	0	0	0	3,000
560-4220	VEHICLE CLEANING	0	0	0	300
560-6005	TRAVEL EXPENSES	0	0	0	2,000
560-6010	CONFERENCES & SEMINARS	0	0	0	1,000
560-6105	DUES & MEMBERSHIPS	0	0	0	1,000
*	OPERATIONAL SUPPLIES	0	0	0	14,300
560-7305	LIABILITY INSURANCE	0	0	0	1,000
*	OTHER PURCHASES/SERVICES	0	0	0	1,000
560-8010	BUILDING IMPROVEMENTS	0	0	0	0
560-8210	MOTOR VEHICLES	0	0	0	56,000
560-8220	OPERATING EQUIPMENT	0	0	0	10,000
*	CAPITAL OUTLAY & IMPROVE	0	0	0	66,000
**	PROPOSITION ACTION	0	0	0	182,447

ADOPTED BUDGET EXPENDITURES
FOR FISCAL YEAR 2023

ACCOUNT	ACCOUNT DESCRIPTION	FY 2020 ACTUAL EXPENSES	FY 2021 ACTUAL EXPENSES	FY 2022 ADJ BUDGET EXPENSES	FY 2023 ADOPTED EXPENSES
FUND 130	PARKS/STORM WTR SALES TAX				
DEPT 65	PARKS & RECREATION				
DIV 50	INFRASTRUCTURE PROJECTS				
560-1010	REGULAR-FT	33,676	56,232	58,647	195,784
560-1020	OVERTIME-FT	110	79	200	200
560-1110	REGULAR-PT	38,207	38,130	0	0
560-1120	OVERTIME-PT	0	62	0	0
560-1210	REGULAR-SEAS	73,747	69,974	95,000	96,900
560-1220	OVERTIME-SEAS	455	3	0	0
560-1505	HOLIDAY PAY	1,137	1,863	0	0
560-1520	VACATION PAY	991	586	0	0
560-1540	COMPENSATION TIME PAY	605	891	0	0
560-1565	SICK PAY	509	1,487	0	0
560-1570	FLOATING HOLIDAY PAY	324	820	0	0
560-1605	HEALTH INSURANCE	11,303	9,585	6,310	34,168
560-1610	WORKER'S COMPENSATION	5,162	7,992	4,711	4,511
560-1615	FICA EXPENSE	11,321	12,974	12,876	20,191
560-1625	LAGERS RETIREMENT EXPENSE	3,437	4,178	7,827	25,800
560-1640	LIFE INSURANCE EXPENSE	94	133	126	420
560-1645	DENTAL INSURANCE	517	381	236	1,178
560-1650	DISABILITY INSURANCE-REG	124	139	130	429
560-1755	STAFF HEALTH CLUB REIMB	0	0	0	0
*	PERSONNEL SERVICES	181,719	205,509	186,063	379,581
560-2845	LANDSCAPING MATERIALS	0	0	0	19,638
560-5010	CONSULTING FEES	167,773	164,077	0	0
560-5055	CONTRACTOR FEES	0	0	0	0
560-5115	TEMPORARY EMPLOYEE SERVIC	707	0	0	0
*	OPERATIONAL SUPPLIES	168,480	164,077	0	19,638
560-7305	LIABILITY INSURANCE	1,358	1,129	1,855	2,317
*	OTHER PURCHASES/SERVICES	1,358	1,129	1,855	2,317
560-8105	LAND ACQUISITIONS	0	0	90,000	0
560-8210	MOTOR VEHICLES	0	0	0	28,000
560-8505	PARK IMPROVEMENTS	166,860	125,056	1,551,653	7,608,375
560-8652	TRAIL MAINTENANCE	0	3,535	0	0
*	CAPITAL OUTLAY & IMPROVE	166,860	128,591	1,641,653	7,636,375
560-9045	PARKS/STORMWATER SUBSIDY	0	0	0	300,000
560-9699	ENGINEERING FEE TRANSFER	0	0	0	30,000
560-9999	TRANSFER TO GENERAL FUND	33,028	39,059	38,918	42,931

ADOPTED BUDGET EXPENDITURES
FOR FISCAL YEAR 2023

ACCOUNT	ACCOUNT DESCRIPTION	FY 2020 ACTUAL EXPENSES	FY 2021 ACTUAL EXPENSES	FY 2022 ADJ BUDGET EXPENSES	FY 2023 ADOPTED EXPENSES
FUND 130 PARKS/STORM WTR SALES TAX					
DEPT 65 PARKS & RECREATION					
DIV 50 INFRASTRUCTURE PROJECTS					
*	OTHER FINANCING USES	33,028	39,059	38,918	372,931
**	INFRASTRUCTURE PROJECTS	551,445	538,365	1,868,489	8,410,842
***	PARKS & RECREATION	551,445	538,365	1,868,489	8,593,289

ADOPTED BUDGET EXPENDITURES
FOR FISCAL YEAR 2023

ACCOUNT	ACCOUNT DESCRIPTION	FY 2020 ACTUAL EXPENSES	FY 2021 ACTUAL EXPENSES	FY 2022 ADJ BUDGET EXPENSES	FY 2023 ADOPTED EXPENSES
FUND 130 PARKS/STORM WTR SALES TAX					
DEPT 90 TRANSFERS					
DIV 03 TRANSFERS					
530-9805	TIF TAX PAYMENT	73,410	76,895	70,000	38,500
560-9805	TIF TAX PAYMENT	51,014	53,435	50,000	26,750
*	OTHER FINANCING USES	124,424	130,330	120,000	65,250
**	TRANSFERS	124,424	130,330	120,000	65,250
***	TRANSFERS	124,424	130,330	120,000	65,250
****	PARKS/STORM WTR SALES TAX	4,383,077	3,007,347	6,341,761	11,540,480

Parks & Stormwater Sales Tax

2022-2023 Department Staffing

Division	FTE	Position
Public Works	1.00	Equipment Operator
	0.25	Construction Inspector
	6.00	Laborer I
	1.00	Laborer II
	0.40	Accounting Specialist (2 Positions)
Parks & Recreation	1.00	Assistant Parks Director
	2.00	Parks Caretaker
	2.00	Laborer II
Proposition Action	2.00	Park Ranger
	15.65	**Total Full-Time FTE**

Division	P/T	Position
Parks & Recreation	3.00	Laborer (5 Positions)
	3.00	**Total Part-Time FTE**
	18.65	**Total FTE**

Capital Expenditures

Division		
Public Works	TS0609 - Ditch & Culvert Improvements, Connecticut Between 32nd & 35th	$ 656,000
	TS0610 - Ditch & Culvert Improvements, Connecticut Between 35th & 37th	518,000
	TS0801 - Minor System Improvements	200,000
	TS0807 - 17th & Mina Ave (Design)	292,880
	TS0807 - 17th & Mina Ave (ROW)	234,310
	TS0812 - 26th Street Twin Culverts (Design)	87,480
Parks & Recreation	TS0510 - McClelland to Town Green via Tin Cup Trail - Phase 1	300,000
	TS0520 - Low Water Bridge to Grand Falls Trail	1,135,000
	TS0701 - Ewert Park Splash Park w/Ice Ribbon	5,000,000
	TS0704 - Ewert Park Kiosk & Interpretive Signage	29,375
	TS0707 - Overlay/Resurface Sports Courts	64,000
	TS0708 - Park Beautification - 1/2-Ton Extended Cab 4x4 Truck	28,000
	TS0708 - Park Beautification - Park Entryway Sign (6)	80,000
	TS0711 - Tin Cup Trail Phase II	1,000,000
Parks - Proposition Action	SUV	56,000
	Portable Radio (2)	10,000
		$ 9,691,045


CITY OF JOPLIN
STATE OF MISSOURI

Transportation Sales Tax


CITY OF JOPLIN
STATE OF MISSOURI

Transportation Sales Tax

Fund Balance Projection

	FY 2021 Actuals	FY 2022 Adjusted Budget	FY 2022 Estimated Actuals	FY 2023 Adopted Budget
REVENUES				
Taxes	$ 10,785,196	$ 9,839,000	$ 11,200,000	$ 11,426,000
Service Charges & User Fees	136,549	147,050	125,700	125,700
Charges & Assessments	620,055	503,000	928,000	928,000
Other Income & Donations	46,621	134,500	154,971	99,500
Federal Grants	1,193,521	783,070	1,212,624	-
State Grants	214,882	1,242,670	433,759	1,107,744
Local Grants	15,127	18,000	15,000	15,000
TOTAL REVENUES	**$ 13,011,951**	**$ 12,667,290**	**$ 14,070,054**	**$ 13,701,944**
EXPENDITURES				
Street Maintenance	$ 5,427,342	$ 6,396,517	$ 6,779,895	$ 6,433,664
Street Cleaning	147,351	259,744	260,987	264,204
Traffic Control	405,661	772,099	782,564	427,408
Traffic Signal Maintenance	78,702	177,296	169,044	178,439
Paratransit System	1,559,747	1,668,367	1,776,541	1,972,073
Cab Assistance	68,903	80,000	50,000	50,000
TOTAL EXPENDITURES	**$ 7,687,706**	**$ 9,354,023**	**$ 9,819,031**	**$ 9,325,788**
EXCESS REVENUES OVER (UNDER) EXPENDITURES	**$ 5,324,245**	**$ 3,313,267**	**$ 4,251,023**	**$ 4,376,156**
OTHER FINANCING SOURCES (USES)				
Transfers In	$ -	$ -	$ -	$ -
Transfers Out	(2,739,603)	(2,487,750)	(2,512,750)	(5,325,761)
TOTAL OTHER FINANCING SOURCES (USES)	**$ (2,739,603)**	**$ (2,487,750)**	**$ (2,512,750)**	**$ (5,325,761)**
NET CHANGE IN FUND BALANCE	**$ 2,584,642**	**$ 825,517**	**$ 1,738,273**	**$ (949,605)**
FUND BALANCE, BEGINNING OF YEAR	**$ 7,810,314**	**$ 10,394,956**	**$ 10,394,956**	**$ 12,133,229**
FUND BALANCE, END OF YEAR	**$ 10,394,956**	**$ 11,220,473**	**$ 12,133,229**	**$ 11,183,624**
FUND BALANCE SUMMARY:				
Reserved Fund Balance	$ -	$ -	$ -	$ -
Unrestricted Fund Balance	10,394,956	11,220,473	12,133,229	11,183,624
TOTAL FUND BALANCE SUMMARY	**$ 10,394,956**	**$ 11,220,473**	**$ 12,133,229**	**$ 11,183,624**

ADOPTED BUDGET REVENUES
FOR FISCAL YEAR 2023

ACCOUNT	ACCOUNT DESCRIPTION	FY 2020 ACTUAL REVENUE	FY 2021 ACTUAL REVENUE	FY 2022 ADJ BUDGET REVENUE	FY 2023 ADOPTED REVENUE
FUND 140	TRANSPORTATION SALES TAX				
400-0302	TRANSPORTATION SALES TAX	7,599,541	8,619,209	7,714,000	8,721,000
400-0303	STATE GAS TAX	1,294,506	1,357,029	1,350,000	1,490,000
400-0304	STATE VEHICLE TAX	469,053	555,847	525,000	500,000
400-0305	STATE MOTOR VEHICLE INCR	226,902	253,111	250,000	235,000
400-0321	TRANSPORTATION USE TAX	0	0	0	480,000
*	TAXES	9,590,002	10,785,196	9,839,000	11,426,000
430-0901	PARATRANSIT SYSTEM FEES	63,868	61,292	65,000	61,000
430-0902	CAB COUPON FEES	37,884	30,741	35,000	20,500
430-0903	HANDIPASS BOOKLET FEES	24,700	25,725	27,000	25,000
430-0904	NO SHOW RIDE FEES	31	62	50	200
430-0905	TROLLEY PASS FARES	17,626	18,729	20,000	19,000
*	SERVICE CHARGES/USER FEES	144,109	136,549	147,050	125,700
440-0501	UTILITY/STREET CUT FEES	510,747	608,205	500,000	925,000
440-0502	TRAFFIC MATERIAL REPAIRS	0	11,850	3,000	3,000
*	CHARGES & ASSESSMENTS	510,747	620,055	503,000	928,000
450-0103	INVESTMENTS	0	0	0	0
450-0304	MAPS	3,867	4,779	3,500	3,500
450-0305	MAPS COMMUNITY PART	10,029	12,435	10,000	10,000
450-0306	OTHER DONATIONS	0	0	0	0
450-0401	CITY RESALE PROCEEDS	7,489	4,608	8,000	5,000
450-0404	SALE/TRADE ALLOWANCE	0	0	101,000	50,000
450-0405	SALE OF REAL PROPERTY	0	0	0	0
450-0406	SALE OF PROP & EQUIP	0	0	0	0
450-0604	INSURANCE CLAIM SETTLEMNT	138,490	17,345	0	20,000
450-0611	OTHER INCOME	0	3,097	2,000	1,000
450-0623	REFUND FEDERAL EXCISE TAX	9,514	4,357	10,000	10,000
*	OTHER INCOME/DONATIONS	169,389	46,621	134,500	99,500
470-0204	FHWA GRANT	0	0	0	0
470-0207	FEMA-FEDERAL DISASTER	0	0	0	0
470-0215	STP GRANT	0	0	0	0
470-0403	PARATRANSIT-STIMULUS GRAN	0	0	0	0
470-0404	PARATRANSIT-LIVABILITY	0	0	0	0
470-0641	CDBG-STATE DISASTER AWARD	0	0	0	0
470-1501	CARES GRANT	770,340	1,193,521	783,070	0
*	FEDERAL GRANTS	770,340	1,193,521	783,070	0
480-0802	PARATRANSIT GRANT	345,617	214,882	1,242,670	1,107,744

ADOPTED BUDGET REVENUES
FOR FISCAL YEAR 2023

ACCOUNT	ACCOUNT DESCRIPTION	FY 2020 ACTUAL REVENUE	FY 2021 ACTUAL REVENUE	FY 2022 ADJ BUDGET REVENUE	FY 2023 ADOPTED REVENUE
FUND 140	TRANSPORTATION SALES TAX				
*	STATE GRANTS	345,617	214,882	1,242,670	1,107,744
490-0219	R-VIII BUILDING SHARE	15,192	15,127	18,000	15,000
*	LOCAL GRANTS	15,192	15,127	18,000	15,000
**	TRANSPORTATION SALES TAX	11,545,396	13,011,951	12,667,290	13,701,944

ADOPTED BUDGET EXPENDITURES
FOR FISCAL YEAR 2023

ACCOUNT	ACCOUNT DESCRIPTION	FY 2020 ACTUAL EXPENSES	FY 2021 ACTUAL EXPENSES	FY 2022 ADJ BUDGET EXPENSES	FY 2023 ADOPTED EXPENSES
FUND 140	TRANSPORTATION SALES TAX				
DEPT 45	PUBLIC WORKS				
DIV 20	STREET MAINTENANCE				
530-1010	REGULAR-FT	416,850	485,553	714,311	742,550
530-1020	OVERTIME-FT	1,397	3,902	5,000	5,000
530-1110	REGULAR-PT	0	0	0	0
530-1120	OVERTIME-PT	0	0	0	0
530-1210	REGULAR-SEAS	9,066	0	95,000	96,900
530-1220	OVERTIME-SEAS	3	0	0	0
530-1505	HOLIDAY PAY	19,368	20,127	0	0
530-1510	LONGEVITY PAY	9,282	7,533	8,596	9,110
530-1520	VACATION PAY	27,823	23,914	0	0
530-1530	STANDBY PAY	17,321	19,748	20,000	20,000
530-1535	AUTO ALLOWANCE	1,042	1,083	1,083	1,083
530-1540	COMPENSATION TIME PAY	24,351	3,022	0	0
530-1545	CARE LEAVE PAY	1,074	8,312	0	0
530-1565	SICK PAY	19,514	21,728	0	0
530-1570	FLOATING HOLIDAY PAY	4,114	5,614	0	0
530-1575	CITIZENSHIP LEAVE PAY	0	0	0	0
530-1595	CELL PHONE ALLOWANCE	1,655	1,721	1,721	1,721
530-1605	HEALTH INSURANCE	150,789	136,370	169,426	182,931
530-1610	WORKER'S COMPENSATION	28,990	44,353	45,107	66,162
530-1615	FICA EXPENSE	39,315	37,485	62,910	65,294
530-1625	LAGERS RETIREMENT EXPENSE	70,627	65,437	99,845	101,331
530-1630	COMMUTER EXPENSE	51-	4	0	0
530-1635	DEFERRED COMP EXPENSE	3,281	3,506	3,460	3,460
530-1640	LIFE INSURANCE EXPENSE	1,307	1,267	1,534	1,531
530-1645	DENTAL INSURANCE	6,446	5,617	6,779	6,841
530-1650	DISABILITY INSURANCE-REG	1,753	1,318	1,625	1,674
530-1755	STAFF HEALTH CLUB REIMB	0	18	0	0
*	PERSONNEL SERVICES	855,317	897,632	1,236,397	1,305,588
530-2010	WEARING APPAREL & ACCESS	3,970	3,915	4,500	4,500
530-2015	JANITORIAL SUPPLIES	1,041	1,507	1,000	1,000
530-2020	MOTOR VEHICLE SUPPLIES	112	41	150	150
530-2040	HARDWARE SUPPLIES	814	512	750	1,000
530-2045	PAINT & PAINT SUPPLIES	0	0	250	0
530-2050	OPERATIONAL SUPPLIES	1,601	5,211	6,500	6,500
530-2120	GENERAL OFFICE SUPPLIES	1,259	895	1,200	1,200
530-2130	SMALL OFFICE FURNISHINGS	0	0	0	0
530-2205	FOOD & BEVERAGE SUPPLIES	0	0	150	150
530-2405	HAND TOOLS	17,008-	29,683	1,500	1,500
530-2415	MACHINERY,TOOLS,IMPLEMENT	580	2,064	2,000	2,000
530-2430	MECHANICAL SUPPLIES	593	241	1,000	750
530-2520	OTHER TRAFFIC SUPPLIES	2,622	2,240	2,500	3,500
530-2525	ASPHALT,OIL,& ROAD MATER	93,133	68,326	152,838	100,000

ADOPTED BUDGET EXPENDITURES
FOR FISCAL YEAR 2023

ACCOUNT	ACCOUNT DESCRIPTION	FY 2020 ACTUAL EXPENSES	FY 2021 ACTUAL EXPENSES	FY 2022 ADJ BUDGET EXPENSES	FY 2023 ADOPTED EXPENSES
FUND 140	TRANSPORTATION SALES TAX				
DEPT 45	PUBLIC WORKS				
DIV 20	STREET MAINTENANCE				
530-2530	ICE CONTROL MATERIALS	36,150	48,017	34,000	50,000
530-2540	SAND,GRAVEL,& ROCK	43,366	39,195	40,000	40,000
530-2545	MICROSURFACING MATERIALS	719,426	688,006	800,000	750,000
530-2550	TRAFFIC CALMING SUPPLIES	0	588	22,555	15,000
530-2605	CHEMICAL & LABORATORY SUP	1,112	2,585-	2,500	4,000
530-2825	SAFETY EQUIPMENT	3,533	6,756	4,000	4,000
530-2835	EQUIPMENT LEASE & RENTAL	23,793	4,483	15,000	15,000
530-2845	LANDSCAPING MATERIALS	44	0	100	0
530-3005	ELECTRIC CHARGES	590,548	613,722	620,000	610,000
530-3010	GAS CHARGES	3,230	3,419	6,500	5,300
530-3015	TELEPHONE CHARGES	973	795	1,100	850
530-3020	WATER CHARGES	628	573	650	800
530-3115	FUEL,OIL,& DIESEL	42,052	44,775	45,000	55,000
530-3125	PEST CONTROL	165	180	180	250
530-3205	POSTAGE	9	14	25	0
530-4105	PROPERTY REPAIRS & MAINT	6,743	1,433	16,950	5,000
530-4110	UTILITY CUT REPAIRS	515,751	900,550	515,000	900,000
530-4115	OTHER PROPERTY REPAIRS	790	4,401	1,000	1,000
530-4120	BUILDING REPAIRS	37	228	500	500
530-4125	GENERAL EQUIPMENT REPAIRS	821	0	700	700
530-4145	MINESHAFT REPAIRS	3,241	0	10,000	10,000
530-4210	CENTRAL GARAGE REPAIRS	163,254	240,678	250,000	230,000
530-5010	CONSULTING FEES	0	0	0	0
530-5055	CONTRACTOR FEES	0	0	0	75,000
530-5090	FEMA CLEANUP FEES	19,630-	0	0	0
530-5115	TEMPORARY EMPLOYEE SERVIC	34,734	43,202	0	0
530-6005	TRAVEL EXPENSES	0	0	3,000	3,000
530-6010	CONFERENCES & SEMINARS	0	0	3,500	3,500
530-6105	DUES & MEMBERSHIPS	315	360	360	4,000
*	OPERATIONAL SUPPLIES	2,259,802	2,753,425	2,566,958	2,905,150
530-7005	PRINTING SERVICES	228	0	500	250
530-7020	LEGAL NOTICES	0	263	250	400
530-7030	FEES & PERMITS	76-	371	4,500	4,500
530-7305	LIABILITY INSURANCE	67,561	48,093	40,426	47,776
*	OTHER PURCHASES/SERVICES	67,713	48,727	45,676	52,926
530-8010	BUILDING IMPROVEMENTS	66,279	0	20,040	0
530-8210	MOTOR VEHICLES	420,541	13,975	607,308	250,000
530-8215	ROLLING STOCK	0	112,554	0	40,000
530-8220	OPERATING EQUIPMENT	12,081	0	0	230,000
530-8315	COMPUTER EQUIPMENT	1,604	0	0	0

ADOPTED BUDGET EXPENDITURES
FOR FISCAL YEAR 2023

ACCOUNT	ACCOUNT DESCRIPTION	FY 2020 ACTUAL EXPENSES	FY 2021 ACTUAL EXPENSES	FY 2022 ADJ BUDGET EXPENSES	FY 2023 ADOPTED EXPENSES
FUND 140	TRANSPORTATION SALES TAX				
DEPT 45	PUBLIC WORKS				
DIV 20	STREET MAINTENANCE				
530-8640	STREET MAINTENANCE	67,432	218,970	167,341	150,000
530-8641	NEIGHBORHOOD IMPROVEMENT	0	0	500,000	500,000
530-8650	STREET PROJECTS	895,431	1,382,059	1,252,797	1,000,000
*	CAPITAL OUTLAY & IMPROVE	1,463,368	1,727,558	2,547,486	2,170,000
530-9699	ENGINEERING FEE TRANSFER	147,906	140,493	150,000	150,000
530-9997	EMERG COMMUNICATION SERV	9,191	9,191	9,191	9,191
*	OTHER FINANCING USES	157,097	149,684	159,191	159,191
**	STREET MAINTENANCE	4,803,297	5,577,026	6,555,708	6,592,855

ADOPTED BUDGET EXPENDITURES
FOR FISCAL YEAR 2023

ACCOUNT	ACCOUNT DESCRIPTION	FY 2020 ACTUAL EXPENSES	FY 2021 ACTUAL EXPENSES	FY 2022 ADJ BUDGET EXPENSES	FY 2023 ADOPTED EXPENSES
FUND 140	TRANSPORTATION SALES TAX				
DEPT 45	PUBLIC WORKS				
DIV 21	STREET CLEANING				
530-1010	REGULAR-FT	75,523	47,292	130,121	130,687
530-1020	OVERTIME-FT	108	106	300	300
530-1505	HOLIDAY PAY	3,668	1,634	0	0
530-1510	LONGEVITY PAY	5,236	3,358	3,287	3,845
530-1520	VACATION PAY	9,207	1,950	0	0
530-1530	STANDBY PAY	234	473	1,000	500
530-1540	COMPENSATION TIME PAY	3,842	66	0	0
530-1545	CARE LEAVE PAY	0	0	0	0
530-1565	SICK PAY	3,972	694	0	0
530-1570	FLOATING HOLIDAY PAY	789	728	0	0
530-1575	CITIZENSHIP LEAVE PAY	0	0	0	0
530-1605	HEALTH INSURANCE	23,543	15,138	32,056	34,714
530-1610	WORKER'S COMPENSATION	4,946	4,389	6,941	4,808
530-1615	FICA EXPENSE	7,383	4,066	9,953	9,972
530-1625	LAGERS RETIREMENT EXPENSE	12,692	7,173	17,916	17,593
530-1640	LIFE INSURANCE EXPENSE	216	108	281	279
530-1645	DENTAL INSURANCE	567	72	707	707
530-1650	DISABILITY INSURANCE-REG	303	109	290	292
530-1755	STAFF HEALTH CLUB REIMB	0	0	0	0
*	PERSONNEL SERVICES	152,229	87,356	202,852	203,697
530-2010	WEARING APPAREL & ACCESS	423	162	500	150
530-2825	SAFETY EQUIPMENT	271	487	500	300
530-3115	FUEL,OIL,& DIESEL	16,466	14,737	20,000	15,000
530-4210	CENTRAL GARAGE REPAIRS	34,763	37,555	30,000	38,000
530-5010	CONSULTING FEES	0	0	0	0
530-6005	TRAVEL EXPENSES	0	0	0	0
530-6105	DUES & MEMBERSHIPS	0	0	0	0
*	OPERATIONAL SUPPLIES	51,923	52,941	51,000	53,450
530-7305	LIABILITY INSURANCE	9,540	7,054	5,892	7,057
*	OTHER PURCHASES/SERVICES	9,540	7,054	5,892	7,057
530-8215	ROLLING STOCK	0	0	0	0
530-8220	OPERATING EQUIPMENT	206,704	0	0	0
*	CAPITAL OUTLAY & IMPROVE	206,704	0	0	0
**	STREET CLEANING	420,396	147,351	259,744	264,204

ADOPTED BUDGET EXPENDITURES
FOR FISCAL YEAR 2023

ACCOUNT	ACCOUNT DESCRIPTION	FY 2020 ACTUAL EXPENSES	FY 2021 ACTUAL EXPENSES	FY 2022 ADJ BUDGET EXPENSES	FY 2023 ADOPTED EXPENSES
FUND 140	TRANSPORTATION SALES TAX				
DEPT 45	PUBLIC WORKS				
DIV 30	TRAFFIC CONTROL				
530-1010	REGULAR-FT	119,990	129,661	153,409	155,448
530-1020	OVERTIME-FT	0	108	150	150
530-1210	REGULAR-SEAS	0	0	0	0
530-1220	OVERTIME-SEAS	0	0	0	0
530-1505	HOLIDAY PAY	4,814	5,282	0	0
530-1510	LONGEVITY PAY	4,464	5,037	5,540	6,097
530-1520	VACATION PAY	7,852	9,483	0	0
530-1530	STANDBY PAY	256	850	1,000	1,500
530-1540	COMPENSATION TIME PAY	3,822	4,949	0	0
530-1565	SICK PAY	2,830	2,992	0	0
530-1570	FLOATING HOLIDAY PAY	853	1,174	0	0
530-1575	CITIZENSHIP LEAVE PAY	0	0	0	0
530-1595	CELL PHONE ALLOWANCE	1,905	2,003	2,003	1,690
530-1605	HEALTH INSURANCE	23,061	25,264	25,241	27,335
530-1610	WORKER'S COMPENSATION	15,172	20,873	20,431	18,208
530-1615	FICA EXPENSE	11,052	12,195	12,186	12,437
530-1625	LAGERS RETIREMENT EXPENSE	18,362	20,854	21,559	21,435
530-1640	LIFE INSURANCE EXPENSE	331	330	328	332
530-1645	DENTAL INSURANCE	1,328	1,348	1,289	1,289
530-1650	DISABILITY INSURANCE-REG	442	346	340	347
530-1755	STAFF HEALTH CLUB REIMB	0	0	0	0
*	PERSONNEL SERVICES	216,534	242,749	243,476	246,268
530-2010	WEARING APPAREL & ACCESS	593	607	600	600
530-2015	JANITORIAL SUPPLIES	706	330	700	1,000
530-2050	OPERATIONAL SUPPLIES	0	0	100	0
530-2110	COMPUTER SOFTWARE	0	0	0	0
530-2120	GENERAL OFFICE SUPPLIES	307	310	500	400
530-2405	HAND TOOLS	0	495	500	500
530-2505	TRAFFIC SIGN SUPPLIES	52,730	60,119	60,000	65,000
530-2510	TRAFFIC PAINT/MARKING SUP	34,478	36,549	45,000	45,000
530-2515	TRAFFIC SIGNAL SUPPLIES	115,611	4,436	0	0
530-2825	SAFETY EQUIPMENT	183	334	500	750
530-2835	EQUIPMENT LEASE & RENTAL	131	131	500	500
530-3005	ELECTRIC CHARGES	5,487	5,459	5,500	5,700
530-3010	GAS CHARGES	1,353	1,285	2,000	1,800
530-3015	TELEPHONE CHARGES	1,838	1,791	1,900	1,900
530-3020	WATER CHARGES	378	355	400	400
530-3030	WASTEWATER CHARGES	562	585	600	600
530-3035	SANITATION CHARGES	546	646	700	500
530-3115	FUEL,OIL,& DIESEL	2,520	1,956	3,000	2,000
530-3210	FREIGHT & DELIVERY	279	161	300	300
530-4105	PROPERTY REPAIRS & MAINT	1,410	2,043	1,000	1,000

ADOPTED BUDGET EXPENDITURES
FOR FISCAL YEAR 2023

ACCOUNT	ACCOUNT DESCRIPTION	FY 2020 ACTUAL EXPENSES	FY 2021 ACTUAL EXPENSES	FY 2022 ADJ BUDGET EXPENSES	FY 2023 ADOPTED EXPENSES
FUND 140	TRANSPORTATION SALES TAX				
DEPT 45	PUBLIC WORKS				
DIV 30	TRAFFIC CONTROL				
530-4210	CENTRAL GARAGE REPAIRS	9,365	24,960	10,000	8,000
530-5115	TEMPORARY EMPLOYEE SERVIC	0	0	0	0
530-6005	TRAVEL EXPENSES	0	1,445	1,000	1,000
530-6010	CONFERENCES & SEMINARS	1,090	0	1,000	1,000
530-6105	DUES & MEMBERSHIPS	380	340	380	2,000
*	OPERATIONAL SUPPLIES	229,947	144,337	136,180	139,950
530-7030	FEES & PERMITS	0	124	125	125
530-7305	LIABILITY INSURANCE	25,080	18,451	15,558	19,065
*	OTHER PURCHASES/SERVICES	25,080	18,575	15,683	19,190
530-8220	OPERATING EQUIPMENT	74,097	0	376,760	22,000
530-8315	COMPUTER EQUIPMENT	3,461	0	0	0
*	CAPITAL OUTLAY & IMPROVE	77,558	0	376,760	22,000
530-9997	EMERG COMMUNICATION SERV	2,300	2,300	2,300	2,300
*	OTHER FINANCING USES	2,300	2,300	2,300	2,300
**	TRAFFIC CONTROL	551,419	407,961	774,399	429,708

ADOPTED BUDGET EXPENDITURES
FOR FISCAL YEAR 2023

ACCOUNT	ACCOUNT DESCRIPTION	FY 2020 ACTUAL EXPENSES	FY 2021 ACTUAL EXPENSES	FY 2022 ADJ BUDGET EXPENSES	FY 2023 ADOPTED EXPENSES
FUND 140	TRANSPORTATION SALES TAX				
DEPT 45	PUBLIC WORKS				
DIV 31	TRAFFIC SIGNAL MAINTENANC				
530-2050	OPERATIONAL SUPPLIES	0	0	0	0
530-2515	TRAFFIC SIGNAL SUPPLIES	251,082	69,956	112,050	110,000
530-3115	FUEL,OIL,& DIESEL	1,702	2,376	2,000	3,000
530-4210	CENTRAL GARAGE REPAIRS	3,256	4,339	3,500	3,500
530-5010	CONSULTING FEES	0	0	0	0
*	OPERATIONAL SUPPLIES	256,040	76,671	117,550	116,500
530-7020	LEGAL NOTICES	175	0	0	0
530-7305	LIABILITY INSURANCE	3,288	2,031	1,746	1,939
*	OTHER PURCHASES/SERVICES	3,463	2,031	1,746	1,939
530-8220	OPERATING EQUIPMENT	29,568	0	58,000	60,000
*	CAPITAL OUTLAY & IMPROVE	29,568	0	58,000	60,000
**	TRAFFIC SIGNAL MAINTENANC	289,071	78,702	177,296	178,439
***	PUBLIC WORKS	6,064,183	6,211,040	7,767,147	7,465,206

ADOPTED BUDGET EXPENDITURES
FOR FISCAL YEAR 2023

ACCOUNT	ACCOUNT DESCRIPTION	FY 2020 ACTUAL EXPENSES	FY 2021 ACTUAL EXPENSES	FY 2022 ADJ BUDGET EXPENSES	FY 2023 ADOPTED EXPENSES
FUND 140	TRANSPORTATION SALES TAX				
DEPT 50	PUBLIC TRANSPORTATION				
DIV 02	PARATRANSIT SYSTEM				
530-1010	REGULAR-FT	510,939	537,134	693,226	723,307
530-1020	OVERTIME-FT	11,709	26,920	30,000	30,000
530-1110	REGULAR-PT	9,022	0	0	0
530-1120	OVERTIME-PT	99	0	0	0
530-1505	HOLIDAY PAY	19,492	19,076	0	0
530-1510	LONGEVITY PAY	5,472	6,355	6,860	7,427
530-1520	VACATION PAY	17,835	25,507	0	0
530-1530	STANDBY PAY	0	0	0	0
530-1535	AUTO ALLOWANCE	521	542	542	542
530-1540	COMPENSATION TIME PAY	19,070	4,368	0	0
530-1545	CARE LEAVE PAY	0	9,141	0	0
530-1565	SICK PAY	18,436	15,751	0	0
530-1570	FLOATING HOLIDAY PAY	4,811	4,467	0	0
530-1575	CITIZENSHIP LEAVE PAY	0	0	0	0
530-1595	CELL PHONE ALLOWANCE	872	907	907	907
530-1605	HEALTH INSURANCE	155,844	131,156	169,933	175,554
530-1610	WORKER'S COMPENSATION	22,875	32,105	38,862	29,794
530-1615	FICA EXPENSE	44,205	47,337	53,141	56,544
530-1625	LAGERS RETIREMENT EXPENSE	71,653	80,792	97,295	99,084
530-1635	DEFERRED COMP EXPENSE	1,446	1,504	1,504	1,504
530-1640	LIFE INSURANCE EXPENSE	1,257	1,102	1,417	1,488
530-1645	DENTAL INSURANCE	7,697	5,707	7,007	7,132
530-1650	DISABILITY INSURANCE-REG	1,794	1,231	1,587	1,653
530-1755	STAFF HEALTH CLUB REIMB	0	0	0	0
*	PERSONNEL SERVICES	925,049	951,102	1,102,281	1,134,936
530-2010	WEARING APPAREL & ACCESS	1,586	1,478	1,500	1,400
530-2015	JANITORIAL SUPPLIES	4,632	3,018	4,500	3,500
530-2050	OPERATIONAL SUPPLIES	112	637	500	500
530-2105	COMPUTER SUPPLIES	0	39	500	100
530-2120	GENERAL OFFICE SUPPLIES	237	639	250	750
530-2125	SMALL OFFICE EQUIP SUPPL	0	0	150	0
530-2825	SAFETY EQUIPMENT	1,739	3,905	2,000	1,500
530-3005	ELECTRIC CHARGES	14,210	14,436	14,500	15,000
530-3010	GAS CHARGES	4,408	4,441	4,500	6,300
530-3015	TELEPHONE CHARGES	7,563	7,816	7,200	6,000
530-3020	WATER CHARGES	917	985	1,000	1,000
530-3030	WASTEWATER CHARGES	1,617	1,730	1,700	1,800
530-3035	SANITATION CHARGES	390	361	390	350
530-3115	FUEL,OIL,& DIESEL	68,536	92,210	80,000	100,000
530-3125	PEST CONTROL	540	600	600	600
530-3205	POSTAGE	439	402	550	200
530-4105	PROPERTY REPAIRS & MAINT	1,796	2,317	5,000	3,000

ADOPTED BUDGET EXPENDITURES
FOR FISCAL YEAR 2023

ACCOUNT	ACCOUNT DESCRIPTION	FY 2020 ACTUAL EXPENSES	FY 2021 ACTUAL EXPENSES	FY 2022 ADJ BUDGET EXPENSES	FY 2023 ADOPTED EXPENSES
FUND 140	TRANSPORTATION SALES TAX				
DEPT 50	PUBLIC TRANSPORTATION				
DIV 02	PARATRANSIT SYSTEM				
530-4120	BUILDING REPAIRS	700	785	5,000	6,000
530-4210	CENTRAL GARAGE REPAIRS	33,327	14,276	35,000	5,000
530-4215	OTHER VEHICLE REPAIRS	67,286	68,321	76,586	70,000
530-4220	VEHICLE CLEANING	60	0	250	250
530-5115	TEMPORARY EMPLOYEE SERVIC	0	0	0	0
530-5265	MAINTENANCE CONTRACTS/AGR	24,190	24,915	35,000	25,000
530-6005	TRAVEL EXPENSES	0	0	1,000	1,500
530-6010	CONFERENCES & SEMINARS	0	0	400	750
530-6105	DUES & MEMBERSHIPS	2,830	2,815	2,830	2,815
*	OPERATIONAL SUPPLIES	237,115	246,126	280,906	253,315
530-7005	PRINTING SERVICES	3,891	10,944	4,000	4,000
530-7010	COPY SERVICES	1,737	1,671	1,700	1,750
530-7020	LEGAL NOTICES	263	0	150	500
530-7030	FEES & PERMITS	15	0	50	0
530-7105	CASH OVER & SHORT	109	69	0	0
530-7131	MERCHANT CARD SERVICE FEE	326	518	250	1,100
530-7305	LIABILITY INSURANCE	60,104	45,508	38,030	46,472
539-7030	FEES & PERMITS	0	0	0	0
*	OTHER PURCHASES/SERVICES	66,445	58,710	44,180	53,822
530-8005	BUILDING ACQUISITIONS	0	0	0	0
530-8015	FACILITY IMPROVEMENTS	14,777	5,485	0	12,000
530-8105	LAND ACQUISITIONS	0	0	0	0
530-8210	MOTOR VEHICLES	1,000-	298,324	241,000	385,000
530-8220	OPERATING EQUIPMENT	0	0	0	8,000
530-8315	COMPUTER EQUIPMENT	5,750	0	0	125,000
*	CAPITAL OUTLAY & IMPROVE	19,527	303,809	241,000	530,000
530-9997	EMERG COMMUNICATION SERV	21,008	21,008	21,008	21,008
*	OTHER FINANCING USES	21,008	21,008	21,008	21,008
**	PARATRANSIT SYSTEM	1,269,144	1,580,755	1,689,375	1,993,081

ADOPTED BUDGET EXPENDITURES
FOR FISCAL YEAR 2023

ACCOUNT	ACCOUNT DESCRIPTION	FY 2020 ACTUAL EXPENSES	FY 2021 ACTUAL EXPENSES	FY 2022 ADJ BUDGET EXPENSES	FY 2023 ADOPTED EXPENSES
FUND 140 TRANSPORTATION SALES TAX					
DEPT 50 PUBLIC TRANSPORTATION					
DIV 03 CAB ASSISTANCE PROGRAM					
530-7425	TAXI-COUPON PROGRAM	88,657	68,903	80,000	50,000
*	OTHER PURCHASES/SERVICES	88,657	68,903	80,000	50,000
**	CAB ASSISTANCE PROGRAM	88,657	68,903	80,000	50,000
***	PUBLIC TRANSPORTATION	1,357,801	1,649,658	1,769,375	2,043,081

ADOPTED BUDGET EXPENDITURES
FOR FISCAL YEAR 2023

ACCOUNT	ACCOUNT DESCRIPTION	FY 2020 ACTUAL EXPENSES	FY 2021 ACTUAL EXPENSES	FY 2022 ADJ BUDGET EXPENSES	FY 2023 ADOPTED EXPENSES
FUND 140	TRANSPORTATION SALES TAX				
DEPT 90	TRANSFERS				
DIV 03	TRANSFERS				
530-9001	TRANSFER TO GENERAL FUND	1,148,879	1,303,984	1,300,251	1,368,262
530-9012	SOLID WASTE MGMT SUBSIDY	0	0	0	0
530-9014	CAPITAL IMPROVE TAX SUBS	0	0	0	0
530-9030	INFRASTRUCTURE SUBSIDY	0	0	0	3,000,000
530-9040	AIRPORT FUND	1,325,000	850,000	650,000	650,000
530-9050	COMMUNITY DEVELOPMENT	165,000	165,000	130,000	0
530-9805	TIF TAX PAYMENT	236,405	247,627	225,000	125,000
*	OTHER FINANCING USES	2,875,284	2,566,611	2,305,251	5,143,262
**	TRANSFERS	2,875,284	2,566,611	2,305,251	5,143,262
***	TRANSFERS	2,875,284	2,566,611	2,305,251	5,143,262
****	TRANSPORTATION SALES TAX	10,297,268	10,427,309	11,841,773	14,651,549


CITY OF JOPLIN
STATE OF MISSOURI

Transportation Sales Tax

2022-2023 Department Staffing

Division	FTE	Position
Street Maintenance	1.00	Infrastructure Superintendent
	1.00	Infrastructure Maintenance Supervisor
	0.30	Assistant Director of Public Works/Operations
	3.00	Heavy Equipment Operator
	8.00	Equipment Operator
	6.00	Laborer II
	1.00	Accounting Specialist (2 Positions)
	0.45	Custodian
Street Cleaning	4.00	Equipment Operator
Traffic Control	1.00	Traffic Signal Technician
	2.00	Traffic Markings & Sign Technician
	1.00	Laborer I
Public Transportation	1.00	Transportation Coordinator
	3.00	Transit Dispatcher
	1.00	Transit Driver Supervisor
	6.00	Transit Driver III
	5.00	Transit Driver II
	6.00	Transit Driver I
	0.45	Custodian
	51.20	**Total Full-Time FTE**

Division	P/T	Position
Street Maintenance	8.00	Laborer (11 Positions)
	8.00	**Total Part-Time FTE**
	59.20	**Total FTE**

Transportation Sales Tax

Capital Expenditures

Division		
Street Maintenance	Replacement 3/4-Ton 10-Wheeler Dump Truck	$ 250,000
	Replacement 20-Ton Flat Bed Trailer	40,000
	Replace Tractor with Long Arm Mower	230,000
	Street Maintenance	150,000
	Neighborhood Improvement	500,000
	Street Projects (Overlay)	1,000,000
Traffic Control	Paint Grinder	22,000
Traffic Signal Maintenance	Replacement Traffic Signal Controller (10)	35,000
	Replacement Traffic Signal Control Box (3)	25,000
Paratransit System	Carpet Replacement	12,000
	Replacement 22' MAPS Vehicle (2)	250,000
	Replacement Trolley Vehicle	135,000
	CDL Training Program	8,000
	Ride Scheduling/Dispatch Software	125,000
		$ 2,782,000


CITY OF JOPLIN
STATE OF MISSOURI
ADOPTED 1917

Capital Improvement Sales Tax


CITY OF JOPLIN
STATE OF MISSOURI

Capital Improvement Sales Tax

Fund Balance Projection

	FY 2021 Actuals	FY 2022 Adjusted Budget	FY 2022 Estimated Actuals	FY 2023 Adopted Budget
REVENUES				
Taxes	$ 6,459,219	$ 5,785,500	$ 6,731,250	$ 6,900,750
Other Income & Donations	-	-	21,161	-
Federal Grants	4,289	-	-	-
Local Grants	276,727	1,200,000	1,200,000	1,200,000
TOTAL REVENUES	**$ 6,740,235**	**$ 6,985,500**	**$ 7,952,411**	**$ 8,100,750**
EXPENDITURES				
Capital Improvement Projects	$ 4,568,908	$ 34,614,307	$ 9,040,153	$ 25,003,923
TOTAL EXPENDITURES	**$ 4,568,908**	**$ 34,614,307**	**$ 9,040,153**	**$ 25,003,923**
EXCESS REVENUES OVER (UNDER) EXPENDITURES	**$ 2,171,327**	**$ (27,628,807)**	**$ (1,087,742)**	**$ (16,903,173)**
OTHER FINANCING SOURCES (USES)				
Transfers In	$ -	$ -	$ -	$ -
Transfers Out	(475,654)	(538,853)	(506,853)	(421,057)
TOTAL OTHER FINANCING SOURCES (USES)	**$ (475,654)**	**$ (538,853)**	**$ (506,853)**	**$ (421,057)**
NET CHANGE IN FUND BALANCE	**$ 1,695,673**	**$ (28,167,660)**	**$ (1,594,595)**	**$ (17,324,230)**
FUND BALANCE, BEGINNING OF YEAR	**$ 19,513,740**	**$ 21,209,413**	**$ 21,209,413**	**$ 19,614,818**
FUND BALANCE, END OF YEAR	**$ 21,209,413**	**$ (6,958,247)**	**$ 19,614,818**	**$ 2,290,588**
FUND BALANCE SUMMARY:				
Reserved Fund Balance	$ -	$ -	$ -	$ -
Unrestricted Fund Balance	21,209,413	(6,958,247)	19,614,818	2,290,588
TOTAL FUND BALANCE SUMMARY	**$ 21,209,413**	**$ (6,958,247)**	**$ 19,614,818**	**$ 2,290,588**

ADOPTED BUDGET REVENUES
FOR FISCAL YEAR 2023

ACCOUNT	ACCOUNT DESCRIPTION	FY 2020 ACTUAL REVENUE	FY 2021 ACTUAL REVENUE	FY 2022 ADJ BUDGET REVENUE	FY 2023 ADOPTED REVENUE
FUND 145	CAPITAL IMPROVE SALES TAX				
400-0308	CAPITAL IMPROVE SALES TAX	5,696,743	6,459,219	5,785,500	6,540,750
400-0324	CAPITAL IMPROVE USE TAX	0	0	0	360,000
*	TAXES	5,696,743	6,459,219	5,785,500	6,900,750
450-0103	INVESTMENTS	0	0	0	0
450-0204	GAIN/LOSS ON INVESTMENTS	0	0	0	0
450-0405	SALE OF REAL PROPERTY	0	0	0	0
450-0604	INSURANCE CLAIM SETTLEMNT	0	0	0	0
450-0611	OTHER INCOME	0	0	0	0
*	OTHER INCOME/DONATIONS	0	0	0	0
460-0203	TRANSPORTATION FUND	0	0	0	0
*	TRANSFERS/SUBSIDIES	0	0	0	0
470-0205	FEDERAL TRANS-MODOT	0	0	0	0
470-0211	TIGER II GRANT	0	0	0	0
470-0402	STP URBAN AGREEMENT	0	0	0	0
470-1501	CARES GRANT	0	4,289	0	0
*	FEDERAL GRANTS	0	4,289	0	0
490-0209	LOCAL GOVT PARTICIPATING	200,000	276,727	1,200,000	1,200,000
*	LOCAL GRANTS	200,000	276,727	1,200,000	1,200,000
**	CAPITAL IMPROVE SALES TAX	5,896,743	6,740,235	6,985,500	8,100,750

ADOPTED BUDGET EXPENDITURES
FOR FISCAL YEAR 2023

ACCOUNT	ACCOUNT DESCRIPTION	FY 2020 ACTUAL EXPENSES	FY 2021 ACTUAL EXPENSES	FY 2022 ADJ BUDGET EXPENSES	FY 2023 ADOPTED EXPENSES
FUND 145	CAPITAL IMPROVE SALES TAX				
DEPT 45	PUBLIC WORKS				
DIV 65	CAPITAL IMPROVE PROJECTS				
520-1010	REGULAR-FT	37,485	54,890	101,509	106,151
520-1020	OVERTIME-FT	0	0	0	0
520-1110	REGULAR-PT	0	0	0	0
520-1505	HOLIDAY PAY	3,138	3,454	0	0
520-1510	LONGEVITY PAY	826	1,342	1,807	1,887
520-1520	VACATION PAY	2,068	4,034	0	0
520-1530	STANDBY PAY	231	0	0	0
520-1535	AUTO ALLOWANCE	0	0	0	0
520-1540	COMPENSATION TIME PAY	1,738	2,196	0	0
520-1565	SICK PAY	2,332	4,158	0	0
520-1570	FLOATING HOLIDAY PAY	700	768	0	0
520-1595	CELL PHONE ALLOWANCE	620	736	758	758
520-1605	HEALTH INSURANCE	11,679	17,079	17,858	19,338
520-1610	WORKER'S COMPENSATION	1,406	2,290	2,382	2,484
520-1615	FICA EXPENSE	5,055	6,903	7,155	7,648
520-1625	LAGERS RETIREMENT EXPENSE	8,847	12,597	13,842	14,143
520-1635	DEFERRED COMP EXPENSE	878	1,388	1,504	1,504
520-1640	LIFE INSURANCE EXPENSE	164	205	218	227
520-1645	DENTAL INSURANCE	450	462	436	436
520-1650	DISABILITY INSURANCE-REG	218	211	221	230
520-1755	STAFF HEALTH CLUB REIMB	0	0	0	0
*	PERSONNEL SERVICES	77,835	112,713	147,690	154,806
520-5010	CONSULTING FEES	0	98	370,000	0
520-6005	TRAVEL EXPENSES	0	0	600	600
520-6010	CONFERENCES & SEMINARS	0	0	1,000	1,000
520-6105	DUES & MEMBERSHIPS	0	0	0	200
*	OPERATIONAL SUPPLIES	0	98	371,600	1,800
520-7020	LEGAL NOTICES	0	0	0	0
520-7030	FEES & PERMITS	0	0	0	0
520-7305	LIABILITY INSURANCE	2,715	2,257	1,855	2,317
*	OTHER PURCHASES/SERVICES	2,715	2,257	1,855	2,317
520-8105	LAND ACQUISITIONS	79,715	1,039,332	1,145,000	970,000
520-8315	COMPUTER EQUIPMENT	0	0	0	0
520-8635	SIDEWALK PROJECTS	200	46,317	165,183	150,000
520-8650	STREET PROJECTS	3,556,281	3,268,149	29,576,734	18,625,000
520-8655	BRIDGE PROJECTS	87,371	40,337	2,630,737	4,000,000
520-8660	TRAFFIC SIGNAL PROJECTS	0	59,705	575,508	1,100,000
520-8665	STORM WATER PROJECTS	92	0	0	0

ADOPTED BUDGET EXPENDITURES
FOR FISCAL YEAR 2023

ACCOUNT	ACCOUNT DESCRIPTION	FY 2020 ACTUAL EXPENSES	FY 2021 ACTUAL EXPENSES	FY 2022 ADJ BUDGET EXPENSES	FY 2023 ADOPTED EXPENSES
FUND 145 CAPITAL IMPROVE SALES TAX					
DEPT 45 PUBLIC WORKS					
DIV 65 CAPITAL IMPROVE PROJECTS					
*	CAPITAL OUTLAY & IMPROVE	3,723,659	4,453,840	34,093,162	24,845,000
520-9699	ENGINEERING FEE TRANSFER	290,964	224,647	300,000	250,000
520-9999	TRANSFER TO GENERAL FUND	63,325	68,545	73,853	79,557
*	OTHER FINANCING USES	354,289	293,192	373,853	329,557
**	CAPITAL IMPROVE PROJECTS	4,158,498	4,862,100	34,988,160	25,333,480
***	PUBLIC WORKS	4,158,498	4,862,100	34,988,160	25,333,480

ADOPTED BUDGET EXPENDITURES
FOR FISCAL YEAR 2023

ACCOUNT	ACCOUNT DESCRIPTION	FY 2020 ACTUAL EXPENSES	FY 2021 ACTUAL EXPENSES	FY 2022 ADJ BUDGET EXPENSES	FY 2023 ADOPTED EXPENSES
FUND 145 CAPITAL IMPROVE SALES TAX					
DEPT 90 TRANSFERS					
DIV 03 TRANSFERS					
520-9805	TIF TAX PAYMENT	174,193	182,462	165,000	91,500
*	OTHER FINANCING USES	174,193	182,462	165,000	91,500
**	TRANSFERS	174,193	182,462	165,000	91,500
***	TRANSFERS	174,193	182,462	165,000	91,500
****	CAPITAL IMPROVE SALES TAX	4,332,691	5,044,562	35,153,160	25,424,980


CITY OF JOPLIN
STATE OF MISSOURI

Capital Improvement Sales Tax

2022-2023 Department Staffing

Division	FTE	Position
Capital Improvement Projects	1.00	Capital Improvement Project Manager
	0.75	Construction Inspector
	1.75	**Total Full-Time FTE**

Capital Expenditures

Division		
Capital Improvement Projects	TC0608 - Zora - Rangeline to MO 249 (ROW)	$ 250,000
	TC0611 - 20th Street - Schifferdecker to Country Club Road (ROW)	720,000
	TC0603 - Neighborhood Transportation Improvements (Sidewalk Construction)	150,000
	TC0601- 32nd Street - Schifferdecker to Country Club Road (Construction)	3,250,000
	TC0602 - 32nd Street - Country Club to Central City Road (Construction)	3,250,000
	TC0604 - Street Surface Repair	675,000
	TC0606 - Connecticut - 32nd to 44th (Construction)	5,100,000
	TC0608 - Zora - Rangeline to MO 249 (Construction)	5,850,000
	TC0612 - 20th Street - Schifferdecker to Country Club Road (Design)	500,000
	TC0610 - 6th Street & Virginia Parking Garage Modifications (Construction)	4,000,000
	TC0516 - Existing Traffic Signal Upgrades - 4th & Murphy (Design)	400,000
	TC0605 - Intersection Improvements - 4th & Murphy Intersection	700,000
		$ 24,845,000


CITY OF JOPLIN
STATE OF MISSOURI

Community Planning


CITY OF JOPLIN
STATE OF MISSOURI
ZINC IS KING
ADMITTED 1917

Community Planning

Fund Balance Projection

	FY 2021 Actuals	FY 2022 Adjusted Budget	FY 2022 Estimated Actuals	FY 2023 Adopted Budget
REVENUES				
Licenses & Permits	$ 24,461	$ 26,300	$ 24,300	$ 24,300
Service Charges & User Fees	22,425	17,450	19,200	19,200
Charges & Assessments	94,679	35,000	65,000	50,000
Other Income & Donations	9,581	-	-	-
Federal Grants	372,936	1,876,795	2,438,365	2,868,178
State Grants	387,040	177,827	168,971	457,800
TOTAL REVENUES	**$ 911,122**	**$ 2,133,372**	**$ 2,715,836**	**$ 3,419,478**
EXPENDITURES				
Community Planning Administration	$ 97,499	$ 159,871	$ 157,951	$ 165,412
CDBG Projects	136,358	234,250	371,600	263,200
Historic Preservation	5,963	41,860	22,773	42,310
Planning & Zoning	147,171	138,189	137,039	136,524
CDBG-DR Special Allocation	(55,530)	324,333	224,333	605,705
CDBG-DR II Special Allocation	94,596	-	2,843	-
Cares CDBG Grant	364	354,054	21,793	508,499
Home Consortium	754,122	779,287	778,301	824,162
Home - ARPA	-	25,000	26,200	501,200
State Grants	381,717	198,534	199,026	548,500
TOTAL EXPENDITURES	**$ 1,562,260**	**$ 2,255,378**	**$ 1,941,859**	**$ 3,595,512**
EXCESS REVENUES OVER (UNDER) EXPENDITURE	**$ (651,138)**	**$ (122,006)**	**$ 773,977**	**$ (176,034)**
OTHER FINANCING SOURCES (USES)				
Transfers In	$ 165,000	$ 130,000	$ 130,000	$ -
Transfers Out	(7,227)	(9,012)	(9,012)	(13,729)
TOTAL OTHER FINANCING SOURCES (USES)	**$ 157,773**	**$ 120,988**	**$ 120,988**	**$ (13,729)**
NET CHANGE IN FUND BALANCE	**$ (493,365)**	**$ (1,018)**	**$ 894,965**	**$ (189,763)**
FUND BALANCE, BEGINNING OF YEAR	**$ 108,790**	**$ (384,575)**	**$ (384,575)**	**$ 510,390**
FUND BALANCE, END OF YEAR	**$ (384,575)**	**$ (385,593)**	**$ 510,390**	**$ 320,627**
FUND BALANCE SUMMARY:				
Reserved Fund Balance	$ -	$ -	$ -	$ -
Unrestricted Fund Balance*	(384,575)	(385,593)	510,390	320,627
TOTAL FUND BALANCE SUMMARY	**$ (384,575)**	**$ (385,593)**	**$ 510,390**	**$ 320,627**

*Fund Balance is negative due to the timing of grant reimbursements, which is reflected on the balance sheet as deferred grant revenue.

ADOPTED BUDGET REVENUES
FOR FISCAL YEAR 2023

ACCOUNT	ACCOUNT DESCRIPTION	FY 2020 ACTUAL REVENUE	FY 2021 ACTUAL REVENUE	FY 2022 ADJ BUDGET REVENUE	FY 2023 ADOPTED REVENUE
FUND 150	COMMUNITY PLANNING				
410-0306	SIGN PERMIT FEES	23,011	20,061	23,000	21,000
410-0402	SPECIAL USE PERMIT RENEW	4,150	4,400	3,300	3,300
*	LICENSES & PERMITS	27,161	24,461	26,300	24,300
430-1501	BOARD OF ADJUSTMENT FEE	3,250	5,500	2,750	4,400
430-1502	LOT SPLIT FEE	425	225	500	500
430-1503	REZONING APPLICATION FEE	9,650	12,100	10,000	10,000
430-1504	SUBDIVISION FILING FEE	600	2,950	1,000	1,000
430-1505	STREET/EASEMENT VAC FEE	2,600	2,200	2,100	2,200
430-1506	SITE PLAN/DEVELOPMENT REV	295-	550-	1,100	1,100
*	SERVICE CHARGES/USER FEES	16,230	22,425	17,450	19,200
440-0506	STORM WATER DETENTION FEE	25,336	94,679	35,000	50,000
*	CHARGES & ASSESSMENTS	25,336	94,679	35,000	50,000
450-0401	CITY RESALE PROCEEDS	0	0	0	0
450-0405	SALE OF REAL PROPERTY	0	9,500	0	0
450-0611	OTHER INCOME	27	81	0	0
*	OTHER INCOME/DONATIONS	27	9,581	0	0
460-0203	TRANSPORTATION FUND	165,000	165,000	130,000	0
*	TRANSFERS/SUBSIDIES	165,000	165,000	130,000	0
470-0618	CDBG GRANT-2008	0	0	0	0
470-0620	CDBG GRANT-2010	0	0	0	0
470-0621	CDBG GRANT-2011	0	0	0	0
470-0622	CDBG GRANT-2012	0	0	0	0
470-0623	CDBG GRANT-2013	0	0	0	0
470-0624	CDBG GRANT-2014	230-	0	0	0
470-0625	CDBG GRANT-2015	0	0	0	0
470-0626	CDBG GRANT-2016	958	414	0	0
470-0627	CDBG GRANT-2017	87	0	0	0
470-0628	CDBG GRANT-2018	97,193	0	0	0
470-0629	CDBG GRANT-2019	86,277	59,509	244,121	0
470-0630	CDBG-R-STIMULUS 2009	0	0	0	0
470-0631	CDBG-SPECIAL HABITAT ALLC	0	0	0	0
470-0632	2012 CDBG SPECIAL FED ALL	2,732,896	35,467-	324,333	605,705
470-0633	2013 CDBG-DR SPECIAL ALLO	510,457	98,098	0	0
470-0634	CARES CDBG	55,000	364	354,054	508,499
470-0640	EDA GRANT	0	0	0	0
470-0645	STATE ALLOCATION GRANT	0	0	0	0

ADOPTED BUDGET REVENUES
FOR FISCAL YEAR 2023

ACCOUNT	ACCOUNT DESCRIPTION	FY 2020 ACTUAL REVENUE	FY 2021 ACTUAL REVENUE	FY 2022 ADJ BUDGET REVENUE	FY 2023 ADOPTED REVENUE
FUND 150	COMMUNITY PLANNING				
470-0655	NEIGHBORHOOD STABILIZAT	0	0	0	0
470-0660	CDBG GRANT-2020	0	75,365	150,000	200,000
470-0661	CDBG GRANT-2021	0	0	0	228,612
470-0690	HOME CONSORTIUM-2007	0	0	0	0
470-0691	HOME CONSORTIUM-2008	0	0	0	0
470-0692	HOME CONSORTIUM-2009	0	0	0	0
470-0693	HOME CONSORTIUM-2010	0	0	0	0
470-0694	HOME CONSORTIUM-2011	0	0	0	0
470-0695	HOME CONSORTIUM-2012	0	0	0	0
470-0696	HOME CONSORTIUM-2013	0	0	0	0
470-0697	HOME CONSORTIUM-2014	18,000	0	0	0
470-0698	HOME CONSORTIUM-2015	50,808	10,603	0	0
470-0699	HOME CONSORTIUM-2016	191,280	0	0	0
470-0704	HOME-ARP GRANT	0	0	25,000	501,200
470-0717	HOME CONSORTIUM-2017	8,933	153	0	0
470-0718	HOME CONSORTIUM-2018	34,841	102,322	0	0
470-0719	HOME CONSORTIUM-2019	44,069	25,433	401,454	302,286
470-0720	HOME CONSORTIUM-2020	10,002	17,755	377,833	521,876
470-0721	HOME CONSORTIUM-2021	0	0	0	0
470-1501	CARES GRANT	4,684	18,387	0	0
*	FEDERAL GRANTS	3,845,255	372,936	1,876,795	2,868,178
480-1101	METRO PLANNING GRANT	268,495	383,806	158,827	438,800
480-1103	STATE HISTORIC PRESERVAT	13,800	3,234	19,000	19,000
*	STATE GRANTS	282,295	387,040	177,827	457,800
**	COMMUNITY PLANNING	4,361,304	1,076,122	2,263,372	3,419,478

ADOPTED BUDGET EXPENDITURES
FOR FISCAL YEAR 2023

ACCOUNT	ACCOUNT DESCRIPTION	FY 2020 ACTUAL EXPENSES	FY 2021 ACTUAL EXPENSES	FY 2022 ADJ BUDGET EXPENSES	FY 2023 ADOPTED EXPENSES
FUND 150	COMMUNITY PLANNING				
DEPT 15					
DIV 01	ADMINISTRATION				
570-1010	REGULAR-FT	57,014	48,081	103,439	108,715
570-1020	OVERTIME-FT	12	6	0	0
570-1505	HOLIDAY PAY	3,289	3,123	0	0
570-1510	LONGEVITY PAY	1,300	1,103	1,897	2,077
570-1520	VACATION PAY	3,329	4,515	0	0
570-1535	AUTO ALLOWANCE	766	1,125	1,986	1,986
570-1540	COMPENSATION TIME PAY	2,696	866	0	0
570-1565	SICK PAY	1,590	2,940	0	0
570-1570	FLOATING HOLIDAY PAY	770	779	0	0
570-1575	CITIZENSHIP LEAVE PAY	0	0	0	0
570-1595	CELL PHONE ALLOWANCE	117	89	376	376
570-1605	HEALTH INSURANCE	14,329	8,798	12,621	13,667
570-1610	WORKER'S COMPENSATION	124	177	291	294
570-1615	FICA EXPENSE	5,667	5,143	7,778	7,933
570-1625	LAGERS RETIREMENT EXPENSE	9,601	8,667	14,324	14,710
570-1635	DEFERRED COMP EXPENSE	1,825	1,371	2,407	903
570-1640	LIFE INSURANCE EXPENSE	164	129	205	206
570-1645	DENTAL INSURANCE	144	180	236	236
570-1650	DISABILITY INSURANCE-REG	242	148	225	237
570-1755	STAFF HEALTH CLUB REIMB	0	0	0	0
*	PERSONNEL SERVICES	102,979	87,240	145,785	151,340
570-2120	GENERAL OFFICE SUPPLIES	178	0	200	200
570-2130	SMALL OFFICE FURNISHINGS	0	200	0	0
570-2855	FACILITY RENT ALLOCATION	4,480	4,107	4,480	4,480
570-3015	TELEPHONE CHARGES	121	86	125	100
570-3035	SANITATION CHARGES	0	0	0	0
570-3115	FUEL,OIL,& DIESEL	125	0	150	0
570-3205	POSTAGE	213	112	200	400
570-3210	FREIGHT & DELIVERY	0	0	0	0
570-4210	CENTRAL GARAGE REPAIRS	671	35	500	500
570-6005	TRAVEL EXPENSES	0	0	1,500	1,500
570-6010	CONFERENCES & SEMINARS	221	60	500	500
570-6105	DUES & MEMBERSHIPS	19	120	120	200
570-6110	PUBLICATIONS & SUBSCRIPT	54	0	55	30
*	OPERATIONAL SUPPLIES	6,082	4,720	7,830	7,910
570-7010	COPY SERVICES	2,938	2,317	2,700	2,400
570-7020	LEGAL NOTICES	1,353	2,086	2,500	2,500
570-7305	LIABILITY INSURANCE	1,801	1,136	1,056	1,262
*	OTHER PURCHASES/SERVICES	6,092	5,539	6,256	6,162

ADOPTED BUDGET EXPENDITURES
FOR FISCAL YEAR 2023

ACCOUNT	ACCOUNT DESCRIPTION	FY 2020 ACTUAL EXPENSES	FY 2021 ACTUAL EXPENSES	FY 2022 ADJ BUDGET EXPENSES	FY 2023 ADOPTED EXPENSES
FUND 150 COMMUNITY PLANNING					
DEPT 15					
DIV 01 ADMINISTRATION					
570-8315	COMPUTER EQUIPMENT	1,604	0	0	0
*	CAPITAL OUTLAY & IMPROVE	1,604	0	0	0
**	ADMINISTRATION	116,757	97,499	159,871	165,412

ADOPTED BUDGET EXPENDITURES
FOR FISCAL YEAR 2023

ACCOUNT	ACCOUNT DESCRIPTION	FY 2020 ACTUAL EXPENSES	FY 2021 ACTUAL EXPENSES	FY 2022 ADJ BUDGET EXPENSES	FY 2023 ADOPTED EXPENSES
FUND 150	COMMUNITY PLANNING				
DEPT 15					
DIV 02	CDBG PROJECTS				
570-7414	ABANDONED HOUSING ACT	0	401	10,000	9,700
570-7431	TOOL LIBRARY	773	1,130	1,000	1,000
570-7433	CHILDREN'S HAVEN	0	0	0	0
570-7434	COORDINATED ENTRY PROGRAM	24,549	39,872	50,000	50,000
570-7439	DEMOLITIONS	0	0	0	0
570-7440	INFRASTRUCTURE	0	0	0	0
570-7444	NEIGHBORHOOD CLEAN-UP	0	455	10,000	8,000
570-7445	JOPLIN WORKSHOPS	0	0	0	0
570-7448	COMM HOUSING RESOURCE BD	2,500	2,500	2,500	2,500
570-7452	JOPLIN FAMILY Y	0	0	0	0
570-7459	INDEPENDENT LIVING CTR	0	0	0	0
570-7460	SW MO ARTHRITIS	0	0	0	0
570-7464	ECONOMIC DEVELOPMENT	19,160	0	50,000	100,000
570-7471	LAFAYETTE HOUSE	0	0	0	0
570-7489	AREA AGENCY ON AGING	0	0	0	0
570-7491	HOMELESS COALITION	17,000	17,000	17,000	17,000
570-7495	FACADE PROGRAM-SLUM/BLIGH	0	75,000	93,750	75,000
*	OTHER PURCHASES/SERVICES	63,982	136,358	234,250	263,200
**	CDBG PROJECTS	63,982	136,358	234,250	263,200

ADOPTED BUDGET EXPENDITURES
FOR FISCAL YEAR 2023

ACCOUNT	ACCOUNT DESCRIPTION	FY 2020 ACTUAL EXPENSES	FY 2021 ACTUAL EXPENSES	FY 2022 ADJ BUDGET EXPENSES	FY 2023 ADOPTED EXPENSES
FUND 150	COMMUNITY PLANNING				
DEPT 15					
DIV 03	HISTORIC PRESERVATION				
570-3210	FREIGHT & DELIVERY	0	0	0	0
570-5010	CONSULTING FEES	24,100	5,390	38,000	38,000
570-6005	TRAVEL EXPENSES	0	0	1,500	2,000
570-6010	CONFERENCES & SEMINARS	0	0	1,300	1,500
570-6105	DUES & MEMBERSHIPS	310	310	310	310
570-6110	PUBLICATIONS & SUBSCRIPT	0	0	0	0
*	OPERATIONAL SUPPLIES	24,410	5,700	41,110	41,810
570-7020	LEGAL NOTICES	0	263	750	500
*	OTHER PURCHASES/SERVICES	0	263	750	500
**	HISTORIC PRESERVATION	24,410	5,963	41,860	42,310

ADOPTED BUDGET EXPENDITURES
FOR FISCAL YEAR 2023

ACCOUNT	ACCOUNT DESCRIPTION	FY 2020 ACTUAL EXPENSES	FY 2021 ACTUAL EXPENSES	FY 2022 ADJ BUDGET EXPENSES	FY 2023 ADOPTED EXPENSES
FUND 150	COMMUNITY PLANNING				
DEPT 15					
DIV 05	PLANNING & ZONING				
570-1010	REGULAR-FT	66,165	76,720	70,239	72,599
570-1020	OVERTIME-FT	4	2	0	0
570-1505	HOLIDAY PAY	2,337	2,404	0	0
570-1510	LONGEVITY PAY	1,476	1,649	902	806
570-1520	VACATION PAY	1,318	3,175	0	0
570-1535	AUTO ALLOWANCE	512	1,806	993	993
570-1540	COMPENSATION TIME PAY	969	1,020	0	0
570-1565	SICK PAY	1,302	1,577	0	0
570-1570	FLOATING HOLIDAY PAY	528	533	0	0
570-1595	CELL PHONE ALLOWANCE	138	204	188	188
570-1605	HEALTH INSURANCE	8,459	9,928	9,150	9,909
570-1610	WORKER'S COMPENSATION	121	233	195	194
570-1615	FICA EXPENSE	5,729	6,828	5,333	5,309
570-1625	LAGERS RETIREMENT EXPENSE	9,351	11,439	9,619	9,696
570-1635	DEFERRED COMP EXPENSE	1,906	2,030	1,955	451
570-1640	LIFE INSURANCE EXPENSE	163	175	142	143
570-1645	DENTAL INSURANCE	327	721	688	342
570-1650	DISABILITY INSURANCE-REG	228	191	154	157
570-1755	STAFF HEALTH CLUB REIMB	0	0	0	0
*	PERSONNEL SERVICES	101,033	120,635	99,558	100,787
570-2050	OPERATIONAL SUPPLIES	745	0	2,050	750
570-2120	GENERAL OFFICE SUPPLIES	389	518	400	750
570-2130	SMALL OFFICE FURNISHINGS	0	776	214	625
570-2205	FOOD & BEVERAGE SUPPLIES	0	0	200	200
570-2325	PLATS & MAPS	0	0	0	0
570-2855	FACILITY RENT ALLOCATION	1,120	1,120	1,120	1,120
570-3015	TELEPHONE CHARGES	461	222	450	150
570-3205	POSTAGE	339	135	350	350
570-3210	FREIGHT & DELIVERY	0	35	50	50
570-5010	CONSULTING FEES	18,150	0	7,000	0
570-5040	COUNTY RECORDER FEES	0	188	200	200
570-5265	MAINTENANCE CONTRACTS/AGR	0	0	500	850
570-6005	TRAVEL EXPENSES	0	0	2,000	2,000
570-6010	CONFERENCES & SEMINARS	0	60	2,000	2,000
570-6105	DUES & MEMBERSHIPS	502	287	500	2,450
570-6110	PUBLICATIONS & SUBSCRIPT	96	99	100	100
570-6115	EDUCATIONAL MATERIALS	0	0	500	500
*	OPERATIONAL SUPPLIES	21,802	3,440	17,634	12,095
570-7005	PRINTING SERVICES	0	0	0	0
570-7010	COPY SERVICES	3,750	4,007	4,050	4,000

ADOPTED BUDGET EXPENDITURES
FOR FISCAL YEAR 2023

ACCOUNT	ACCOUNT DESCRIPTION	FY 2020 ACTUAL EXPENSES	FY 2021 ACTUAL EXPENSES	FY 2022 ADJ BUDGET EXPENSES	FY 2023 ADOPTED EXPENSES
FUND 150	COMMUNITY PLANNING				
DEPT 15					
DIV 05	PLANNING & ZONING				
570-7020	LEGAL NOTICES	9,953	11,628	11,000	12,000
570-7030	FEES & PERMITS	138	414	150	400
570-7305	LIABILITY INSURANCE	8,513	7,047	5,797	7,242
*	OTHER PURCHASES/SERVICES	22,354	23,096	20,997	23,642
570-8315	COMPUTER EQUIPMENT	1,604	0	0	0
*	CAPITAL OUTLAY & IMPROVE	1,604	0	0	0
570-9999	TRANSFER TO GENERAL FUND	4,082	7,227	9,012	13,729
*	OTHER FINANCING USES	4,082	7,227	9,012	13,729
**	PLANNING & ZONING	150,875	154,398	147,201	150,253

ADOPTED BUDGET EXPENDITURES
FOR FISCAL YEAR 2023

ACCOUNT	ACCOUNT DESCRIPTION	FY 2020 ACTUAL EXPENSES	FY 2021 ACTUAL EXPENSES	FY 2022 ADJ BUDGET EXPENSES	FY 2023 ADOPTED EXPENSES
FUND 150	COMMUNITY PLANNING				
DEPT 15					
DIV 15	2012 CDBG-DR SPECIAL ALLC				
570-1010	REGULAR-FT	9,618	51,666	104,538	117,918
570-1020	OVERTIME-FT	0	0	0	0
570-1505	HOLIDAY PAY	0	1,376	0	0
570-1510	LONGEVITY PAY	1,150	2,189	1,046	1,698
570-1520	VACATION PAY	0	2,592	0	0
570-1535	AUTO ALLOWANCE	506	1,304	0	0
570-1540	COMPENSATION TIME PAY	0	29	0	0
570-1565	SICK PAY	0	2,592	0	0
570-1570	FLOATING HOLIDAY PAY	0	387	0	0
570-1575	CITIZENSHIP LEAVE PAY	0	235	0	0
570-1595	CELL PHONE ALLOWANCE	102	148	0	0
570-1605	HEALTH INSURANCE	4,715	10,731	11,043	12,301
570-1610	WORKER'S COMPENSATION	79	303	285	311
570-1615	FICA EXPENSE	3,684	8,803	8,295	9,142
570-1625	LAGERS RETIREMENT EXPENSE	6,093	14,554	14,043	15,550
570-1635	DEFERRED COMP EXPENSE	1,059	2,171	2,632	0
570-1640	LIFE INSURANCE EXPENSE	93	194	223	193
570-1645	DENTAL INSURANCE	149	282	177	236
570-1650	DISABILITY INSURANCE-REG	147	240	227	256
570-1755	STAFF HEALTH CLUB REIMB	1	3	0	0
*	PERSONNEL SERVICES	27,396	99,799	142,509	157,605
570-2130	SMALL OFFICE FURNISHINGS	0	727	0	0
570-2855	FACILITY RENT ALLOCATION	0	569	6,824	0
570-3015	TELEPHONE CHARGES	0	0	0	100
570-3210	FREIGHT & DELIVERY	0	0	0	0
570-6005	TRAVEL EXPENSES	0	0	0	0
570-6010	CONFERENCES & SEMINARS	0	0	0	0
570-6105	DUES & MEMBERSHIPS	19	0	0	0
570-6110	PUBLICATIONS & SUBSCRIPT	54	2,097	0	0
*	OPERATIONAL SUPPLIES	73	3,393	6,824	100
570-7005	PRINTING SERVICES	0	0	0	0
570-7010	COPY SERVICES	0	126	0	0
570-7020	LEGAL NOTICES	0	0	0	0
570-7326	CONSULTANT ADMIN COSTS	32,099	11,017	0	0
570-7419	SINGLE FAMILY ASSISTANCE	478,927-	571,003-	0	0
570-7422	SENIOR HOUSING PROJECT	1,827,623	675	0	0
570-7423	SINGLE FAMILY REHABILITAT	0	0	0	0
570-7427	SIDEWALK CONSTRUCTION	0	0	0	0
570-7428	TRAIL CONSTRUCTION	0	0	0	0
570-7430	HOUSING AUTH-TENANT BASED	0	0	0	0

ADOPTED BUDGET EXPENDITURES
FOR FISCAL YEAR 2023

ACCOUNT	ACCOUNT DESCRIPTION	FY 2020 ACTUAL EXPENSES	FY 2021 ACTUAL EXPENSES	FY 2022 ADJ BUDGET EXPENSES	FY 2023 ADOPTED EXPENSES
FUND 150	COMMUNITY PLANNING				
DEPT 15					
DIV 15	2012 CDBG-DR SPECIAL ALLC				
570-7450	HOUSING AUTH-SITE IMPROVE	0	0	0	0
570-7464	ECONOMIC DEVELOPMENT	0	0	0	0
570-7489	AREA AGENCY ON AGING	1,576	0	0	0
570-7508	PLANNING ACTIVITIES	29,501	1,227	0	0
570-7514	SMART CITY	90,168	399,236	175,000	448,000
*	OTHER PURCHASES/SERVICES	1,502,040	158,722-	175,000	448,000
**	2012 CDBG-DR SPECIAL ALLC	1,529,509	55,530-	324,333	605,705

ADOPTED BUDGET EXPENDITURES
FOR FISCAL YEAR 2023

ACCOUNT	ACCOUNT DESCRIPTION	FY 2020 ACTUAL EXPENSES	FY 2021 ACTUAL EXPENSES	FY 2022 ADJ BUDGET EXPENSES	FY 2023 ADOPTED EXPENSES
FUND 150	COMMUNITY PLANNING				
DEPT 15					
DIV 18	CDBG-DR II ALLOCATION				
570-1010	REGULAR-FT	60,144	29,626	0	0
570-1505	HOLIDAY PAY	4,021	2,729	0	0
570-1510	LONGEVITY PAY	1,054	396	0	0
570-1520	VACATION PAY	996	1,126	0	0
570-1535	AUTO ALLOWANCE	156	18	0	0
570-1540	COMPENSATION TIME PAY	2,909	1,126	0	0
570-1565	SICK PAY	3,740	324	0	0
570-1570	FLOATING HOLIDAY PAY	789	629	0	0
570-1595	CELL PHONE ALLOWANCE	52	0	0	0
570-1605	HEALTH INSURANCE	8,453	4,063	0	0
570-1610	WORKER'S COMPENSATION	136	93	0	0
570-1615	FICA EXPENSE	6,630	3,123	0	0
570-1625	LAGERS RETIREMENT EXPENSE	10,357	4,434	0	0
570-1635	DEFERRED COMP EXPENSE	2,072	1,003	0	0
570-1640	LIFE INSURANCE EXPENSE	157	73	0	0
570-1645	DENTAL INSURANCE	207	68	0	0
570-1650	DISABILITY INSURANCE-REG	257	91	0	0
570-1755	STAFF HEALTH CLUB REIMB	0	0	0	0
*	PERSONNEL SERVICES	102,130	48,922	0	0
570-2110	COMPUTER SOFTWARE	2,749	0	0	0
570-2120	GENERAL OFFICE SUPPLIES	178	397	0	0
570-2130	SMALL OFFICE FURNISHINGS	0	0	0	0
570-2855	FACILITY RENT ALLOCATION	6,824	6,255	0	0
570-3015	TELEPHONE CHARGES	431	232	0	0
570-5265	MAINTENANCE CONTRACTS/AGR	0	0	0	0
570-6005	TRAVEL EXPENSES	0	0	0	0
570-6010	CONFERENCES & SEMINARS	221	60	0	0
*	OPERATIONAL SUPPLIES	10,403	6,944	0	0
570-7010	COPY SERVICES	1,457	1,407	0	0
570-7020	LEGAL NOTICES	0	0	0	0
570-7326	CONSULTANT ADMIN COSTS	233,772	35,799	0	0
570-7464	ECONOMIC DEVELOPMENT	0	0	0	0
570-7501	MENTAL HEALTH	0	0	0	0
570-7502	JOB TRAINING	4,836	0	0	0
570-7504	CROSSLINES REHABILITATION	0	0	0	0
570-7506	MERCY PARK	0	0	0	0
570-7507	EARLY CHILDHOOD EDUC CTR	9,733	0	0	0
570-7508	PLANNING ACTIVITIES	49,027	1,524	0	0
570-7510	JUVENILE DETENTION COUNS	0	0	0	0
570-7511	OZARK CENTER COUNSELING	0	0	0	0

ADOPTED BUDGET EXPENDITURES
FOR FISCAL YEAR 2023

ACCOUNT	ACCOUNT DESCRIPTION	FY 2020 ACTUAL EXPENSES	FY 2021 ACTUAL EXPENSES	FY 2022 ADJ BUDGET EXPENSES	FY 2023 ADOPTED EXPENSES
FUND 150	COMMUNITY PLANNING				
DEPT 15					
DIV 18	CDBG-DR II ALLOCATION				
570-7512	COMMUNITY CLINIC REHAB	0	0	0	0
570-7514	SMART CITY	0	0	0	0
*	OTHER PURCHASES/SERVICES	298,825	38,730	0	0
570-8315	COMPUTER EQUIPMENT	0	0	0	0
*	CAPITAL OUTLAY & IMPROVE	0	0	0	0
**	CDBG-DR II ALLOCATION	411,358	94,596	0	0

ADOPTED BUDGET EXPENDITURES
FOR FISCAL YEAR 2023

ACCOUNT	ACCOUNT DESCRIPTION	FY 2020 ACTUAL EXPENSES	FY 2021 ACTUAL EXPENSES	FY 2022 ADJ BUDGET EXPENSES	FY 2023 ADOPTED EXPENSES
FUND 150	COMMUNITY PLANNING				
DEPT 15					
DIV 19	CARES CDBG GRANT				
570-1010	REGULAR-FT	0	0	15,097	12,958
570-1505	HOLIDAY PAY	0	0	0	0
570-1510	LONGEVITY PAY	0	0	151	259
570-1520	VACATION PAY	0	0	0	0
570-1565	SICK PAY	0	0	0	0
570-1570	FLOATING HOLIDAY PAY	0	0	0	0
570-1605	HEALTH INSURANCE	0	0	1,578	1,367
570-1610	WORKER'S COMPENSATION	0	0	41	34
570-1615	FICA EXPENSE	0	0	1,198	1,011
570-1625	LAGERS RETIREMENT EXPENSE	0	0	2,028	1,718
570-1635	DEFERRED COMP EXPENSE	0	0	376	0
570-1640	LIFE INSURANCE EXPENSE	0	0	32	28
570-1645	DENTAL INSURANCE	0	0	59	0
570-1650	DISABILITY INSURANCE-REG	0	0	33	28
*	PERSONNEL SERVICES	0	0	20,593	17,403
570-5010	CONSULTING FEES	55,000	0	67,365	0
*	OPERATIONAL SUPPLIES	55,000	0	67,365	0
570-7020	LEGAL NOTICES	0	364	1,200	1,200
570-7411	EDUC & PUBLIC AWARENESS	0	0	0	0
570-7464	ECONOMIC DEVELOPMENT	0	0	0	225,000
570-7516	PUBLIC SERVICE GRANT	0	0	264,896	264,896
*	OTHER PURCHASES/SERVICES	0	364	266,096	491,096
**	CARES CDBG GRANT	55,000	364	354,054	508,499

ADOPTED BUDGET EXPENDITURES
FOR FISCAL YEAR 2023

ACCOUNT	ACCOUNT DESCRIPTION	FY 2020 ACTUAL EXPENSES	FY 2021 ACTUAL EXPENSES	FY 2022 ADJ BUDGET EXPENSES	FY 2023 ADOPTED EXPENSES
FUND 150	COMMUNITY PLANNING				
DEPT 15					
DIV 20	HOME CONSORTIUM				
570-1010	REGULAR-FT	38,254	49,841	38,233	39,561
570-1020	OVERTIME-FT	6	3	0	0
570-1505	HOLIDAY PAY	1,156	1,688	0	0
570-1510	LONGEVITY PAY	786	940	1,202	1,075
570-1520	VACATION PAY	1,621	2,289	0	0
570-1535	AUTO ALLOWANCE	463	1,029	1,324	1,324
570-1540	COMPENSATION TIME PAY	638	324	0	0
570-1565	SICK PAY	616	1,026	0	0
570-1570	FLOATING HOLIDAY PAY	268	289	0	0
570-1595	CELL PHONE ALLOWANCE	77	86	250	250
570-1605	HEALTH INSURANCE	5,700	5,900	3,786	4,100
570-1610	WORKER'S COMPENSATION	61	136	111	110
570-1615	FICA EXPENSE	2,825	3,924	2,754	2,748
570-1625	LAGERS RETIREMENT EXPENSE	4,756	6,465	5,454	5,487
570-1635	DEFERRED COMP EXPENSE	778	1,061	602	602
570-1640	LIFE INSURANCE EXPENSE	77	97	71	68
570-1645	DENTAL INSURANCE	85	132	141	141
570-1650	DISABILITY INSURANCE-REG	116	112	83	86
570-1755	STAFF HEALTH CLUB REIMB	0	0	0	0
*	PERSONNEL SERVICES	58,283	75,342	54,011	55,552
570-2120	GENERAL OFFICE SUPPLIES	0	0	0	0
570-2855	FACILITY RENT ALLOCATION	1,455	1,869	1,496	1,496
570-3015	TELEPHONE CHARGES	86	75	100	100
570-3115	FUEL,OIL,& DIESEL	0	67	0	0
570-3205	POSTAGE	0	9	0	0
570-5010	CONSULTING FEES	0	26,906	0	0
570-6005	TRAVEL EXPENSES	0	0	0	0
570-6010	CONFERENCES & SEMINARS	0	0	0	0
570-6105	DUES & MEMBERSHIPS	0	120	120	125
570-6110	PUBLICATIONS & SUBSCRIPT	0	0	0	0
*	OPERATIONAL SUPPLIES	1,541	29,046	1,716	1,721
570-7010	COPY SERVICES	0	168	0	0
570-7020	LEGAL NOTICES	193	464	250	500
570-7305	LIABILITY INSURANCE	530	469	310	389
570-7401	ESC	27,500	106,430	200,000	250,000
570-7402	CHDO	27,634-	439,960	500,000	500,000
570-7403	HSTCDC	0	0	0	0
570-7404	JAHFH	157,860	102,243	23,000	16,000
*	OTHER PURCHASES/SERVICES	158,449	649,734	723,560	766,889

ADOPTED BUDGET EXPENDITURES
FOR FISCAL YEAR 2023

ACCOUNT	ACCOUNT DESCRIPTION	FY 2020 ACTUAL EXPENSES	FY 2021 ACTUAL EXPENSES	FY 2022 ADJ BUDGET EXPENSES	FY 2023 ADOPTED EXPENSES
FUND 150 COMMUNITY PLANNING					
DEPT 15					
DIV 20 HOME CONSORTIUM					
570-8315	COMPUTER EQUIPMENT	0	0	0	0
*	CAPITAL OUTLAY & IMPROVE	0	0	0	0
**	HOME CONSORTIUM	218,273	754,122	779,287	824,162

ADOPTED BUDGET EXPENDITURES
FOR FISCAL YEAR 2023

ACCOUNT	ACCOUNT DESCRIPTION	FY 2020 ACTUAL EXPENSES	FY 2021 ACTUAL EXPENSES	FY 2022 ADJ BUDGET EXPENSES	FY 2023 ADOPTED EXPENSES
FUND 150	COMMUNITY PLANNING				
DEPT 15					
DIV 21	HOME-ARPA				
570-1010	REGULAR-FT	0	0	25,000	0
570-1020	OVERTIME-FT	0	0	0	0
570-1505	HOLIDAY PAY	0	0	0	0
570-1510	LONGEVITY PAY	0	0	0	0
570-1520	VACATION PAY	0	0	0	0
570-1525	RETIREMENT BENEFIT	0	0	0	0
570-1530	STANDBY PAY	0	0	0	0
570-1535	AUTO ALLOWANCE	0	0	0	0
570-1540	COMPENSATION TIME PAY	0	0	0	0
570-1565	SICK PAY	0	0	0	0
570-1570	FLOATING HOLIDAY PAY	0	0	0	0
570-1595	CELL PHONE ALLOWANCE	0	0	0	0
570-1605	HEALTH INSURANCE	0	0	0	0
570-1610	WORKER'S COMPENSATION	0	0	0	0
570-1615	FICA EXPENSE	0	0	0	0
570-1625	LAGERS RETIREMENT EXPENSE	0	0	0	0
570-1635	DEFERRED COMP EXPENSE	0	0	0	0
570-1640	LIFE INSURANCE EXPENSE	0	0	0	0
570-1645	DENTAL INSURANCE	0	0	0	0
570-1650	DISABILITY INSURANCE-REG	0	0	0	0
*	PERSONNEL SERVICES	0	0	25,000	0
570-7020	LEGAL NOTICES	0	0	0	1,200
570-7441	HOUSING REHABILITATION	0	0	0	500,000
570-7451	EMERGENCY HOUSING REPAIR	0	0	0	0
*	OTHER PURCHASES/SERVICES	0	0	0	501,200
**	HOME-ARPA	0	0	25,000	501,200

ADOPTED BUDGET EXPENDITURES
FOR FISCAL YEAR 2023

ACCOUNT	ACCOUNT DESCRIPTION	FY 2020 ACTUAL EXPENSES	FY 2021 ACTUAL EXPENSES	FY 2022 ADJ BUDGET EXPENSES	FY 2023 ADOPTED EXPENSES
FUND 150	COMMUNITY PLANNING				
DEPT 15					
DIV 91	GRANTS - STATE				
570-1010	REGULAR-FT	125,388	113,117	95,207	90,713
570-1020	OVERTIME-FT	7	4	0	0
570-1505	HOLIDAY PAY	2,729	3,231	0	0
570-1510	LONGEVITY PAY	3,022	3,370	1,977	1,344
570-1520	VACATION PAY	2,462	4,510	0	0
570-1535	AUTO ALLOWANCE	1,129	1,720	1,655	1,655
570-1540	COMPENSATION TIME PAY	1,510	1,741	0	0
570-1565	SICK PAY	770	1,611	0	0
570-1570	FLOATING HOLIDAY PAY	620	717	0	0
570-1575	CITIZENSHIP LEAVE PAY	0	0	0	0
570-1595	CELL PHONE ALLOWANCE	301	171	313	313
570-1605	HEALTH INSURANCE	19,647	16,787	11,043	11,959
570-1610	WORKER'S COMPENSATION	274	387	267	244
570-1615	FICA EXPENSE	10,254	9,573	7,120	6,591
570-1625	LAGERS RETIREMENT EXPENSE	16,083	16,638	13,187	12,223
570-1635	DEFERRED COMP EXPENSE	2,672	2,227	2,256	752
570-1640	LIFE INSURANCE EXPENSE	295	258	189	173
570-1645	DENTAL INSURANCE	1,202	698	413	413
570-1650	DISABILITY INSURANCE-REG	413	281	208	198
570-1755	STAFF HEALTH CLUB REIMB	0	3	0	0
*	PERSONNEL SERVICES	188,778	177,044	133,835	126,578
570-2110	COMPUTER SOFTWARE	292	0	350	875
570-2120	GENERAL OFFICE SUPPLIES	354	204	400	400
570-2130	SMALL OFFICE FURNISHINGS	0	496	300	0
570-2205	FOOD & BEVERAGE SUPPLIES	0	0	0	0
570-2715	GIS PROJECT SUPPLIES	0	0	1,000	1,000
570-2855	FACILITY RENT ALLOCATION	3,609	3,736	3,736	10,560
570-3015	TELEPHONE CHARGES	166	95	200	100
570-3210	FREIGHT & DELIVERY	0	0	0	0
570-5010	CONSULTING FEES	121,690	192,219	50,000	400,000
570-5265	MAINTENANCE CONTRACTS/AGR	0	0	2,400	2,400
570-6005	TRAVEL EXPENSES	599	419	2,000	2,250
570-6010	CONFERENCES & SEMINARS	261	185	1,000	1,250
570-6105	DUES & MEMBERSHIPS	470	1,434	1,100	1,000
570-6110	PUBLICATIONS & SUBSCRIPT	54	0	75	150
*	OPERATIONAL SUPPLIES	127,495	198,788	62,561	419,985
570-7005	PRINTING SERVICES	0	0	0	0
570-7020	LEGAL NOTICES	234	0	250	250
570-7305	LIABILITY INSURANCE	766	458	388	487

ADOPTED BUDGET EXPENDITURES
FOR FISCAL YEAR 2023

ACCOUNT	ACCOUNT DESCRIPTION	FY 2020 ACTUAL EXPENSES	FY 2021 ACTUAL EXPENSES	FY 2022 ADJ BUDGET EXPENSES	FY 2023 ADOPTED EXPENSES
FUND 150 COMMUNITY PLANNING					
DEPT 15					
DIV 91 GRANTS - STATE					
*	OTHER PURCHASES/SERVICES	1,000	458	638	737
570-8220	OPERATING EQUIPMENT	5,750	0	0	0
570-8315	COMPUTER EQUIPMENT	802	5,427	1,500	1,200
*	CAPITAL OUTLAY & IMPROVE	6,552	5,427	1,500	1,200
**	GRANTS - STATE	323,825	381,717	198,534	548,500
***		2,893,989	1,569,487	2,264,390	3,609,241
****	COMMUNITY PLANNING	2,893,989	1,569,487	2,264,390	3,609,241


CITY OF JOPLIN
STATE OF MISSOURI

Community Planning

2022-2023 Department Staffing

Division	FTE	Position
Administration	0.30	Director of Planning, Dev. & Neighborhood Services
	0.30	Asst. Dir. of Planning, Dev. & Neighborhood Services
	1.00	Planner
	0.40	Administrative Assistant
Planning & Zoning	0.15	Director of Planning, Dev. & Neighborhood Services
	0.15	Asst. Dir. of Planning, Dev. & Neighborhood Services
	1.00	Planner
	0.15	Administrative Assistant
Home Consortium	0.20	Director of Planning, Dev. & Neighborhood Services
	0.20	Asst. Dir. of Planning, Dev. & Neighborhood Services
	0.20	Administrative Assistant
2012 CDBG-DR Special Allocation	0.80	CDBG Project Manager
CDBG-DR II Special Allocation	0.50	CDBG Project Manager
Cares CDBG Grant	0.70	CDBG Project Manager
Grants - State	0.25	Director of Planning, Dev. & Neighborhood Services
	0.25	Asst. Dir. of Planning, Dev. & Neighborhood Services
	1.00	Planner
	0.25	Administrative Assistant
	7.80	**Total FTE**

Capital Expenditures

Division		
Grants - State	Replacement Laptop	$ 1,200
		$ 1,200


CITY OF JOPLIN
STATE OF MISSOURI

Economic Development


CITY OF JOPLIN
STATE OF MISSOURI
ADOPTED 1917

Economic Development

Fund Balance Projection

	FY 2021 Actuals	FY 2022 Adjusted Budget	FY 2022 Estimated Actuals	FY 2023 Adopted Budget
REVENUES				
Other Income & Donations	$ 11,764	$ 12,800	$ -	$ -
TOTAL REVENUES	**$ 11,764**	**$ 12,800**	**$ -**	**$ -**
EXPENDITURES				
Economic Development Projects	$ -	$ -	$ -	$ -
TOTAL EXPENDITURES	**$ -**	**$ -**	**$ -**	**$ -**
EXCESS REVENUES OVER (UNDER) EXPENDITURES	**$ 11,764**	**$ 12,800**	**$ -**	**$ -**
OTHER FINANCING SOURCES (USES)				
Transfers In	$ -	$ -	$ -	$ -
Transfers Out	-	-	-	-
TOTAL OTHER FINANCING SOURCES (USES)	$ -	$ -	$ -	$ -
NET CHANGE IN FUND BALANCE	**$ 11,764**	**$ 12,800**	**$ -**	**$ -**
FUND BALANCE, BEGINNING OF YEAR	**$ 3,804,813**	**$ 3,816,577**	**$ 3,816,577**	**$ 3,816,577**
FUND BALANCE, END OF YEAR	**$ 3,816,577**	**$ 3,829,377**	**$ 3,816,577**	**$ 3,816,577**
FUND BALANCE SUMMARY:				
Reserved for Loans Receivable	$ 1,570,620	$ 1,557,820	$ -	$ -
Unrestricted Fund Balance	2,245,957	2,271,557	3,816,577	3,816,577
TOTAL FUND BALANCE SUMMARY	**$ 3,816,577**	**$ 3,829,377**	**$ 3,816,577**	**$ 3,816,577**

ADOPTED BUDGET REVENUES
FOR FISCAL YEAR 2023

ACCOUNT	ACCOUNT DESCRIPTION	FY 2020 ACTUAL REVENUE	FY 2021 ACTUAL REVENUE	FY 2022 ADJ BUDGET REVENUE	FY 2023 ADOPTED REVENUE
FUND 160	ECONOMIC DEVELOPMENT				
450-0103	INVESTMENTS	0	0	0	0
450-0106	LABARGE LOAN INTEREST	0	0	0	0
450-0118	ONSHORE LOAN INTEREST	0	0	0	0
450-0119	ABLE BODY LOAN INTEREST	18,411	11,764	12,800	0
450-0204	GAIN/LOSS ON INVESTMENTS	0	0	0	0
450-0611	OTHER INCOME	0	0	0	0
*	OTHER INCOME/DONATIONS	18,411	11,764	12,800	0
460-0201	GENERAL FUND SUBSIDY	0	0	0	0
*	TRANSFERS/SUBSIDIES	0	0	0	0
**	ECONOMIC DEVELOPMENT	18,411	11,764	12,800	0

ADOPTED BUDGET EXPENDITURES
FOR FISCAL YEAR 2023

ACCOUNT	ACCOUNT DESCRIPTION	FY 2020 ACTUAL EXPENSES	FY 2021 ACTUAL EXPENSES	FY 2022 ADJ BUDGET EXPENSES	FY 2023 ADOPTED EXPENSES
FUND 160 ECONOMIC DEVELOPMENT					
DEPT 05 CITY MANAGER					
DIV 86 ECONOMIC DEV PROJECTS					
500-8685	ECONOMIC DEVELOPMENT	39,297	0	0	0
*	CAPITAL OUTLAY & IMPROVE	39,297	0	0	0
**	ECONOMIC DEV PROJECTS	39,297	0	0	0
***	CITY MANAGER	39,297	0	0	0
****	ECONOMIC DEVELOPMENT	39,297	0	0	0


CITY OF JOPLIN
STATE OF MISSOURI

Economic Development

2022-2023 Department Staffing

Capital Expenditures


CITY OF JOPLIN
STATE OF MISSOURI

American Rescue Plan Act


CITY OF JOPLIN
STATE OF MISSOURI

American Rescue Plan Act

Fund Balance Projection

	FY 2021 Actuals	FY 2022 Adjusted Budget	FY 2022 Estimated Actuals	FY 2023 Adopted Budget
REVENUES				
Federal Grants	$ -	$ 6,889,870	$ -	$ -
TOTAL REVENUES	$ -	$ 6,889,870	$ -	$ -
EXPENDITURES				
American Rescue Plan Act	$ -	$ -	$ -	$ -
TOTAL EXPENDITURES	$ -	$ -	$ -	$ -
EXCESS REVENUES OVER (UNDER) EXPENDITURES	$ -	$ 6,889,870	$ -	$ -
OTHER FINANCING SOURCES (USES)				
Transfers In	$ -	$ -	$ -	$ -
Transfers Out	-	-	-	-
TOTAL OTHER FINANCING SOURCES (USES)	$ -	$ -	$ -	$ -
NET CHANGE IN FUND BALANCE	$ -	$ 6,889,870	$ -	$ -
FUND BALANCE, BEGINNING OF YEAR	$ -	$ -	$ -	$ -
FUND BALANCE, END OF YEAR	$ -	$ 6,889,870	$ -	$ -
FUND BALANCE SUMMARY:				
Reserved Fund Balance	$ -	$ -	$ -	$ -
Unrestricted Fund Balance	-	6,889,870	-	-
TOTAL FUND BALANCE SUMMARY	$ -	$ 6,889,870	$ -	$ -

ADOPTED BUDGET REVENUES
FOR FISCAL YEAR 2023

ACCOUNT	ACCOUNT DESCRIPTION	FY 2020 ACTUAL REVENUE	FY 2021 ACTUAL REVENUE	FY 2022 ADJ BUDGET REVENUE	FY 2023 ADOPTED REVENUE
FUND 175	AMERICAN RESCUE PLAN ACT				
470-1502	AMERICAN RESCUE PLAN	0	0	6,889,870	0
*	FEDERAL GRANTS	0	0	6,889,870	0
**	AMERICAN RESCUE PLAN ACT	0	0	6,889,870	0

American Rescue Plan Act

2022-2023 Department Staffing

Capital Expenditures


CITY OF JOPLIN
STATE OF MISSOURI

Infrastructure Improvements


CITY OF JOPLIN
STATE OF MISSOURI

Infrastructure Improvements

Fund Balance Projection

	FY 2021 Actuals	FY 2022 Adjusted Budget	FY 2022 Estimated Actuals	FY 2023 Adopted Budget
REVENUES				
Other Income & Donations	$ 761,104	$ 1,520,000	$ 1,256,478	$ 20,000
Federal Grants	2,401,877	3,000,000	315,520	6,192,000
State Grants	21,000	10,000	467,443	10,000
Local Grants	-	-	-	-
TOTAL REVENUES	**$ 3,183,981**	**$ 4,530,000**	**$ 2,039,441**	**$ 6,222,000**
EXPENDITURES				
Infrastructure Projects	$ 661,351	$ 4,686,959	$ 2,326,606	$ 8,437,000
TOTAL EXPENDITURES	**$ 661,351**	**$ 4,686,959**	**$ 2,326,606**	**$ 8,437,000**
EXCESS REVENUES OVER (UNDER) EXPENDITURES	**$ 2,522,630**	**$ (156,959)**	**$ (287,165)**	**$ (2,215,000)**
OTHER FINANCING SOURCES (USES)				
Transfers In	$ -	$ -	$ -	$ 3,000,000
Transfers Out	-	-	-	-
TOTAL OTHER FINANCING SOURCES (USES)	**$ -**	**$ -**	**$ -**	**$ 3,000,000**
NET CHANGE IN FUND BALANCE	**$ 2,522,630**	**$ (156,959)**	**$ (287,165)**	**$ 785,000**
FUND BALANCE, BEGINNING OF YEAR	**$ (2,090,426)**	**$ 432,204**	**$ 432,204**	**$ 145,039**
FUND BALANCE, END OF YEAR	**$ 432,204**	**$ 275,245**	**$ 145,039**	**$ 930,039**
FUND BALANCE SUMMARY:				
Reserved Fund Balance	$ -	$ -	$ -	$ -
Unrestricted Fund Balance*	432,204	275,245	145,039	930,039
TOTAL FUND BALANCE SUMMARY	**$ 432,204**	**$ 275,245**	**$ 145,039**	**$ 930,039**

*Fund Balance is negative due to the timing of grant reimbursements, which is reflected on the balance sheet as deferred grant revenue.

ADOPTED BUDGET REVENUES
FOR FISCAL YEAR 2023

ACCOUNT	ACCOUNT DESCRIPTION	FY 2020 ACTUAL REVENUE	FY 2021 ACTUAL REVENUE	FY 2022 ADJ BUDGET REVENUE	FY 2023 ADOPTED REVENUE
FUND 305	INFRASTRUCTURE IMPROVE				
450-0103	INVESTMENTS	0	0	0	0
450-0204	GAIN/LOSS ON INVESTMENTS	0	0	0	0
450-0306	OTHER DONATIONS	0	0	0	0
450-0405	SALE OF REAL PROPERTY	0	0	0	0
450-0508	PROPERTY LEASE INCOME	0	0	0	0
450-0611	OTHER INCOME	546	0	0	0
450-0704	TIF REIMBURSEMENT	0	761,104	1,520,000	20,000
*	OTHER INCOME/DONATIONS	546	761,104	1,520,000	20,000
460-0203	TRANSPORTATION FUND	0	0	0	3,000,000
*	TRANSFERS/SUBSIDIES	0	0	0	3,000,000
470-0205	FEDERAL TRANS-MODOT	0	59,755	0	0
470-0206	DNR RECREATIONAL TRAILS	50,909	184,244	0	0
470-0208	STIMULUS 2009-TRAIL GRANT	0	0	0	0
470-0211	TIGER II GRANT	0	0	0	0
470-0213	DNR TREE GRANT	0	0	0	0
470-0215	STP GRANT	13,441	0	0	0
470-0624	CDBG GRANT-2014	0	0	0	0
470-0625	CDBG GRANT-2015	0	0	0	0
470-0626	CDBG GRANT-2016	136,547	3,078	0	300,000
470-0627	CDBG GRANT-2017	1,175	0	0	0
470-0628	CDBG GRANT-2018	1,122	0	0	0
470-0629	CDBG GRANT-2019	230,285	137,636	0	340,000
470-0632	2012 CDBG SPECIAL FED ALL	2,461,211	137,806	3,000,000	2,552,000
470-0633	2013 CDBG-DR SPECIAL ALLO	2,857,841	1,879,358	0	0
470-0645	STATE ALLOCATION GRANT	0	0	0	0
470-0650	HUD STREETSCAPE II	0	0	0	3,000,000
*	FEDERAL GRANTS	5,752,531	2,401,877	3,000,000	6,192,000
480-0401	METRO PLANNING GRANT	0	0	0	0
480-0407	MODOT PARTICIPATION GRANT	0	0	0	0
480-0804	DNR STORM DRAIN GRANT	0	0	0	0
480-1101	METRO PLANNING GRANT	0	0	0	0
480-1202	CONSERVATION-TRIM GRANT	2,895	21,000	10,000	10,000
*	STATE GRANTS	2,895	21,000	10,000	10,000
490-0209	LOCAL GOVT PARTICIPATING	104,339	0	0	0
*	LOCAL GRANTS	104,339	0	0	0
**	INFRASTRUCTURE IMPROVE	5,860,311	3,183,981	4,530,000	9,222,000

ADOPTED BUDGET EXPENDITURES
FOR FISCAL YEAR 2023

ACCOUNT	ACCOUNT DESCRIPTION	FY 2020 ACTUAL EXPENSES	FY 2021 ACTUAL EXPENSES	FY 2022 ADJ BUDGET EXPENSES	FY 2023 ADOPTED EXPENSES
FUND 305	INFRASTRUCTURE IMPROVE				
DEPT 45	PUBLIC WORKS				
DIV 50	INFRASTRUCTURE PROJECTS				
530-1010	REGULAR-FT	46,561	7,423	0	0
530-1020	OVERTIME-FT	0	0	0	0
530-1505	HOLIDAY PAY	0	0	0	0
530-1510	LONGEVITY PAY	887	218	0	0
530-1520	VACATION PAY	0	0	0	0
530-1535	AUTO ALLOWANCE	408	113	0	0
530-1565	SICK PAY	0	0	0	0
530-1570	FLOATING HOLIDAY PAY	0	0	0	0
530-1595	CELL PHONE ALLOWANCE	175	36	0	0
530-1605	HEALTH INSURANCE	7,542	1,345	0	0
530-1610	WORKER'S COMPENSATION	109	25	0	0
530-1615	FICA EXPENSE	3,358	532	0	0
530-1625	LAGERS RETIREMENT EXPENSE	5,637	996	0	0
530-1635	DEFERRED COMP EXPENSE	979	170	0	0
530-1640	LIFE INSURANCE EXPENSE	101	17	0	0
530-1645	DENTAL INSURANCE	93	14	0	0
530-1650	DISABILITY INSURANCE-REG	136	20	0	0
530-1755	STAFF HEALTH CLUB REIMB	5	3	0	0
*	PERSONNEL SERVICES	65,991	10,912	0	0
530-7514	SMART CITY	0	0	3,000,000	2,552,000
*	OTHER PURCHASES/SERVICES	0	0	3,000,000	2,552,000
530-8005	BUILDING ACQUISITIONS	57,351	133,067	3,500	0
530-8010	BUILDING IMPROVEMENTS	90,326	0	0	0
530-8105	LAND ACQUISITIONS	524,270	5,400	20,000	20,000
530-8120	TREE CITY USA	13,254	25,000	25,000	25,000
530-8505	PARK IMPROVEMENTS	0	0	0	0
530-8635	SIDEWALK PROJECTS	1,851,485	57,864	62,738	0
530-8636	PARK PROJECT	0	0	0	0
530-8637	TRAIL PROJECTS	425,979	20,088	0	0
530-8650	STREET PROJECTS	2,511,524	76,710	1,575,721	0
530-8651	DONATED STREETS	0	0	0	0
530-8655	BRIDGE PROJECTS	0	0	0	0
530-8660	TRAFFIC SIGNAL PROJECTS	264	0	0	0
530-8665	STORM WATER PROJECTS	488,355	328,644	0	340,000
530-8680	SEWER IMPROVEMENTS	0	0	0	0
530-8720	STREETSCAPE PROJECT	27,072	3,666	0	5,500,000
*	CAPITAL OUTLAY & IMPROVE	5,989,880	650,439	1,686,959	5,885,000
530-9699	ENGINEERING FEE TRANSFER	0	0	0	0

ADOPTED BUDGET EXPENDITURES
FOR FISCAL YEAR 2023

ACCOUNT	ACCOUNT DESCRIPTION	FY 2020 ACTUAL EXPENSES	FY 2021 ACTUAL EXPENSES	FY 2022 ADJ BUDGET EXPENSES	FY 2023 ADOPTED EXPENSES
FUND 305 INFRASTRUCTURE IMPROVE					
DEPT 45 PUBLIC WORKS					
DIV 50 INFRASTRUCTURE PROJECTS					
*	OTHER FINANCING USES	0	0	0	0
**	INFRASTRUCTURE PROJECTS	6,055,871	661,351	4,686,959	8,437,000
***	PUBLIC WORKS	6,055,871	661,351	4,686,959	8,437,000
****	INFRASTRUCTURE IMPROVE	6,055,871	661,351	4,686,959	8,437,000

Infrastructure Improvements

2022-2023 Department Staffing

Capital Expenditures

Division		
Land Acquisitions	15th Street Extension (ROW)	$ 20,000
Tree City USA	Tree Inventory	25,000
Stormwater Projects	Replacement Box Culvert - Cox Avenue (CDBG Entitlement)	340,000
Streetscape Projects	Main Street - 8th to 15th Street	5,500,000
		$ 5,885,000


CITY OF JOPLIN
STATE OF MISSOURI

Revolving Public Improvements


CITY OF JOPLIN
STATE OF MISSOURI

Revolving Public Improvements

Fund Balance Projection

	FY 2021 Actuals	FY 2022 Adjusted Budget	FY 2022 Estimated Actuals	FY 2023 Adopted Budget
REVENUES				
Charges & Assessments	$ 49,171	$ 43,000	$ 41,000	$ 41,000
Other Income & Donations	-	-	-	-
TOTAL REVENUES	**$ 49,171**	**$ 43,000**	**$ 41,000**	**$ 41,000**
EXPENDITURES				
Special Assessment Projects	$ 75,262	$ 112,500	$ 113,500	$ 113,500
TOTAL EXPENDITURES	**$ 75,262**	**$ 112,500**	**$ 113,500**	**$ 113,500**
EXCESS REVENUES OVER (UNDER) EXPENDITURES	**$ (26,091)**	**$ (69,500)**	**$ (72,500)**	**$ (72,500)**
OTHER FINANCING SOURCES (USES)				
Transfers In	$ -	$ -	$ -	$ -
Transfers Out	-	-	-	-
TOTAL OTHER FINANCING SOURCES (USES)	$ -	$ -	$ -	$ -
NET CHANGE IN FUND BALANCE	**$ (26,091)**	**$ (69,500)**	**$ (72,500)**	**$ (72,500)**
FUND BALANCE, BEGINNING OF YEAR	**$ 657,842**	**$ 631,751**	**$ 631,751**	**$ 559,251**
FUND BALANCE, END OF YEAR	**$ 631,751**	**$ 562,251**	**$ 559,251**	**$ 486,751**
FUND BALANCE SUMMARY:				
Reserved Fund Balance	$ -	$ -	$ -	$ -
Unrestricted Fund Balance	631,751	562,251	559,251	486,751
TOTAL FUND BALANCE SUMMARY	**$ 631,751**	**$ 562,251**	**$ 559,251**	**$ 486,751**

ADOPTED BUDGET REVENUES
FOR FISCAL YEAR 2023

ACCOUNT	ACCOUNT DESCRIPTION	FY 2020 ACTUAL REVENUE	FY 2021 ACTUAL REVENUE	FY 2022 ADJ BUDGET REVENUE	FY 2023 ADOPTED REVENUE
FUND 310	REVOLVING PUBLIC IMPROVE				
440-0601	SPECIAL TAX ASSESSMENTS	12,614	43,434	35,000	35,000
440-0602	SPECIAL TAX INTEREST	100-	5,737	8,000	6,000
*	CHARGES & ASSESSMENTS	12,514	49,171	43,000	41,000
450-0103	INVESTMENTS	0	0	0	0
450-0204	GAIN/LOSS ON INVESTMENTS	0	0	0	0
450-0611	OTHER INCOME	0	0	0	0
*	OTHER INCOME/DONATIONS	0	0	0	0
460-0213	WORKER'S COMP SUBSIDY	0	0	0	0
*	TRANSFERS/SUBSIDIES	0	0	0	0
**	REVOLVING PUBLIC IMPROVE	12,514	49,171	43,000	41,000

ADOPTED BUDGET EXPENDITURES
FOR FISCAL YEAR 2023

ACCOUNT	ACCOUNT DESCRIPTION	FY 2020 ACTUAL EXPENSES	FY 2021 ACTUAL EXPENSES	FY 2022 ADJ BUDGET EXPENSES	FY 2023 ADOPTED EXPENSES
FUND 310	REVOLVING PUBLIC IMPROVE				
DEPT 45	PUBLIC WORKS				
DIV 60	SPECIAL ASSESSMNT PROJECT				
520-4115	OTHER PROPERTY REPAIRS	89,406	61,190	100,000	100,000
520-5040	COUNTY RECORDER FEES	1,434	969	1,000	1,000
*	OPERATIONAL SUPPLIES	90,840	62,159	101,000	101,000
520-7020	LEGAL NOTICES	3,835	5,703	5,000	5,000
520-7030	FEES & PERMITS	6,200	7,400	6,500	7,500
*	OTHER PURCHASES/SERVICES	10,035	13,103	11,500	12,500
520-8610	INFRASTRUCTURE IMPROVEMNT	0	0	0	0
*	CAPITAL OUTLAY & IMPROVE	0	0	0	0
**	SPECIAL ASSESSMNT PROJECT	100,875	75,262	112,500	113,500
***	PUBLIC WORKS	100,875	75,262	112,500	113,500
****	REVOLVING PUBLIC IMPROVE	100,875	75,262	112,500	113,500


CITY OF JOPLIN
STATE OF MISSOURI

Revolving Public Improvements

2022-2023 Department Staffing

Capital Expenditures


CITY OF JOPLIN
STATE OF MISSOURI

Regional Airport


CITY OF JOPLIN
STATE OF MISSOURI
1917

Regional Airport

Fund Balance Projection

	FY 2021 Actuals	FY 2022 Adjusted Budget	FY 2022 Estimated Actuals	FY 2023 Adopted Budget
REVENUES				
Service Charges & User Fees	$ 791,159	$ 881,967	$ 786,165	$ 787,845
Other Income & Donations	7,242	10,000	16,000	10,000
Federal Grants	11,012,095	1,134,543	3,970,048	1,742,446
State Grants	-	-	-	-
TOTAL REVENUES	**$ 11,810,496**	**$ 2,026,510**	**$ 4,772,213**	**$ 2,540,291**
EXPENSES				
Regional Airport	$ 2,806,735	$ 7,161,442	$ 5,300,920	$ 3,067,729
(Less Fixed Assets)	-	(4,298,334)	(2,494,932)	(310,000)
TOTAL EXPENSES	**$ 2,806,735**	**$ 2,863,108**	**$ 2,805,988**	**$ 2,757,729**
EXCESS REVENUES OVER (UNDER) EXPENSES	**$ 9,003,761**	**$ (836,598)**	**$ 1,966,225**	**$ (217,438)**
OTHER FINANCING SOURCES (USES)				
Transfers In	$ 850,000	$ 650,000	$ 650,000	$ 650,000
Transfers Out	(182,050)	(199,637)	(199,637)	(164,501)
TOTAL OTHER FINANCING SOURCES (USES)	**$ 667,950**	**$ 450,363**	**$ 450,363**	**$ 485,499**
NET CHANGE IN NET ASSETS	**$ 9,671,711**	**$ (386,235)**	**$ 2,416,588**	**$ 268,061**
NET ASSETS, BEGINNING OF YEAR	**$ 38,717,702**	**$ 48,389,413**	**$ 48,389,413**	**$ 50,806,001**
NET ASSETS, END OF YEAR	**$ 48,389,413**	**$ 48,003,178**	**$ 50,806,001**	**$ 51,074,062**
NET ASSETS SUMMARY:				
Invested in Capital Assets	$ 47,509,903	$ 50,298,237	$ 48,509,835	$ 47,324,835
Unrestricted Net Assets	879,510	(2,295,059)	2,296,166	3,749,227
TOTAL NET ASSETS SUMMARY	**$ 48,389,413**	**$ 48,003,178**	**$ 50,806,001**	**$ 51,074,062**

ADOPTED BUDGET REVENUES
FOR FISCAL YEAR 2023

ACCOUNT	ACCOUNT DESCRIPTION	FY 2020 - ACTUAL REVENUE	FY 2021 ACTUAL REVENUE	FY 2022 ADJ BUDGET REVENUE	FY 2023 ADOPTED REVENUE
FUND 405	AIRPORT				
430-1001	AIRLINE OPERATORS	17,058	18,443	21,077	21,075
430-1002	HANGER LEASE	102,893	108,888	105,600	105,000
430-1003	TIE-DOWN FEES	500	615	600	600
430-1004	CAR RENTAL AGENCY FEES	84,750	75,975	86,400	88,200
430-1005	AIRCRAFT STORAGE FEES	2,160	2,160	2,160	2,160
430-1006	AIRPORT ADVERTISING	5,250	0	500	0
430-1007	FIXED BASE OPERATOR	220,230	51,951	56,520	58,200
430-1008	FAA TOWER LEASE	24,972	22,471	22,470	22,470
430-1009	CLASSROOM BLDG/RENT FEE	38,453	41,068	40,000	40,000
430-1010	PORT-A-PORTS FEE	3,360	3,360	3,360	3,360
430-1011	FUEL RESALE CHARGES	33,434	3,005	20,000	5,000
430-1012	LAND LEASE	362,353	189,791	190,000	190,000
430-1014	PASSENGER FACILITY CHARGE	155,274	113,376	110,000	110,000
430-1015	LANDING FEE	32,611	19,459	32,000	20,000
430-1016	FACILITY CHARGE-CAR WASH	79,973	60,737	80,000	40,000
430-1017	CORPORATE HANGER LEASE	41,281	41,281	41,280	41,280
430-1018	ARFF/SECURITY FEES	18,750	38,200	50,000	40,000
430-1404	VENDING MACHINE COMMISS	0	379	500	500
430-1410	SEMINAR CHARGES	0	0	19,500	0
*	SERVICE CHARGES/USER FEES	1,223,302	791,159	881,967	787,845
450-0401	CITY RESALE PROCEEDS	1,987	530	0	0
450-0402	GAIN/LOSS-SALE OF PROP	0	0	0	0
450-0406	SALE OF PROP & EQUIP	0	0	0	0
450-0604	INSURANCE CLAIM SETTLEMNT	875	0	0	0
450-0611	OTHER INCOME	11,361	6,712	10,000	10,000
450-0629	FLIGHT REVENUE GUARANTEE	400,000	0	0	0
*	OTHER INCOME/DONATIONS	414,223	7,242	10,000	10,000
460-0203	TRANSPORTATION FUND	1,125,000	850,000	650,000	650,000
*	TRANSFERS/SUBSIDIES	1,125,000	850,000	650,000	650,000
470-0207	FEMA-FEDERAL DISASTER	0	0	0	0
470-0501	AIRPORT GRANT	2,378,545	216,916	324,000	0
470-0502	TRANSPORTATION SECURITY A	24,147	23,265	15,000	15,000
470-0503	FAA TOWER GRANT	0	0	0	0
470-0505	AIR SERVICE GRANT	101,661	101,590	60,000	0
470-0506	RENTAL CAR CONCESSIONS GR	0	10,281	0	0
470-1501	CARES GRANT	540,755	10,660,043	735,543	1,727,446
*	FEDERAL GRANTS	3,045,108	11,012,095	1,134,543	1,742,446
480-1402	AIR TRAFFIC CONTROL COST	0	0	0	0

ADOPTED BUDGET REVENUES
FOR FISCAL YEAR 2023

ACCOUNT	ACCOUNT DESCRIPTION	FY 2020 ACTUAL REVENUE	FY 2021 ACTUAL REVENUE	FY 2022 ADJ BUDGET REVENUE	FY 2023 ADOPTED REVENUE
FUND 405 AIRPORT					
480-1403	STATE BLOCK GRANT	0	0	0	0
*	STATE GRANTS	0	0	0	0
**	AIRPORT	5,807,633	12,660,496	2,676,510	3,190,291

ADOPTED BUDGET EXPENDITURES
FOR FISCAL YEAR 2023

ACCOUNT	ACCOUNT DESCRIPTION	FY 2020 ACTUAL EXPENSES	FY 2021 ACTUAL EXPENSES	FY 2022 ADJ BUDGET EXPENSES	FY 2023 ADOPTED EXPENSES
FUND 405 AIRPORT					
DEPT 50 PUBLIC TRANSPORTATION					
DIV 04 REGIONAL AIRPORT					
520-1010	REGULAR-FT	249,617	283,838	290,558	277,450
520-1020	OVERTIME-FT	10,238	15,496	12,000	12,000
520-1110	REGULAR-PT	80,498	111,375	143,377	144,218
520-1120	OVERTIME-PT	601	1,277	200	200
520-1210	REGULAR-SEAS	0	5,289	11,270	11,721
520-1220	OVERTIME-SEAS	0	53	0	0
520-1505	HOLIDAY PAY	11,915	13,884	0	0
520-1510	LONGEVITY PAY	6,179	7,146	8,270	3,596
520-1520	VACATION PAY	19,710	22,422	0	0
520-1530	STANDBY PAY	378	234	500	500
520-1540	COMPENSATION TIME PAY	12,476	3,263	0	0
520-1565	SICK PAY	5,241	8,051	0	0
520-1570	FLOATING HOLIDAY PAY	2,827	2,872	0	0
520-1585	AIRPORT SECURITY DETAIL	0	0	0	0
520-1595	CELL PHONE ALLOWANCE	1,203	1,252	1,252	1,252
520-1605	HEALTH INSURANCE	74,463	98,209	107,675	116,059
520-1610	WORKER'S COMPENSATION	14,816	23,713	22,290	25,720
520-1615	FICA EXPENSE	28,550	33,984	32,621	31,900
520-1625	LAGERS RETIREMENT EXPENSE	32,001	53,825	55,722	52,066
520-1630	COMMUTER EXPENSE	26-	2	0	0
520-1635	DEFERRED COMP EXPENSE	1,446	1,504	1,504	1,504
520-1640	LIFE INSURANCE EXPENSE	742	773	851	823
520-1645	DENTAL INSURANCE	3,445	4,359	4,552	4,788
520-1650	DISABILITY INSURANCE-REG	993	796	901	871
520-1755	STAFF HEALTH CLUB REIMB	54	0	0	0
520-1805	OPEB BENEFIT EXPENSE	8,438-	84,730-	0	0
*	PERSONNEL SERVICES	548,929	608,887	693,543	684,668
520-2010	WEARING APPAREL & ACCESS	926	0	0	0
520-2015	JANITORIAL SUPPLIES	10,910	10,330	9,500	8,000
520-2040	HARDWARE SUPPLIES	170	150	150	150
520-2045	PAINT & PAINT SUPPLIES	36,771	7,295	25,000	25,000
520-2050	OPERATIONAL SUPPLIES	10,306	9,855	10,000	10,500
520-2055	ELECTRICAL SUPPLIES	3,653	8,634	3,500	3,500
520-2105	COMPUTER SUPPLIES	1,945	2,276	2,000	500
520-2108	COMPUTER PERIPHERALS	0	0	0	500
520-2120	GENERAL OFFICE SUPPLIES	866	910	750	750
520-2205	FOOD & BEVERAGE SUPPLIES	209	364	250	250
520-2605	CHEMICAL & LABORATORY SUP	8,785	14,995	15,000	15,000
520-2745	PORTABLE COMMUNICATION S	900	548	500	500
520-2805	PROMOTIONAL MATERIALS	1,153	750	750	750
520-2815	SPEC EVENTS & PROMOTIONS	117	687	1,000	750
520-2825	SAFETY EQUIPMENT	6,437	2,374	4,112	6,500

ADOPTED BUDGET EXPENDITURES
FOR FISCAL YEAR 2023

ACCOUNT	ACCOUNT DESCRIPTION	FY 2020 ACTUAL EXPENSES	FY 2021 ACTUAL EXPENSES	FY 2022 ADJ BUDGET EXPENSES	FY 2023 ADOPTED EXPENSES
FUND 405	AIRPORT				
DEPT 50	PUBLIC TRANSPORTATION				
DIV 04	REGIONAL AIRPORT				
520-2835	EQUIPMENT LEASE & RENTAL	4,895	7,743	5,000	6,500
520-2845	LANDSCAPING MATERIALS	591	0	500	500
520-3005	ELECTRIC CHARGES	154,208	141,208	153,000	141,000
520-3010	GAS CHARGES	5,854	13,233	5,500	6,500
520-3015	TELEPHONE CHARGES	19,738	14,717	15,000	18,000
520-3020	WATER CHARGES	5,667	5,412	5,700	6,500
520-3025	CABLE CHARGES	2,740	2,771	3,250	2,800
520-3030	WASTEWATER CHARGES	3,093	3,070	3,000	150
520-3035	SANITATION CHARGES	4,158	4,065	4,200	4,200
520-3105	CELLULAR TELEPHONE	1,065	1,414	1,160	1,160
520-3115	FUEL,OIL,& DIESEL	9,781	10,281	11,500	10,500
520-3116	OUTSIDE AGENCY FUEL	374	46	500	500
520-3125	PEST CONTROL	3,240	3,850	3,600	4,200
520-3205	POSTAGE	35	35	50	50
520-3210	FREIGHT & DELIVERY	2,586	4,764	2,500	2,500
520-4105	PROPERTY REPAIRS & MAINT	7,485	29,490	15,000	11,000
520-4115	OTHER PROPERTY REPAIRS	22,388	6,389	2,000	14,300
520-4120	BUILDING REPAIRS	766	40,851	17,621	37,286
520-4125	GENERAL EQUIPMENT REPAIRS	19,586	16,262	9,000	6,000
520-4150	AIRPORT HANGAR REPAIRS	770	2,520	2,000	2,000
520-4210	CENTRAL GARAGE REPAIRS	43,901	49,862	35,000	50,000
520-5008	COVID-19 FEES	2,112	129	0	0
520-5010	CONSULTING FEES	16,365	3,500	20,000	20,000
520-5115	TEMPORARY EMPLOYEE SERVIC	0	0	0	0
520-5120	JANITORIAL SERVICES	6,698	7,110	7,000	7,000
520-5205	LAUNDRY SERVICES	5,337	2,836	3,000	3,000
520-5225	MARKETING/PUBLIC RELATION	6,831	1,105	10,125	10,000
520-5265	MAINTENANCE CONTRACTS/AGR	24,061	20,263	24,000	24,000
520-6005	TRAVEL EXPENSES	521	674	3,000	3,000
520-6010	CONFERENCES & SEMINARS	3,055	3,540	5,500	5,500
520-6050	OUTSIDE CONF & SEMINARS	0	0	19,500	0
520-6105	DUES & MEMBERSHIPS	1,964	5,814	3,200	5,500
520-6110	PUBLICATIONS & SUBSCRIPT	3,000	2,239	3,000	3,000
520-6115	EDUCATIONAL MATERIALS	7,352	6,000	6,000	6,000
*	OPERATIONAL SUPPLIES	473,365	470,361	471,918	485,296
520-7005	PRINTING SERVICES	0	0	0	0
520-7010	COPY SERVICES	1,685	1,721	1,800	1,800
520-7015	ADVERTISING	100	41	100	100
520-7020	LEGAL NOTICES	0	539	0	0
520-7030	FEES & PERMITS	1,048	846	900	900
520-7066	AIR SERVICE GRANT	112,958	117,560	66,667	0
520-7067	RENTAL CAR CONCESSIONS	0	10,281	42,000	0

ADOPTED BUDGET EXPENDITURES
FOR FISCAL YEAR 2023

ACCOUNT	ACCOUNT DESCRIPTION	FY 2020 ACTUAL EXPENSES	FY 2021 ACTUAL EXPENSES	FY 2022 ADJ BUDGET EXPENSES	FY 2023 ADOPTED EXPENSES
FUND 405	AIRPORT				
DEPT 50	PUBLIC TRANSPORTATION				
DIV 04	REGIONAL AIRPORT				
520-7090	FLIGHT REVENUE GUARANTEE	0	0	0	0
520-7120	BAD DEBT EXPENSE	0	0	0	0
520-7125	DEPRECIATION EXPENSE	1,500,721	1,494,258	1,510,000	1,495,000
520-7305	LIABILITY INSURANCE	97,401	102,241	76,180	89,965
*	OTHER PURCHASES/SERVICES	1,713,913	1,727,487	1,697,647	1,587,765
520-8010	BUILDING IMPROVEMENTS	0	0	247,573	106,500
520-8015	FACILITY IMPROVEMENTS	0	0	49,205	60,000
520-8210	MOTOR VEHICLES	0	0	0	27,500
520-8215	ROLLING STOCK	0	0	138,600	95,000
520-8220	OPERATING EQUIPMENT	0	0	46,610	12,000
520-8315	COMPUTER EQUIPMENT	0	0	0	9,000
520-8810	CONSTRUCTION IN PROGRESS	0	0	3,816,346	0
*	CAPITAL OUTLAY & IMPROVE	0	0	4,298,334	310,000
520-9997	EMERG COMMUNICATION SERV	6,565	6,565	6,565	6,565
520-9999	TRANSFER TO GENERAL FUND	176,197	175,485	193,072	157,936
*	OTHER FINANCING USES	182,762	182,050	199,637	164,501
**	REGIONAL AIRPORT	2,918,969	2,988,785	7,361,079	3,232,230
***	PUBLIC TRANSPORTATION	2,918,969	2,988,785	7,361,079	3,232,230
****	AIRPORT	2,918,969	2,988,785	7,361,079	3,232,230

Regional Airport

2022-2023 Department Staffing

Division	FTE	Position
Airport	1.00	Airport Manager
	3.00	Airport Police Officer (4 Positions)
	1.00	Airport Operations Supervisor
	0.80	Administrative Assistant
	5.00	Airport Operations Worker
	10.80	**Total Full-Time FTE**

Division	P/T	Position
Airport	1.50	Custodian (3 Positions)
	0.50	Laborer - Seasonal
	2.00	**Total Part-Time FTE**
	12.80	**Total FTE**

*Administrative Assistant position shared with Public Works: Engineering.

Capital Expenses

Division		
Airport	Replacement Carpet - Terminal Building - Phase 2 & 3 of 3	$ 90,000
	Roof Repair - Terminal Building	10,000
	Replacement Carpet - General Aviation Terminal Community Room	6,500
	Replacement Roof - Tamko Hangar	35,000
	Paint - Tamko Hangar	25,000
	Replacement 1/2-Ton Regular Cab 2WD Truck with Extended Cab 4x4 Truck	27,500
	Replacement Tractor	75,000
	Replacement Utility Vehicle with Dump Bed	20,000
	Electronic Finger Printing Device	12,000
	Airport Self-Inspection Software	7,000
	Replacement Computer (2)	2,000
		$ 310,000


CITY OF JOPLIN
STATE OF MISSOURI
ADOPTED

Municipal Golf Course


CITY OF JOPLIN
STATE OF MISSOURI

Municipal Golf Course

Fund Balance Projection

	FY 2021 Actuals	FY 2022 Adjusted Budget	FY 2022 Estimated Actuals	FY 2023 Adopted Budget
REVENUES				
Service Charges & User Fees	$ 648,254	$ 678,800	$ 695,500	$ 731,800
Charges & Assessments	11,820	13,000	10,000	10,000
Other Income & Donations	3,087	2,500	2,500	2,500
Federal Grants	-	-	-	-
TOTAL REVENUES	**$ 663,161**	**$ 694,300**	**$ 708,000**	**$ 744,300**
EXPENSES				
Golf Administration	$ 459,915	$ 471,067	$ 488,392	$ 409,315
Grounds Maintenance	447,350	541,598	579,015	633,153
(Less Fixed Assets)	-	(195,500)	(216,655)	(171,000)
TOTAL EXPENSES	**$ 907,265**	**$ 817,165**	**$ 850,752**	**$ 871,468**
EXCESS REVENUES OVER (UNDER) EXPENSES	**$ (244,104)**	**$ (122,865)**	**$ (142,752)**	**$ (127,168)**
OTHER FINANCING SOURCES (USES)				
Transfers In	$ 318,000	$ 195,500	$ 195,500	$ 171,000
Transfers Out	(24,000)	(29,307)	(29,307)	(30,431)
TOTAL OTHER FINANCING SOURCES (USES)	**$ 294,000**	**$ 166,193**	**$ 166,193**	**$ 140,569**
NET CHANGE IN NET ASSETS	**$ 49,896**	**$ 43,328**	**$ 23,441**	**$ 13,401**
NET ASSETS, BEGINNING OF YEAR	**$ 544,103**	**$ 593,999**	**$ 593,999**	**$ 617,440**
NET ASSETS, END OF YEAR	**$ 593,999**	**$ 637,327**	**$ 617,440**	**$ 630,841**
NET ASSETS SUMMARY:				
Invested in Capital Assets	$ 545,062	$ 604,562	$ 610,717	$ 630,717
Unrestricted Net Assets	48,937	32,765	6,723	124
TOTAL NET ASSETS SUMMARY	**$ 593,999**	**$ 637,327**	**$ 617,440**	**$ 630,841**

ADOPTED BUDGET REVENUES
FOR FISCAL YEAR 2023

ACCOUNT	ACCOUNT DESCRIPTION	FY 2020 ACTUAL REVENUE	FY 2021 ACTUAL REVENUE	FY 2022 ADJ BUDGET REVENUE	FY 2023 ADOPTED REVENUE
FUND 410	GOLF COURSE				
430-0605	FACILITY USE FEE	1,000	2,500	3,000	2,500
430-1101	GREEN FEES	223,529	228,840	245,000	270,000
430-1102	GOLF PROGRAM FEES	300	260	300	300
430-1104	CLUB RENTAL FEES	1,721	220	500	500
430-1105	CART RENTAL FEES	196,090	203,049	220,000	240,000
430-1106	CONCESSION INCOME	55,938	62,863	62,000	61,000
430-1107	MERCHANDISE SALES	68,814	81,772	78,000	70,000
430-1108	SEASON PASS FEE	62,984	68,750	67,500	85,000
430-1109	OTHER CHARGES	0	0	0	0
430-1404	VENDING MACHINE COMMISS	0	0	0	0
430-1405	ADVERTISING FEES	2,500	0	2,500	2,500
*	SERVICE CHARGES/USER FEES	612,876	648,254	678,800	731,800
440-0917	GOLF SIMULATOR CHARGES	9,357	11,820	13,000	10,000
*	CHARGES & ASSESSMENTS	9,357	11,820	13,000	10,000
450-0401	CITY RESALE PROCEEDS	4,125	0	0	0
450-0402	GAIN/LOSS-SALE OF PROP	0	0	0	0
450-0404	SALE/TRADE ALLOWANCE	0	0	0	0
450-0604	INSURANCE CLAIM SETTLEMNT	0	0	0	0
450-0611	OTHER INCOME	2,251	3,087	2,500	2,500
450-0628	GIFT CARD SALES	0	0	0	0
*	OTHER INCOME/DONATIONS	6,376	3,087	2,500	2,500
460-0201	GENERAL FUND SUBSIDY	170,480	318,000	195,500	171,000
460-0213	WORKER'S COMP SUBSIDY	0	0	0	0
*	TRANSFERS/SUBSIDIES	170,480	318,000	195,500	171,000
470-1501	CARES GRANT	1,222	0	0	0
*	FEDERAL GRANTS	1,222	0	0	0
**	GOLF COURSE	800,311	981,161	889,800	915,300

ADOPTED BUDGET EXPENDITURES
FOR FISCAL YEAR 2023

ACCOUNT	ACCOUNT DESCRIPTION	FY 2020 ACTUAL EXPENSES	FY 2021 ACTUAL EXPENSES	FY 2022 ADJ BUDGET EXPENSES	FY 2023 ADOPTED EXPENSES
FUND 410	GOLF COURSE				
DEPT 65	PARKS & RECREATION				
DIV 20	GOLF ADMINISTRATION				
560-1010	REGULAR-FT	43,020	45,840	50,672	53,300
560-1020	OVERTIME-FT	0	0	0	0
560-1110	REGULAR-PT	41,077	59,959	38,000	38,760
560-1120	OVERTIME-PT	319	478	0	0
560-1210	REGULAR-SEAS	14,169	21,520	0	0
560-1220	OVERTIME-SEAS	0	0	0	0
560-1505	HOLIDAY PAY	1,567	1,734	0	0
560-1510	LONGEVITY PAY	184	503	507	533
560-1520	VACATION PAY	786	4,630	0	0
560-1540	COMPENSATION TIME PAY	0	0	0	0
560-1565	SICK PAY	350	919	0	0
560-1570	FLOATING HOLIDAY PAY	101	76	0	0
560-1605	HEALTH INSURANCE	12,107	13,264	13,125	14,213
560-1610	WORKER'S COMPENSATION	2,115	4,527	5,845	6,056
560-1615	FICA EXPENSE	7,555	9,922	11,229	11,587
560-1625	LAGERS RETIREMENT EXPENSE	5,787	6,597	6,807	6,998
560-1635	DEFERRED COMP EXPENSE	1,446	1,504	1,504	1,504
560-1640	LIFE INSURANCE EXPENSE	107	109	108	114
560-1645	DENTAL INSURANCE	599	608	582	582
560-1650	DISABILITY INSURANCE-REG	144	114	111	117
560-1755	STAFF HEALTH CLUB REIMB	40	0	0	0
560-1805	OPEB BENEFIT EXPENSE	938-	7,977-	0	0
*	PERSONNEL SERVICES	130,535	164,327	128,490	133,764
560-2015	JANITORIAL SUPPLIES	1,267	1,548	1,200	1,500
560-2045	PAINT & PAINT SUPPLIES	0	242	250	250
560-2050	OPERATIONAL SUPPLIES	6,328	5,865	11,500	5,000
560-2120	GENERAL OFFICE SUPPLIES	49	0	0	0
560-2210	RESALE CONCESSION SUPPL	29,113	37,807	29,000	38,000
560-2815	SPEC EVENTS & PROMOTIONS	0	0	1,500	0
560-3005	ELECTRIC CHARGES	7,450	8,515	8,000	8,500
560-3010	GAS CHARGES	1,145	1,158	1,500	1,500
560-3015	TELEPHONE CHARGES	1,368	1,500	1,500	1,500
560-3020	WATER CHARGES	3,551	3,064	3,000	3,000
560-3030	WASTEWATER CHARGES	3,847	3,757	3,700	3,800
560-3115	FUEL,OIL,& DIESEL	10,609	15,351	11,500	18,000
560-3205	POSTAGE	3	0	25	0
560-4105	PROPERTY REPAIRS & MAINT	1,037	13,866	4,500	1,500
560-5115	TEMPORARY EMPLOYEE SERVIC	0	0	0	0
560-5265	MAINTENANCE CONTRACTS/AGR	6,565	7,414	8,000	8,000
560-6005	TRAVEL EXPENSES	36	0	150	150
560-6105	DUES & MEMBERSHIPS	1,141	895	1,200	1,100

ADOPTED BUDGET EXPENDITURES
FOR FISCAL YEAR 2023

ACCOUNT	ACCOUNT DESCRIPTION	FY 2020 ACTUAL EXPENSES	FY 2021 ACTUAL EXPENSES	FY 2022 ADJ BUDGET EXPENSES	FY 2023 ADOPTED EXPENSES
FUND 410	GOLF COURSE				
DEPT 65	PARKS & RECREATION				
DIV 20	GOLF ADMINISTRATION				
*	OPERATIONAL SUPPLIES	73,509	100,982	86,525	91,800
560-7005	PRINTING SERVICES	791	1,586	800	900
560-7010	COPY SERVICES	1,137	1,597	1,600	1,900
560-7015	ADVERTISING	5,060	3,645	5,000	3,000
560-7030	FEES & PERMITS	687	711	1,300	1,500
560-7105	CASH OVER & SHORT	0	0	0	0
560-7125	DEPRECIATION EXPENSE	65,939	65,173	66,000	66,000
560-7131	MERCHANT CARD SERVICE FEE	12,200	13,662	12,500	15,000
560-7205	RESALE INVENTORY	52,138	64,639	50,000	52,000
560-7305	LIABILITY INSURANCE	68,160	43,593	37,352	42,451
*	OTHER PURCHASES/SERVICES	206,112	194,606	174,552	182,751
560-8010	BUILDING IMPROVEMENTS	0	0	12,500	0
560-8215	ROLLING STOCK	0	0	69,000	0
560-8220	OPERATING EQUIPMENT	0	0	0	0
560-8315	COMPUTER EQUIPMENT	0	0	0	1,000
*	CAPITAL OUTLAY & IMPROVE	0	0	81,500	1,000
560-9103	TRANSFER TO PARKS & REC	0	0	0	0
560-9999	TRANSFER TO GENERAL FUND	24,805	24,000	29,307	30,431
*	OTHER FINANCING USES	24,805	24,000	29,307	30,431
**	GOLF ADMINISTRATION	434,961	483,915	500,374	439,746

ADOPTED BUDGET EXPENDITURES
FOR FISCAL YEAR 2023

ACCOUNT	ACCOUNT DESCRIPTION	FY 2020 ACTUAL EXPENSES	FY 2021 ACTUAL EXPENSES	FY 2022 ADJ BUDGET EXPENSES	FY 2023 ADOPTED EXPENSES
FUND 410	GOLF COURSE				
DEPT 65	PARKS & RECREATION				
DIV 21	GROUNDS MAINTENANCE				
560-1010	REGULAR-FT	95,515	99,243	107,232	112,921
560-1020	OVERTIME-FT	3,382	3,252	3,000	3,000
560-1110	REGULAR-PT	6,249	6,552	48,000	48,960
560-1120	OVERTIME-PT	0	103	0	0
560-1210	REGULAR-SEAS	45,582	37,399	0	0
560-1220	OVERTIME-SEAS	522	71	0	0
560-1505	HOLIDAY PAY	3,402	3,675	0	0
560-1510	LONGEVITY PAY	290	632	1,072	1,130
560-1520	VACATION PAY	3,617	7,017	0	0
560-1530	STANDBY PAY	0	0	0	0
560-1540	COMPENSATION TIME PAY	548	365	0	0
560-1565	SICK PAY	2,473	6,207	0	0
560-1570	FLOATING HOLIDAY PAY	774	825	0	0
560-1605	HEALTH INSURANCE	29,980	31,785	32,560	35,260
560-1610	WORKER'S COMPENSATION	3,889	5,620	4,803	5,193
560-1615	FICA EXPENSE	11,772	11,852	11,532	11,918
560-1625	LAGERS RETIREMENT EXPENSE	13,430	15,291	14,804	15,217
560-1635	DEFERRED COMP EXPENSE	1,446	1,504	1,504	1,504
560-1640	LIFE INSURANCE EXPENSE	227	231	230	243
560-1645	DENTAL INSURANCE	842	1,378	1,399	1,399
560-1650	DISABILITY INSURANCE-REG	307	239	240	253
560-1805	OPEB BENEFIT EXPENSE	2,815-	23,934-	0	0
*	PERSONNEL SERVICES	221,432	209,307	226,376	236,998
560-2010	WEARING APPAREL & ACCESS	60	194	150	200
560-2030	MAINTENANCE SUPPLIES	3,627	3,925	5,000	7,000
560-2050	OPERATIONAL SUPPLIES	3,716	2,056	3,000	1,000
560-2605	CHEMICAL & LABORATORY SUP	61,165	62,936	68,000	75,000
560-2825	SAFETY EQUIPMENT	0	0	0	0
560-2845	LANDSCAPING MATERIALS	6,350	5,836	6,000	6,000
560-3005	ELECTRIC CHARGES	10,537	12,014	13,000	12,500
560-3015	TELEPHONE CHARGES	334	491	500	500
560-3035	SANITATION CHARGES	3,273	3,636	3,275	1,650
560-3115	FUEL,OIL,& DIESEL	8,572	1,866	4,000	2,500
560-4105	PROPERTY REPAIRS & MAINT	2,354	32,215	4,500	8,000
560-4125	GENERAL EQUIPMENT REPAIRS	14,659	4,376	3,000	3,000
560-4210	CENTRAL GARAGE REPAIRS	25,355	15,571	15,000	18,000
560-5008	COVID-19 FEES	0	0	0	0
560-5115	TEMPORARY EMPLOYEE SERVIC	2,941	0	0	0
560-5265	MAINTENANCE CONTRACTS/AGR	715	0	715	0
560-5305	JUDGMENTS & CLAIMS	0	0	0	0
560-6005	TRAVEL EXPENSES	1,400	0	1,200	1,100
560-6010	CONFERENCES & SEMINARS	695	0	700	800

ADOPTED BUDGET EXPENDITURES
FOR FISCAL YEAR 2023

ACCOUNT	ACCOUNT DESCRIPTION	FY 2020 ACTUAL EXPENSES	FY 2021 ACTUAL EXPENSES	FY 2022 ADJ BUDGET EXPENSES	FY 2023 ADOPTED EXPENSES
FUND 410 GOLF COURSE					
DEPT 65 PARKS & RECREATION					
DIV 21 GROUNDS MAINTENANCE					
560-6105	DUES & MEMBERSHIPS	400	400	400	430
*	OPERATIONAL SUPPLIES	146,153	145,516	128,440	137,680
560-7125	DEPRECIATION EXPENSE	66,991	83,303	70,000	85,000
560-7305	LIABILITY INSURANCE	4,073	3,386	2,782	3,475
*	OTHER PURCHASES/SERVICES	71,064	86,689	72,782	88,475
560-8010	BUILDING IMPROVEMENTS	0	0	0	0
560-8210	MOTOR VEHICLES	0	0	0	0
560-8215	ROLLING STOCK	0	0	89,000	160,000
560-8220	OPERATING EQUIPMENT	15,805	5,838	0	0
560-8315	COMPUTER EQUIPMENT	0	0	0	0
560-8505	PARK IMPROVEMENTS	0	0	25,000	10,000
*	CAPITAL OUTLAY & IMPROVE	15,805	5,838	114,000	170,000
**	GROUNDS MAINTENANCE	454,454	447,350	541,598	633,153
***	PARKS & RECREATION	889,415	931,265	1,041,972	1,072,899
****	GOLF COURSE	889,415	931,265	1,041,972	1,072,899

Municipal Golf Course

2022-2023 Department Staffing

Division	FTE	Position
Administration	1.00	Golf Course Professional
Grounds Maintenance	1.00	Golf Course Maintenance Supervisor
	2.00	Parks Caretaker
	4.00	**Total Full-Time FTE**

Division	P/T	Position
Administration	0.50	Lead Cashier (1 Position)
	3.20	Cashier (4 Positions)
	0.80	Outside Service Attendant (1 Position)
Grounds Maintenance	2.00	Laborer (5 Positions)
	6.50	**Total Part-Time FTE**
	10.50	**Total FTE**

Capital Expenses

Division		
Administration	Replacement Computer	$ 1,000
Grounds Maintenance	Replacement Fairway Mower (2)	160,000
	Irrigation Parts	10,000
		$ 171,000


CITY OF JOPLIN
STATE OF MISSOURI

Sanitary Sewer


CITY OF JOPLIN
STATE OF MISSOURI

Sanitary Sewer

Fund Balance Projection

	FY 2021 Actuals	FY 2022 Adjusted Budget	FY 2022 Estimated Actuals	FY 2023 Adopted Budget
REVENUES				
Service Charges & User Fees	$ 19,132,845	$ 18,500,000	$ 19,480,000	$ 19,480,000
Charges & Assessments	202,578	160,000	280,000	280,000
Other Income & Donations	624,767	3,500	2,550	2,550
Federal Grants	224,273	350,000	350,000	-
State Grants	-	-	-	-
Local Grants	-	-	-	-
TOTAL REVENUES	**$ 20,184,463**	**$ 19,013,500**	**$ 20,112,550**	**$ 19,762,550**
EXPENSES				
Billing & Collection	$ 893,632	$ 1,017,124	$ 990,785	$ 1,014,529
Debt Service (2010 Bond Issue)	54,772	-	-	-
Debt Service (2011 Bond Issue)	313,405	-	-	-
Debt Service (2009 Silver Creek Bond)	12,374	-	-	-
Debt Service (2014 Bond Issue)	30,013	-	-	-
Debt Service (2021 Bond Issue)	322,471	301,921	301,921	278,626
Sewer Treatment	6,791,515	12,927,020	12,725,738	11,857,437
Sewer Maintenance	3,708,611	17,355,375	15,468,119	15,101,767
(Less Fixed Assets)	-	(19,062,239)	(16,636,467)	(15,355,200)
TOTAL EXPENSES	**$ 12,126,793**	**$ 12,539,201**	**$ 12,850,096**	**$ 12,897,159**
EXCESS REVENUES OVER (UNDER) EXPENSES	**$ 8,057,670**	**$ 6,474,299**	**$ 7,262,454**	**$ 6,865,391**
OTHER FINANCING SOURCES (USES)				
Transfers In	$ -	$ -	$ -	$ -
Transfers Out	(1,436,784)	(1,442,250)	(1,442,250)	(1,473,596)
TOTAL OTHER FINANCING SOURCES (USES)	**$ (1,436,784)**	**$ (1,442,250)**	**$ (1,442,250)**	**$ (1,473,596)**
NET CHANGE IN NET ASSETS	**$ 6,620,886**	**$ 5,032,049**	**$ 5,820,204**	**$ 5,391,795**
NET ASSETS, BEGINNING OF YEAR	**$ 86,886,435**	**$ 93,507,321**	**$ 93,507,321**	**$ 99,327,525**
NET ASSETS, END OF YEAR	**$ 93,507,321**	**$ 98,539,370**	**$ 99,327,525**	**$ 104,719,320**
NET ASSETS SUMMARY:				
Invested in Capital Assets	$ 69,685,199	$ 83,122,438	$ 80,441,666	$ 89,916,866
Restricted for Capital Replacement	3,703,761	3,703,761	3,703,761	3,703,761
Unrestricted Net Assets	20,118,361	11,713,171	15,182,098	11,098,693
TOTAL NET ASSETS SUMMARY	**$ 93,507,321**	**$ 98,539,370**	**$ 99,327,525**	**$ 104,719,320**

ADOPTED BUDGET REVENUES
FOR FISCAL YEAR 2023

ACCOUNT	ACCOUNT DESCRIPTION	FY 2020 ACTUAL REVENUE	FY 2021 ACTUAL REVENUE	FY 2022 ADJ BUDGET REVENUE	FY 2023 ADOPTED REVENUE
FUND 415	SANITARY SEWER				
430-0701	INDUSTRIAL USER FEES	3,823,975	4,438,522	4,150,000	4,275,000
430-0702	COMMERCIAL USER FEES	2,625,971	2,818,726	2,740,000	2,900,000
430-0703	OTHER PUBLIC AUTH FEES	199,614	226,050	210,000	235,000
430-0704	RESIDENTIAL USER FEES	10,792,796	11,378,345	11,100,000	11,800,000
430-0705	PENALTY ON WASTEWATER FEE	195,723	271,202	300,000	270,000
*	SERVICE CHARGES/USER FEES	17,638,079	19,132,845	18,500,000	19,480,000
440-0503	SEWER CONNECTION FEES	68,880	81,282	70,000	100,000
440-0504	SEPTIC WASTE DUMPING FEES	83,182	121,296	90,000	180,000
440-0507	SEWER RISER LOCATE FEE	0	0	0	0
*	CHARGES & ASSESSMENTS	152,062	202,578	160,000	280,000
450-0103	INVESTMENTS	0	0	0	0
450-0113	BOND ESCROW FUNDS	1,879	32	1,000	50
450-0204	GAIN/LOSS ON INVESTMENTS	0	0	0	0
450-0306	OTHER DONATIONS	89,700	519,250	0	0
450-0401	CITY RESALE PROCEEDS	21,300	0	0	0
450-0402	GAIN/LOSS-SALE OF PROP	0	0	0	0
450-0406	SALE OF PROP & EQUIP	0	61,433	0	0
450-0601	BAD DEBT RECOVERY	0	0	0	0
450-0604	INSURANCE CLAIM SETTLEMNT	0	32,655	0	0
450-0611	OTHER INCOME	2,496	11,397	2,500	2,500
*	OTHER INCOME/DONATIONS	115,375	624,767	3,500	2,550
470-0203	EPA SEWER GRANT	0	0	0	0
470-0207	FEMA-FEDERAL DISASTER	0	0	0	0
470-0212	WWT GRANT	0	0	0	0
470-0632	2012 CDBG SPECIAL FED ALL	0	0	0	0
470-0633	2013 CDBG-DR SPECIAL ALLO	5,695	0	0	0
470-0645	STATE ALLOCATION GRANT	0	0	0	0
470-0660	CDBG GRANT-2020	476	223,832	350,000	0
470-1501	CARES GRANT	44,886	441	0	0
*	FEDERAL GRANTS	51,057	224,273	350,000	0
480-0407	MODOT PARTICIPATION GRANT	0	0	0	0
*	STATE GRANTS	0	0	0	0
490-0209	LOCAL GOVT PARTICIPATING	0	0	0	0
*	LOCAL GRANTS	0	0	0	0

ADOPTED BUDGET REVENUES
FOR FISCAL YEAR 2023

ACCOUNT	ACCOUNT DESCRIPTION	FY 2020 ACTUAL REVENUE	FY 2021 ACTUAL REVENUE	FY 2022 ADJ BUDGET REVENUE	FY 2023 ADOPTED REVENUE
FUND 415 SANITARY SEWER					
**	SANITARY SEWER	17,956,573	20,184,463	19,013,500	19,762,550

ADOPTED BUDGET EXPENDITURES
FOR FISCAL YEAR 2023

ACCOUNT	ACCOUNT DESCRIPTION	FY 2020 ACTUAL EXPENSES	FY 2021 ACTUAL EXPENSES	FY 2022 ADJ BUDGET EXPENSES	FY 2023 ADOPTED EXPENSES
FUND 415	SANITARY SEWER				
DEPT 20	FINANCE				
DIV 02	BILLING & COLLECTION				
540-1010	REGULAR-FT	122,524	133,977	154,993	170,578
540-1020	OVERTIME-FT	38	95	200	200
540-1110	REGULAR-PT	664	2,601	5,544	5,862
540-1120	OVERTIME-PT	0	0	0	0
540-1505	HOLIDAY PAY	4,742	5,277	0	0
540-1510	LONGEVITY PAY	335	383	532	812
540-1520	VACATION PAY	9,960	6,443	0	0
540-1540	COMPENSATION TIME PAY	5,808	3,345	0	0
540-1545	CARE LEAVE PAY	0	0	0	0
540-1565	SICK PAY	2,418	3,476	0	0
540-1570	FLOATING HOLIDAY PAY	1,200	1,173	0	0
540-1575	CITIZENSHIP LEAVE PAY	0	0	0	0
540-1605	HEALTH INSURANCE	36,687	42,059	45,684	49,473
540-1610	WORKER'S COMPENSATION	228	511	476	757
540-1615	FICA EXPENSE	10,046	10,992	11,247	12,359
540-1625	LAGERS RETIREMENT EXPENSE	14,393	18,592	20,712	22,307
540-1640	LIFE INSURANCE EXPENSE	335	322	332	365
540-1645	DENTAL INSURANCE	979	243	236	0
540-1650	DISABILITY INSURANCE-REG	449	338	343	375
540-1755	STAFF HEALTH CLUB REIMB	0	0	0	0
540-1805	OPEB BENEFIT EXPENSE	2,580-	26,402-	0	0
*	PERSONNEL SERVICES	208,226	203,425	240,299	263,088
540-2050	OPERATIONAL SUPPLIES	2,069	2,086	2,500	2,500
540-2105	COMPUTER SUPPLIES	361	394	750	500
540-2108	COMPUTER PERIPHERALS	903	0	1,000	1,000
540-2120	GENERAL OFFICE SUPPLIES	4,061	4,686	6,000	5,000
540-2130	SMALL OFFICE FURNISHINGS	370	0	600	0
540-2855	FACILITY RENT ALLOCATION	9,408	9,408	9,408	9,408
540-3015	TELEPHONE CHARGES	527	275	500	200
540-3205	POSTAGE	131,933	141,499	150,000	150,000
540-5150	COLLECTION SERVICES	3,000	3,000	3,000	3,000
540-5180	SHUT OFF/RECONNECT FEES	24,681	62,130	45,000	65,000
540-5265	MAINTENANCE CONTRACTS/AGR	9,214	7,840	9,500	8,000
540-6005	TRAVEL EXPENSES	0	0	150	150
*	OPERATIONAL SUPPLIES	186,527	231,318	228,408	244,758
540-7005	PRINTING SERVICES	27,013	46,253	50,000	45,000
540-7010	COPY SERVICES	9,148	10,063	10,500	10,500
540-7030	FEES & PERMITS	720	240	750	550
540-7120	BAD DEBT EXPENSE	287,333	226,998	290,000	275,000
540-7131	MERCHANT CARD SERVICE FEE	177,169	170,820	190,000	170,000

ADOPTED BUDGET EXPENDITURES
FOR FISCAL YEAR 2023

ACCOUNT	ACCOUNT DESCRIPTION	FY 2020 ACTUAL EXPENSES	FY 2021 ACTUAL EXPENSES	FY 2022 ADJ BUDGET EXPENSES	FY 2023 ADOPTED EXPENSES
FUND 415 SANITARY SEWER					
DEPT 20 FINANCE					
DIV 02 BILLING & COLLECTION					
540-7305	LIABILITY INSURANCE	5,431	4,515	3,709	4,633
*	OTHER PURCHASES/SERVICES	506,814	458,889	544,959	505,683
540-8220	OPERATING EQUIPMENT	0	0	2,500	0
540-8315	COMPUTER EQUIPMENT	0	0	958	1,000
*	CAPITAL OUTLAY & IMPROVE	0	0	3,458	1,000
**	BILLING & COLLECTION	901,567	893,632	1,017,124	1,014,529

ADOPTED BUDGET EXPENDITURES
FOR FISCAL YEAR 2023

ACCOUNT	ACCOUNT DESCRIPTION	FY 2020 ACTUAL EXPENSES	FY 2021 ACTUAL EXPENSES	FY 2022 ADJ BUDGET EXPENSES	FY 2023 ADOPTED EXPENSES
FUND 415	SANITARY SEWER				
DEPT 20	FINANCE				
DIV 09	2010 BOND ISSUE				
500-7110	INTEREST EXPENSE	57,971	35,672	0	0
500-7310	BOND AGENT COSTS	1,262	593	0	0
500-7315	DNR FEE	20,120	18,507	0	0
*	OTHER PURCHASES/SERVICES	79,353	54,772	0	0
**	2010 BOND ISSUE	79,353	54,772	0	0

Bonds Refinanced to 2021 Bond Issue

ADOPTED BUDGET EXPENDITURES
FOR FISCAL YEAR 2023

ACCOUNT	ACCOUNT DESCRIPTION	FY 2020 ACTUAL EXPENSES	FY 2021 ACTUAL EXPENSES	FY 2022 ADJ BUDGET EXPENSES	FY 2023 ADOPTED EXPENSES
FUND 415	SANITARY SEWER				
DEPT 20	FINANCE				
DIV 11	2011 BOND ISSUE				
500-7110	INTEREST EXPENSE	342,128	213,950	0	0
500-7310	BOND AGENT COSTS	6,441	3,072	0	0
500-7315	DNR FEE	102,728	96,383	0	0
*	OTHER PURCHASES/SERVICES	451,297	313,405	0	0
**	2011 BOND ISSUE	451,297	313,405	0	0

Bonds Refinanced to 2021 Bond Issue

ADOPTED BUDGET EXPENDITURES
FOR FISCAL YEAR 2023

ACCOUNT	ACCOUNT DESCRIPTION	FY 2020 ACTUAL EXPENSES	FY 2021 ACTUAL EXPENSES	FY 2022 ADJ BUDGET EXPENSES	FY 2023 ADOPTED EXPENSES
FUND 415 SANITARY SEWER					
DEPT 20 FINANCE					
DIV 12 SILVER CREEK BOND 2009					
500-7110	INTEREST EXPENSE	12,651	7,786	0	0
500-7310	BOND AGENT COSTS	1,097	549	0	0
500-7315	DNR FEE	4,391	4,039	0	0
*	OTHER PURCHASES/SERVICES	18,139	12,374	0	0
**	SILVER CREEK BOND 2009	18,139	12,374	0	0

Bonds Paid Off in FY 2021

ADOPTED BUDGET EXPENDITURES
FOR FISCAL YEAR 2023

ACCOUNT	ACCOUNT DESCRIPTION	FY 2020 ACTUAL EXPENSES	FY 2021 ACTUAL EXPENSES	FY 2022 ADJ BUDGET EXPENSES	FY 2023 ADOPTED EXPENSES
FUND 415 SANITARY SEWER					
DEPT 20 FINANCE					
DIV 14 2014 BOND ISSUE					
500-7110	INTEREST EXPENSE	29,874	18,807	0	0
500-7310	BOND AGENT COSTS	1,097	549	0	0
500-7315	DNR FEE	11,266	10,657	0	0
*	OTHER PURCHASES/SERVICES	42,237	30,013	0	0
**	2014 BOND ISSUE	42,237	30,013	0	0

Bonds Refinanced to 2021 Bond Issue

ADOPTED BUDGET EXPENDITURES
FOR FISCAL YEAR 2023

ACCOUNT	ACCOUNT DESCRIPTION	FY 2020 ACTUAL EXPENSES	FY 2021 ACTUAL EXPENSES	FY 2022 ADJ BUDGET EXPENSES	FY 2023 ADOPTED EXPENSES
FUND 415	SANITARY SEWER				
DEPT 20	FINANCE				
DIV 21	2021 BOND ISSUE				
500-7110	INTEREST EXPENSE	0	62,126	176,072	162,128
500-7310	BOND AGENT COSTS	0	260,345	7,425	6,873
500-7315	DNR FEE	0	0	118,424	109,625
*	OTHER PURCHASES/SERVICES	0	322,471	301,921	278,626
**	2021 BOND ISSUE	0	322,471	301,921	278,626
***	FINANCE	1,492,593	1,626,667	1,319,045	1,293,155

Actual FY 2023 Interest Payments on the 2021 Bond Issue:

January 1, 2023	$ 84,999
July 1, 2023	$ 81,631

Actual FY 2023 Principal Payments on the 2021 Bond Issue:

January 1, 2023	$ 886,129
July 1, 2023	$ 891,129

ADOPTED BUDGET EXPENDITURES
FOR FISCAL YEAR 2023

ACCOUNT	ACCOUNT DESCRIPTION	FY 2020 ACTUAL EXPENSES	FY 2021 ACTUAL EXPENSES	FY 2022 ADJ BUDGET EXPENSES	FY 2023 ADOPTED EXPENSES
FUND 415	SANITARY SEWER				
DEPT 45	PUBLIC WORKS				
DIV 41	SEWER TREATMENT				
540-1010	REGULAR-FT	1,039,816	1,124,221	1,341,268	1,414,961
540-1020	OVERTIME-FT	632	1,246	1,000	1,000
540-1110	REGULAR-PT	0	4,134	29,000	29,580
540-1210	REGULAR-SEAS	0	0	0	0
540-1220	OVERTIME-SEAS	0	0	0	0
540-1410	OTHER STIPENDS	2,314	1,966	5,416	5,416
540-1505	HOLIDAY PAY	41,583	45,330	0	0
540-1510	LONGEVITY PAY	17,121	19,913	23,240	22,026
540-1520	VACATION PAY	57,107	69,701	0	0
540-1530	STANDBY PAY	14,835	15,310	15,000	15,000
540-1535	AUTO ALLOWANCE	431	542	542	542
540-1540	COMPENSATION TIME PAY	37,401	24,093	0	0
540-1545	CARE LEAVE PAY	0	0	0	0
540-1565	SICK PAY	49,949	40,170	0	0
540-1570	FLOATING HOLIDAY PAY	9,329	10,575	0	0
540-1575	CITIZENSHIP LEAVE PAY	0	0	0	0
540-1595	CELL PHONE ALLOWANCE	1,954	2,221	2,065	2,065
540-1605	HEALTH INSURANCE	279,305	297,066	331,280	365,588
540-1610	WORKER'S COMPENSATION	34,715	59,278	64,527	94,163
540-1615	FICA EXPENSE	92,160	97,915	109,082	114,208
540-1625	LAGERS RETIREMENT EXPENSE	92,861	159,197	187,475	202,930
540-1630	COMMUTER EXPENSE	26-	2	0	0
540-1635	DEFERRED COMP EXPENSE	3,206	3,506	3,460	3,460
540-1640	LIFE INSURANCE EXPENSE	2,801	2,677	2,972	3,109
540-1645	DENTAL INSURANCE	12,896	12,593	13,386	13,732
540-1650	DISABILITY INSURANCE-REG	3,894	2,883	3,120	3,345
540-1755	STAFF HEALTH CLUB REIMB	0	18	0	0
540-1805	OPEB BENEFIT EXPENSE	19,623-	223,028-	0	0
*	PERSONNEL SERVICES	1,774,661	1,771,529	2,132,833	2,291,125
540-2010	WEARING APPAREL & ACCESS	12,422	13,217	15,000	12,500
540-2015	JANITORIAL SUPPLIES	1,817	3,737	2,500	2,000
540-2030	MAINTENANCE SUPPLIES	61,333	47,826	45,000	47,000
540-2040	HARDWARE SUPPLIES	1,843	377	2,000	4,000
540-2045	PAINT & PAINT SUPPLIES	10	0	1,500	1,500
540-2050	OPERATIONAL SUPPLIES	53,856	60,677	95,380	60,000
540-2120	GENERAL OFFICE SUPPLIES	1,704	1,374	2,000	1,500
540-2130	SMALL OFFICE FURNISHINGS	1,393	0	300	300
540-2405	HAND TOOLS	0	468	750	750
540-2415	MACHINERY,TOOLS,IMPLEMENT	65	259	2,000	1,000
540-2540	SAND,GRAVEL,& ROCK	3,052	132	1,500	1,500
540-2605	CHEMICAL & LABORATORY SUP	38,979	34,784	40,000	40,000
540-2606	WASTEWATER CHEMICAL SUPPL	35,955	57,628	60,000	65,000

ADOPTED BUDGET EXPENDITURES
FOR FISCAL YEAR 2023

ACCOUNT	ACCOUNT DESCRIPTION	FY 2020 ACTUAL EXPENSES	FY 2021 ACTUAL EXPENSES	FY 2022 ADJ BUDGET EXPENSES	FY 2023 ADOPTED EXPENSES
FUND 415	SANITARY SEWER				
DEPT 45	PUBLIC WORKS				
DIV 41	SEWER TREATMENT				
540-2825	SAFETY EQUIPMENT	3,501	4,344	4,500	3,500
540-2835	EQUIPMENT LEASE & RENTAL	819	901	1,000	1,000
540-2845	LANDSCAPING MATERIALS	0	0	200	500
540-3005	ELECTRIC CHARGES	1,159,703	1,103,368	1,030,000	1,115,000
540-3010	GAS CHARGES	56,698	123,516	110,000	210,000
540-3015	TELEPHONE CHARGES	17,241	13,500	22,500	5,100
540-3020	WATER CHARGES	97,451	81,641	85,000	90,500
540-3030	WASTEWATER CHARGES	34,861	32,568	32,000	40,000
540-3035	SANITATION CHARGES	11,378	11,455	11,400	11,400
540-3105	CELLULAR TELEPHONE	261	254	265	265
540-3115	FUEL,OIL,& DIESEL	20,215	28,710	26,000	31,000
540-3205	POSTAGE	56	16	50	50
540-3210	FREIGHT & DELIVERY	2,161	1,651	2,800	2,700
540-4105	PROPERTY REPAIRS & MAINT	70,869	52,268	245,646	50,000
540-4115	OTHER PROPERTY REPAIRS	26,804	27,020	42,602	30,000
540-4125	GENERAL EQUIPMENT REPAIRS	62,594	38,269	132,313	45,000
540-4135	EQUIPMENT LUBRICANTS	13,487	7,579	10,000	10,000
540-4210	CENTRAL GARAGE REPAIRS	40,638	71,831	50,000	50,000
540-5010	CONSULTING FEES	76,416	55,809	77,429	75,000
540-5015	LEGAL FEES	1,560	0	0	1,000
540-5050	LAB SERVICES	67,349	50,660	75,000	50,000
540-5055	CONTRACTOR FEES	111,795	102,570	63,000	150,000
540-5115	TEMPORARY EMPLOYEE SERVIC	19,754	7,880	0	0
540-6005	TRAVEL EXPENSES	158	0	2,000	2,000
540-6010	CONFERENCES & SEMINARS	1,000	485	1,000	1,000
540-6105	DUES & MEMBERSHIPS	9,380	3,216	10,000	5,000
*	OPERATIONAL SUPPLIES	2,118,578	2,039,990	2,302,635	2,217,065
540-7010	COPY SERVICES	3,370	3,399	3,500	3,400
540-7020	LEGAL NOTICES	1,902	1,343	2,000	2,000
540-7030	FEES & PERMITS	50,246	58,604	59,000	59,000
540-7125	DEPRECIATION EXPENSE	2,764,076	2,832,865	2,775,000	2,835,000
540-7305	LIABILITY INSURANCE	111,612	83,785	70,159	85,647
*	OTHER PURCHASES/SERVICES	2,931,206	2,979,996	2,909,659	2,985,047
540-8015	FACILITY IMPROVEMENTS	0	0	5,066,838	3,575,000
540-8210	MOTOR VEHICLES	0	0	88,000	133,000
540-8220	OPERATING EQUIPMENT	0	0	422,876	75,000
540-8315	COMPUTER EQUIPMENT	0	0	4,179	581,200
*	CAPITAL OUTLAY & IMPROVE	0	0	5,581,893	4,364,200

ADOPTED BUDGET EXPENDITURES
FOR FISCAL YEAR 2023

ACCOUNT	ACCOUNT DESCRIPTION	FY 2020 ACTUAL EXPENSES	FY 2021 ACTUAL EXPENSES	FY 2022 ADJ BUDGET EXPENSES	FY 2023 ADOPTED EXPENSES
FUND 415 SANITARY SEWER					
DEPT 45 PUBLIC WORKS					
DIV 41 SEWER TREATMENT					
540-9699	ENGINEERING FEE TRANSFER	0	0	0	0
540-9997	EMERG COMMUNICATION SERV	2,626	2,626	2,626	2,626
*	OTHER FINANCING USES	2,626	2,626	2,626	2,626
**	SEWER TREATMENT	6,827,071	6,794,141	12,929,646	11,860,063

ADOPTED BUDGET EXPENDITURES
FOR FISCAL YEAR 2023

ACCOUNT	ACCOUNT DESCRIPTION	FY 2020 ACTUAL EXPENSES	FY 2021 ACTUAL EXPENSES	FY 2022 ADJ BUDGET EXPENSES	FY 2023 ADOPTED EXPENSES
FUND 415	SANITARY SEWER				
DEPT 45	PUBLIC WORKS				
DIV 42	SEWER MAINTENANCE				
540-1010	REGULAR-FT	229,068	250,076	371,751	386,348
540-1020	OVERTIME-FT	1,015	1,216	1,000	1,000
540-1110	REGULAR-PT	0	0	0	22,540
540-1210	REGULAR-SEAS	0	0	19,000	19,380
540-1505	HOLIDAY PAY	9,415	9,751	0	0
540-1510	LONGEVITY PAY	5,410	7,038	7,807	8,057
540-1520	VACATION PAY	18,597	22,568	0	0
540-1530	STANDBY PAY	24,165	35,792	25,000	25,000
540-1540	COMPENSATION TIME PAY	9,079	3,132	0	0
540-1545	CARE LEAVE PAY	5,358	10	0	0
540-1565	SICK PAY	4,915	7,747	0	0
540-1570	FLOATING HOLIDAY PAY	2,517	2,018	0	0
540-1595	CELL PHONE ALLOWANCE	602	626	626	626
540-1605	HEALTH INSURANCE	59,437	59,649	81,123	88,397
540-1610	WORKER'S COMPENSATION	9,660	16,297	14,643	16,367
540-1615	FICA EXPENSE	22,022	24,226	31,478	32,297
540-1625	LAGERS RETIREMENT EXPENSE	37,326	42,544	54,022	54,734
540-1630	COMMUTER EXPENSE	26-	2	0	0
540-1635	DEFERRED COMP EXPENSE	2,893	3,009	3,009	3,009
540-1640	LIFE INSURANCE EXPENSE	622	608	798	824
540-1645	DENTAL INSURANCE	2,895	2,185	2,851	3,267
540-1650	DISABILITY INSURANCE-REG	830	605	871	902
540-1755	STAFF HEALTH CLUB REIMB	0	0	0	0
540-1805	OPEB BENEFIT EXPENSE	3,877-	57,553-	0	0
*	PERSONNEL SERVICES	441,923	431,546	613,979	662,748
540-2010	WEARING APPAREL & ACCESS	557	509	750	1,100
540-2015	JANITORIAL SUPPLIES	913	647	800	1,100
540-2040	HARDWARE SUPPLIES	94	425	3,500	3,500
540-2045	PAINT & PAINT SUPPLIES	622	620	750	750
540-2050	OPERATIONAL SUPPLIES	20,295	38,533	50,000	40,000
540-2055	ELECTRICAL SUPPLIES	2,648	0	3,000	3,000
540-2105	COMPUTER SUPPLIES	300	145	500	500
540-2110	COMPUTER SOFTWARE	0	0	0	0
540-2120	GENERAL OFFICE SUPPLIES	569	340	750	500
540-2130	SMALL OFFICE FURNISHINGS	0	377	0	0
540-2405	HAND TOOLS	102	273	300	300
540-2415	MACHINERY,TOOLS,IMPLEMENT	1,632-	0	0	0
540-2825	SAFETY EQUIPMENT	1,513	584	2,000	600
540-2835	EQUIPMENT LEASE & RENTAL	250	872	1,000	1,000
540-3005	ELECTRIC CHARGES	3,894	4,087	4,500	4,000
540-3010	GAS CHARGES	3,509	3,085	6,200	5,400
540-3015	TELEPHONE CHARGES	3,092	3,077	3,100	3,100

ADOPTED BUDGET EXPENDITURES
FOR FISCAL YEAR 2023

ACCOUNT	ACCOUNT DESCRIPTION	FY 2020 ACTUAL EXPENSES	FY 2021 ACTUAL EXPENSES	FY 2022 ADJ BUDGET EXPENSES	FY 2023 ADOPTED EXPENSES
FUND 415	SANITARY SEWER				
DEPT 45	PUBLIC WORKS				
DIV 42	SEWER MAINTENANCE				
540-3115	FUEL,OIL,& DIESEL	7,480	8,604	8,000	11,000
540-3125	PEST CONTROL	165	180	180	180
540-3205	POSTAGE	0	0	0	0
540-3210	FREIGHT & DELIVERY	196	0	1,000	0
540-4105	PROPERTY REPAIRS & MAINT	882	1,043	3,698	1,500
540-4115	OTHER PROPERTY REPAIRS	0	0	500	0
540-4116	SEWER REPAIRS	191,610	74,287	250,000	250,000
540-4210	CENTRAL GARAGE REPAIRS	45,150	21,433	30,000	25,000
540-5010	CONSULTING FEES	0	0	0	0
540-5115	TEMPORARY EMPLOYEE SERVIC	31,709	39,797	0	0
540-5265	MAINTENANCE CONTRACTS/AGR	5,900	5,900	5,900	5,900
540-6005	TRAVEL EXPENSES	0	606	750	1,000
540-6010	CONFERENCES & SEMINARS	0	929	1,000	1,500
540-6105	DUES & MEMBERSHIPS	177	177	180	2,000
*	OPERATIONAL SUPPLIES	319,995	206,530	378,358	362,930
540-7005	PRINTING SERVICES	76	0	100	100
540-7020	LEGAL NOTICES	163	915	200	500
540-7030	FEES & PERMITS	13,478	13,948	15,000	15,000
540-7125	DEPRECIATION EXPENSE	2,810,796	3,044,943	2,850,000	3,045,000
540-7305	LIABILITY INSURANCE	33,300	24,846	20,850	25,489
*	OTHER PURCHASES/SERVICES	2,857,813	3,084,652	2,886,150	3,086,089
540-8105	LAND ACQUISITIONS	0	0	110,000	135,000
540-8210	MOTOR VEHICLES	0	0	634,250	0
540-8220	OPERATING EQUIPMENT	0	0	10,000	0
540-8315	COMPUTER EQUIPMENT	0	0	0	0
540-8625	SANITARY SEWER EXTENSION	0	0	3,249,556	2,350,000
540-8675	SEWER REHABILITATION	0	0	2,900,338	1,500,000
540-8680	SEWER IMPROVEMENTS	0	14,117-	6,572,744	7,005,000
*	CAPITAL OUTLAY & IMPROVE	0	14,117-	13,476,888	10,990,000
540-9699	ENGINEERING FEE TRANSFER	0	0	0	0
540-9997	EMERG COMMUNICATION SERV	1,313	1,313	1,313	1,313
*	OTHER FINANCING USES	1,313	1,313	1,313	1,313
**	SEWER MAINTENANCE	3,621,044	3,709,924	17,356,688	15,103,080
***	PUBLIC WORKS	10,448,115	10,504,065	30,286,334	26,963,143

ADOPTED BUDGET EXPENDITURES
FOR FISCAL YEAR 2023

ACCOUNT	ACCOUNT DESCRIPTION	FY 2020 ACTUAL EXPENSES	FY 2021 ACTUAL EXPENSES	FY 2022 ADJ BUDGET EXPENSES	FY 2023 ADOPTED EXPENSES
FUND 415 SANITARY SEWER					
DEPT 90 TRANSFERS					
DIV 03 TRANSFERS					
540-9999	TRANSFER TO GENERAL FUND	1,368,027	1,432,845	1,438,311	1,469,657
*	OTHER FINANCING USES	1,368,027	1,432,845	1,438,311	1,469,657
**	TRANSFERS	1,368,027	1,432,845	1,438,311	1,469,657
***	TRANSFERS	1,368,027	1,432,845	1,438,311	1,469,657
****	SANITARY SEWER	13,308,735	13,563,577	33,043,690	29,725,955


CITY OF JOPLIN
STATE OF MISSOURI
ADOPTED 1917

Sanitary Sewer

2022-2023 Department Staffing

Division	FTE	Position
Billing & Collection	1.00	Utility Billing Supervisor
	3.00	Accounting Specialist
Sewer Treatment	1.00	Wastewater Plant Superintendent
	1.00	Assistant Wastewater Superintendent
	0.30	Assistant Director of Public Works/Operations
	1.00	Chief Wastewater Plant Technician
	1.00	Wastewater Pretreatment Inspector
	1.00	Wastewater Pretreatment Technician
	2.00	Chief Wastewater Plant Operator I
	1.00	Wastewater Laboratory Supervisor
	3.00	Wastewater Plant Technician
	18.00	Wastewater Plant Operator
	2.00	Wastewater Laboratory Technician
	2.00	Equipment Operator
	2.00	Wastewater Plant Utility Worker
	1.00	Wastewater Laboratory Assistant
	1.00	Laborer I
Sewer Maintenance	1.00	Infrastructure Maintenance Supervisor
	1.00	Civil Engineer II
	5.00	Equipment Operator
	1.00	Utility Locator
	1.00	Engineering Technician
	0.40	Accounting Specialist (2 Positions)
	50.70	**Total Full-Time FTE**

Division	P/T	Position
Billing & Collection	0.25	Utility Assistant (1 Position)
Sewer Treatment	1.50	Laborer (2 Positions)
Sewer Maintenance	1.50	Laborer (2 Positions)
	3.25	**Total Part-Time FTE**
	53.95	**Total FTE**

Sanitary Sewer

Capital Expenses

Division		
Billing & Collection	Replacement Computer	$ 1,000
Sewer Treatment	Replacement Nova Filter (4) - Shoal Creek	3,500,000
	Replacement Exhaust System - Turkey Creek Press Building	75,000
	Replacement Tractor	85,000
	Replacement Zero-Turn Mower	20,000
	Replacement 1/2-Ton Regular Cab 4x4 Truck	28,000
	Replacement Generator - Tin Cup Lift Station	75,000
	Replacement SCADA Software - Turkey Creek & Shoal Creek	580,000
	Laptop	1,200
Sewer Maintenance	East 20th Street Sewer Extension (ROW)	100,000
	Re-Route Golf Links Force Main (ROW)	35,000
	Re-Route 4th & Highview Sewer (Construction)	350,000
	East 7th Street Sewer Extension - Phase 2 of 2 (Construction)	800,000
	East Baker's Branch Sewer Extension - Phase 2 of 2 (Construction)	900,000
	East 20th Street Sewer Extension (Design)	300,000
	I & I Rehabilitation	1,500,000
	Tin Cup Parallel Line (Construction)	4,000,000
	Crane Road & Arbor Hills Lift Station Elimination	2,000,000
	Cleveland Lift Station Consolidation (Design)	400,000
	Replacement Freeman Interceptor (Design)	105,000
	20th & Malang Force Main to Shoal Creek Treatment Plant (Design)	500,000
		$ 15,355,200


CITY OF JOPLIN
STATE OF MISSOURI

Central Garage


CITY OF JOPLIN
STATE OF MISSOURI

Central Garage

Fund Balance Projection

	FY 2021 Actuals	FY 2022 Adjusted Budget	FY 2022 Estimated Actuals	FY 2023 Adopted Budget
REVENUES				
Charges & Assessments	$ 1,551,653	$ 1,577,750	$ 1,673,000	$ 1,683,000
Other Income & Donations	335	-	-	-
Federal Grants	-	-	-	-
State Grants	-	-	-	-
Local Grants	-	-	-	-
TOTAL REVENUES	**$ 1,551,988**	**$ 1,577,750**	**$ 1,673,000**	**$ 1,683,000**
EXPENSES				
Central Garage	$ 1,441,911	$ 1,866,170	$ 1,724,310	$ 1,505,876
(Less Fixed Assets)	-	(239,603)	(239,603)	(2,000)
TOTAL EXPENSES	**$ 1,441,911**	**$ 1,626,567**	**$ 1,484,707**	**$ 1,503,876**
EXCESS REVENUES OVER (UNDER) EXPENSES	**$ 110,077**	**$ (48,817)**	**$ 188,293**	**$ 179,124**
OTHER FINANCING SOURCES (USES)				
Transfers In	$ -	$ -	$ -	$ -
Transfers Out	(44,811)	(43,873)	(43,873)	(46,787)
TOTAL OTHER FINANCING SOURCES (USES)	**$ (44,811)**	**$ (43,873)**	**$ (43,873)**	**$ (46,787)**
NET CHANGE IN NET ASSETS	**$ 65,266**	**$ (92,690)**	**$ 144,420**	**$ 132,337**
NET ASSETS, BEGINNING OF YEAR	**$ 347,377**	**$ 412,643**	**$ 412,643**	**$ 557,063**
NET ASSETS, END OF YEAR	**$ 412,643**	**$ 319,953**	**$ 557,063**	**$ 689,400**
NET ASSETS SUMMARY:				
Invested in Capital Assets	$ 121,801	$ 326,404	$ 326,404	$ 293,404
Unrestricted Net Assets	290,842	(6,451)	230,659	395,996
TOTAL NET ASSETS SUMMARY	**$ 412,643**	**$ 319,953**	**$ 557,063**	**$ 689,400**

ADOPTED BUDGET REVENUES
FOR FISCAL YEAR 2023

ACCOUNT	ACCOUNT DESCRIPTION	FY 2020 ACTUAL REVENUE	FY 2021 ACTUAL REVENUE	FY 2022 ADJ BUDGET REVENUE	FY 2023 ADOPTED REVENUE
FUND 505	CENTRAL GARAGE				
440-0702	SAFETY EQUIPMENT SALES	3,708	2,649	5,000	3,000
440-0703	FUEL & OIL SALES	481,841	587,845	537,750	710,000
440-0704	PARTS & MATERIALS SOLD	452,976	392,089	500,000	400,000
440-0705	SERVICE LABOR CHARGE	440,440	544,601	500,000	500,000
440-0706	FUEL SOLD-OUTSIDE AGENCY	30,836	24,469	35,000	70,000
440-0707	OUTSIDE COMMERCIAL REPAIR	0	0	0	0
*	CHARGES & ASSESSMENTS	1,409,801	1,551,653	1,577,750	1,683,000
450-0401	CITY RESALE PROCEEDS	2,700	335	0	0
450-0402	GAIN/LOSS-SALE OF PROP	0	0	0	0
450-0604	INSURANCE CLAIM SETTLEMNT	0	0	0	0
450-0611	OTHER INCOME	0	0	0	0
*	OTHER INCOME/DONATIONS	2,700	335	0	0
470-0207	FEMA-FEDERAL DISASTER	0	0	0	0
470-1501	CARES GRANT	1,697	0	0	0
*	FEDERAL GRANTS	1,697	0	0	0
**	CENTRAL GARAGE	1,414,198	1,551,988	1,577,750	1,683,000

ADOPTED BUDGET EXPENDITURES
FOR FISCAL YEAR 2023

ACCOUNT	ACCOUNT DESCRIPTION	FY 2020 ACTUAL EXPENSES	FY 2021 ACTUAL EXPENSES	FY 2022 ADJ BUDGET EXPENSES	FY 2023 ADOPTED EXPENSES
FUND 505	CENTRAL GARAGE				
DEPT 78	CENTRAL GARAGE				
DIV 70	CENTRAL GARAGE				
500-1010	REGULAR-FT	155,252	169,834	192,616	201,656
500-1020	OVERTIME-FT	154	500	500	500
500-1505	HOLIDAY PAY	5,965	6,545	0	0
500-1510	LONGEVITY PAY	1,691	1,887	1,943	2,537
500-1520	VACATION PAY	6,620	9,443	0	0
500-1530	STANDBY PAY	0	381	0	0
500-1540	COMPENSATION TIME PAY	5,061	18	0	0
500-1545	CARE LEAVE PAY	0	5	0	0
500-1565	SICK PAY	5,190	3,656	0	0
500-1570	FLOATING HOLIDAY PAY	1,325	1,473	0	0
500-1575	CITIZENSHIP LEAVE PAY	0	0	0	0
500-1595	CELL PHONE ALLOWANCE	602	626	626	626
500-1605	HEALTH INSURANCE	25,424	26,627	27,689	29,985
500-1610	WORKER'S COMPENSATION	4,305	7,438	7,576	8,002
500-1615	FICA EXPENSE	13,175	14,480	14,395	15,291
500-1625	LAGERS RETIREMENT EXPENSE	14,632	24,487	26,026	26,691
500-1630	COMMUTER EXPENSE	26-	2	0	0
500-1635	DEFERRED COMP EXPENSE	1,446	1,504	1,504	1,504
500-1640	LIFE INSURANCE EXPENSE	370	370	373	384
500-1645	DENTAL INSURANCE	932	897	899	934
500-1650	DISABILITY INSURANCE-REG	548	428	424	443
500-1805	OPEB BENEFIT EXPENSE	2,094-	34,977-	0	0
*	PERSONNEL SERVICES	240,572	235,624	274,571	288,553
500-2015	JANITORIAL SUPPLIES	2,456	806	2,500	1,500
500-2050	OPERATIONAL SUPPLIES	0	0	0	0
500-2060	SHOP SUPPLIES	8,027	8,439	12,000	10,500
500-2120	GENERAL OFFICE SUPPLIES	946	513	650	500
500-2405	HAND TOOLS	1,990	886	1,500	1,500
500-2415	MACHINERY,TOOLS,IMPLEMENT	177	115	1,000	1,000
500-2430	MECHANICAL SUPPLIES	0	90	500	500
500-2825	SAFETY EQUIPMENT	570	92	500	500
500-2835	EQUIPMENT LEASE & RENTAL	393	253	500	1,000
500-3005	ELECTRIC CHARGES	5,418	5,686	5,800	5,800
500-3010	GAS CHARGES	2,956	2,843	4,500	4,500
500-3015	TELEPHONE CHARGES	259	139	275	250
500-3035	SANITATION CHARGES	546	484	550	550
500-3115	FUEL,OIL,& DIESEL	12,469	22,310	18,500	23,500
500-3116	OUTSIDE AGENCY FUEL	31,273	24,978	39,000	35,000
500-3125	PEST CONTROL	165	180	180	180
500-3205	POSTAGE	430	0	0	0
500-3210	FREIGHT & DELIVERY	0	50	0	0
500-4105	PROPERTY REPAIRS & MAINT	1,996	7,218	3,500	3,500

ADOPTED BUDGET EXPENDITURES
FOR FISCAL YEAR 2023

ACCOUNT	ACCOUNT DESCRIPTION	FY 2020 ACTUAL EXPENSES	FY 2021 ACTUAL EXPENSES	FY 2022 ADJ BUDGET EXPENSES	FY 2023 ADOPTED EXPENSES
FUND 505	CENTRAL GARAGE				
DEPT 78	CENTRAL GARAGE				
DIV 70	CENTRAL GARAGE				
500-4120	BUILDING REPAIRS	275	1,644	1,900	6,000
500-4125	GENERAL EQUIPMENT REPAIRS	0	0	0	0
500-4130	MACHINERY REPAIRS	515	1,062	1,000	1,000
500-4210	CENTRAL GARAGE REPAIRS	3,893	3,752	5,000	4,000
500-5205	LAUNDRY SERVICES	3,613	4,006	3,900	4,500
500-5265	MAINTENANCE CONTRACTS/AGR	6,943	6,578	7,000	7,000
500-6005	TRAVEL EXPENSES	0	0	0	0
500-6010	CONFERENCES & SEMINARS	0	0	0	0
500-6105	DUES & MEMBERSHIPS	0	0	0	0
*	OPERATIONAL SUPPLIES	85,310	92,124	110,255	112,780
500-7010	COPY SERVICES	1,631	1,820	1,900	2,000
500-7020	LEGAL NOTICES	0	254	0	0
500-7030	FEES & PERMITS	33	124	200	150
500-7125	DEPRECIATION EXPENSE	32,296	32,610	35,000	35,000
500-7215	COST OF SAFETY EQUIP SOLD	4,188	3,775	5,000	4,000
500-7220	COST OF FUEL & OIL SALES	498,270	620,451	670,300	540,300
500-7225	COST OF PARTS & MATERIALS	457,282	433,598	512,369	500,000
500-7305	LIABILITY INSURANCE	28,395	21,531	16,972	21,093
*	OTHER PURCHASES/SERVICES	1,022,095	1,114,163	1,241,741	1,102,543
500-8015	FACILITY IMPROVEMENTS	0	0	239,603	0
500-8205	MACHINE & TOOLS	0	0	0	0
500-8210	MOTOR VEHICLES	0	0	0	0
500-8220	OPERATING EQUIPMENT	0	0	0	0
500-8315	COMPUTER EQUIPMENT	0	0	0	2,000
*	CAPITAL OUTLAY & IMPROVE	0	0	239,603	2,000
500-9997	EMERG COMMUNICATION	1,313	1,313	1,313	1,313
500-9999	TRANSFER TO GENERAL FUND	51,435	43,498	42,560	45,474
*	OTHER FINANCING USES	52,748	44,811	43,873	46,787
**	CENTRAL GARAGE	1,400,725	1,486,722	1,910,043	1,552,663
***	CENTRAL GARAGE	1,400,725	1,486,722	1,910,043	1,552,663
****	CENTRAL GARAGE	1,400,725	1,486,722	1,910,043	1,552,663

Central Garage

2022-2023 Department Staffing

Division	FTE	Position
Central Garage	1.00	Fleet Maintenance Supervisor
	2.00	Automotive Technician II
	1.00	Automotive Service Worker
	0.20	Accounting Specialist (2 Positions)
	4.20	**Total FTE**

Capital Expenses

Division		
Central Garage	Replacement Computer (2)	$ 2,000
		$ 2,000


CITY OF JOPLIN
STATE OF MISSOURI

Health Self-Insurance


CITY OF JOPLIN
STATE OF MISSOURI

Health Self-Insurance

Fund Balance Projection

	FY 2021 Actuals	FY 2022 Adjusted Budget	FY 2022 Estimated Actuals	FY 2023 Adopted Budget
REVENUES				
Service Charges & User Fees	$ 1,130,794	$ 1,200,000	$ 1,205,000	$ 1,205,000
Charges & Assessments	4,527,005	4,800,000	5,000,000	5,000,000
Other Income & Donations	751,199	500,000	855,000	855,000
State Grants	9,977	-	-	-
TOTAL REVENUES	**$ 6,418,975**	**$ 6,500,000**	**$ 7,060,000**	**$ 7,060,000**
EXPENSES				
Health Self-Insurance	$ 6,897,975	$ 6,468,807	$ 6,997,007	$ 6,995,800
(Less Fixed Assets)	-	(1,207)	(1,207)	-
TOTAL EXPENSES	**$ 6,897,975**	**$ 6,467,600**	**$ 6,995,800**	**$ 6,995,800**
EXCESS REVENUES OVER (UNDER) EXPENSES	**$ (479,000)**	**$ 32,400**	**$ 64,200**	**$ 64,200**
OTHER FINANCING SOURCES (USES)				
Transfers In	$ -	$ -	$ -	$ -
Transfers Out	-	-	-	-
TOTAL OTHER FINANCING SOURCES (USES)	$ -	$ -	$ -	$ -
NET CHANGE IN NET ASSETS	**$ (479,000)**	**$ 32,400**	**$ 64,200**	**$ 64,200**
NET ASSETS, BEGINNING OF YEAR	**$ 3,237,795**	**$ 2,758,795**	**$ 2,758,795**	**$ 2,822,995**
NET ASSETS, END OF YEAR	**$ 2,758,795**	**$ 2,791,195**	**$ 2,822,995**	**$ 2,887,195**
FUND BALANCE SUMMARY:				
Invested in Capital Assets	$ 23,406	$ 17,313	$ 16,113	$ 7,613
Unrestricted Fund Balance	2,735,389	2,773,882	2,806,882	2,879,582
TOTAL FUND BALANCE SUMMARY	**$ 2,758,795**	**$ 2,791,195**	**$ 2,822,995**	**$ 2,887,195**

ADOPTED BUDGET REVENUES
FOR FISCAL YEAR 2023

ACCOUNT	ACCOUNT DESCRIPTION	FY 2020 ACTUAL REVENUE	FY 2021 ACTUAL REVENUE	FY 2022 ADJ BUDGET REVENUE	FY 2023 ADOPTED REVENUE
FUND 510	HEALTH SELF-INSURANCE				
430-1301	EMPLOYEE HEALTH INS CONTR	1,029,754	1,027,531	1,100,000	1,100,000
430-1302	COBRA HEALTH INS CONTRIB	104,018	103,263	100,000	105,000
*	SERVICE CHARGES/USER FEES	1,133,772	1,130,794	1,200,000	1,205,000
440-0803	HEALTH PLAN INS ASSESS	4,541,540	4,527,005	4,800,000	5,000,000
*	CHARGES & ASSESSMENTS	4,541,540	4,527,005	4,800,000	5,000,000
450-0103	INVESTMENTS	0	0	0	0
450-0108	HEALTH PLAN INTEREST	0	0	0	0
450-0204	GAIN/LOSS ON INVESTMENTS	0	0	0	0
450-0602	CLAIMS REFUNDED	0	0	0	0
450-0603	STOP LOSS REIMBURSEMENT	1,200,504	424,131	500,000	500,000
450-0604	INSURANCE CLAIM SETTLEMNT	946	0	0	0
450-0611	OTHER INCOME	0	1,767	0	1,500
450-0630	INSURANCE REBATES	0	325,301	0	350,000
450-0631	PHARMACY CREDIT	0	0	0	3,500
*	OTHER INCOME/DONATIONS	1,201,450	751,199	500,000	855,000
460-0201	GENERAL FUND SUBSIDY	0	0	0	0
*	TRANSFERS/SUBSIDIES	0	0	0	0
480-0714	WORKPLACE WELLNESS	0	9,977	0	0
*	STATE GRANTS	0	9,977	0	0
**	HEALTH SELF-INSURANCE	6,876,762	6,418,975	6,500,000	7,060,000

ADOPTED BUDGET EXPENDITURES
FOR FISCAL YEAR 2023

ACCOUNT	ACCOUNT DESCRIPTION	FY 2020 ACTUAL EXPENSES	FY 2021 ACTUAL EXPENSES	FY 2022 ADJ BUDGET EXPENSES	FY 2023 ADOPTED EXPENSES
FUND 510	HEALTH SELF-INSURANCE				
DEPT 75	RISK MANAGEMENT				
DIV 04	EMPLOYEE HEALTH				
500-2205	FOOD & BEVERAGE SUPPLIES	60	0	500	500
500-2815	SPEC EVENTS & PROMOTIONS	2,342-	1,457-	0	0
500-5010	CONSULTING FEES	117,000	35,000	35,000	35,000
500-5235	BENEFIT PLAN ADMINISTRAT	262,988	318,390	220,000	280,000
500-5265	MAINTENANCE CONTRACTS/AGR	1,800	1,800	1,800	1,800
500-5305	JUDGMENTS & CLAIMS	5,835,928	5,843,340	5,500,000	6,000,000
*	OPERATIONAL SUPPLIES	6,215,434	6,197,073	5,757,300	6,317,300
500-7030	FEES & PERMITS	7,025	0	3,000	0
500-7125	DEPRECIATION EXPENSE	7,214	8,489	7,300	8,500
500-7140	INSURANCE PREMIUMS	614,298	692,413	700,000	670,000
*	OTHER PURCHASES/SERVICES	628,537	700,902	710,300	678,500
500-8220	OPERATING EQUIPMENT	0	0	1,207	0
*	CAPITAL OUTLAY & IMPROVE	0	0	1,207	0
**	EMPLOYEE HEALTH	6,843,971	6,897,975	6,468,807	6,995,800
***	RISK MANAGEMENT	6,843,971	6,897,975	6,468,807	6,995,800
****	HEALTH SELF-INSURANCE	6,843,971	6,897,975	6,468,807	6,995,800


CITY OF JOPLIN
STATE OF MISSOURI

Health Self-Insurance

2022-2023 Department Staffing

Capital Expenditures


CITY OF JOPLIN
STATE OF MISSOURI

Worker's Compensation Self-Insurance


CITY OF JOPLIN
STATE OF MISSOURI

Worker's Compensation Self-Insurance

Fund Balance Projection

	FY 2021 Actuals	FY 2022 Adjusted Budget	FY 2022 Estimated Actuals	FY 2023 Adopted Budget
REVENUES				
Charges & Assessments	$ 962,434	$ 992,992	$ 996,292	$ 1,148,695
Other Income & Donations	21,469	16,500	1,500	1,500
Federal Grants	-	-	-	-
TOTAL REVENUES	**$ 983,903**	**$ 1,009,492**	**$ 997,792**	**$ 1,150,195**
EXPENSES				
Worker's Compensation	$ 371,772	$ 1,204,623	$ 1,099,325	$ 1,098,696
TOTAL EXPENSES	**$ 371,772**	**$ 1,204,623**	**$ 1,099,325**	**$ 1,098,696**
EXCESS REVENUES OVER (UNDER) EXPENSES	**$ 612,131**	**$ (195,131)**	**$ (101,533)**	**$ 51,499**
OTHER FINANCING SOURCES (USES)				
Transfers In	$ -	$ -	$ -	$ -
Transfers Out	-	-	-	-
TOTAL OTHER FINANCING SOURCES (USES)	**$ -**	**$ -**	**$ -**	**$ -**
NET CHANGE IN NET ASSETS	**$ 612,131**	**$ (195,131)**	**$ (101,533)**	**$ 51,499**
NET ASSETS, BEGINNING OF YEAR	**$ 1,027,959**	**$ 1,640,090**	**$ 1,640,090**	**$ 1,538,557**
NET ASSETS, END OF YEAR	**$ 1,640,090**	**$ 1,444,959**	**$ 1,538,557**	**$ 1,590,056**
FUND BALANCE SUMMARY:				
Reserved Fund Balance	$ -	$ -	$ -	$ -
Unrestricted Fund Balance	1,640,090	1,444,959	1,538,557	1,590,056
TOTAL FUND BALANCE SUMMARY	**$ 1,640,090**	**$ 1,444,959**	**$ 1,538,557**	**$ 1,590,056**

ADOPTED BUDGET REVENUES
FOR FISCAL YEAR 2023

ACCOUNT	ACCOUNT DESCRIPTION	FY 2020 ACTUAL REVENUE	FY 2021 ACTUAL REVENUE	FY 2022 ADJ BUDGET REVENUE	FY 2023 ADOPTED REVENUE
FUND 512	WORKER'S COMP SELF-INSUR				
440-0802	WORKERS COMP INS ASSESS	655,750	962,434	992,992	1,148,695
*	CHARGES & ASSESSMENTS	655,750	962,434	992,992	1,148,695
450-0103	INVESTMENTS	0	0	0	0
450-0107	WORKERS COMP INTEREST	984	1,453	1,500	1,500
450-0203	REALIZED GAIN/LOSS	1,459	818-	0	0
450-0602	CLAIMS REFUNDED	363	0	0	0
450-0603	STOP LOSS REIMBURSEMENT	27,393	20,834	15,000	0
*	OTHER INCOME/DONATIONS	30,199	21,469	16,500	1,500
470-1501	CARES GRANT	5,013	0	0	0
*	FEDERAL GRANTS	5,013	0	0	0
**	WORKER'S COMP SELF-INSUR	690,962	983,903	1,009,492	1,150,195

ADOPTED BUDGET EXPENDITURES
FOR FISCAL YEAR 2023

ACCOUNT	ACCOUNT DESCRIPTION	FY 2020 ACTUAL EXPENSES	FY 2021 ACTUAL EXPENSES	FY 2022 ADJ BUDGET EXPENSES	FY 2023 ADOPTED EXPENSES
FUND 512	WORKER'S COMP SELF-INSUR				
DEPT 75	RISK MANAGEMENT				
DIV 03	WORKERS COMPENSATION				
500-1010	REGULAR-FT	55,691	55,799	19,789	19,920
500-1020	OVERTIME-FT	0	0	0	0
500-1505	HOLIDAY PAY	2,114	2,164	0	0
500-1510	LONGEVITY PAY	819	635	173	0
500-1520	VACATION PAY	2,864	1,675	0	0
500-1535	AUTO ALLOWANCE	1,863	1,079	602	481
500-1540	COMPENSATION TIME PAY	91	0	0	0
500-1565	SICK PAY	651	836	0	0
500-1570	FLOATING HOLIDAY PAY	470	316	0	0
500-1595	CELL PHONE ALLOWANCE	481	312	125	125
500-1605	HEALTH INSURANCE	9,686	8,913	2,575	2,050
500-1610	WORKER'S COMPENSATION	105	163	56	53
500-1615	FICA EXPENSE	4,620	4,476	1,286	1,311
500-1625	LAGERS RETIREMENT EXPENSE	5,261	7,761	2,752	2,668
500-1635	DEFERRED COMP EXPENSE	1,157	1,104	301	150
500-1640	LIFE INSURANCE EXPENSE	145	128	42	43
500-1645	DENTAL INSURANCE	337	272	71	105
500-1650	DISABILITY INSURANCE-REG	194	134	43	43
500-1735	STAFF DEVELOPMENT	0	0	0	0
500-1780	EMPLOYEE SAFETY AWARDS	0	0	0	0
500-1805	OPEB BENEFIT EXPENSE	2,249-	11,120-	0	0
*	PERSONNEL SERVICES	84,300	74,647	27,815	26,949
500-2120	GENERAL OFFICE SUPPLIES	0	0	0	0
500-2205	FOOD & BEVERAGE SUPPLIES	0	0	0	0
500-2815	SPEC EVENTS & PROMOTIONS	0	0	0	0
500-5010	CONSULTING FEES	0	0	0	0
500-5235	BENEFIT PLAN ADMINISTRAT	20,150	37,145	28,000	35,000
500-5305	JUDGMENTS & CLAIMS	799,335	45,996	950,000	800,000
500-6005	TRAVEL EXPENSES	0	0	1,000	1,000
500-6010	CONFERENCES & SEMINARS	0	0	500	600
500-6105	DUES & MEMBERSHIPS	0	0	425	0
500-6110	PUBLICATIONS & SUBSCRIPT	0	0	0	0
*	OPERATIONAL SUPPLIES	819,485	83,141	979,925	836,600
500-7030	FEES & PERMITS	43,800	59,751	45,000	60,000
500-7110	INTEREST EXPENSE	0	0	0	0
500-7140	INSURANCE PREMIUMS	114,444	152,966	151,000	175,000
500-7305	LIABILITY INSURANCE	1,543	1,267	117	147
*	OTHER PURCHASES/SERVICES	159,787	213,984	196,117	235,147

ADOPTED BUDGET EXPENDITURES
FOR FISCAL YEAR 2023

ACCOUNT	ACCOUNT DESCRIPTION	FY 2020 ACTUAL EXPENSES	FY 2021 ACTUAL EXPENSES	FY 2022 ADJ BUDGET EXPENSES	FY 2023 ADOPTED EXPENSES
FUND 512	WORKER'S COMP SELF-INSUR				
DEPT 75	RISK MANAGEMENT				
DIV 03	WORKERS COMPENSATION				
500-8315	COMPUTER EQUIPMENT	0	0	766	0
*	CAPITAL OUTLAY & IMPROVE	0	0	766	0
500-9990	TRANSFER TO OTHER FUNDS	0	0	0	0
500-9999	TRANSFER TO GENERAL FUND	0	0	0	0
*	OTHER FINANCING USES	0	0	0	0
**	WORKERS COMPENSATION	1,063,572	371,772	1,204,623	1,098,696
***	RISK MANAGEMENT	1,063,572	371,772	1,204,623	1,098,696
****	WORKER'S COMP SELF-INSUR	1,063,572	371,772	1,204,623	1,098,696

Worker's Compensation Self-Insurance

2022-2023 Department Staffing

Division	FTE	Position
Worker's Compensation	0.10	Human Resources Director/Risk Mgmt.
	0.10	Human Resources/Safety Manager
	0.10	Human Resources Specialist
	0.30	Total FTE

Capital Expenses


CITY OF JOPLIN
STATE OF MISSOURI

Liability & Property Self-Insurance


CITY OF JOPLIN
STATE OF MISSOURI

Liability & Property Self-Insurance

Fund Balance Projection

	FY 2021 Actuals	FY 2022 Adjusted Budget	FY 2022 Estimated Actuals	FY 2023 Adopted Budget
REVENUES				
Charges & Assessments	$ 1,364,057	$ 1,113,815	$ 1,113,815	$ 1,358,834
Other Income & Donations	926,075	10,000	466,512	-
TOTAL REVENUES	**$ 2,290,132**	**$ 1,123,815**	**$ 1,580,327**	**$ 1,358,834**
EXPENSES				
Risk Management Administration	$ 2,645,449	$ 1,446,140	$ 1,379,819	$ 1,383,649
TOTAL EXPENSES	**$ 2,645,449**	**$ 1,446,140**	**$ 1,379,819**	**$ 1,383,649**
EXCESS REVENUES OVER (UNDER) EXPENSES	**$ (355,317)**	**$ (322,325)**	**$ 200,508**	**$ (24,815)**
OTHER FINANCING SOURCES (USES)				
Transfers In	$ -	$ -	$ -	$ -
Transfers Out	-	-	-	-
TOTAL OTHER FINANCING SOURCES (USES)	$ -	$ -	$ -	$ -
NET CHANGE IN NET ASSETS	**$ (355,317)**	**$ (322,325)**	**$ 200,508**	**$ (24,815)**
NET ASSETS, BEGINNING OF YEAR	**$ 1,582,803**	**$ 1,227,486**	**$ 1,227,486**	**$ 1,427,994**
NET ASSETS, END OF YEAR	**$ 1,227,486**	**$ 905,161**	**$ 1,427,994**	**$ 1,403,179**
FUND BALANCE SUMMARY:				
Reserved Fund Balance	$ -	$ -	$ -	$ -
Unrestricted Fund Balance	1,227,486	905,161	1,427,994	1,403,179
TOTAL FUND BALANCE SUMMARY	**$ 1,227,486**	**$ 905,161**	**$ 1,427,994**	**$ 1,403,179**

ADOPTED BUDGET REVENUES
FOR FISCAL YEAR 2023

ACCOUNT	ACCOUNT DESCRIPTION	FY 2020 ACTUAL REVENUE	FY 2021 ACTUAL REVENUE	FY 2022 ADJ BUDGET REVENUE	FY 2023 ADOPTED REVENUE
FUND 515	LIABILITY & PROPERTY INS				
440-0801	GENERAL LIABILITY ASSESS	1,763,607	1,364,057	1,113,815	1,358,834
*	CHARGES & ASSESSMENTS	1,763,607	1,364,057	1,113,815	1,358,834
450-0103	INVESTMENTS	0	0	0	0
450-0204	GAIN/LOSS ON INVESTMENTS	0	0	0	0
450-0602	CLAIMS REFUNDED	22,648	313,732	10,000	0
450-0603	STOP LOSS REIMBURSEMENT	0	333,555	0	0
450-0604	INSURANCE CLAIM SETTLEMNT	207,476	278,788	0	0
*	OTHER INCOME/DONATIONS	230,124	926,075	10,000	0
**	LIABILITY & PROPERTY INS	1,993,731	2,290,132	1,123,815	1,358,834

ADOPTED BUDGET EXPENDITURES
FOR FISCAL YEAR 2023

ACCOUNT	ACCOUNT DESCRIPTION	FY 2020 ACTUAL EXPENSES	FY 2021 ACTUAL EXPENSES	FY 2022 ADJ BUDGET EXPENSES	FY 2023 ADOPTED EXPENSES
FUND 515	LIABILITY & PROPERTY INS				
DEPT 75	RISK MANAGEMENT				
DIV 01	ADMINISTRATION				
500-1010	REGULAR-FT	45,006	43,999	19,789	19,920
500-1020	OVERTIME-FT	0	0	0	0
500-1505	HOLIDAY PAY	1,709	1,706	0	0
500-1510	LONGEVITY PAY	591	373	173	0
500-1520	VACATION PAY	2,414	1,321	0	0
500-1535	AUTO ALLOWANCE	1,631	845	602	481
500-1540	COMPENSATION TIME PAY	46	0	0	0
500-1565	SICK PAY	470	418	0	0
500-1570	FLOATING HOLIDAY PAY	380	316	0	0
500-1595	CELL PHONE ALLOWANCE	361	190	125	125
500-1605	HEALTH INSURANCE	7,264	6,434	2,575	2,050
500-1610	WORKER'S COMPENSATION	85	128	56	53
500-1615	FICA EXPENSE	3,736	3,537	1,286	1,311
500-1625	LAGERS RETIREMENT EXPENSE	4,226	6,000	2,752	2,668
500-1635	DEFERRED COMP EXPENSE	868	812	301	150
500-1640	LIFE INSURANCE EXPENSE	117	100	42	43
500-1645	DENTAL INSURANCE	288	226	71	105
500-1650	DISABILITY INSURANCE-REG	156	105	43	43
500-1755	STAFF HEALTH CLUB REIMB	0	0	0	0
500-1805	OPEB BENEFIT EXPENSE	1,801-	8,345-	0	0
*	PERSONNEL SERVICES	67,547	58,165	27,815	26,949
500-5010	CONSULTING FEES	0	800	0	0
500-5015	LEGAL FEES	187	0	0	0
500-5235	BENEFIT PLAN ADMINISTRAT	19,800	11,550	20,000	15,000
500-5305	JUDGMENTS & CLAIMS	544,438	1,843,511	637,000	550,000
500-6005	TRAVEL EXPENSES	0	0	0	1,000
500-6010	CONFERENCES & SEMINARS	0	0	0	600
500-6105	DUES & MEMBERSHIPS	0	0	0	100
*	OPERATIONAL SUPPLIES	564,425	1,855,861	657,000	566,700
500-7005	PRINTING SERVICES	0	0	0	0
500-7030	FEES & PERMITS	735	18,130	750	20,000
500-7085	UNEMPLOYMENT CLAIMS	17,617	10,841	10,000	15,000
500-7140	INSURANCE PREMIUMS	627,757	702,452	750,000	755,000
*	OTHER PURCHASES/SERVICES	646,109	731,423	760,750	790,000
500-8315	COMPUTER EQUIPMENT	0	0	575	0
*	CAPITAL OUTLAY & IMPROVE	0	0	575	0

ADOPTED BUDGET EXPENDITURES
FOR FISCAL YEAR 2023

ACCOUNT	ACCOUNT DESCRIPTION	FY 2020 ACTUAL EXPENSES	FY 2021 ACTUAL EXPENSES	FY 2022 ADJ BUDGET EXPENSES	FY 2023 ADOPTED EXPENSES
FUND 515 LIABILITY & PROPERTY INS					
DEPT 75 RISK MANAGEMENT					
DIV 01 ADMINISTRATION					
500-9999	TRANSFER TO GENERAL FUND	0	0	0	0
*	OTHER FINANCING USES	0	0	0	0
**	ADMINISTRATION	1,278,081	2,645,449	1,446,140	1,383,649
***	RISK MANAGEMENT	1,278,081	2,645,449	1,446,140	1,383,649
****	LIABILITY & PROPERTY INS	1,278,081	2,645,449	1,446,140	1,383,649

Liability & Property Self-Insurance

2022-2023 Department Staffing

Division	FTE	Position
Risk Management	0.10	Human Resources Director/Risk Mgmt.
	0.10	Human Resources/Safety Manager
	0.10	Human Resources Specialist
	0.30	**Total FTE**

Capital Expenses


CITY OF JOPLIN
STATE OF MISSOURI

Emergency Communications


CITY OF JOPLIN
STATE OF MISSOURI

Emergency Communications

Fund Balance Projection

	FY 2021 Actuals	FY 2022 Adjusted Budget	FY 2022 Estimated Actuals	FY 2023 Adopted Budget
REVENUES				
Licenses & Permits	$ -	$ -	$ -	$ -
Service Charges & User Fees	1,778,722	2,314,148	2,311,592	2,311,548
Other Income & Donations	-	-	-	-
Federal Grants	137,129	-	-	-
TOTAL REVENUES	**$ 1,915,851**	**$ 2,314,148**	**$ 2,311,592**	**$ 2,311,548**
EXPENSES				
Communications Dispatch Services	$ 1,190,924	$ 1,506,349	$ 1,524,819	$ 1,585,173
Communications Radio Services	391,250	821,247	771,160	1,027,469
(Less Fixed Assets)	-	(417,454)	(394,302)	(652,063)
TOTAL EXPENSES	**$ 1,582,174**	**$ 1,910,142**	**$ 1,901,677**	**$ 1,960,579**
EXCESS REVENUES OVER (UNDER) EXPENSES	**$ 333,677**	**$ 404,006**	**$ 409,915**	**$ 350,969**
OTHER FINANCING SOURCES (USES)				
Transfers In	$ -	$ -	$ -	$ -
Transfers Out	(89,366)	(89,440)	(89,440)	(86,742)
TOTAL OTHER FINANCING SOURCES (USES)	**$ (89,366)**	**$ (89,440)**	**$ (89,440)**	**$ (86,742)**
NET CHANGE IN NET ASSETS	**$ 244,311**	**$ 314,566**	**$ 320,475**	**$ 264,227**
NET ASSETS, BEGINNING OF YEAR	**$ 1,744,599**	**$ 1,988,910**	**$ 1,988,910**	**$ 2,309,385**
NET ASSETS, END OF YEAR	**$ 1,988,910**	**$ 2,303,476**	**$ 2,309,385**	**$ 2,573,612**
NET ASSETS SUMMARY:				
Invested in Capital Assets	$ 1,286,232	$ 1,498,686	$ 1,435,534	$ 1,842,597
Unrestricted Net Assets	702,678	804,790	873,851	731,015
TOTAL NET ASSETS SUMMARY	**$ 1,988,910**	**$ 2,303,476**	**$ 2,309,385**	**$ 2,573,612**

ADOPTED BUDGET REVENUES
FOR FISCAL YEAR 2023

ACCOUNT	ACCOUNT DESCRIPTION	FY 2020 ACTUAL REVENUE	FY 2021 ACTUAL REVENUE	FY 2022 ADJ BUDGET REVENUE	FY 2023 ADOPTED REVENUE
FUND 520	EMERGENCY COMMUNICATIONS				
410-0107	ALARM PERMIT FEES	0	0	0	0
*	LICENSES & PERMITS	0	0	0	0
430-1201	FALSE ALARM FEES	3,275	50	20,000	20,000
430-1203	POLICE ASSESSMENT	1,467,162	1,454,393	1,903,400	1,903,400
430-1204	FIRE ASSESSMENT	250,817	248,909	312,850	312,850
430-1205	HEALTH DEPT ASSESSMENT	11,478	11,478	11,478	11,478
430-1206	MAPS DEPT ASSESSMENT	21,008	21,008	21,008	21,008
430-1207	PUBLIC WORKS ASSESSMENT	27,247	27,247	27,247	27,247
430-1208	PARKS ASSESSMENT	6,565	6,565	6,565	6,565
430-1209	METS COMMUNICATIONS FEE	3,528	3,528	3,500	3,500
430-1210	NEWTON CO 911 FEES	5,544	5,544	5,500	5,500
430-1211	MSSU USER FEE	86	0	100	0
430-1212	DUQUESNE USER FEE	2,381	0	2,500	0
*	SERVICE CHARGES/USER FEES	1,799,091	1,778,722	2,314,148	2,311,548
450-0103	INVESTMENTS	0	0	0	0
450-0204	GAIN/LOSS ON INVESTMENTS	0	0	0	0
450-0401	CITY RESALE PROCEEDS	0	0	0	0
450-0402	GAIN/LOSS-SALE OF PROP	0	0	0	0
450-0406	SALE OF PROP & EQUIP	0	0	0	0
450-0604	INSURANCE CLAIM SETTLEMNT	0	0	0	0
450-0611	OTHER INCOME	0	0	0	0
*	OTHER INCOME/DONATIONS	0	0	0	0
470-0207	FEMA-FEDERAL DISASTER	0	0	0	0
470-0904	FIRE ACT GRANT	0	131,818	0	0
470-1501	CARES GRANT	3,257	5,311	0	0
*	FEDERAL GRANTS	3,257	137,129	0	0
**	EMERGENCY COMMUNICATIONS	1,802,348	1,915,851	2,314,148	2,311,548

ADOPTED BUDGET EXPENDITURES
FOR FISCAL YEAR 2023

ACCOUNT	ACCOUNT DESCRIPTION	FY 2020 ACTUAL EXPENSES	FY 2021 ACTUAL EXPENSES	FY 2022 ADJ BUDGET EXPENSES	FY 2023 ADOPTED EXPENSES
FUND 520	EMERGENCY COMMUNICATIONS				
DEPT 85	EMERGENCY COMMUNICATIONS				
DIV 02	COMM DISPATCH SERVICES				
510-1010	REGULAR-FT	599,861	601,876	745,591	770,273
510-1020	OVERTIME-FT	51,057	58,406	45,000	53,000
510-1110	REGULAR-PT	0	0	0	0
510-1410	OTHER STIPENDS	0	0	0	0
510-1505	HOLIDAY PAY	17,972	18,415	0	0
510-1510	LONGEVITY PAY	5,180	6,224	6,763	6,770
510-1520	VACATION PAY	23,139	32,637	0	0
510-1530	STANDBY PAY	1,364	632	1,000	500
510-1540	COMPENSATION TIME PAY	12,347	12,347	0	0
510-1545	CARE LEAVE PAY	0	0	0	0
510-1565	SICK PAY	14,393	12,949	0	0
510-1570	FLOATING HOLIDAY PAY	4,282	4,651	0	0
510-1575	CITIZENSHIP LEAVE PAY	0	0	0	0
510-1595	CELL PHONE ALLOWANCE	0	0	626	0
510-1605	HEALTH INSURANCE	106,695	103,592	153,968	151,978
510-1610	WORKER'S COMPENSATION	1,068	1,734	2,157	2,152
510-1615	FICA EXPENSE	53,188	54,505	58,482	61,695
510-1625	LAGERS RETIREMENT EXPENSE	53,459	86,413	106,265	107,581
510-1635	DEFERRED COMP EXPENSE	1,446	1,504	1,504	1,504
510-1640	LIFE INSURANCE EXPENSE	1,245	1,124	1,592	1,571
510-1645	DENTAL INSURANCE	5,399	3,916	5,501	5,045
510-1650	DISABILITY INSURANCE-REG	1,669	1,214	1,733	1,787
510-1755	STAFF HEALTH CLUB REIMB	0	0	0	0
510-1805	OPEB BENEFIT EXPENSE	12,686-	139,900-	0	0
*	PERSONNEL SERVICES	941,078	862,239	1,130,182	1,163,856
510-2040	HARDWARE SUPPLIES	0	0	0	0
510-2050	OPERATIONAL SUPPLIES	2,706	3,030	4,900	3,000
510-2105	COMPUTER SUPPLIES	236	0	0	0
510-2108	COMPUTER PERIPHERALS	0	0	0	0
510-2120	GENERAL OFFICE SUPPLIES	200	200	200	300
510-2130	SMALL OFFICE FURNISHINGS	3,960	0	0	0
510-2745	PORTABLE COMMUNICATION S	1,250	1,680	1,500	2,500
510-3015	TELEPHONE CHARGES	17,649	14,491	23,500	48,000
510-3025	CABLE CHARGES	539	635	625	700
510-3120	OTHER UTILITY SERVICES	0	0	0	0
510-3205	POSTAGE	5	46	0	0
510-3210	FREIGHT & DELIVERY	0	0	300	0
510-5265	MAINTENANCE CONTRACTS/AGR	43,387	30,269	65,000	35,000
510-5270	INTERPRETER SERVICES	176	275	150	300
510-6005	TRAVEL EXPENSES	741	1,737	5,000	5,000
510-6010	CONFERENCES & SEMINARS	6,319	3,996	5,500	5,500
510-6105	DUES & MEMBERSHIPS	1,253	1,110	1,300	1,850

ADOPTED BUDGET EXPENDITURES
FOR FISCAL YEAR 2023

ACCOUNT	ACCOUNT DESCRIPTION	FY 2020 ACTUAL EXPENSES	FY 2021 ACTUAL EXPENSES	FY 2022 ADJ BUDGET EXPENSES	FY 2023 ADOPTED EXPENSES
FUND 520 EMERGENCY COMMUNICATIONS					
DEPT 85 EMERGENCY COMMUNICATIONS					
DIV 02 COMM DISPATCH SERVICES					
510-6110	PUBLICATIONS & SUBSCRIPT	636	0	0	0
*	OPERATIONAL SUPPLIES	79,057	57,469	107,975	102,150
510-7005	PRINTING SERVICES	775	1,038	1,000	1,200
510-7010	COPY SERVICES	4,058	2,619	2,600	3,000
510-7125	DEPRECIATION EXPENSE	203,879	242,686	205,000	245,000
510-7305	LIABILITY INSURANCE	30,228	24,873	20,493	25,609
*	OTHER PURCHASES/SERVICES	238,940	271,216	229,093	274,809
510-8230	EMERGENCY OPERATING EQUIP	0	0	33,500	44,358
510-8315	COMPUTER EQUIPMENT	0	0	5,599	0
*	CAPITAL OUTLAY & IMPROVE	0	0	39,099	44,358
510-9999	TRANSFER TO GENERAL FUND	95,363	89,366	89,440	86,742
*	OTHER FINANCING USES	95,363	89,366	89,440	86,742
**	COMM DISPATCH SERVICES	1,354,438	1,280,290	1,595,789	1,671,915

ADOPTED BUDGET EXPENDITURES
FOR FISCAL YEAR 2023

ACCOUNT	ACCOUNT DESCRIPTION	FY 2020 ACTUAL EXPENSES	FY 2021 ACTUAL EXPENSES	FY 2022 ADJ BUDGET EXPENSES	FY 2023 ADOPTED EXPENSES
FUND 520	EMERGENCY COMMUNICATIONS				
DEPT 85	EMERGENCY COMMUNICATIONS				
DIV 03	COMM RADIO SERVICES				
510-1010	REGULAR-FT	93,166	98,153	108,086	116,055
510-1020	OVERTIME-FT	145	114	500	500
510-1505	HOLIDAY PAY	3,782	3,696	0	0
510-1510	LONGEVITY PAY	1,809	1,241	1,252	2,047
510-1520	VACATION PAY	3,656	4,843	0	0
510-1530	STANDBY PAY	1,094	486	1,000	11,000
510-1540	COMPENSATION TIME PAY	1,631	711	0	0
510-1565	SICK PAY	173	2,159	0	0
510-1570	FLOATING HOLIDAY PAY	649	346	0	0
510-1595	CELL PHONE ALLOWANCE	819	626	1,252	1,252
510-1605	HEALTH INSURANCE	10,533	12,682	12,621	13,667
510-1610	WORKER'S COMPENSATION	1,333	3,379	3,410	3,764
510-1615	FICA EXPENSE	8,684	8,475	8,562	9,872
510-1620	POLICE & FIRE PENSION EXP	0	0	0	0
510-1625	LAGERS RETIREMENT EXPENSE	10,614	13,942	14,908	17,011
510-1635	DEFERRED COMP EXPENSE	1,384	1,339	1,504	0
510-1640	LIFE INSURANCE EXPENSE	223	231	231	249
510-1645	DENTAL INSURANCE	731	835	817	817
510-1650	DISABILITY INSURANCE-REG	299	239	238	279
510-1805	OPEB BENEFIT EXPENSE	1,203-	14,075-	0	0
*	PERSONNEL SERVICES	139,522	139,422	154,381	176,513
510-2040	HARDWARE SUPPLIES	871	997	1,000	1,000
510-2050	OPERATIONAL SUPPLIES	4,905	1,991	1,500	1,500
510-2130	SMALL OFFICE FURNISHINGS	0	0	0	0
510-2405	HAND TOOLS	864	985	1,000	1,000
510-2745	PORTABLE COMMUNICATION S	16,098	21,438	21,720	17,000
510-2835	EQUIPMENT LEASE & RENTAL	55,681	66,888	65,000	53,000
510-3015	TELEPHONE CHARGES	93	46	100	100
510-3115	FUEL,OIL,& DIESEL	103	1,807	200	1,300
510-3120	OTHER UTILITY SERVICES	1,625	1,613	1,500	1,500
510-3210	FREIGHT & DELIVERY	328	257	350	300
510-4105	PROPERTY REPAIRS & MAINT	304	264	1,500	1,000
510-4125	GENERAL EQUIPMENT REPAIRS	7,086	1,444	7,000	5,000
510-4210	CENTRAL GARAGE REPAIRS	330	1,616	600	1,000
510-5215	COMMUNICATION SERVICES	0	0	1,000	0
510-5265	MAINTENANCE CONTRACTS/AGR	149,379	149,379	181,500	151,000
510-6005	TRAVEL EXPENSES	0	338	1,500	1,500
510-6010	CONFERENCES & SEMINARS	94	0	750	4,250
*	OPERATIONAL SUPPLIES	237,761	249,063	286,220	240,450
510-7305	LIABILITY INSURANCE	3,537	2,765	2,291	2,801

ADOPTED BUDGET EXPENDITURES
FOR FISCAL YEAR 2023

ACCOUNT	ACCOUNT DESCRIPTION	FY 2020 ACTUAL EXPENSES	FY 2021 ACTUAL EXPENSES	FY 2022 ADJ BUDGET EXPENSES	FY 2023 ADOPTED EXPENSES
FUND 520 EMERGENCY COMMUNICATIONS					
DEPT 85 EMERGENCY COMMUNICATIONS					
DIV 03 COMM RADIO SERVICES					
*	OTHER PURCHASES/SERVICES	3,537	2,765	2,291	2,801
510-8210	MOTOR VEHICLES	0	0	1,875	0
510-8230	EMERGENCY OPERATING EQUIP	0	0	376,480	607,705
510-8315	COMPUTER EQUIPMENT	0	0	0	0
*	CAPITAL OUTLAY & IMPROVE	0	0	378,355	607,705
**	COMM RADIO SERVICES	380,820	391,250	821,247	1,027,469
***	EMERGENCY COMMUNICATIONS	1,735,258	1,671,540	2,417,036	2,699,384
****	EMERGENCY COMMUNICATIONS	1,735,258	1,671,540	2,417,036	2,699,384

Emergency Communications

2022-2023 Department Staffing

Division	FTE	Position
Comm. Dispatch Services	1.00	Public Safety Communications Manager
	3.00	Public Safety Communications Supervisor
	16.00	Public Safety Communications Operator
Comm. Radio Services	1.00	Communications Technician Manager
	1.00	Communications Technician
	22.00	**Total FTE**

Capital Expenses

Division		
Comm. Dispatch Services	Replacement Dispatch Console (2) - Phase 1 of 3	44,358
Comm. Radio Services	Replace Portable XTS5000 Radio with APX6000 (39)	200,070
	Replace Mobile XTL5000 Radio with APX6500 (34)	176,460
	Replace Mobile XTL2500 Radio with APX6500 (10)	51,900
	Replacing all Radios - Phase 3 of 4	
	Replacement Radio Repeater (2)	31,450
	Radio Repeater (3)	47,175
	Replacement Base Station (11)	100,650
		$ 652,063


CITY OF JOPLIN
STATE OF MISSOURI

Joplin TIF Commission


CITY OF JOPLIN
STATE OF MISSOURI

Joplin TIF Commission

Fund Balance Projection

	FY 2021 Actuals	FY 2022 Adjusted Budget	FY 2022 Estimated Actuals	FY 2023 Adopted Budget
REVENUES				
Taxes	$ 2,153,525	$ 1,925,000	$ 2,134,168	$ 1,061,750
Other Income & Donations	190	500	500	250
TOTAL REVENUES	**$ 2,153,715**	**$ 1,925,500**	**$ 2,134,668**	**$ 1,062,000**
EXPENDITURES				
TIF Projects	$ 734,041	$ 13,000	$ 2,014,000	$ 1,007,000
TOTAL EXPENDITURES	**$ 734,041**	**$ 13,000**	**$ 2,014,000**	**$ 1,007,000**
EXCESS REVENUES OVER (UNDER) EXPENDITURES	**$ 1,419,674**	**$ 1,912,500**	**$ 120,668**	**$ 55,000**
OTHER FINANCING SOURCES (USES)				
Transfers In	$ -	$ -	$ -	$ -
Transfers Out	-	-	-	-
TOTAL OTHER FINANCING SOURCES (USES)	$ -	$ -	$ -	$ -
NET CHANGE IN FUND BALANCE	**$ 1,419,674**	**$ 1,912,500**	**$ 120,668**	**$ 55,000**
FUND BALANCE, BEGINNING OF YEAR	**$ 293,246**	**$ 1,712,920**	**$ 1,712,920**	**$ 1,833,588**
FUND BALANCE, END OF YEAR	**$ 1,712,920**	**$ 3,625,420**	**$ 1,833,588**	**$ 1,888,588**
FUND BALANCE SUMMARY:				
Reserved Fund Balance	$ -	$ -	$ -	$ -
Unrestricted Fund Balance	1,712,920	3,625,420	1,833,588	1,888,588
TOTAL FUND BALANCE SUMMARY	**$ 1,712,920**	**$ 3,625,420**	**$ 1,833,588**	**$ 1,888,588**

ADOPTED BUDGET REVENUES
FOR FISCAL YEAR 2023

ACCOUNT	ACCOUNT DESCRIPTION	FY 2020 ACTUAL REVENUE	FY 2021 ACTUAL REVENUE	FY 2022 ADJ BUDGET REVENUE	FY 2023 ADOPTED REVENUE
FUND 650	TIF COMMISSION				
400-0107	TIF PILOT TAXES	272,706	274,930	275,000	130,000
400-0309	TIF SALES TAX REVENUE	1,147,153	1,303,298	1,220,000	666,750
400-0310	CO TIF SALES TAX REVENUE	403,870	480,473	415,000	250,000
400-0311	TDD SALES TAX-TIF PORTION	76,511	79,646	0	0
400-0406	TIF FRANCHISE TAX REVENUE	14,390	15,178	15,000	15,000
*	TAXES	1,914,630	2,153,525	1,925,000	1,061,750
450-0115	TIF INTEREST	1,444-	190	500	250
450-0611	OTHER INCOME	722	0	0	0
*	OTHER INCOME/DONATIONS	722-	190	500	250
**	TIF COMMISSION	1,913,908	2,153,715	1,925,500	1,062,000

ADOPTED BUDGET EXPENDITURES
FOR FISCAL YEAR 2023

ACCOUNT	ACCOUNT DESCRIPTION	FY 2020 ACTUAL EXPENSES	FY 2021 ACTUAL EXPENSES	FY 2022 ADJ BUDGET EXPENSES	FY 2023 ADOPTED EXPENSES
FUND 650 TIF COMMISSION					
DEPT 20 FINANCE					
DIV 10 TIF PROJECTS					
500-7070	TIF DEVELOPER COSTS-NORTH	325	0	0	0
500-7071	TIF DEVELOPER COSTS-1717	0	0	0	0
500-7072	COUNTY ADMIN FEE-NORTHPAR	80	12,530-	7,000	0
500-7073	COUNTY ADMIN FEE-1717	45	15,602-	6,000	7,000
500-7999	GAAP ADJUSTMENT	0	0	0	0
*	OTHER PURCHASES/SERVICES	450	28,132-	13,000	7,000
500-8695	TIF PROJECTS-NORTHPARK CR	0	0	0	0
500-8696	TIF PROJECTS-1717 MARKETP	2,935	762,173	0	1,000,000
500-8697	TIF PROJECTS-JOPL RECOVER	0	0	0	0
*	CAPITAL OUTLAY & IMPROVE	2,935	762,173	0	1,000,000
**	TIF PROJECTS	3,385	734,041	13,000	1,007,000
***	FINANCE	3,385	734,041	13,000	1,007,000
****	TIF COMMISSION	3,385	734,041	13,000	1,007,000


CITY OF JOPLIN
STATE OF MISSOURI
ZING IS KING

Joplin TIF Commission

2022-2023 Department Staffing

Capital Expenditures


CITY OF JOPLIN
STATE OF MISSOURI
ZINC IS KING

Joplin Redevelopment Corporation


CITY OF JOPLIN
STATE OF MISSOURI
ZINC IS KING

Joplin Redevelopment Corp.

Fund Balance Projection

	FY 2021 Actuals	FY 2022 Adjusted Budget	FY 2022 Estimated Actuals	FY 2023 Adopted Budget
REVENUES				
Taxes	$ -	$ -	$ -	$ -
Other Income & Donations	(380,406)	-	-	-
TOTAL REVENUES	**$ (380,406)**	**$ -**	**$ -**	**$ -**
EXPENDITURES				
JRC Projects	$ 155,760	$ 163,500	$ 158,915	$ 155,000
TOTAL EXPENDITURES	**$ 155,760**	**$ 163,500**	**$ 158,915**	**$ 155,000**
EXCESS REVENUES OVER (UNDER) EXPENDITURES	**$ (536,166)**	**$ (163,500)**	**$ (158,915)**	**$ (155,000)**
OTHER FINANCING SOURCES (USES)				
Transfers In	$ -	$ -	$ -	$ -
Transfers Out	-	-	-	-
TOTAL OTHER FINANCING SOURCES (USES)	$ -	$ -	$ -	$ -
NET CHANGE IN FUND BALANCE	**$ (536,166)**	**$ (163,500)**	**$ (158,915)**	**$ (155,000)**
FUND BALANCE, BEGINNING OF YEAR	**$ 9,760,490**	**$ 9,224,324**	**$ 9,224,324**	**$ 9,065,409**
FUND BALANCE, END OF YEAR	**$ 9,224,324**	**$ 9,060,824**	**$ 9,065,409**	**$ 8,910,409**
FUND BALANCE SUMMARY:				
Reserved Fund Balance	$ -	$ -	$ -	$ -
Unrestricted Fund Balance	9,224,324	9,060,824	9,065,409	8,910,409
TOTAL FUND BALANCE SUMMARY	**$ 9,224,324**	**$ 9,060,824**	**$ 9,065,409**	**$ 8,910,409**

ADOPTED BUDGET REVENUES
FOR FISCAL YEAR 2023

ACCOUNT	ACCOUNT DESCRIPTION	FY 2020 ACTUAL REVENUE	FY 2021 ACTUAL REVENUE	FY 2022 ADJ BUDGET REVENUE	FY 2023 ADOPTED REVENUE
FUND 710	JOPLIN REDEVELOPMENT CORP				
400-0107	TIF PILOT TAXES	2,289,653	0	0	0
400-0309	TIF SALES TAX REVENUE	8,242-	0	0	0
400-0310	CO TIF SALES TAX REVENUE	3,819	0	0	0
400-0311	TDD SALES TAX-TIF PORTION	0	0	0	0
400-0406	TIF FRANCHISE TAX REVENUE	16,898	0	0	0
*	TAXES	2,302,128	0	0	0
450-0113	BOND ESCROW FUNDS	8,579	0	0	0
450-0115	TIF INTEREST	4,944	0	0	0
450-0205	GAIN/LOSS ON BONDS	36,029-	0	0	0
450-0405	SALE OF REAL PROPERTY	868,205-	380,406-	0	0
450-0611	OTHER INCOME	1,000	0	0	0
450-0626	DALA TAX CREDIT PROCEEDS	0	0	0	0
*	OTHER INCOME/DONATIONS	889,711-	380,406-	0	0
460-0109	ECONOMIC DEVELOPMENT FUND	0	0	0	0
460-0301	TRANSFER IN	0	0	0	0
*	TRANSFERS/SUBSIDIES	0	0	0	0
**	JOPLIN REDEVELOPMENT CORP	1,412,417	380,406-	0	0
		136,368,852	158,188,150	147,656,972	154,645,086

ADOPTED BUDGET EXPENDITURES
FOR FISCAL YEAR 2023

ACCOUNT	ACCOUNT DESCRIPTION	FY 2020 ACTUAL EXPENSES	FY 2021 ACTUAL EXPENSES	FY 2022 ADJ BUDGET EXPENSES	FY 2023 ADOPTED EXPENSES
FUND 710	JOPLIN REDEVELOPMENT CORP				
DEPT 17	MASTER DEVELOPMENT				
DIV 10	TIF PROJECTS				
500-5015	LEGAL FEES	0	0	0	0
500-5040	COUNTY RECORDER FEES	0	0	0	0
*	OPERATIONAL SUPPLIES	0	0	0	0
500-7020	LEGAL NOTICES	0	0	0	0
500-7025	LAND CLOSING COSTS	0	0	0	0
500-7030	FEES & PERMITS	3,191	22	5,000	0
500-7079	CITY ADMIN FEE-RECOVERY	34,405	0	0	0
500-7110	INTEREST EXPENSE	91,307	0	0	0
500-7140	INSURANCE PREMIUMS	8,135	5,727	8,500	5,000
500-7145	AMORTIZATION EXPENSE	1,268	0	0	0
500-7310	BOND AGENT COSTS	2,597	0	0	0
*	OTHER PURCHASES/SERVICES	140,903	5,749	13,500	5,000
500-8105	LAND ACQUISITIONS	0	0	0	0
500-8125	LAND LEASE	150,011	150,011	150,000	150,000
500-8697	TIF PROJECTS-JOPL RECOVER	0	0	0	0
*	CAPITAL OUTLAY & IMPROVE	150,011	150,011	150,000	150,000
500-9995	TRANSFER TO CONSTRUCTION	0	0	0	0
*	OTHER FINANCING USES	0	0	0	0
**	TIF PROJECTS	290,914	155,760	163,500	155,000
***	MASTER DEVELOPMENT	290,914	155,760	163,500	155,000
****	JOPLIN REDEVELOPMENT CORP	290,914	155,760	163,500	155,000


CITY OF JOPLIN
STATE OF MISSOURI
ZINC IS KING

Joplin Redevelopment Corp.

2022-2023 Department Staffing

Capital Expenditures


CITY OF JOPLIN
STATE OF MISSOURI
ZINC IS KING