JOPLIN CITY COUNCIL

JOPLIN CITY HALL

5th FLOOR COUNCIL CHAMBERS
602 S. MAIN
JOPLIN MISSOURI

November 14, 2016 5:45 P.M.

WORK SESSION

The City Council of the City of Joplin, Missouri, will hold a work session beginning at 5:45 p.m. on Monday, November 14, 2016 Joplin City Hall, in the 5th Floor Council Chambers, 602 S. Main to hear the following topics below.

AGENDA

1. Update on CDBG-DR Projects
2. Update on Priority Based Budgeting
3. Discussion of Advance Refunding of City Hall Certificates of Participation
4. Adjourn

Barbara L. Hogelin
Barbara L. Hogelin. City Clerk for Mayor Michael L. Seibert

If you are in need of disability related auxiliary aids or services, contact the City Clerk's Office at (417) 624-0820 ext. 220. Forty-eight hours notice is requested.

Notice posted at 4:30 p.m. on this the 10th day of November, 2016.
(RSMo 610.020)



City of Joplin

CDBG-DR Program Update

November 14, 2016

City of Joplin CDBG-DR: Organizational Chart

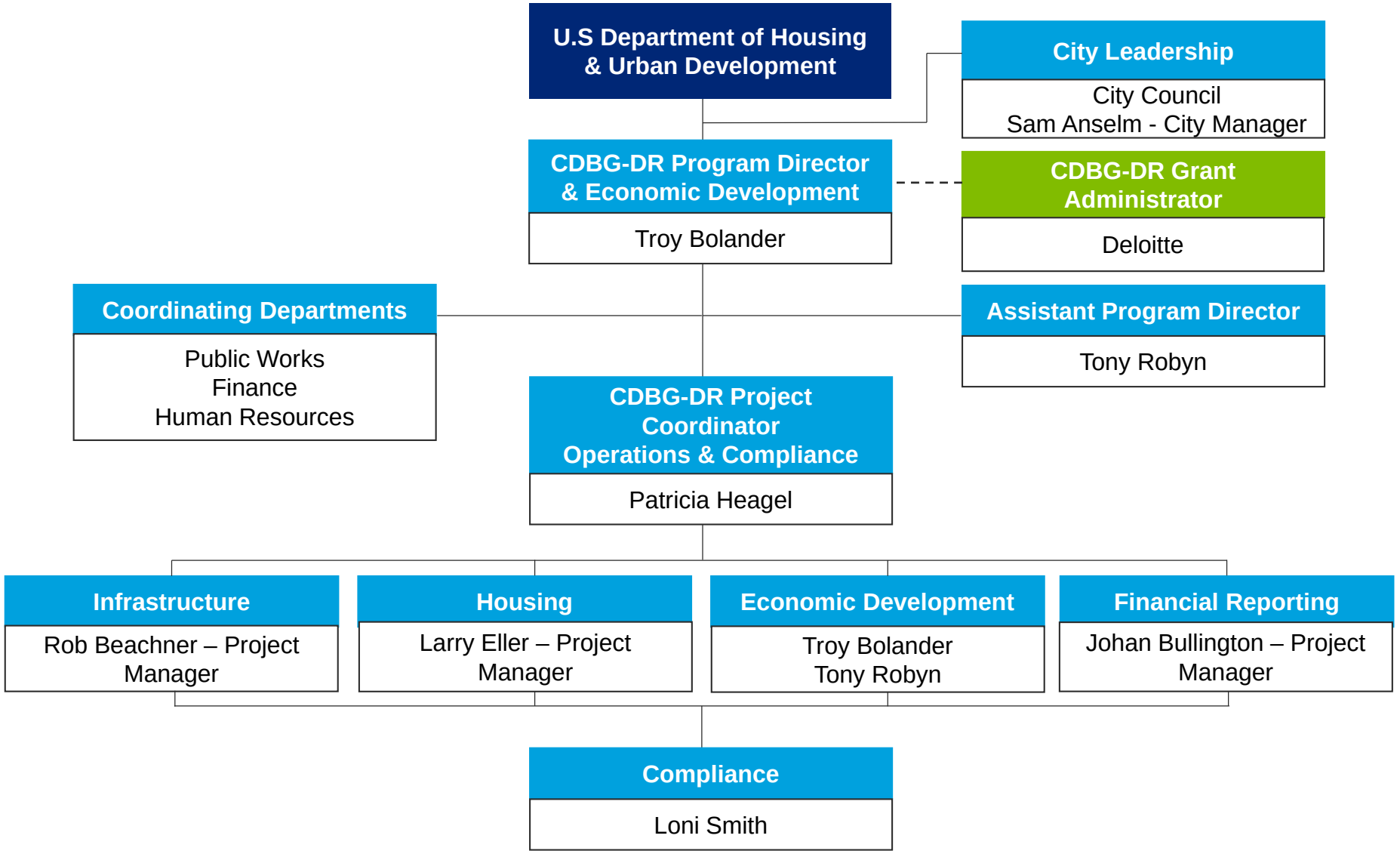

City of Joplin CDBG-DR Program Successes

- Timely expenditure of funds
- HUD identified the following City of Joplin practices as “exemplary”:
  - Comprehensive capital planning process
  - Excellent project management tools
  - Comprehensive, high quality compliance manual

Contents

Program Overview & Governance

Where Did We Start?

- Capital Plan Process
- Public Engagement
- What Went on Behind the Scenes?
- What Funds Were Available?
- What Were the Results?
- What Was Our Ask of City Council?

CDBG-DR Projects Status Updates

City Council Governance

Questions and Answers

Program Overview & Governance

HUD Funding Process Overview

- Storms in Missouri led President Obama to **issue a major disaster declaration** for five Missouri counties on 5/9/2011
- The disaster declaration was amended to **include both Jasper and Newton counties** on 5/23/11
- This **allowed funding to be received** from both FEMA and HUD



- **Congress passed the following bills** (subsequently signed by the President) related to disaster recovery funding:
  - **Hurricane Sandy and Other Disasters**
  - **Severe Storms and Flooding**

- Based on the passage of these two bills, HUD allocated approximately **$45M (Round 1) from the Hurricane Sandy and Other Disasters** bill[1] and approximately **$113M (Round 2) from the Severe Storms and Flooding** bill[2] to the City of Joplin for recovery efforts.

[1]Round 1 funds: Public Law 112-55, enacted November 18,2011, Consolidated and Further Continuing Appropriations Act, 2012, DIVISION C—TRANSPORTATION, HOUSING AND URBAN DEVELOPMENT, AND RELATED AGENCIES APPROPRIATIONS ACT, 2012, Section 239.

[2]Round 2 funds: Public Law 113 – 2, enacted January 29, 2013, The Disaster Relief Appropriations Act, 2013, DIVISION A—DISASTER RELIEF APPROPRIATIONS ACT, 2013, Title VIII, DEPARTMENT OF HOUSING AND URBAN DEVELOPMENT, COMMUNITY PLANNING AND DEVELOPMENT COMMUNITY DEVELOPMENT FUND

HUD Eligible Use of Funds

The use of appropriated funds must be used for specific purposes:

> ***…necessary funds related to disaster relief, long term recovery, and restoration of infrastructure, housing, and economic revitalization…***

In the context of HUD CDBG disaster recovery this means:

I. Address a **disaster-related impact** (direct or indirect) in a Presidentially-declared county for the disaster,

II. Be a CDBG **eligible activity** (according to regulations and waivers),

III. Meet a **national objective**

Example Eligible Activities
• Housing • Restoration of Infrastructure • Economic Revitalization • Public Services • Public Facilities • Other Real Properties

National Objectives
• Benefit to low and moderate income (LMI) persons • Aid in the prevention or elimination of slums and blight • Meeting a need having particular urgency

Joplin CDBG-DR Program Metrics: Expected LMI Calculation

Round I National Objective

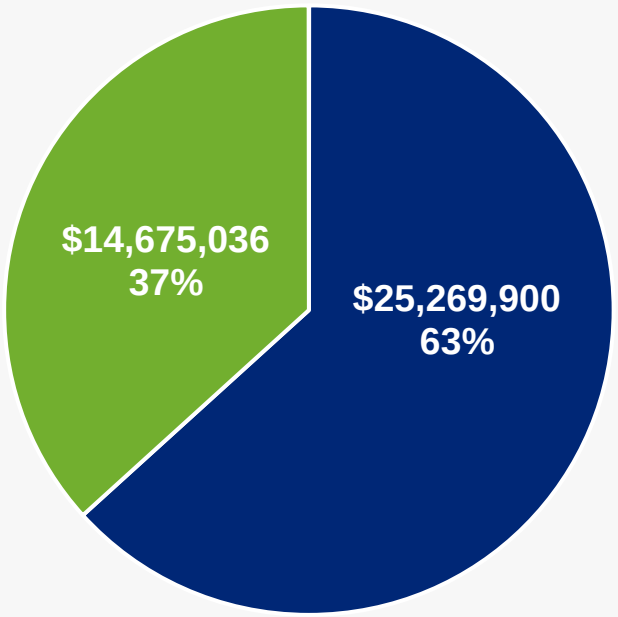

Required LMI	$20,000,000
Current LMI	**$25,269,900**

Round II National Objective

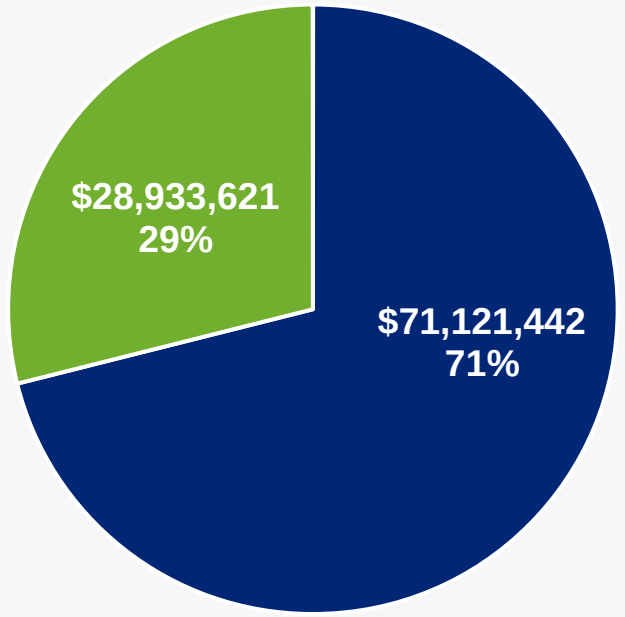

Required LMI	$50,000,000
Current LMI	**$71,121,442**

City of Joplin received a waiver to change overall LMI goal from 70% to 50%.

Grant Funding Timeline

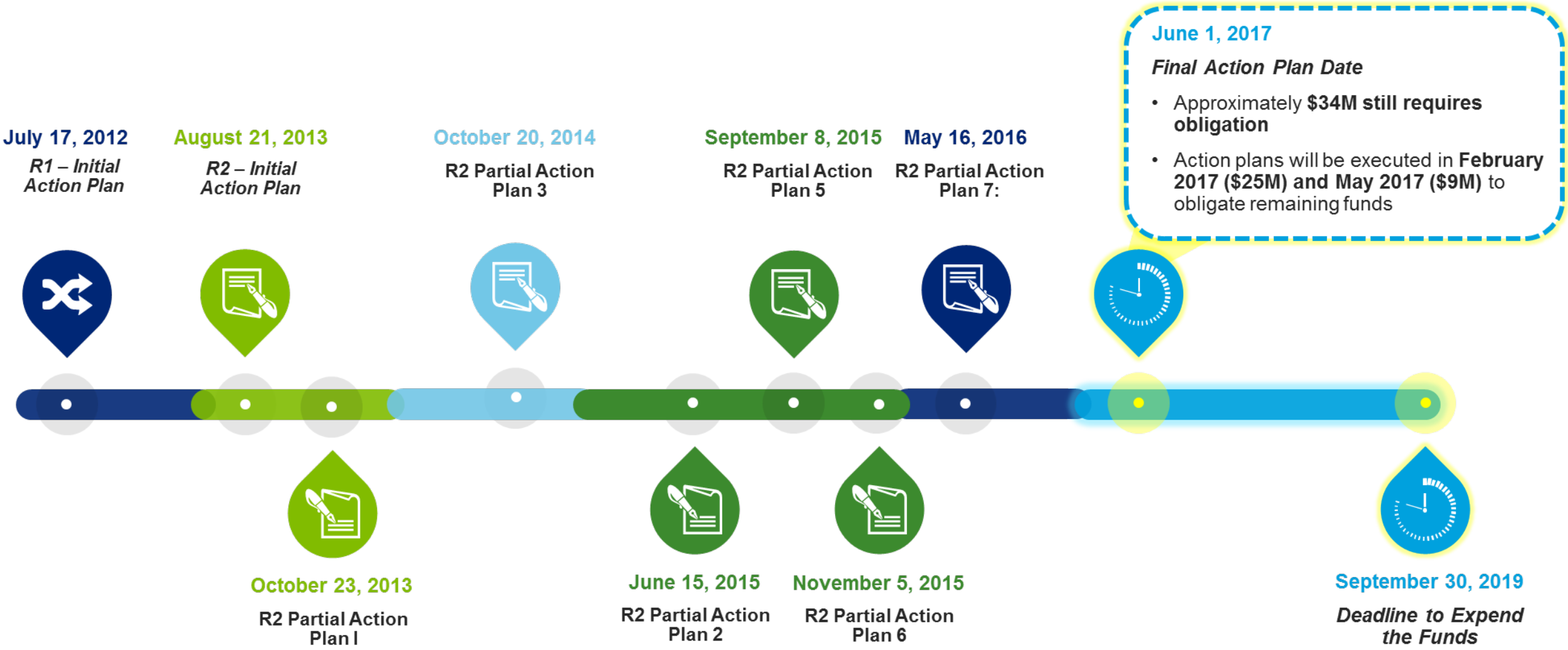

Joplin CDBG-DR Program Metrics: Grant Fund Obligation Overview

Grant Funding:		
Round 1 Funds	$	45,266,709
Round 2 Funds	$	113,276,000
Total Funding	**$**	**158,542,709**

Funds Obligated:		
Infrastructure Activities	$	74,739,718
Economic Development	$	8,750,000
Housing Activities	$	25,011,800
Public Services	$	3,389,230
Program Administration	$	12,390,665
Total Obligated	**$**	**124,281,413**

Grant Balance	**$**	**34,261,296**

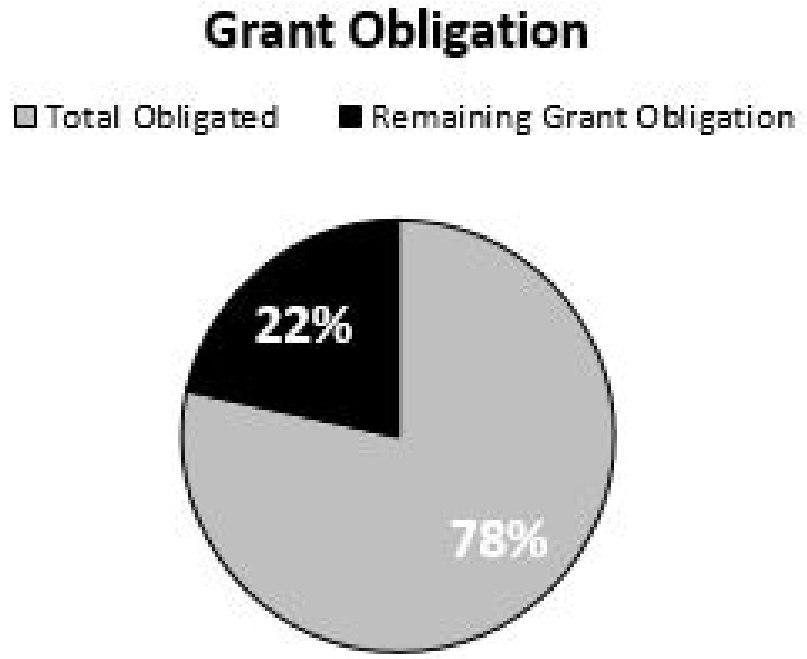

City of Joplin CDBG-DR Projects: Anticipated Monthly Expenditures

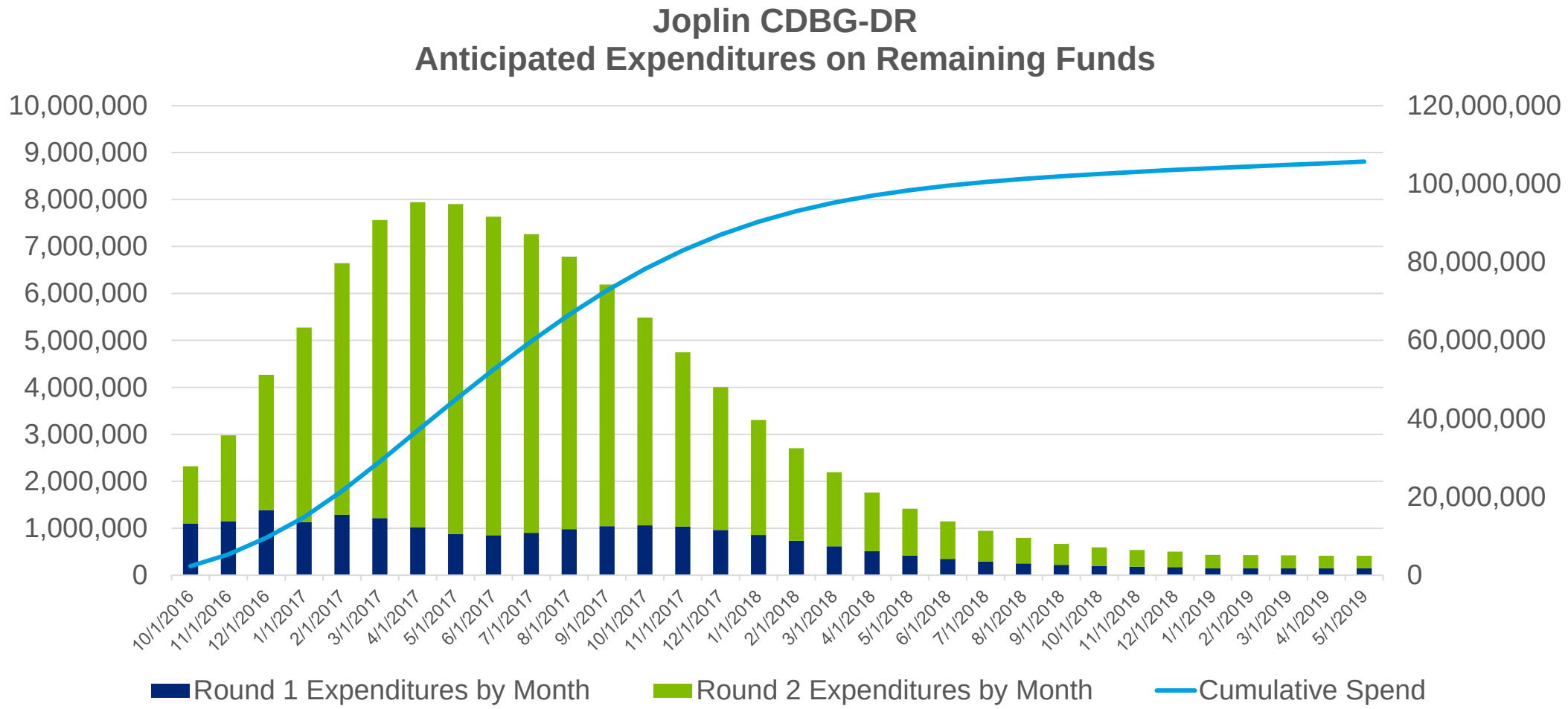

CDBG-DR Activities

Ongoing activities performed by the CDBG-DR organization (not all inclusive):

Environmental Assessments	Monthly Status and Progress Updates
Uniform Relocation Act Compliance	JHAP Applicant Intake and Evaluation
SAM.Gov Prohibited Vendor Search	JHAP Environmental Reviews
Pay Application Review	HUD and OIG Visit Preparation
Davis-Bacon Compliance	Documentation Maintenance
Cost Reasonableness	Labor Compliance Assessments
Project Budget Monitoring	Public Dashboard Updates
Change Order Evaluation	Bidding Oversight and Evaluation
Request for Proposal Preparation	Required HUD Reporting
Contract Development and Monitoring	Financial Oversight
Required Newspaper Notifications	Site Visits
Preparing Documents for City Council	Land Acquisition
Sub-recipient Monitoring	Compliance Manual Updates
Action Plan Development	Project Closeout

Project Oversight and Risk Management

- *Bi-weekly meetings*
- *Monthly meetings*
- *Checklists*

CITY OF JOPLIN MISSOURI

CDBG-DR Grant

JET Project Coordination Meeting

Date: *March 3, 2016* **Time:** *2:00 PM* **Location:** *City Hall 5th Floor*

Meeting Agenda

- General Introduction - Attendance Sign In Sheet
- General Funds Update

Work Authorization	Description	AP Deadline	Project Cost	Contract Amount	Expended Amount	Invoiced Through	Amou Remain
JET-DR2PAP1-1	JET Zone	1/16/2016	$1,188,750.00	$1,253,750.00	$1,188,750.00	10/31/2015	$65,000
JET-DR2PAP3-1	JET Zone	12/4/2016	$35,260,000.00	$1,367,113.00	$ -	$ -	$1,367,1
20th St. Streetscape	JET 20th St	12/4/2016	$4,000,000.00	$899,000.00	$24,834.67	11/5/2015	$874,16
Main St. Streetscape	JET Main St.	12/4/2016	$8,000,000.00**	$2,000,000.00	$143,074.69	11/5/2015	$1,856,92
CDBG DR-1 Trail	JET Trails	N/A Round 1	$905,000.00	$236,200.00	$ -	$ -	$236
JET DR-2 Public Park 1	JPP CM Service	12/4/2016	$79,853	$79,853	$ -	$ -	$79
Total to Date			$49,433,603.00	$5,835,916.00	$1,356,659.36		$78,250

**Includes Activity Delivery Costs

  - Upcoming Work Authorizations

- Project(s) Status Update
  - Main and 20th Street Streetscapes
  - Trails
  - Mohaska Stormwater
  - Iowa Avenue Branch Stormwater
  - 27th and Main Stormwater

- Key milestones
  - IMS snapshot – 6 Week Look-ahead (attached)

Infrastructure Team Projects

C Completed · CON Concern · OH On Hold · OT On Track · AR At Risk · NP Nothing Planned

Project	Status	Completed Activities	Planned/Ongoing Activities
JET Projects	OT	• Held monthly Coordination Meeting on 6/1. • Published 8-step floodplain public notice on 5/20 • Received comments back from public facing dashboard demo and incorporated them into final version. • Requested ROW acquisition documentation. • Distributed boiler plate Section 3, OSHA 10, and SAM.gov information to be used in pre-bid conferences.	• Request NOI/RROF public notice documents for surface projects. • Requested revised cost estimates for surface projects at 6/1 coordination meeting. • Verify URA documentation (waiver, notices etc.). • New draft WA(s) requested by Dan J. for end of July / beginning of August to correspond with upcoming PAP 7 approval
JET/Anderson- 20th Street	OT	• Reviewed display information with CART prior to Streetscape public involvement meeting. • Held Streetscape public involvement meeting on 6/7.	• Request NOI/RROF public notice documents for streetscape projects. • Verify URA documentation (waiver, notices etc.). • Verify feasibility of 20th St. overpass project (non-CDBG) street light switch and include documentation in file. • JET/Anderson to incorporate public involvement meeting feedback into upcoming 60% design submittal. • Conceptual design meeting scheduled for 6/16.
JET- Main Street	OT	• Reviewed display information with CART prior to Streetscape public involvement meeting. • Held Streetscape public involvement meeting on 6/7 • Met with the City (Patty, Dan S., Troy) regarding 20th street overpass lighting situation and discussed options	• Request NOI/RROF public notice documents • Verify URA documentation (waiver, notices etc). • Verify feasibility of 20th St. overpass project (non-CDBG) street light switch and include documentation in file. • JET to incorporate public involvement meeting feedback into upcoming 60% design submittal • Conceptual design meeting scheduled for 6/16.
Anderson Projects		• The City (Rob B.) requested for revised pay application format per project with category percentages	• Requested revised cost estimates for surface projects at 6/2 coordination meeting • Schedule meeting with Finance Department and Rob B.

Bid Document Checklist	Check Box Below
At Bid Opening	
Certificate of Authority to do business in Missouri/City of Joplin License	
EEO Form Completed	
MBE/DBE Worksheet completed	
Sub Contractor List	
Sub Contractor EEO [illegible]	
Sub [illegible] of Qualifications	
[illegible] Form completed	
Affidavit for participation in Federal Work Authorization Program	
E-Verify Enrollment MOU Form included	
Form of Proposal Form Completed	
Anti-Collusion Statement completed	
SAM.GOV verification	
Verify that the Bidder can provide Certificated of insurance in the amounts indicated	

ILLUSTRATIVE

Integrated Master Schedule

Exemplary Practice

Joplin Project Schedule Update

ID	Task Name	Duration	Start	Finish
1	**Round I Projects**	**1912 days**	**Mon 7/2/12**	**Thu 12/5/19**
2	Round 1 Grant Approved	0 days	Tue 7/17/12	Tue 7/17/12
3	Subrecipient Projects	1462 days	Mon 3/24/14	Thu 12/5/19
4	Crossroads Industrial Park Phase I	505.88 days	Mon 12/8/14	Mon 11/28/16
62	Crossroads Industrial Park Phase II	459 days	Tue 11/10/15	Fri 8/25/17
123	Joplin Affordable Senior Housing (CURRENTLY ON HOLD)	916.38 days	Mon 6/1/15	Thu 1/3/19
173	Cannonball Project (CURRENTLY ON HOLD)	1020 days	Mon 12/7/15	Thu 12/5/19
223	Joplin Housing Authority Tenant Based Rental Assistance	366 days	Wed 8/5/15	Tue 1/10/17
226	Joplin Housing Authority Site Improvements Repair	704 days	Mon 3/24/14	Thu 12/15/16
248	City Projects	1745 days	Mon 7/2/12	Wed 4/10/19
249	Single Family Homeownership Direct Assistance	816 days	Tue 10/1/13	Tue 11/29/16
252	Single Family Rehabilitation	226 days	Wed 8/5/15	Fri 6/24/16
255	Trail Construction	1593 days	Mon 7/2/12	Thu 8/30/18
306	Joplin Senior Center	876 days	Mon 11/2/15	Wed 4/10/19
374	Round I Program Closeout	46 days	Tue 10/1/19	Thu 12/5/19
375	Round 1 Program Finish	0 days	Thu 12/5/19	Thu 12/5/19
376	**Round II Projects**	**1473 days**	**Wed 8/21/13**	**Wed 5/15/19**
377	Round II Grant Approved	1 day	Wed 8/21/13	Wed 8/21/13
378	Subrecipient Projects	1001 days	Sat 6/13/15	Wed 5/15/19
613	City Projects	1172 days	Thu 7/24/14	Wed 2/20/19
614	Mercy Public Park	402 days	Sat 1/24/15	Fri 8/19/16
646	20th Street Improvements (JET)	942 days	Thu 7/24/14	Fri 3/23/18
697	20th Street Improvements (Anderson)	801 days	Mon 9/28/15	Mon 11/12/18
739	Main Street Improvements	642 days	Mon 9/28/15	Fri 3/30/18
783	Public Infrastructure Improvements (JET)	862 days	Mon 10/5/15	Wed 2/20/19
784	Storm Project #19 - Mohaska Water Quality	443 days	Mon 10/5/15	Tue 6/27/17
822	Storm Project #14 - Iowa Avenue 20th to 15th St.	481 days	Mon 11/9/15	Tue 9/26/17
858	Surface Project 4003	645 days	Mon 11/9/15	Thu 5/17/18
902	Surface Project 4004	734 days	Mon 11/9/15	Fri 9/21/18
946	Surface Project 4005	551 days	Mon 11/9/15	Fri 1/5/18
990	Storm Project #27 - 28th St. and Main Ave	461 days	Mon 11/9/15	Mon 8/28/17
1034	Storm Project #6 - 18th St. and 20th St.	481 days	Mon 11/9/15	Tue 9/26/17
1078	Storm Project #12 - 15th St. and Illinois Ave	742 days	Mon 11/9/15	Wed 10/3/18
1122	Surface Project 4006	699 days	Mon 11/9/15	Thu 8/2/18
1166	Surface Project 4008	836 days	Mon 11/9/15	Wed 2/20/19
1210	Surface Project 4010	836 days	Mon 11/9/15	Wed 2/20/19
1254	Storm Project #11 - 15th St. to Michigan Ave	619 days	Mon 11/9/15	Wed 4/11/18
1298	Public Infrastructure Improvements (Anderson)	854 days	Mon 9/28/15	Fri 2/1/19
1539	Sanitary Sewer Improvements	840 days	Mon 8/4/14	Tue 11/7/17
1681	Public Infrastructure Improvements (Jacobs)	463 days	Fri 4/15/16	Fri 2/2/18
1858	Round 2 Program Closeout	48 days	Tue 10/1/19	Mon 12/9/19
1859	Round 2 Program Finish	0 days	Mon 12/9/19	Mon 12/9/19
1860	CDBG Grant Administration Finish	0 days	Mon 12/9/19	Mon 12/9/19

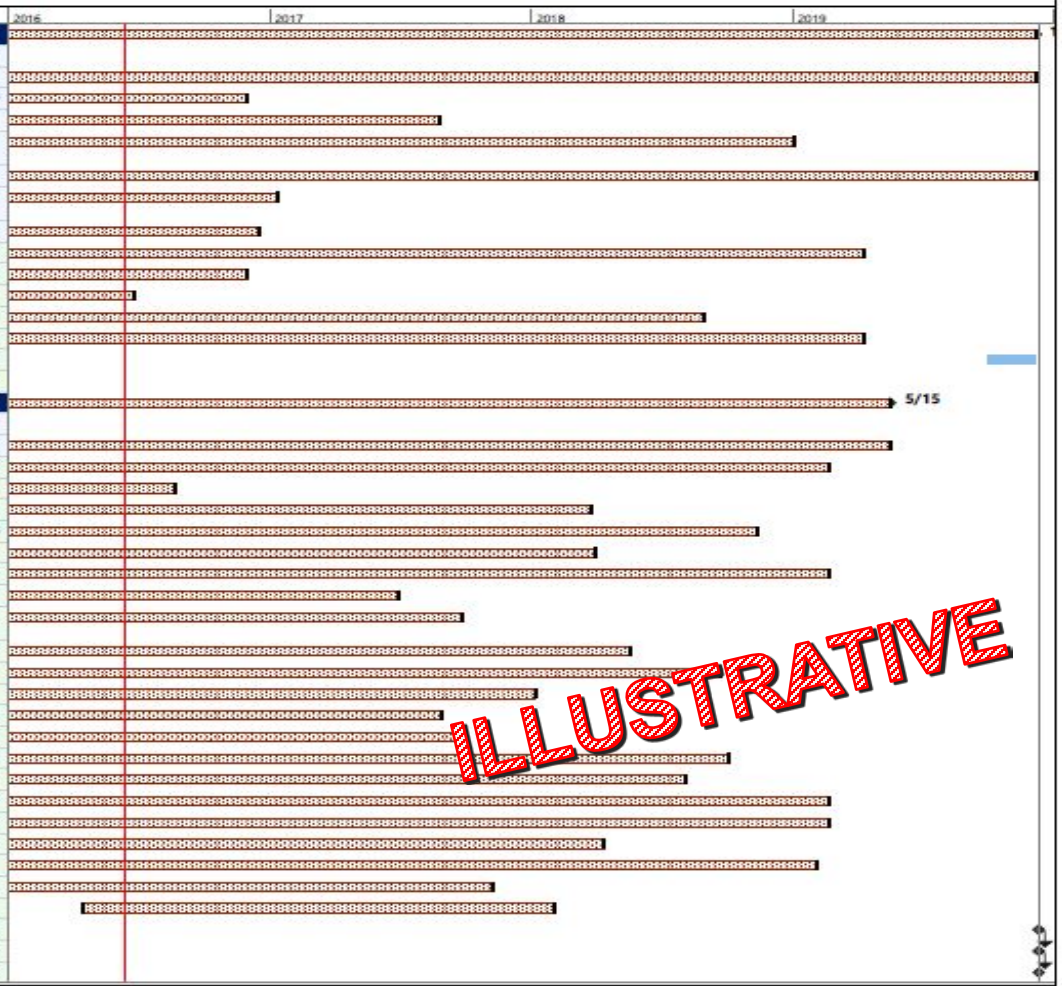

DRAFT IMS as of Mon 6/13/16

Page 1 of 1

CDBG-DR Compliance Manual

Exemplary Practice



CDBG-DR COMPLIANCE MANUAL

8/24/2015 *City of Joplin*

Table of Contents

TABLE OF CONTENTS **2**

CHAPTER 1 – INTRODUCTION **6**

1.1 Purpose 6
1.2 Tornado Overview 6
1.3 Applicable Regulations 6

CHAPTER 2 – ADMINISTRATION **8**

2.1 Overview of the Grants Process 8
2.2 General 9
2.3 Meeting a National Objective 9
2.4 Duplication of Benefits 11
2.5 Complaints 12
2.6 Action Plan Procedures 12
2.7 Reporting 18
2.8 Management of Subrecipients 18
2.9 Additional Construction Contract Administration Requirements 19
2.10 Inspecting and Accepting the Work and Making Final Payment 22

Project Dashboard

Exemplary Practice

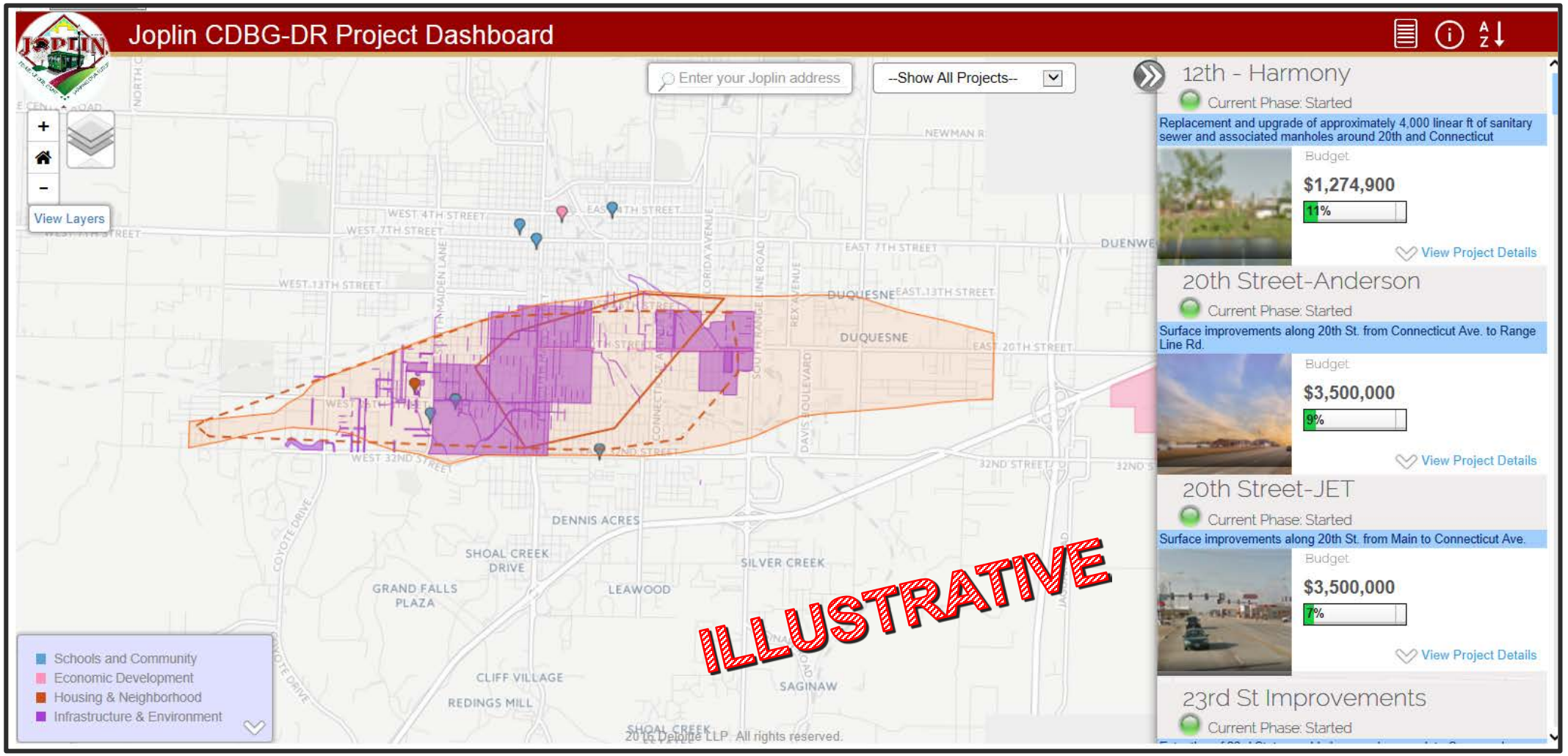

Dashboard Link: https://www.joplincdbgdrpublic.com

City Oversight

The City of Joplin provides **on-going oversight** of its sub-recipients and contractors:



- Meetings are ***held at least monthly*** with subrecipients and contractors in order to provide technical assistance, track project milestones, and to discuss project risks
- Pay applications received are ***evaluated for alignment*** with HUD cost principles and compliance with laws and regulations



City of Joplin
FY 2015 - Subrecipient Monitoring Site Visit Review Program
Site Visit Workpaper - Procurement and Contracts

Procurement and Contracts				
Sub-Recipient:				
Sample Number	Grant	Project	Contractor	Notes
1				
Attributes	Document Received			Attribute Description
A				Procurement documentation includes rationale for method of procurement
B				Procurement documentation includes selection of contract type
C				Procurement documentation includes rationale for contractor selection and rejection
D				Procurement documentation includes rationale for basis of contract price
E				Procurement utilized for contract followed the agencies procurement policies
F				Procurement solicitation and bid tabulations included a requirement for contractors and subcontractors' responsibility for compliance with the provisions of Section 3 of the Housing and Urban Development Act of 1968 (For Construction-related Services)
G				Procurement solicitation and bid tabulations included a requirement for contractors and subcontractors' responsibility for compliance with the applicable Nondiscrimination, Equal Employment Opportunity, Minority & Women-owned Businesses, and Affirmative Action in Employment Requirements (For Construction-related Services)
H				Procurement solicitation include requirement that the contractor and subcontractors are responsible for compliance with the provisions of Section 503 of the Rehabilitation Act of 1973, as amended (For Construction-related Services)
I				Contract documentation includes Section 3 clause and Equal Opportunity clause (Procurement and/or Construction Services)
J				Contract documentation includes Executive Order 11246 (For Construction-related Services)
K				Contract documentation includes Drug-Free Workplace Requirements
L				Contracts >$2k (As applicable to the grant) must include the Davis Bacon Act and
M				Contracts >$100K that utilize labor must include "Contract
N				Contract documentation includes ... ...ntractor is not excluded from or ineligible for participation in federal ... ...ment and Suspension"
O				...act documentation ... ...ntractor is registered in SAMS.gov with an identifying entity number
P				...t report ... ...ed accompanied by a signed "Statements of Compliance" from the authorized representative of
Summary of Results				

ILLUSTRATIVE

- ✓ **Sub-Recipient Monitoring Checklist**
  - ✓ Procurement
  - ✓ Documentation
  - ✓ Reporting
- ✓ **Testing**
  - ✓ Necessary?
  - ✓ Allocable?
  - ✓ Allowable?
  - ✓ Cost Reasonable?
  - ✓ Supportable?

- Periodic sub-recipient monitoring visits are performed to ***evaluate the processes and controls*** in place to manage and expend the funds received
- Reporting is developed to ***document any compliance and performance issues***. Follow-up is performed to evaluate actions taken for improvement

Office of Management and Budget Cost Principles

In addition to other regulatory and programmatic considerations, costs related to the HUD grant money received must follow basic **Cost Principles**:

Necessary	*A cost is generally necessary when it fills an eligible funding gap and is needed by the recipient*
Reasonable	*Cost is reasonable when it does not exceed what a prudent person would incur under similar circumstances*
Allowable	*Defined by federal regulations (examples of costs never allowed include items such as alcohol and entertainment)*
Allocable	*The cost is attributable to the federal grant from where the money was received*

External Oversight

The Office of Inspector General (OIG) and the United States Government Accountability Office (GAO)

HUD provides on-going technical assistance and support to the City of Joplin

The Missouri State Auditor could choose to perform a review of the City of Joplin HUD CDBG-DR programs

The Office of Management and Budget requires audits of grants where federal expenditures exceed $750,000 annually

Where Did We Start?

Exemplary Practice

Capital Plan Process

Public Engagement - Citizens Advisory Recovery Team (CART)

Goals and Vision





- The CART was formed at the suggestion of the FEMA Long-term Community Recovery Task Force after the tornado on May 22, 2011. The CART was composed of City officials, business leaders, community leaders and residents
- The 1st Input session was held in the Summer of 2011 and approximately 350 residents attended

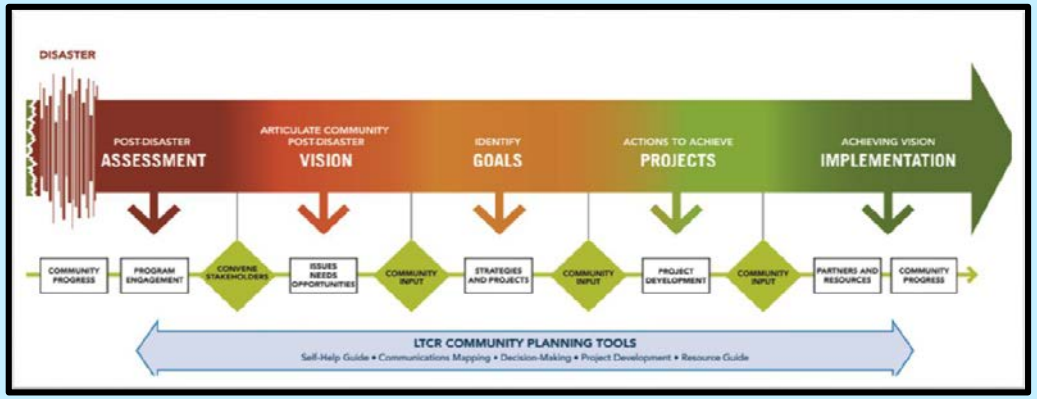

The CART is divided into four sectors:

- Housing and Neighborhoods,
- Schools and Community Facilities,
- Infrastructure and Environment, and
- Economic Development

Joplin's Capital Plan: Steps of Project Prioritization

01 Understand the priorities

- Began with a review of **strategic priorities** in the various recovery plans
- Validated and enhance **strategic goals** based on group consensus



Joplin's Capital Plan: Steps of Project Prioritization Continued

02 Agree on the prioritization criteria

- Agree on **prioritization criteria** – consider both the benefits and risks of all projects
- Develop **scoring rationale** for each criteria

Project Scoring Survey

Benefit & risk criteria definitions

Risk	Definition
Project Timeframe	Assessment of the project's ability to meet the HUD CDBG-DR Action Plan timeframes. The higher the risk of the project not meeting timeframe, the higher the risk rating.
Project Cost	Assessment of the lifecycle cost of the project (design, build, operate, maintain). The higher the projected cost and the greater the potential financial liability to the City or the subrecipient, the higher the risk rating.
Project Dependencies	Assessment of the project's dependencies on other projects. A greater number of dependencies could affect whether a project is able to move forward. The higher the number of dependencies, the higher the risk rating.
Level of Complexity	Assessment of the complexity of project implementation (technology, process, organization, sequencing). The higher the complexity, the higher the risk rating.
Reputational Risk	Assessment of the potential reputational risk of the City in the public arena as a result of the project. The more severe the risks, the higher the overall project risk rating.
Project Support	Assessment of the level of support around the delivery of the project e.g. does the project have the support of City Council, City Staff, and/or subrecipient stakeholders. The lower the commitment across internal stakeholders, the higher the risk rating.
Availability of Resources	Assessment of the availability of resources to implement the project, both within City Staff and external stakeholders/vendors. The higher the risk of limited availability of internal resources and/or scarce external resources, the higher the risk rating.
Certainty of Outcome	Assessment of the level of certainty of which the project will meet its desired outcomes e.g. beneficiaries, impact, National Objective. The lower the level of certainty, the higher the risk rating.

Joplin's Capital Plan: Steps of Project Prioritization Continued

03 Score the projects against criteria

- Utilize project prioritization criteria and weight to develop a **ranked list of projects**
- **Review** ranking results

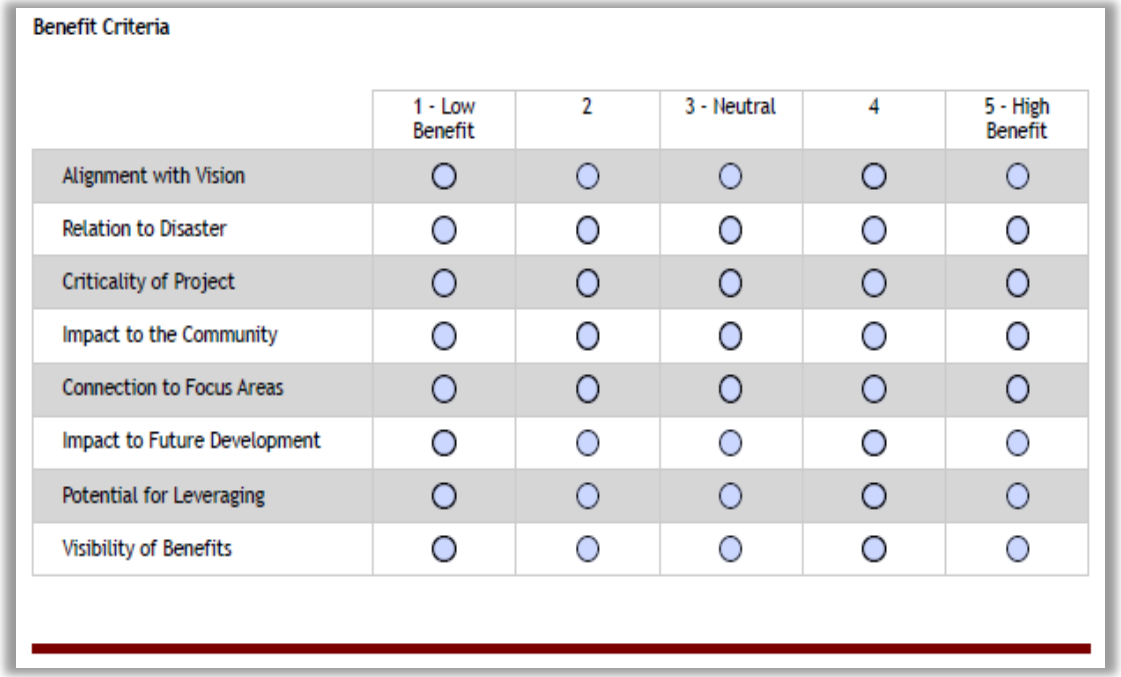

Benefit Criteria

	1 - Low Benefit	2	3 - Neutral	4	5 - High Benefit
Alignment with Vision	○	○	○	○	○
Relation to Disaster	○	○	○	○	○
Criticality of Project	○	○	○	○	○
Impact to the Community	○	○	○	○	○
Connection to Focus Areas	○	○	○	○	○
Impact to Future Development	○	○	○	○	○
Potential for Leveraging	○	○	○	○	○
Visibility of Benefits	○	○	○	○	○

Joplin's Capital Plan: Steps of Project Prioritization Continued

04 Develop the project portfolio

- Review ranking results – **recalibrate project list**
- Build the **project portfolio recommendation** to City Council

Rank	Score	Project Name	Value
1	8.988	Project 1	$$
2	8.741	Project 22	$$
3	8.710	Project 8	$$
4	8.701	Project 3	$$
5	8.692	Project 5	$$
6	8.691	Project 7	$$
7	8.599	Project 29	$$
8	8.348	Project 16	$$

Workshop #1 Results: Strategic Goals of the Vision



Strategic Goals of the Vision agreed upon by consensus in Workshop #1

Workshop #1 Results: Weighting the Criteria

Benefit Criteria

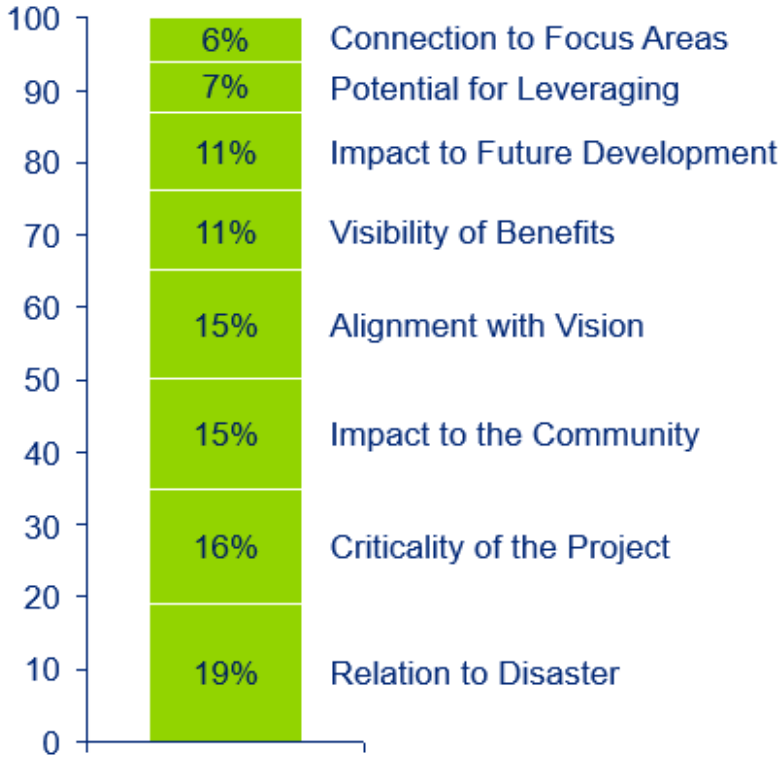

Risk Criteria



The criteria weighting was agreed upon by vote in Workshop #1

What Went On Behind the Scenes?

Behind the Scenes

Completed Project Execution Plans

Conducted numerous meetings with City staff and external community stakeholders to validate project summary, costs, schedule, benefits, and risks and finalized Project Execution Plans (PEPs).

Completed Scorecard

Each member of the identified City of Joplin Staff completed a scorecard which evaluated each project against 8 benefit criteria and 8 risk criteria

Applied Weights

Averaged responses (raw scores) were multiplied by the agreed upon weights for each of the 8 benefit and 8 risk criteria in order to come to a weighted score for each project

Averaged Results

The weighted scores on each project from all respondents were averaged to determine an average weighted score for each project

Scored Projects

Overall project scores were ranked in order of score, and the dollar value of each project was noted

Project Scoring Methodology: Behind the Scenes

In order to develop an **overall score** for each project, we underwent the following process:

Completed Project Execution Plans

- Conducted numerous meetings with City staff and external community stakeholders to ***validate project summary, costs, schedule, benefits, and risks*** and finalized Project Execution Plans (PEPs)



Advanced Training and Technology Center

DESCRIPTION:
CDBG-DR funds for the Joplin Advanced Training and Technology Center will support the acquisition, remodeling, and equipping of an existing facility identified by the Sub-Recipient/Administering Entity (Joplin Chamber of Commerce Foundation. The proposed project will support expanding economic development opportunities through improving workforce skills (job training) and encouraging new/start-up businesses (business incubator).

OBJECTIVE:
Acquisition and renovation of the former Franklin Tech building to support creation of a facility dedicated to offering job training and business incubator services.

SCOPE:
Purchase and renovate the proposed 55,000 sq. ft. facility as well as create a storm shelter (one of the classrooms, previously used for medical storage can be used as a storm-shelter). The project will also include the purchase of furnishings, fixtures, and training-related equipment.

INVOLVEMENT:
CITY STAFF: Troy Bolander
END USER:
- Joplin Chamber of Commerce Foundation
- Joplin business community
- Students from surrounding high schools
- Joplin workforce

DESIGN: Sub-recipient
ENVIRONMENTAL: Sub-recipient
EXTERNAL STAKEHOLDERS:
- Crowder College, Workforce Investment Board (WIB), Missouri Southern State University Small Business & Technology Development Center, Joplin School District, Franklin Tech, Carthage Technical Center, Missouri Enterprise

INTERNAL STAKEHOLDERS: Planning, Development and Neighborhood Services Dept.

ACTION PLAN/ RECOVERY BUDGETS:
$500,000 - Round 2

PROJECT BUDGET:
$6,286,475 - Total CDBG-DR Round 2
* Subject to change based on appraisal.

O&M:
$260,000 - $270,000 per year

POTENTIAL PROJECT RISKS:
- Ensure removal of FEMA storm shelter ownership and removal issue.
- Long-term operational plan (sustainability of operations)
- Project eligibility/ budget-additional job creation/retention documentation required.

PROJECT SCHEDULE	2015	2016	2017	2018	2019
ENVIRONMENTAL REVIEW					
HUD REVIEW / RROF					
DESIGN					
CONSTRUCTION					

Public Facilities and Improvements
Low-Moderate Income Limited Clientele LMI
Public Facilities and Improvements 03 - Neighborhood Facilities

ADVANCED TRAINING AND TECHNOLOGY CENTER (proposed)

LOCATION:
401 Kentucky Ave (former Joplin School District Franklin Technology Center)

Proposed Advanced Training and Technology Center building.

Project Scoring Methodology: Behind the Scenes Continued

In order to develop an **overall score** for each project, we underwent the following process:

Completed Scorecard

- Each member of the identified City of Joplin Staff completed a scorecard which evaluated each project against ***8 benefit criteria and 8 risk criteria***

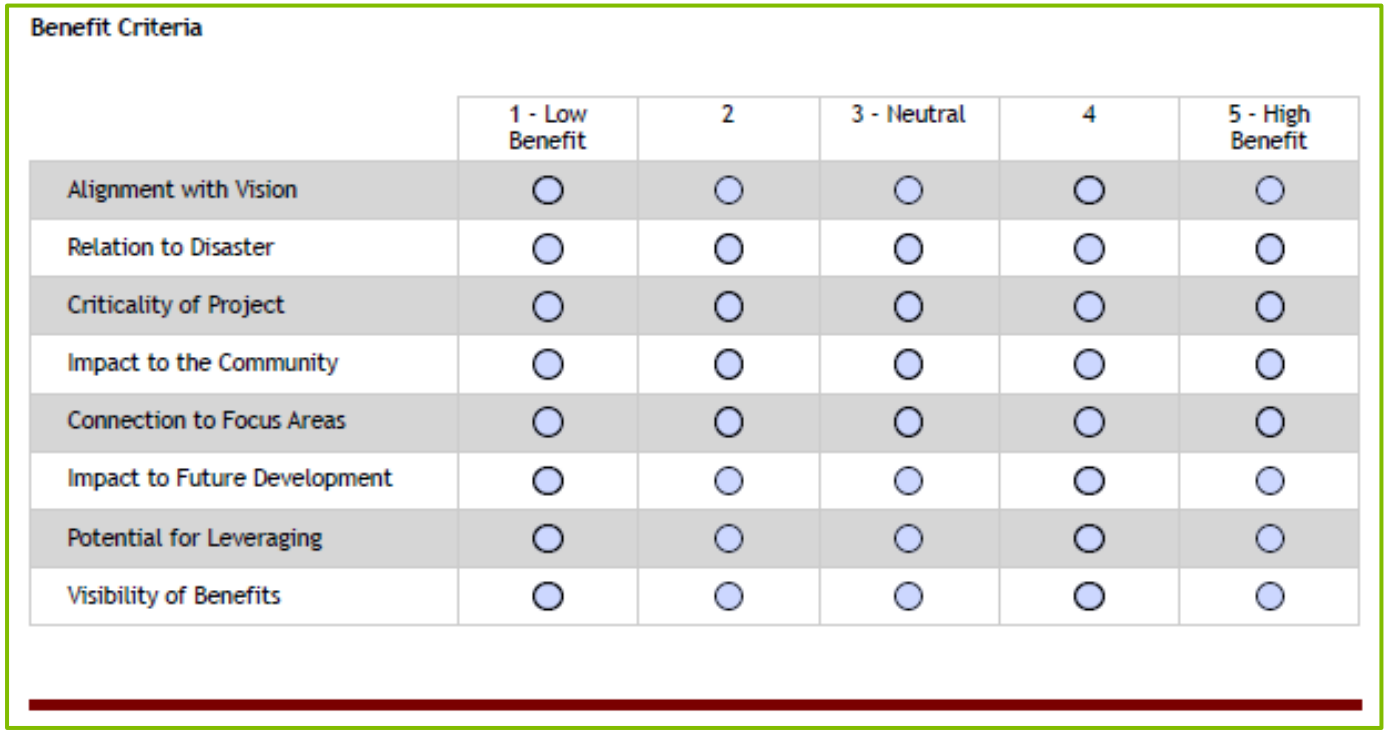

Benefit Criteria

	1 - Low Benefit	2	3 - Neutral	4	5 - High Benefit
Alignment with Vision	○	○	○	○	○
Relation to Disaster	○	○	○	○	○
Criticality of Project	○	○	○	○	○
Impact to the Community	○	○	○	○	○
Connection to Focus Areas	○	○	○	○	○
Impact to Future Development	○	○	○	○	○
Potential for Leveraging	○	○	○	○	○
Visibility of Benefits	○	○	○	○	○

Project Scoring Methodology: Behind the Scenes Continued

In order to develop an **overall score** for each project, we underwent the following process:

Applied Weights



- Averaged responses (raw scores) were multiplied by the agreed upon weights for each of the 8 benefit and 8 risk criteria in order to come to a ***weighted score for each project***

Benefit Criteria	Weighting	Max Raw Score	Max Weighted Score	Raw Score	Weighted Score
Alignment with Vision	15%	5	0.76	5	0.76
Relation to Disaster	19%	5	0.97	2	0.39
Criticality of the Project	16%	5	0.79	4	0.63
Impact to the Community	16%	5	0.78	3	0.47
Connection to Focus Areas	6%	5	0.30	4	0.24
Impact to Future Development	10%	5	0.52	5	0.52
Potential for Leveraging	7%	5	0.36	1	0.07
Visibility of Benefits	10%	5	0.52	4	0.42
Total Value Scores	**100%**	**40**	**5**	**28**	**3.50**

Project Scoring Methodology: Behind the Scenes Continued

In order to develop an **overall score** for each project, we underwent the following process:

Averaged Results



- The weighted scores on each project from all respondents were averaged to determine an ***average weighted score for each project***

Project Go Joplin			
City Team	Weighted Score	City Team	Weighted Score
Person 1	6.457	Person 7	6.567
Person 2	5.498	Person 8	5.045
Person 3	7.547	Person 9	8.674
Person 4	8.765	Person 10	7.577
Person 5	5.675	Person 11	5.856
Person 6	7.124		
Project Go Joplin Weighted Average Score			6.799

Project Scoring Methodology: Behind the Scenes Continued

In order to develop an **overall score** for each project, we underwent the following process:

Scored Projects

- Overall project scores were ranked in order of score, and the ***dollar value of each project was noted***

Rank	Score	Project Name	Value
1	8.988	Project 1	$$
2	8.741	Project 22	$$
3	8.710	Project 8	$$
4	8.701	Project 3	$$
5	8.692	Project 5	$$
6	8.691	Project 7	$$
7	8.599	Project 29	$$
8	8.348	Project 16	$$
9	8.254	Project 12	$$
10	7.918	Project 13	$$
11	7.814	Project 2	$$
12	7.767	Project 6	$$
13	7.412	Project 18	$$
14	7.129	Project 11	$$
15	6.912	Project 4	$$
16	6.812	Project 10	$$

ILLUSTRATIVE

What Funds Were Available?

Workshop #2 Results: Joplin's CDBG-DR Position

Obligated & Committed	
Infrastructure – Project 1	$ 7.90 M
Trails	$ 0.20 M
Crosslines	$ 0.55 M
Early Childhood Center	$ 5.00 M
FEMA THU Relocation	$ 0.06 M
Senior Housing	$ 4.75 M
J-HAP	$ 12.75 M
J-HRP	$ 1.90 M
Tenant Based Rental Asst.	$ 0.29 M
Joplin Public Park	$ 4.90 M
Mental Health Programs	$ 0.33 M
Cannonball	$ 3.05 M
JPHA Imp/Repairs	$ 0.21 M
24th Street Extension	$ 1.20 M
Total	**$ 43.09 M**
Planning & Administration	
Total	**$ 18.00 M**
To be Programmed	
Total	**$ 97.45 M**

Total Grant: $158.54 M

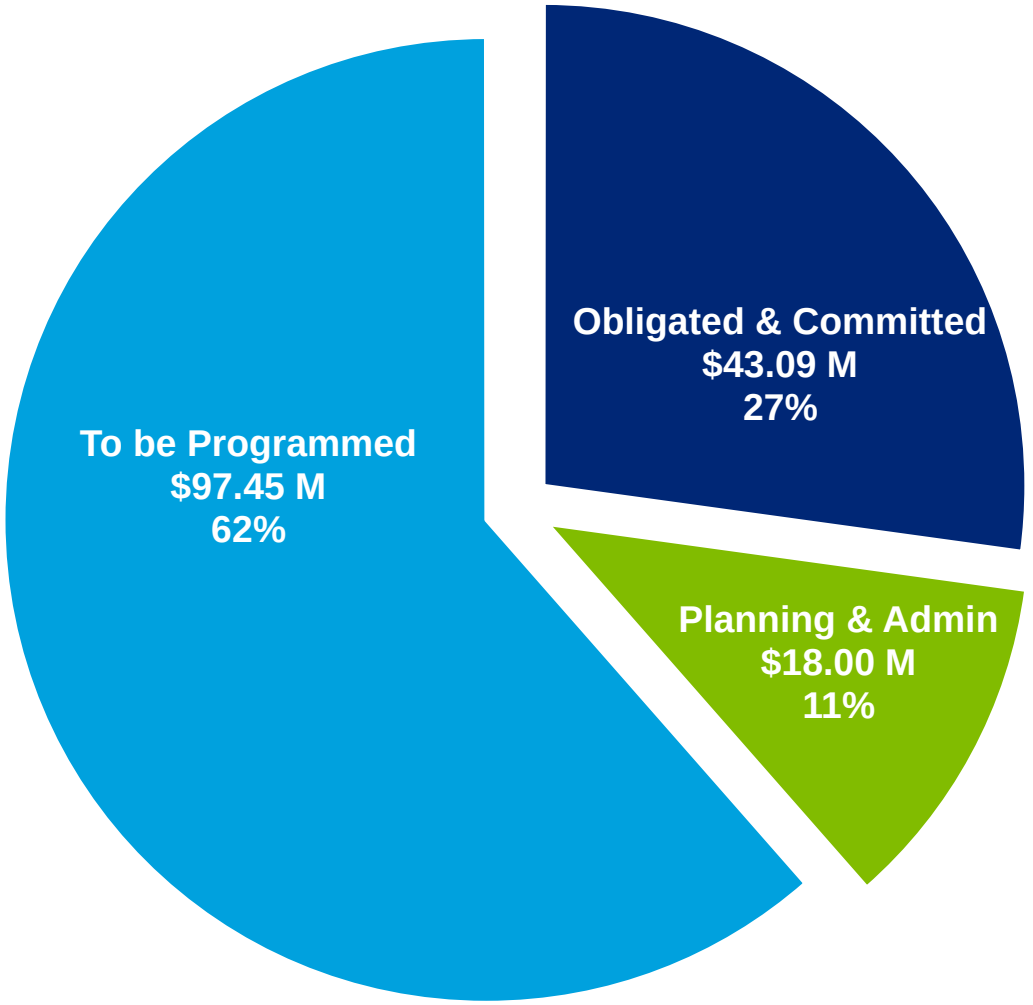

What Were the Results?

Workshop #2 Results: Project Scoring

Obligated/Committed

HUD Ineligible

More Information Needed

Rank	Score	Project Name	Value (M)
1	8.896	JHAP	$ 19.25
2	8.749	Infrastructure - Project 2	$ 22.40
3	8.735	Infrastructure - Project 1	$ 73.10
4	8.692	JPHA - Improvements / Repairs	$ 0.21
5	8.624	Joplin Public Park	$ 4.90
6	8.122	Infrastructure - Project 4	$ 33.80
7	8.102	Crosslines Community Center	$ 0.56
8	8.051	JSD Mental Health Programs	$ 0.33
9	7.685	Crossroads Industrial Park	$ 11.80
10	7.600	Streetscape - Main Street	$ 17.88
11	7.582	Cannonball Project	$ 3.05
12	7.543	J-HRP	$ 1.90
13	7.497	Infrastructure - Trail Construction	$ 2.40
14	7.465	Streetscape - 20th Street	$ 12.07
15	7.432	Infrastructure - Project 3	$ 10.20
16	7.364	Senior Housing Facility	$ 4.75
17	7.357	Mixed Income Multi - Family	$ 4.75
18	7.231	Airport Industrial Park	$ 5.90
19	7.172	Advanced Training Center	$ 6.54
20	7.148	Infrastructure - Tree Planting	$ 2.20

Rank	Score	Project Name	Value (M)
21	7.101	Joplin Business Assistance	$ 9.10
22	7.085	Micro-Enterprise Dev. Zone	$ 0.43
23	7.078	Joplin Senior Center	$ 4.75
24	7.040	JPHA - Tenant Rental Assistance	$ 0.29
25	6.886	Joplin Bungalows	$ 3.85
26	6.870	Green Neighborhood	$ 0.65
27	6.634	Community Clinic of Joplin	$ 0.24
28	6.454	Ozark Mental Health Services	$ 0.70
29	6.270	Aurora Econ. Development Project	$ 3.20
30	6.266	Land Acquisition and Assemblage	$ 5.50
31	5.954	Early Childhood Center	$ 5.00
32	5.429	Emerson School Reconstruction	$ 11.20
33	5.297	Memorial Hall	$ 4.25
34	5.171	Farmer's Market	$ 0.69
35	5.120	Juvenile Detention Center	$ 5.20
36	4.675	Joplin Commons	$ 30.47
37	4.240	SPARK	$ 25.60
38	4.017	Museum Renovation	$ 16.60
39	3.538	Schifferdecker Golf Course	$ 3.00

Workshop #2 Results: Recalibration Results

"Go" Projects
$98.25 M

New Rank	Score	Project Name	Proposed Value (M)	Key Notes
1	8.735	Infrastructure - Project 1	$ 50.00	High impact to LMI and recovery area
2	8.749	Infrastructure - Project 2	$ 11.00	High impact to remaining (non-LMI) recovery area
3	7.465	Streetscape - 20th Street	$ 7.00	Provides critical connectivity to projects 1 & 2
4	7.600	Streetscape - Main Street	$ 8.00	Provides critical connectivity to projects 1 & 2
5	7.172	Advanced Training Center	$ 5.50	Critical need in community, economic/workforce driver
6	7.685	Crossroads Industrial Park	$ 5.50	Economic driver/ support job creation
7	7.078	Joplin Senior Center	$ 4.75	Critical location and proximity to other amenities
8	7.497	Infrastructure - Trail Construction	$ 1.00	Urgent need within community, quality of life
9	8.896	J-HAP	$ 4.00	Reduced value, applications remaining in pipeline
10	8.122	Infrastructure - Project 4	$ 1.50	Critical enhancements, Murphy Roundabout, Highview
11	7.231	Airport Industrial Park	$ 5.90	Potential economic development asset
12	7.432	Infrastructure - Project 3	$ 10.20	Repair of lesser impacted recovery area infrastructure
13	7.357	Mixed Income Multi - Family	$ 4.75	Support recovery of rental housing inventory
14	6.870	Green Neighborhood	$ 0.65	Development of a green neighborhood
15	7.148	Infrastructure - Tree Planting	$ 2.20	Opportunity to replace trees lost in disaster
16	7.085	Micro-Enterprise Dev. Zone	$ 0.43	Financial assistance for start-up businesses
17	7.101	Joplin Business Assistance Program	$ 9.10	Financial assistance for disaster-displaced businesses
18	6.886	Joplin Bungalows	$ 3.85	Support recovery of disaster-impacted MFH units
19	6.634	Community Clinic of Joplin	$ 0.24	Support delivery of health services for LMI clientele
20	6.454	Ozark Mental Health Services	$ 0.70	Support of disaster-related mental health services
21	6.270	Aurora Econ. Development Project	$ 3.20	Potential economic development opportunity
22	6.266	Land Acquisition and Assemblage	$ 5.50	Potential resource to acquire property for development
23	5.429	Emerson School Reconstruction	$ 11.20	Opportunity to help recovery of local neighborhood
24	5.120	Juvenile Detention Center	$ 5.20	Support delivery of mental health services.

What Was Our Ask of City Council?

Activity #1: Approve CDBG-DR Composition Recommended and Alternate Projects

Rank	Project Name	Value (M)	Infrastructure & Environment	Housing & Neighborhoods	Schools & Community	Economic Development
1	Infrastructure - Project 1	$ 50.00	$ 50.00			
2	Infrastructure - Project 2	$ 8.00	$ 8.00			
3	Streetscape - 20th Street	$ 7.00				$ 7.00
4	Streetscape - Main Street	$ 8.00				$ 8.00
5	Advanced Training Center	$ 6.50				$ 6.50
6	Joplin Senior Center	$ 4.75			$ 4.75	
7*	J-HAP	$ 19.75		$ 19.75		
8	Crossroads Industrial Park	$ 5.50				$ 5.50
9*	Infrastructure - Trail Construction	$ 1.20	$ 1.20			
10	Community Clinic of Joplin	$ 0.24			$ 0.24	
11	Juvenile Detention Center	$ 0.35			$ 0.35	
12	Ozark Mental Health Services	$ 0.11			$ 0.11	
Previously Committed	Cannonball	$ 2.05				$ 2.05
	Crosslines Community Center	$ 0.55			$ 0.55	
	Early Childhood Center	$ 5.00			$ 5.00	
	E. 24th Street Extension	$ 1.20				$ 1.20
	FEMA THU relocation	$ 0.06		$ 0.06		
	J-HRP	$ 1.90		$ 1.90		
	JPHA Improvements/Repairs	$ 0.21		$ 0.21		
	JPHA Tenant Based RA	$ 0.29		$ 0.29		
	JSD-Mental Health Services	$ 0.33			$ 0.33	
	Public (Mercy) Park	$ 4.90			$ 4.90	
	Sanitary Sewer Improvements	$ 7.90	$ 7.90			
	Senior Housing Development	$ 4.75		$ 4.75		
CDBG Grant (Less Admin & Planning)		**$ 140.54**	**$ 67.10**	**$ 26.96**	**$ 16.23**	**$ 30.25**
Joplin Strategic Plan % Allocation			**48%**	**19%**	**12%**	**22%**

* Portions of the budget were committed prior to the Capital Planning Process

CDBG-DR Projects Status Update

Identified Projects (Capital Plan Process): Housing and Neighborhoods

Project	Budget	Start Date	Estimated End Date	Percentage of Completion
Joplin Homeowner Assistance Program	$19,750,000	10/1/13	12/31/17	86%
Joplin Homeowner Rehabilitation Program	$250,000	8/5/15	6/30/17	77%
FEMA Trailer and Housing Unit Relocation	$11,800	4/11/13	6/13/13	100%
Joplin Housing Authority Site Improvements	$210,000	4/7/14	2/21/17	62%

J-HAP Applicant Activity		
Joplin Homeowner Assistance Program Update		
	11/1/2016	**%**
Applications Received	**983**	**100%**
Approved	**621**	**63%**
Closed	**564**	**57%**





Identified Projects (Capital Plan Process): Economic Development

Project	Budget	Start Date	Estimated End Date	Percentage of Completion
Advanced Training and Technology Center	$6,500,000	6/13/15	7/26/17	35%
Crossroads Industrial Park	$6,700,000	12/8/14	7/11/18	23%
Owens Corning	$2,050,000	1/16/17	TBD	0%

Advanced Training and Technology Center



Crossroads Industrial Park



Identified Projects (Capital Plan Process): School and Community Facilities

Project	Budget	Start Date	Estimated End Date	Percentage of Completion
Senior Center	$4,750,000	11/2/15	5/22/19	2%
Senior Housing	$4,500,000	4/27/16	TBD	2%
Juvenile Detention Center	$350,000	9/8/15	10/30/17	5%
Community Clinic	$240,000	9/8/15	3/15/17	9%
Ozark Mental Health Services	$110,000	9/8/15	11/27/17	24%
Early Childhood Center	$5,000,000	8/11/15	11/9/18	9%
Crosslines Community Center	$965,302	9/8/15	10/31/16	100%

Early Childhood Center



Senior Center



Identified Projects (Capital Plan Process): Infrastructure and Environment

Project	Budget	Start Date	Estimated End Date	Percentage of Completion
Stormwater	$8,992,304	10/5/15	3/20/19	7%
Sanitary Sewer	$20,508,872	8/4/14	11/7/17	63%
Surface Elements	$36,007,696	10/5/15	3/20/19	7%
Streetscapes	$15,000,000	7/24/14	12/5/18	14%
Trails	$1,200,000	7/2/12	8/30/18	24%
Mercy Park	$4,900,000	1/25/15	3/31/17	83%

Streetscapes



Mercy Park



Infrastructure Projects (Sanitary Sewer Improvements): Phase 1 and Phase 2 Renovations

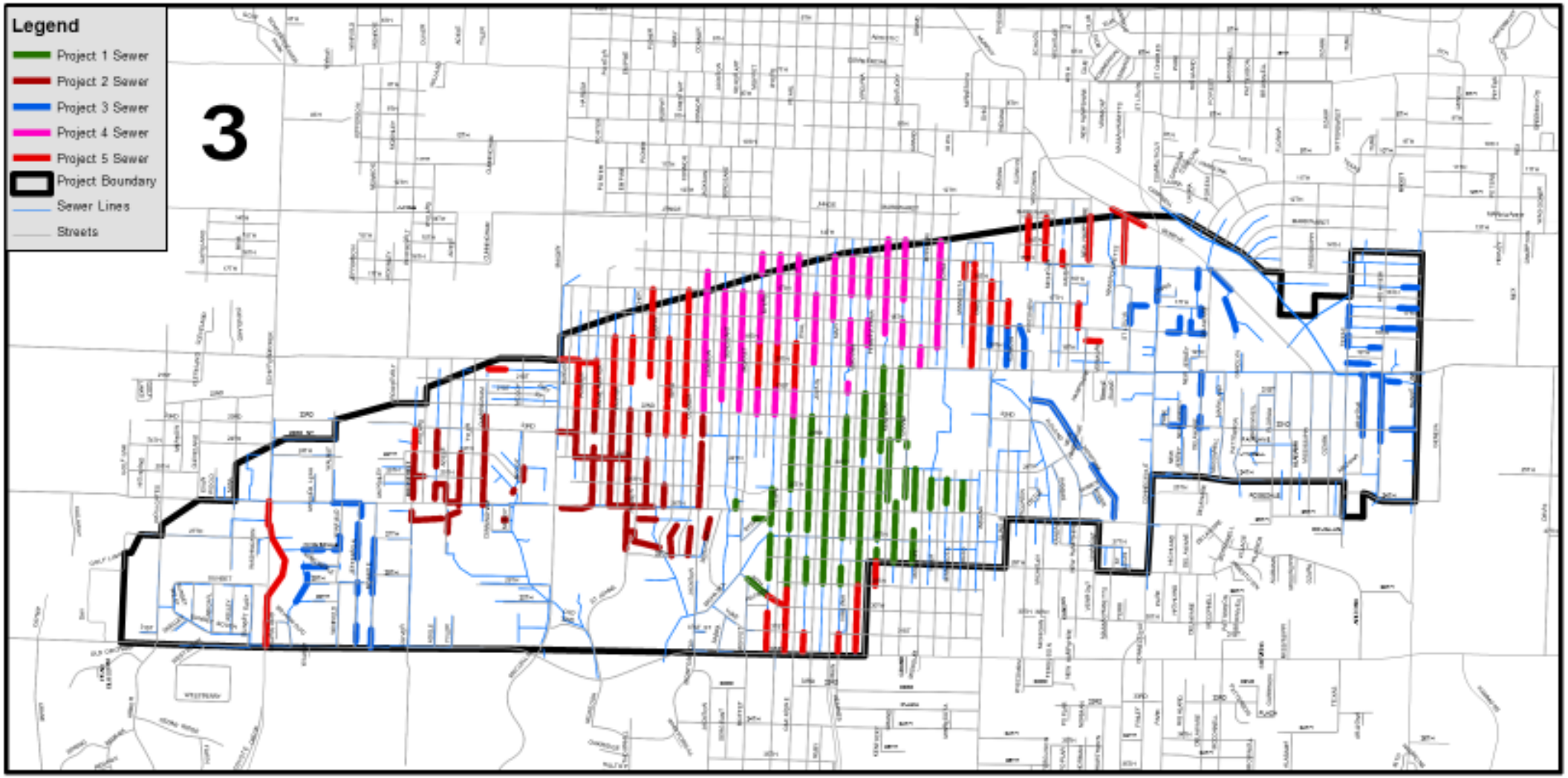

Infrastructure Projects (Sanitary Sewer Improvements): Interceptor Projects

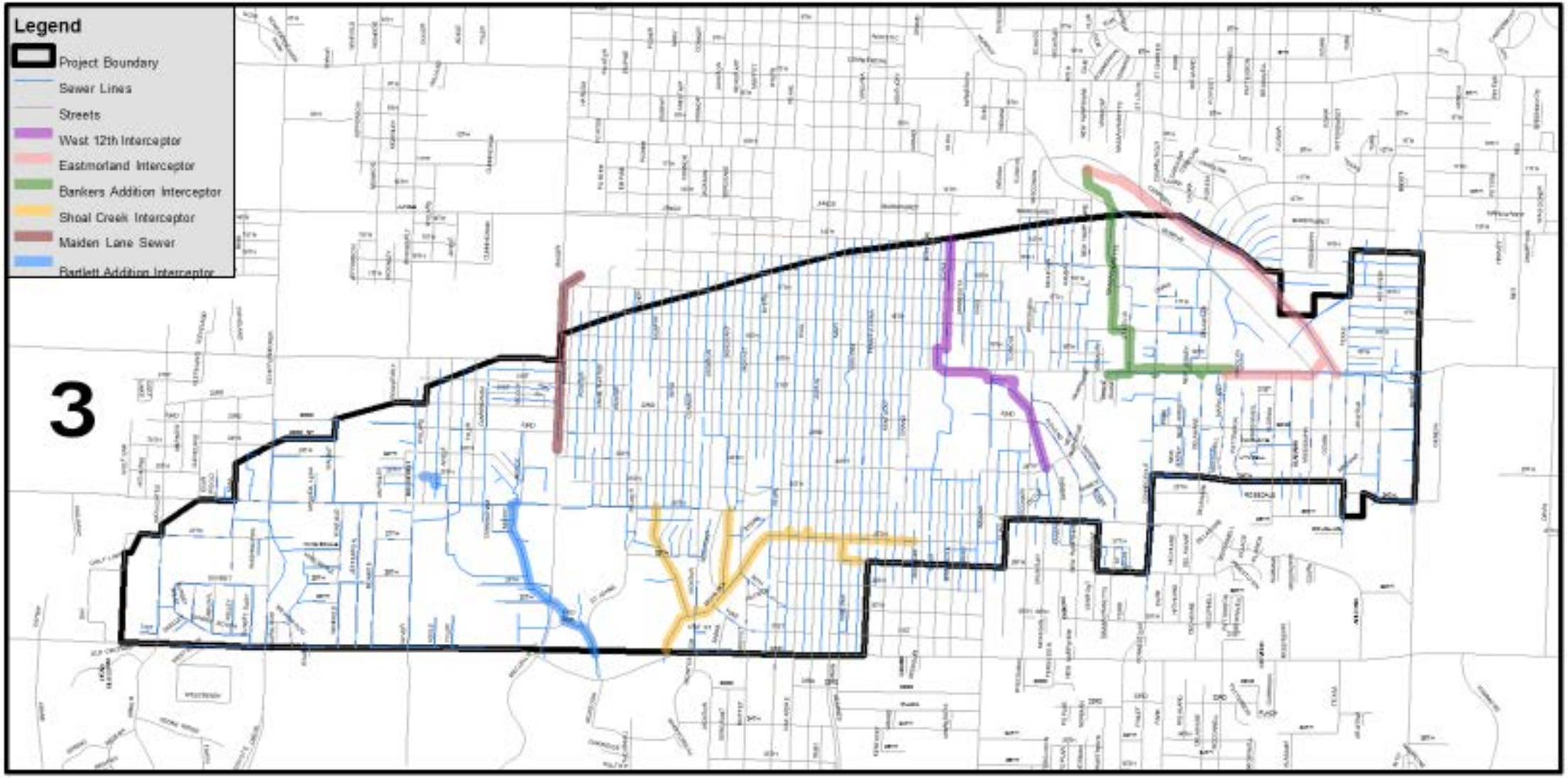

Infrastructure Projects: Stormwater

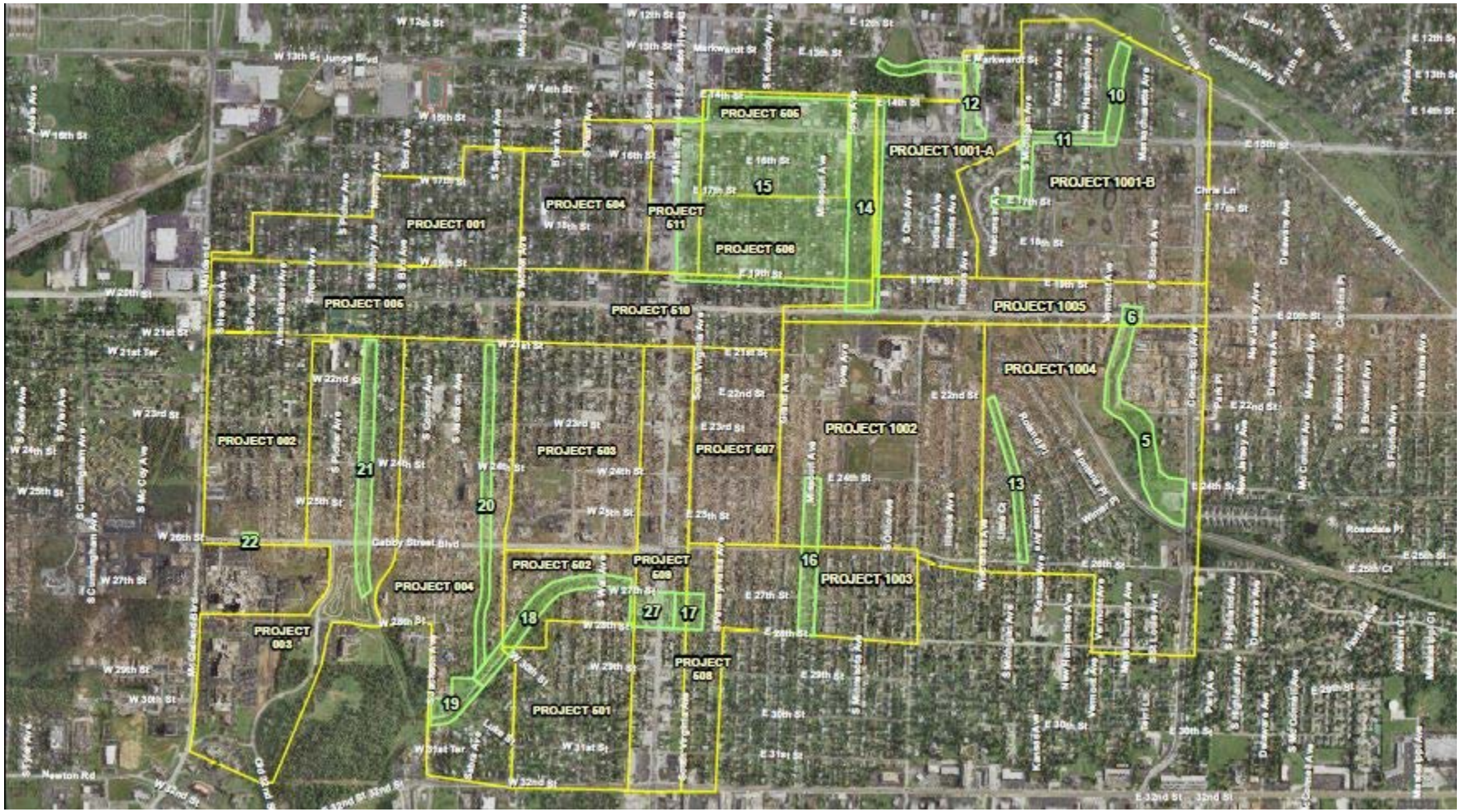

Infrastructure Projects: Streetscapes and Infrastructure Public Involvement





Infrastructure Projects: Streetscapes and Infrastructure Public Involvement Continued



You are within the project area of the following infrastructure improvement project:

MAIN STREET

between 15th Street and 32nd Street

You are invited to an open-house public meeting on June 7, 2016 between 4:30 and 7:00 PM at the Joplin High School, Performing Arts Center, Talon Room at 2104 Indiana Avenue. Parking is available in the north lot. Maps of the proposed improvements and other material will be available for your review.

Questions, call: 417-206-9000

Or e-mail:

JoplinCDBG@olssonassociates.com

If you have special assistance need for the meeting, please contact the ADA coordinator at 417-624-0820 ext. 210 at least 48 hours in advance.

Visit the website:

www.joplinjet.com



You are within the project area of the following infrastructure improvement project:

20th STREET

between Main Street and Range Line Road

You are invited to an open-house public meeting on June 7, 2016 between 4:30 and 7:00 PM at the Joplin High School, Performing Arts Center, Talon Room at 2104 Indiana Avenue. Parking is available in the north lot. Maps of the proposed improvements and other material will be available for your review.

Questions, call: 417-206-9000

Or e-mail:

JoplinCDBG@olssonassociates.com

If you have special assistance need for the meeting, please contact the ADA coordinator at 417-624-0820 ext. 210 at least 48 hours in advance.

Visit the website:

www.joplinjet.com

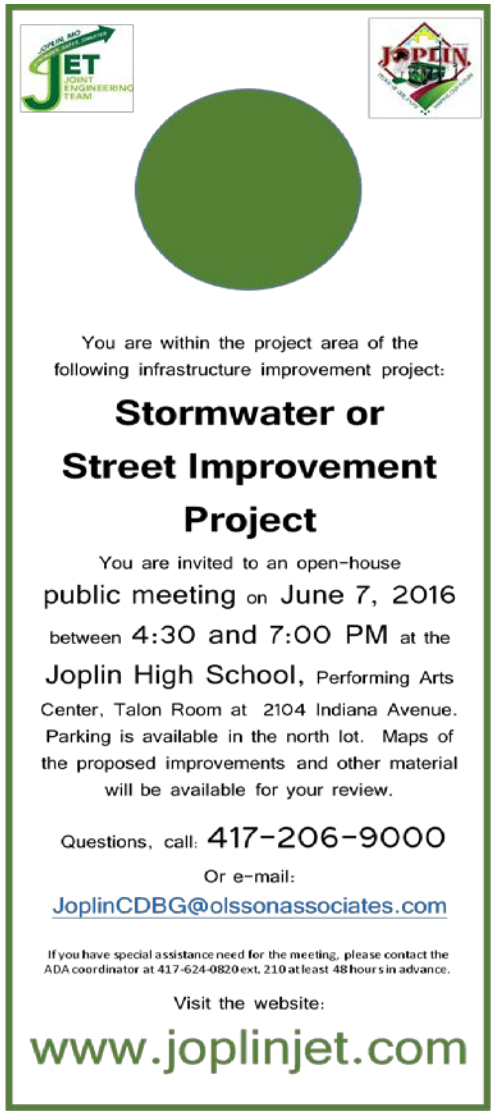

You are within the project area of the following infrastructure improvement project:

Stormwater or Street Improvement Project

You are invited to an open-house public meeting on June 7, 2016 between 4:30 and 7:00 PM at the Joplin High School, Performing Arts Center, Talon Room at 2104 Indiana Avenue. Parking is available in the north lot. Maps of the proposed improvements and other material will be available for your review.

Questions, call: 417-206-9000

Or e-mail:

JoplinCDBG@olssonassociates.com

If you have special assistance need for the meeting, please contact the ADA coordinator at 417-624-0820 ext. 210 at least 48 hours in advance.

Visit the website:

www.joplinjet.com

City Council Governance

City Council Oversight Role

City council has been/is responsible for reviewing and approving the following:

1. **Capital Plan** *(Approved in Summer 2015)*
2. **Action Plans**
3. **Contracts**
4. **Work Authorizations**
5. **Change Orders over $100,000**
6. **Annexations / Property Acquisitions**

Potential Amendment - JHAP Program Funding

*Program has **exceeded** its goals and objectives of promoting growth and home development above pre-tornado levels*

- Initial Goal – provide 250 homeowners assisted
- Actual Progress (as of 11/9/16) – 621 homeowners assisted

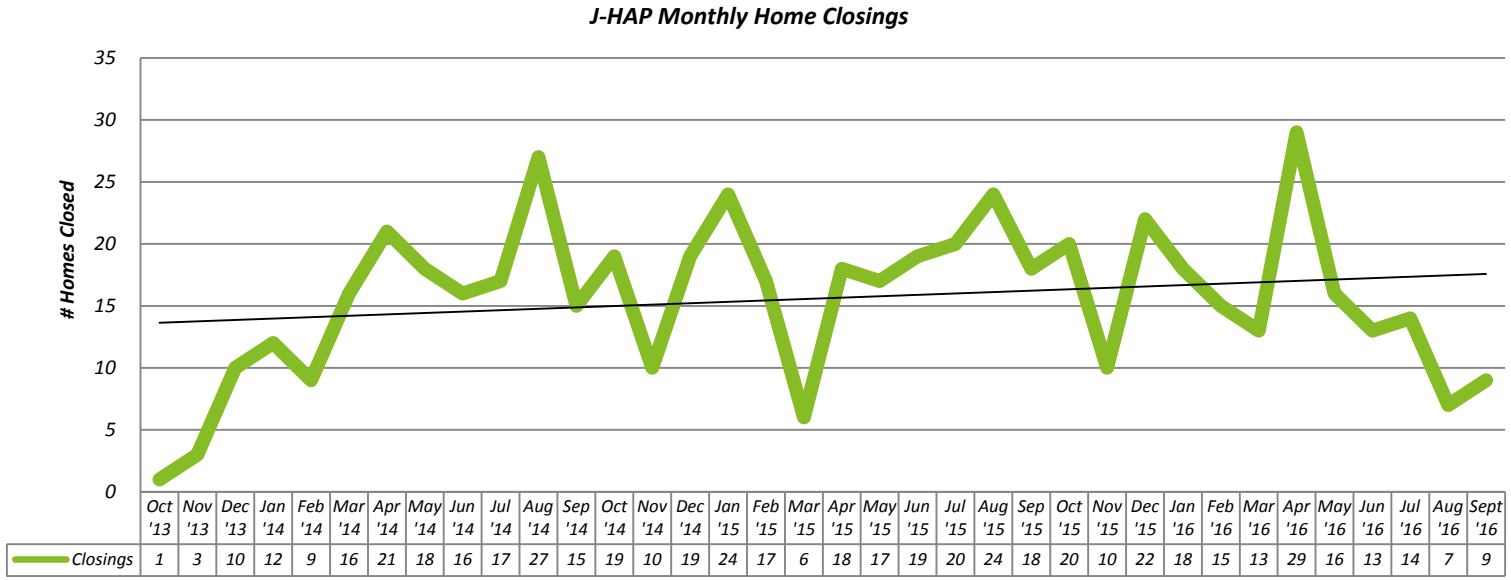

	Oct '13	Nov '13	Dec '13	Jan '14	Feb '14	Mar '14	Apr '14	May '14	Jun '14	Jul '14	Aug '14	Sep '14	Oct '14	Nov '14	Dec '14	Jan '15	Feb '15	Mar '15	Apr '15	May '15	Jun '15	Jul '15	Aug '15	Sep '15	Oct '15	Nov '15	Dec '15	Jan '16	Feb '16	Mar '16	Apr '16	May '16	Jun '16	Jul '16	Aug '16	Sept '16
Closings	1	3	10	12	9	16	21	18	16	17	27	15	19	10	19	24	17	6	18	17	19	20	24	18	20	10	22	18	15	13	29	16	13	14	7	9

Questions & Answers



Update on Priority Based Budgeting

CITY OF JOPLIN MISSOURI

Office of the Finance Director
602 S. Main Street
Joplin, Missouri 64801
(417) 624-0820 Ext.251
(417) 624-4620 (Fax)

MEMORANDUM

To: Sam Anselm, City Manager and
Members of the City Council

From: Leslie Haase, Finance Director

Date: November 8, 2016

Subject: Discussion of Possible Advance Refunding or "Defeasance" of City Hall COPS

During the 2003 fiscal year, the City issued $6,700,000 in Certificates of Participation (COPS) for the purposes of financing the costs to acquire, construct, renovate, furnish and equip a new city hall, convert the existing city hall to a public safety and justice center, convert the existing public works building for use by the health department, and demolish an existing health department building to make a lot for sale and to convert another existing health department building for retention of city records. At the time of issuance, the certificates were set to mature in June of 2023 with interest rates ranging from 3.15% to 4.30%.

In 2012, the City issued $4,400,000 in COPS with interest rates ranging from 2% to 3.125% to refund $4,720,000 of outstanding Series 2003 COPS for the same purposes listed above. The Series 2012 COPS are set to mature in October of 2023. The earliest the Series 2012 COPS can be "called" or prepaid is on October 1, 2019.

The annual debt payment on the Series 2012 COPS ranges from $436,000 in 2017 to $438,300 in 2023. The City currently makes this annual payment by charging ourselves a "rent" payment based on square footage usage of City Hall. For fiscal year 2017, this "rent" payment will be assessed as follows:

- General Fund $357,680
- CVB Fund $25,164
- SWM Fund $8,117
- Community Planning Fund $29,378
- Sewer Fund $15,657

This is an added annual expenditure assessed mainly to the general fund. As you know, the adopted budget is exactly balanced while granting a 3% raise on anniversary dates throughout the fiscal year. This already creates an issue for the FY 2018 budget, in that there aren't any extra dollars for unexpected expenditures and there are no provisions for the 3% raise that will be in effect for the entire year in FY 2018. The total estimated

cost of a 3% raise on anniversary dates is $506,000, while 3% for the entire year is approximately $820,000. Therefore, entering the FY 2018 budget, we can expect an approximate $314,000 increase in expenditures.

As a result, I have continued to explore various ideas on how to fund this projected increase in expenditures and create a buffer between revenues and expenditures in the general fund. The objective of the City is to have a balanced budget, while maintaining sufficient reserves for emergencies, the replacement of large capital assets and projects and the retirement of debt. With this in mind, there is an opportunity to use a portion of the unrestricted fund balance of the general fund to reduce the annual expenditures of the general fund by making an irrevocable deposit of cash now in an amount sufficient to provide for the payment of the 2012 Series COPS.

The City would use available cash reserves (fund balance) to fund an irrevocable escrow account with the trustee bank for the Series 2012 COPS that will fund the principal and interest requirements through October 1, 2019, which is the date when the Series 2012 COPS can be prepaid. At this point in time, the trustee would use the escrow account to pay off the remaining principal outstanding in the amount of $1,615,000. The total amount of cash needed to accomplish the "defeasance" of the Series 2012 COPS is approximately $2,870,000. This would be a one-time payment from fund balance. It is appropriate to use fund balance for one-time expenditures rather than ongoing, recurring costs.

The immediate benefit to the City is freeing up the annual budget obligation for debt service of $436,000 for the Series 2012 COPS. Additionally, the city's idle funds or the available cash reserves are invested in very low yielding short-term U.S. Government backed obligations, while the interest rates for each maturity date on the Series 2012 COPS increases from 2% in 2017 to 3.125% in 2023. The escrow fund will have the ability to earn a similar yield in U.S. Government obligations as well, so there will be little or no lost investment earnings.

There is a small cost of the advance refunding or "defeasance" of the Series 2012 COPS estimated at $6,000 for legal, analytical consultation, CPA verification report on the escrow sufficiency and the bank escrow acceptance fee. Furthermore, since the escrow account is irrevocable, the debt will be removed from the City's financial statements at the point in time the escrow account is established. From a financial statement standpoint, the debt has been repaid.

The FY 2017 budget projects an ending unrestricted fund balance of $8,081,779 in the general fund. This is in addition to the ending minimum reserve balance of $5,645,963 projected in the general fund. Finance will have a better idea of the actual projected ending fund balance in December as we continue to post entries in order to close the 2016 fiscal year. As a result, the projected numbers of this "defeasance" of the Series 2012 COPS are based on a February 1, 2017 escrow funding date. This will allow time to provide updated fund balance projections.

Staff presents this information to open a discussion on this topic with the City Council.

SOURCES AND USES OF FUNDS

City of Joplin, Missouri
Defeasance of Series 2012 Certificates of Participation
- Preliminary, Subject to Change -

Dated Date	02/01/2017
Delivery Date	02/01/2017

Sources:	
Other Sources of Funds:	
Cash Contribution	2,869,300.44
	2,869,300.44

Uses:	
Refunding Escrow Deposits:	
Cash Deposit	0.44
SLGS Purchases	2,862,300.00
	2,862,300.44
Cost of Issuance:	
Legal	2,000.00
Escrow Agent (One Time Fee)	2,000.00
CPA Verification Report	1,500.00
Analytical Consultation	1,500.00
	7,000.00
	2,869,300.44

SUMMARY OF BONDS REFUNDED

City of Joplin, Missouri
Defeasance of Series 2012 Certificates of Participation
- Preliminary, Subject to Change -

Bond	Maturity Date	Interest Rate	Par Amount	Call Date	Call Price
Series 2011 (Refunding Series 2003), REF03:					
SERIAL	10/01/2017	2.000%	365,000.00		
	10/01/2018	2.000%	370,000.00		
	10/01/2019	2.300%	380,000.00		
	10/01/2020	2.625%	380,000.00	10/01/2019	100.000
	10/01/2021	3.000%	400,000.00	10/01/2019	100.000
	10/01/2022	3.000%	410,000.00	10/01/2019	100.000
	10/01/2023	3.125%	425,000.00	10/01/2019	100.000
			2,730,000.00		

PRIOR BOND DEBT SERVICE

City of Joplin, Missouri
Defeasance of Series 2012 Certificates of Participation
- Preliminary, Subject to Change -

Period Ending	Principal	Coupon	Interest	Debt Service	Annual Debt Service
04/01/2017			35,498.13	35,498.13	
10/01/2017	365,000	2.000%	35,498.13	400,498.13	
02/01/2018					435,996.26
04/01/2018			31,848.13	31,848.13	
10/01/2018	370,000	2.000%	31,848.13	401,848.13	
02/01/2019					433,696.26
04/01/2019			28,148.13	28,148.13	
10/01/2019	380,000	2.300%	28,148.13	408,148.13	
02/01/2020					436,296.26
04/01/2020			23,778.13	23,778.13	
10/01/2020	380,000	2.625%	23,778.13	403,778.13	
02/01/2021					427,556.26
04/01/2021			18,790.63	18,790.63	
10/01/2021	400,000	3.000%	18,790.63	418,790.63	
02/01/2022					437,581.26
04/01/2022			12,790.63	12,790.63	
10/01/2022	410,000	3.000%	12,790.63	422,790.63	
02/01/2023					435,581.26
04/01/2023			6,640.63	6,640.63	
10/01/2023	425,000	3.125%	6,640.63	431,640.63	
02/01/2024					438,281.26
	2,730,000		314,988.82	3,044,988.82	3,044,988.82

ESCROW REQUIREMENTS

City of Joplin, Missouri
Defeasance of Series 2012 Certificates of Participation
- Preliminary, Subject to Change -

Dated Date	02/01/2017
Delivery Date	02/01/2017

Period Ending	Principal	Interest	Principal Redeemed	Total
04/01/2017		35,498.13		35,498.13
10/01/2017	365,000.00	35,498.13		400,498.13
04/01/2018		31,848.13		31,848.13
10/01/2018	370,000.00	31,848.13		401,848.13
04/01/2019		28,148.13		28,148.13
10/01/2019	380,000.00	28,148.13	1,615,000.00	2,023,148.13
	1,115,000.00	190,988.78	1,615,000.00	2,920,988.78

ESCROW SUFFICIENCY

City of Joplin, Missouri
Defeasance of Series 2012 Certificates of Participation
- Preliminary, Subject to Change -

Date	Escrow Requirement	Net Escrow Receipts	Excess Receipts	Excess Balance
02/01/2017		0.44	0.44	0.44
04/01/2017	35,498.13	35,497.92	(0.21)	0.23
10/01/2017	400,498.13	400,498.11	(0.02)	0.21
04/01/2018	31,848.13	31,848.78	0.65	0.86
10/01/2018	401,848.13	401,848.21	0.08	0.94
04/01/2019	28,148.13	28,147.60	(0.53)	0.41
10/01/2019	2,023,148.13	2,023,147.72	(0.41)	
	2,920,988.78	2,920,988.78	0.00	

ESCROW DESCRIPTIONS

City of Joplin, Missouri
Defeasance of Series 2012 Certificates of Participation
- Preliminary, Subject to Change -

	Type of Security	Type of SLGS	Maturity Date	First Int Pmt Date	Par Amount	Rate	Max Rate
Feb 1, 2017:							
	SLGS	Certificate	04/01/2017	04/01/2017	31,788	0.280%	0.280%
	SLGS	Certificate	10/01/2017	10/01/2017	387,659	0.560%	0.560%
	SLGS	Note	04/01/2018	04/01/2017	20,449	0.700%	0.700%
	SLGS	Note	10/01/2018	04/01/2017	390,520	0.810%	0.810%
	SLGS	Note	04/01/2019	04/01/2017	18,401	0.890%	0.890%
	SLGS	Note	10/01/2019	04/01/2017	2,013,483	0.960%	0.960%
					2,862,300		

SLGS Summary

SLGS Rates File	26OCT16
Total Certificates of Indebtedness	419,447.00
Total Notes	2,442,853.00
Total original SLGS	2,862,300.00

BOND DEBT SERVICE

City of Joplin, Missouri
Refunding Certificates of Participation
Series 2012 (Refunding Series 2003)
FINAL

Period Ending	Principal	Coupon	Interest	Debt Service	Annual Debt Service
10/01/2012	285,000	2.000%	56,837.96	341,837.96	
10/31/2012					341,837.96
04/01/2013			49,348.13	49,348.13	
10/01/2013	335,000	2.000%	49,348.13	384,348.13	
10/31/2013					433,696.26
04/01/2014			45,998.13	45,998.13	
10/01/2014	345,000	2.000%	45,998.13	390,998.13	
10/31/2014					436,996.26
04/01/2015			42,548.13	42,548.13	
10/01/2015	350,000	2.000%	42,548.13	392,548.13	
10/31/2015					435,096.26
04/01/2016			39,048.13	39,048.13	
10/01/2016	355,000	2.000%	39,048.13	394,048.13	
10/31/2016					433,096.26
04/01/2017			35,498.13	35,498.13	
10/01/2017	365,000	2.000%	35,498.13	400,498.13	
10/31/2017					435,996.26
04/01/2018			31,848.13	31,848.13	
10/01/2018	370,000	2.000%	31,848.13	401,848.13	
10/31/2018					433,696.26
04/01/2019			28,148.13	28,148.13	
10/01/2019	380,000	2.300%	28,148.13	408,148.13	
10/31/2019					436,296.26
04/01/2020			23,778.13	23,778.13	
10/01/2020	380,000	2.625%	23,778.13	403,778.13	
10/31/2020					427,556.26
04/01/2021			18,790.63	18,790.63	
10/01/2021	400,000	3.000%	18,790.63	418,790.63	
10/31/2021					437,581.26
04/01/2022			12,790.63	12,790.63	
10/01/2022	410,000	3.000%	12,790.63	422,790.63	
10/31/2022					435,581.26
04/01/2023			6,640.63	6,640.63	
10/01/2023	425,000	3.125%	6,640.63	431,640.63	
10/31/2023					438,281.26
	4,400,000		725,711.82	5,125,711.82	5,125,711.82