JOPLIN CITY COUNCIL
INFORMAL MEETING
MONDAY, MARCH 7, 2022
5TH FLOOR COUNCIL CHAMBERS
602 S. MAIN ST.
5:15 P.M.

This meeting can be livestreamed at http://www.joplinmo.org/182/Video-Multimedia

AGENDA

1. Downtown Joplin Alliance Quarterly Presentation
2. Crime Statistics Presentation

Notice posted at 12:00 pm. on this 3rd day of March 2022. (RSMo 610.020)

Ad Omnia Parata

QUARTERLY UPDATE

DOWNTOWN JOPLIN ALLIANCE

March 7, 2022

DOWNTOWN JOPLIN ALLIANCE

2021
ACCOMPLISHMENTS



75 DAYS OF EVENTS

Third Thursday, Empire Market, Arts Fest, Ice Cream Social and more!



19 NEW BUSINESSES

Locally owned businesses add to downtown's fabric with an estimated 62 jobs



$10 MILLION PRIVATE INVESTMENT

Plus an additional $12 million invested in public infrastructure



ENDANGERED PROPERTIES PROGRAM

Olivia, YMCA in progress to return more than 52,000 sf to use as 80 residential units.





BUSINESS CONNECTIONS

Connecting businesses to resources and the downtown community



COMING IN 2022



CORNELL COMPLEX

Completion planned for

Fall 2022

DOWNTOWN JOPLIN ALLIANCE

MEMORIAL HALL

For another 100 years



HISTORIC RENOVATIONS

Muir, Pennington,
Independent Building, Frisco



EMPIRE MARKET

Empire Sprouts, Community Gardens, Workspace



EMPIRE MARKET COMMUNITY KITCHEN

For vendors, aspiring chefs, food trucks, kids meal program, classes



THIRD THURSDAY

MARCH 17	GO GREEN DOWNTOWN
APRIL 21	AT YOUR SERVICE!
MAY 19	BIG BIKE BASH
JUNE 16	YOU BELONG IN JOPLIN
JULY 21	DOWNTOWN WATERFEST
AUG 18	DOG DAYS OF SUMMER
SEPT 15	GREEN AND GOLD
OCT 20	3TH SPOOKTACULAR



OTHER EVENTS

Arts Fest , Summer Solstice
Night Market, WineShare,
Sidewalk Sale



PUBLIC SPACES

Parklets, Food Truck Park,
Entertainment District,
Holiday Decor



CLEAN TEAM

16 Events planned, starting mid-March



SURVEYS

New surveys for general
public and businesses



MARKETING AND PROMOTION

Updated video ads for online and TV, Historic building storytelling



THANK YOU!

DOWNTOWN JOPLIN ALLIANCE

Lori Haun
417-529-3888
lori@downtownjoplin.com

DOWNTOWN JOPLIN ALLIANCE



Joplin Police Department

2021 Year End Crime Statistics

Violent Crime Trend Years 2018-2021

- 2021 saw a decrease of 13.8% in violent crime compared to 2020

2018 - 2021 VIOLENT CRIME STATISTICS				
	2018	2019	2020	2021
ASSAULT	434	456	498	412
DOMESTIC ASSAULT	743	807	779	710
UNLAWFUL USE/WEAPON	50	66	91	67
HOMICIDE	3	2	6	5
SEX CRIMES	133	132	119	107
ROBBERY	53	64	72	48
TOTAL VIOLENT CRIME	1416	1527	1565	1349

Property Crime Trend Years 2018-2021

- 2021 saw a 0.37 % decrease overall from 2020

2018 - 2021 PROPERTY CRIME STATISTICS				
	2018	2019	2020	2021
ARSON	29	23	31	23
BURGLARY	547	527	422	479
LARCENY	1960	2136	2090	1899
THEFT FROM VEHICLE	632	734	705	792
VANDALISM	659	712	661	748
VEHICLE THEFT	440	456	468	420
TOTAL PROPERTY CRIME	4267	4588	4377	4361

Traffic Crashes for the year 2021 were down 2.59% compared to year 2020.

TRAFFIC CRASHES 2018 - 2021				
	2018	2019	2020	2021
January	143	149	141	125
February	128	128	141	97
March	153	142	127	158
April	129	151	84	150
May	150	169	153	150
June	127	160	139	125
July	113	181	137	50
August	176	180	150	117
Septemb	119	176	136	156
October	161	197	149	190
Novembe	135	169	159	149
Decembe	132	171	145	151
TOTAL	1666	1973	1661	1618

Calls for service were down 7.6% from 2020 to 2021.

Calls for Service 2018 - 2021				
	2018	2019	2020	2021
January	6431	5801	7119	7166
February	5741	5796	6535	5836
March	6803	6996	6384	7313
April	6515	7503	5429	6730
May	7225	7789	7488	6718
June	6728	8372	7407	6516
July	6453	9129	7283	4562
August	6998	8405	6923	6393
September	6336	8093	6864	6214
October	6313	7998	6791	6368
November	5804	7132	6292	5660
December	5604	7209	7212	6026
AVERAGE	6412.6	7518.6	6811	6292
TOTAL	76951	90223	81727	75502

Self-Initiated Activity by month shows a decrease as our officer openings peaked at 21 on June 1.

TRAFFIC STOPS 2018 - 2021				
	2018	2019	2020	2021
JANUARY	1209	860	1269	1662
FEBRUARY	1002	976	1014	1133
MARCH	1131	1275	696	1349
APRIL	961	1245	339	906
MAY	998	1115	1117	729
JUNE	869	1204	797	581
JULY	795	1556	899	150
AUGUST	872	1166	981	517
SEPTEMBER	753	823	1006	592
OCTOBER	660	1099	918	695
NOVEMBER	788	1195	961	542
DECEMBER	750	1252	1687	673
TOTAL	10788	13766	11684	9529

DWI and Narcotics Arrests were down significantly (28.3 %) from 2020, due in large part to a reduction in staffing for the year.

2018 - 2021 DRUG/ALCOHOL CRIME STATISTICS				
	2018	2019	2020	2021
DUI/DWI	271	331	334	290
NARCOTICS	1229	1333	865	569
TOTAL DRUG/ALCOHOL CRIME	1500	1664	1199	859

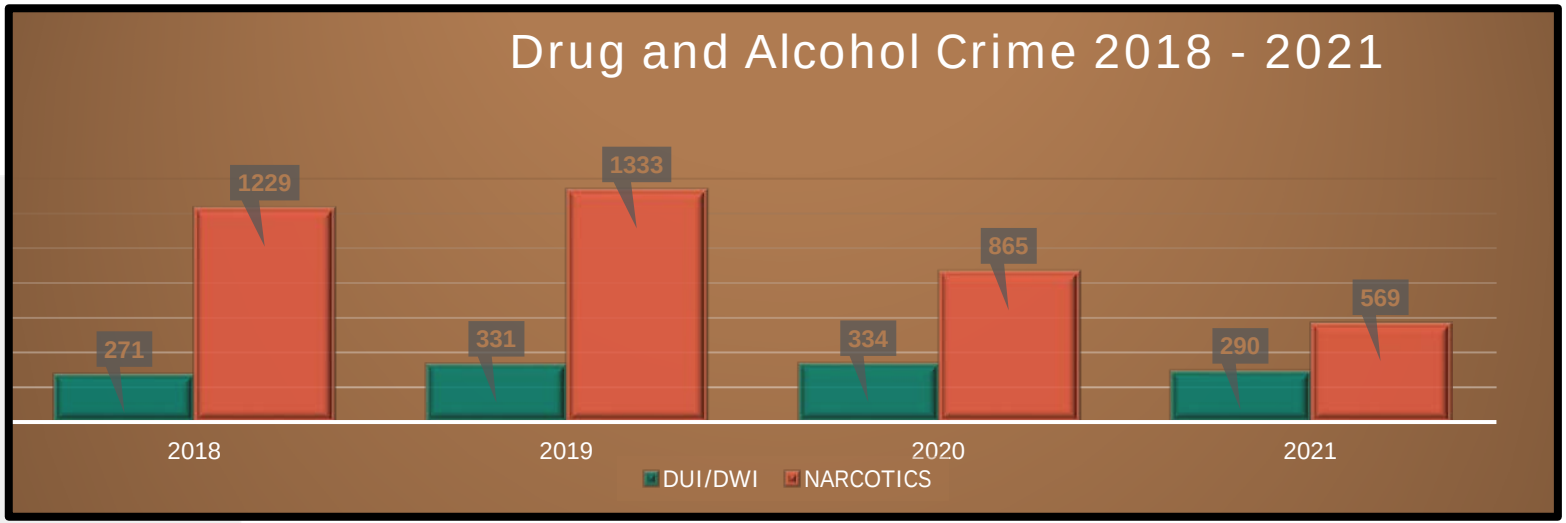

Crime Stats Summary

Total Crime Reduction of 3.9%

The total combined reduction in violent crime and property crime was 3.9% from 2020 to 2021.

Total Crash Reduction of 2.59%

Crashes in the City of Joplin were down 2.59% from 2020 to 2021 despite having 4 full time traffic officers.

Total Calls Reduction of 7.6%

Total calls for service were down 7.6% from 2020 to 2021.

QUESTIONS