JOPLIN CITY COUNCIL
WORK SESSION
MONDAY, MAY 13, 2024
5TH FLOOR COUNCIL CHAMBERS
602 S. MAIN ST.
5:45 P.M.

Notice is hereby given that the City Council of the City of Joplin, Missouri, will hold a work session beginning at 5:45 p.m. on Monday, May 13, 2024, in the 5th Floor Council Chambers, 602 S. Main Street to discuss the topics below. This meeting can be view via livestream at http://www.joplinmo.org/182/Video-Multimedia

AGENDA

1. Southwest Missouri Water Coalition Update
2. 2024 Key Initiatives Update
3. Review and Discussion of Storm Debris Clean-Up

Notice posted at 12:00 pm on this 9th day of May 2024. (RSMo 610.020)

The City of Joplin is committed to comply with the Americans Disability Act. The Joplin City Council Chambers is wheelchair accessible. Request for reasonable special accommodations must be made 48 hours prior to the meeting. Please email the City Clerk's office at hnagy@joplinmo.org or call (417) 624-0820 ext. 1220 for assistance.

Ad Omnia Parata

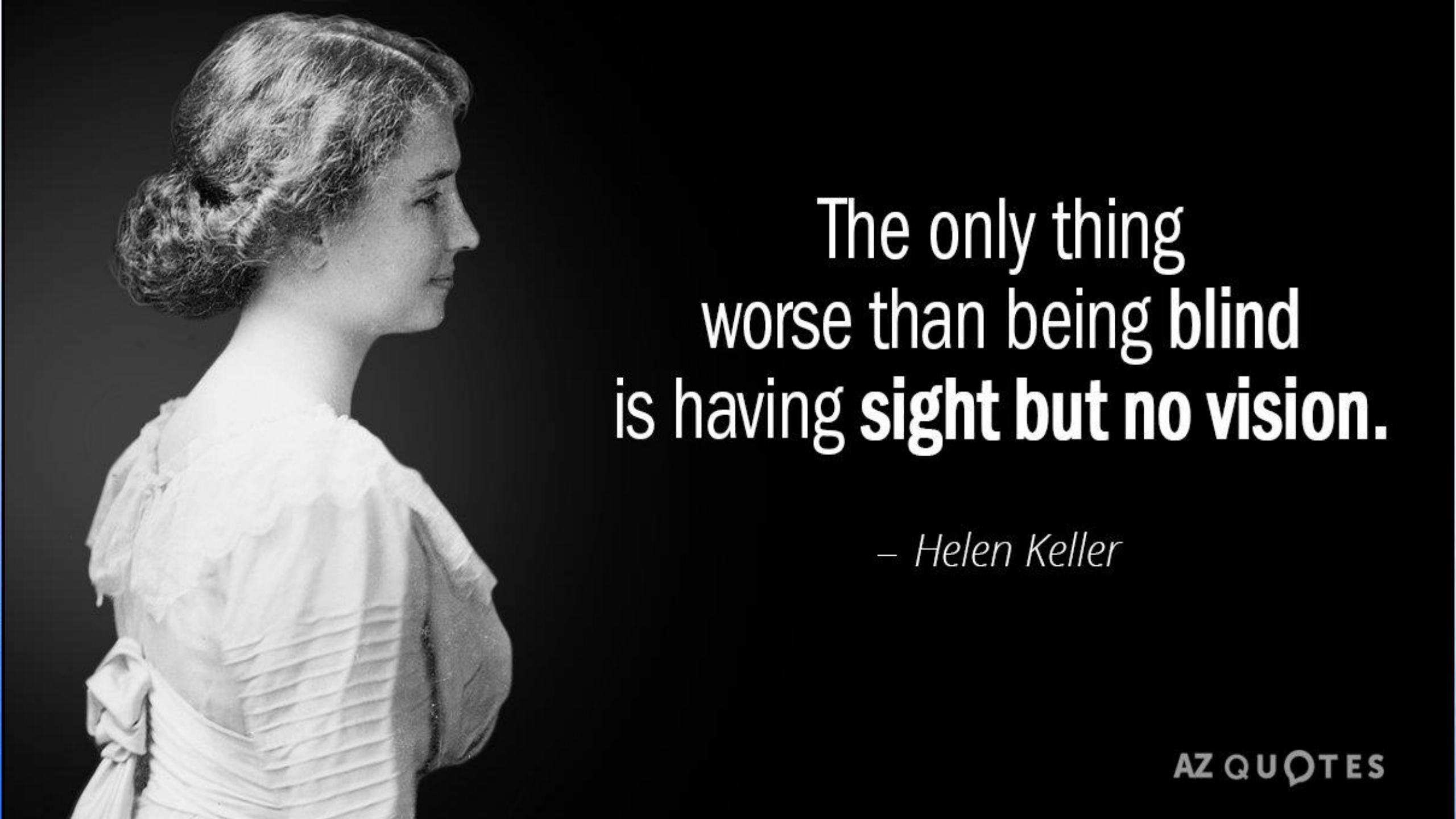
The only thing
worse than being blind
is having sight but no vision.
– Helen Keller
AZ QUOTES

State of the Industry

“AWWA’s Water 2050 initiative embraces the point that a long-term view is the key to water’s future.”

”We want to drive water’s future—not wait for the future to come to us.”

David B. LaFrance CEO AWWA

AWWA Journal April 2024



Drive The Future



MISSOURI
AMERICAN WATER

WE KEEP LIFE FLOWING®

JOPLIN
MISSOURI













Securing Our Future





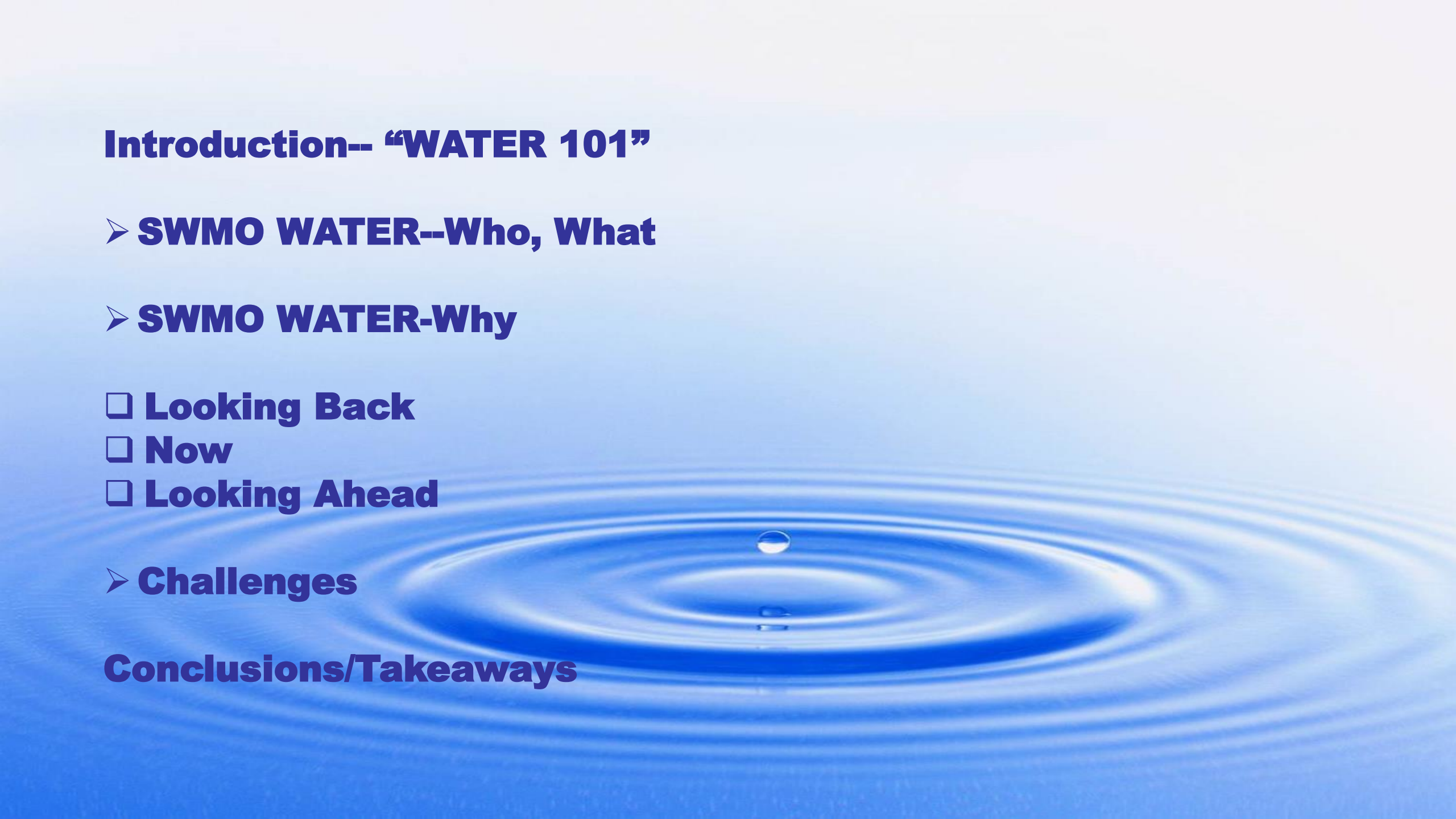

Introduction-- “WATER 101”

- SWMO WATER--Who, What
- SWMO WATER-Why
  - Looking Back
  - Now
  - Looking Ahead
- Challenges

Conclusions/Takeaways

“Water 101”

We have all the water we have ever had.

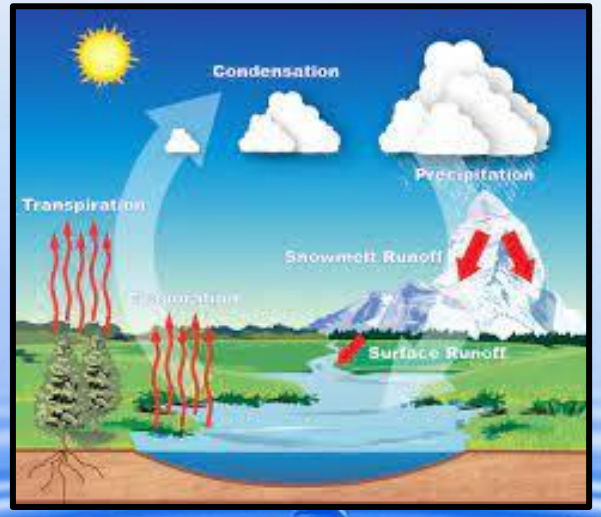

We have all the water we will ever have.


it's been 84 years...

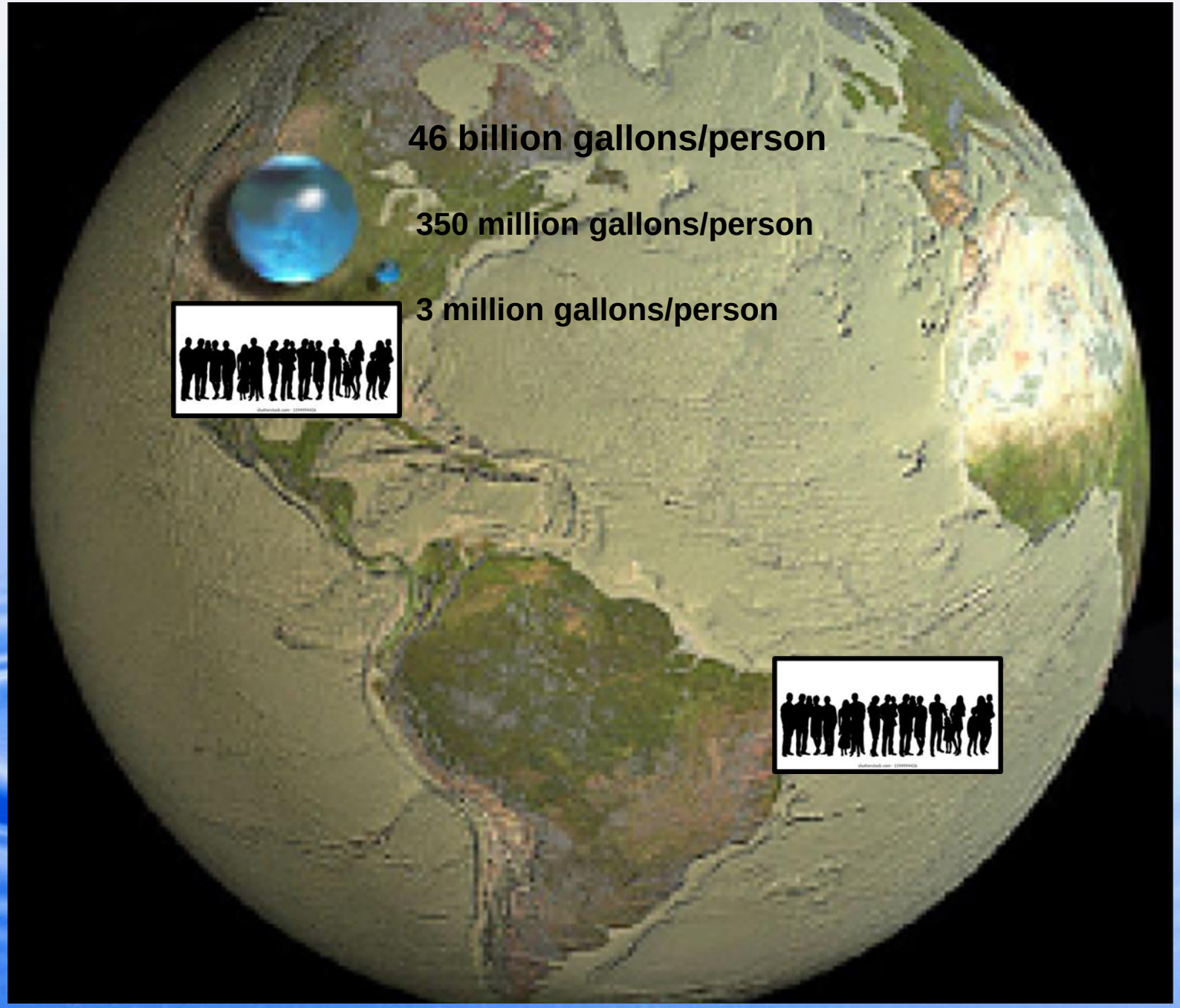
46 billion gallons/person
350 million gallons/person
3 million gallons/person


PACIFIC OCEAN
ATLANTIC OCEAN

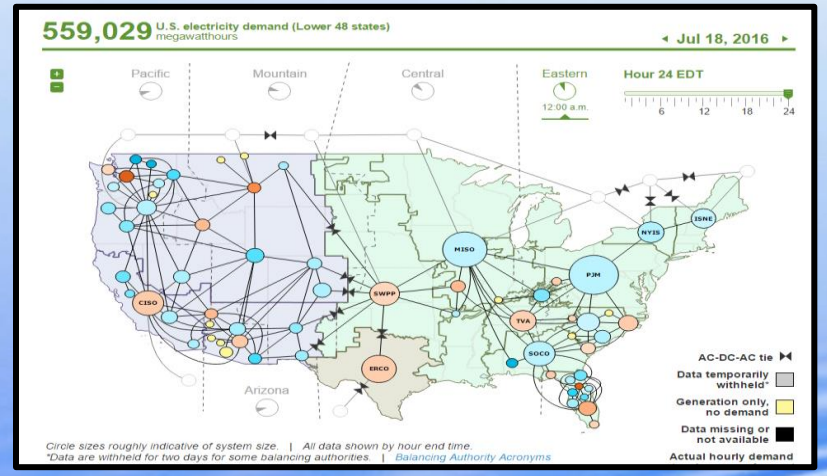
559,029 U.S. electricity demand (Lower 48 states)
megawatthours
Jul 18, 2016
Pacific
Mountain
Central
Eastern
Hour 24 EDT
12:00 a.m.
6
12
18
24
MISO
PJM
SWPP
CISO
ERCO
TVA
SOCO
NYIS
ISNE
Arizona
AC-DC-AC tie
Data temporarily withheld*
Generation only, no demand
Data missing or not available
Actual hourly demand
Circle sizes roughly indicative of system size. | All data shown by hour end time.
*Data are withheld for two days for some balancing authorities. | Balancing Authority Acronyms

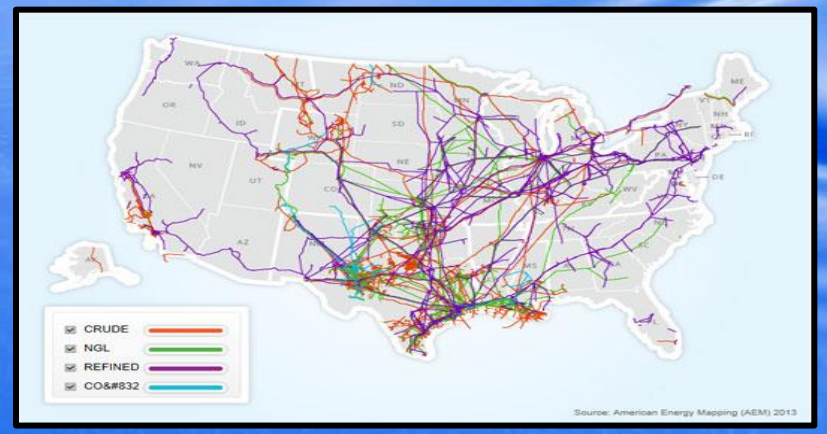
CRUDE
NGL
REFINED
CO&#832
Source: American Energy Mapping (AEM) 2013


CANADA
Washington
Oregon
California
Nevada
Montana
North Dakota
South Dakota
Nebraska
Utah
Colorado
Arizona
New Mexico
Kansas
Oklahoma
Texas
Missouri
Arkansas
Louisiana
Iowa
Minnesota
Illinois
Indiana
Ohio
Kentucky
Tennessee
Mississippi
Alabama
Georgia
Florida
South Carolina
North Carolina
Virginia
West Virginia
Pennsylvania
New York
Alaska
Hawaii
MEXICO
GULF OF MEXICO
THE BAHAMAS
CUBA
PACIFIC OCEAN
ATLANTIC OCEAN

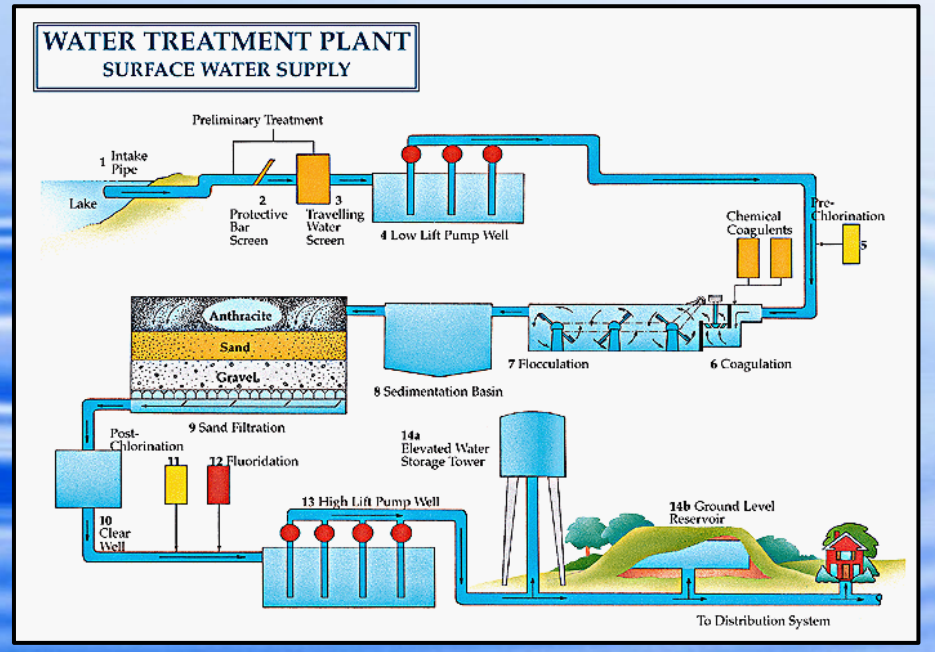
WATER TREATMENT PLANT
SURFACE WATER SUPPLY
Preliminary Treatment
1 Intake Pipe
Lake
2 Protective Bar Screen
3 Travelling Water Screen
4 Low Lift Pump Well
Chemical Coagulents
Pre-Chlorination
5
Anthracite
Sand
Gravel
8 Sedimentation Basin
7 Flocculation
6 Coagulation
9 Sand Filtration
Post-Chlorination
11
12 Fluoridation
14a Elevated Water Storage Tower
10 Clear Well
13 High Lift Pump Well
14b Ground Level Reservoir
To Distribution System

$4.2 million



$18 million



“If you want it bad—you get it bad.”



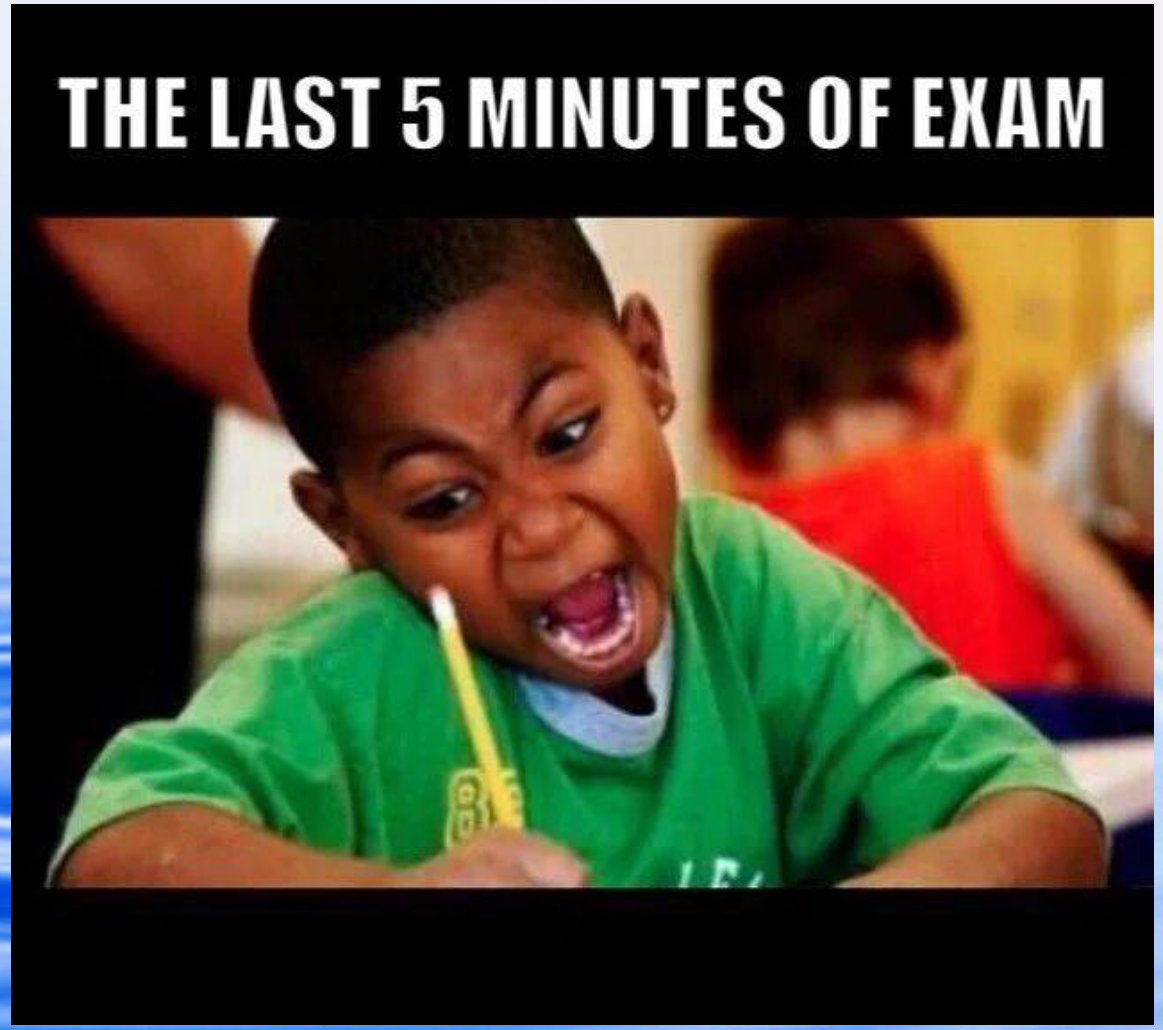



"Hello, Emily. This is Gladys Murphy up the street. Fine, thanks . . . Say, could you go to your window and describe what's in my front yard?"

Who Is SWMO Water?

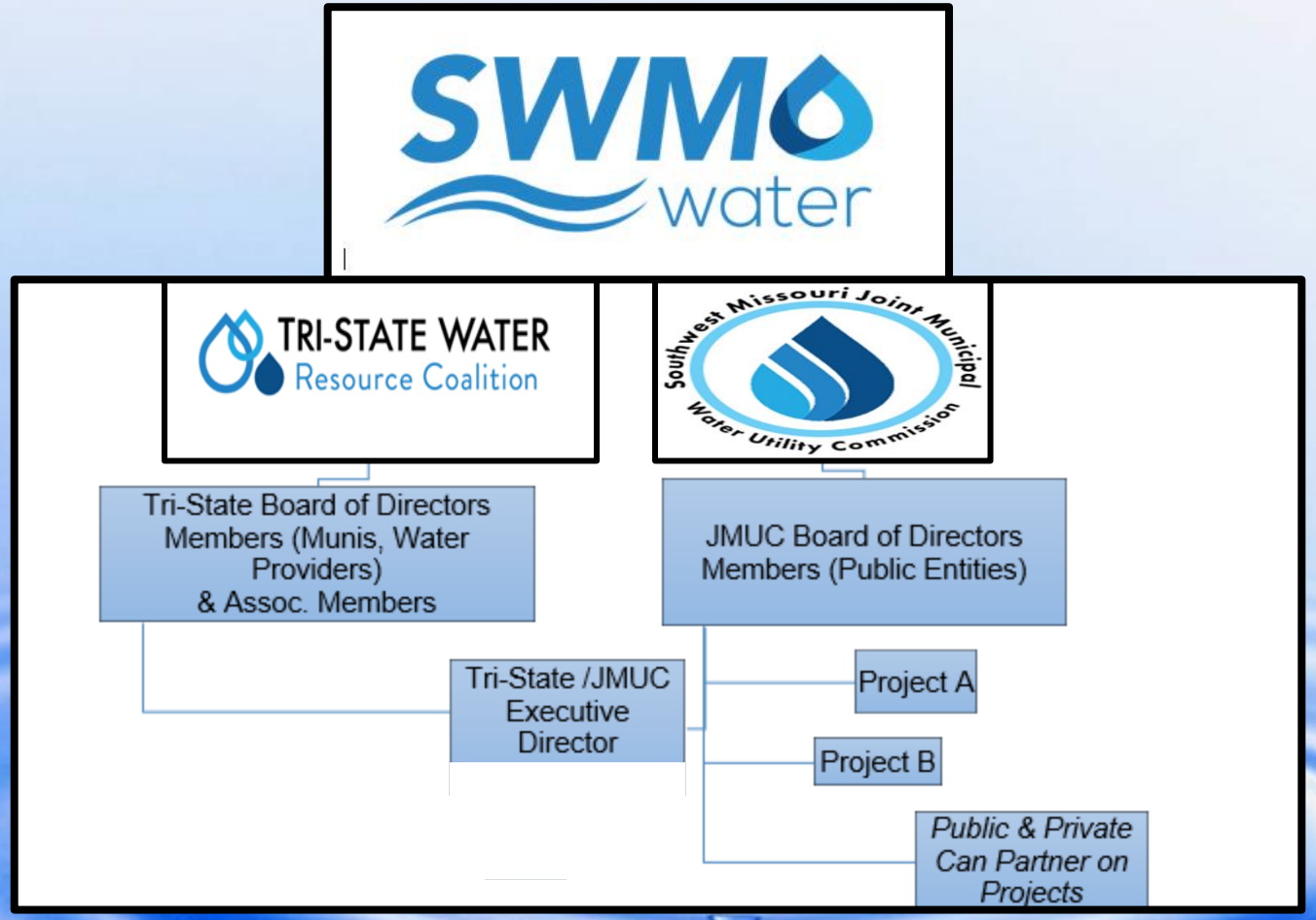

Members

- Carthage*
- Branson*
- Stockton*
- Joplin*
- Monett*
- Mt Vernon*
- Nixa*
- Republic*
- Ozark*
- City Utilities of Springfield*
- Liberty Utilities
- Greene County
- Jasper County
- Missouri American Water Company
- Pierce City*
- Springfield

* JMUC members

850,000 people

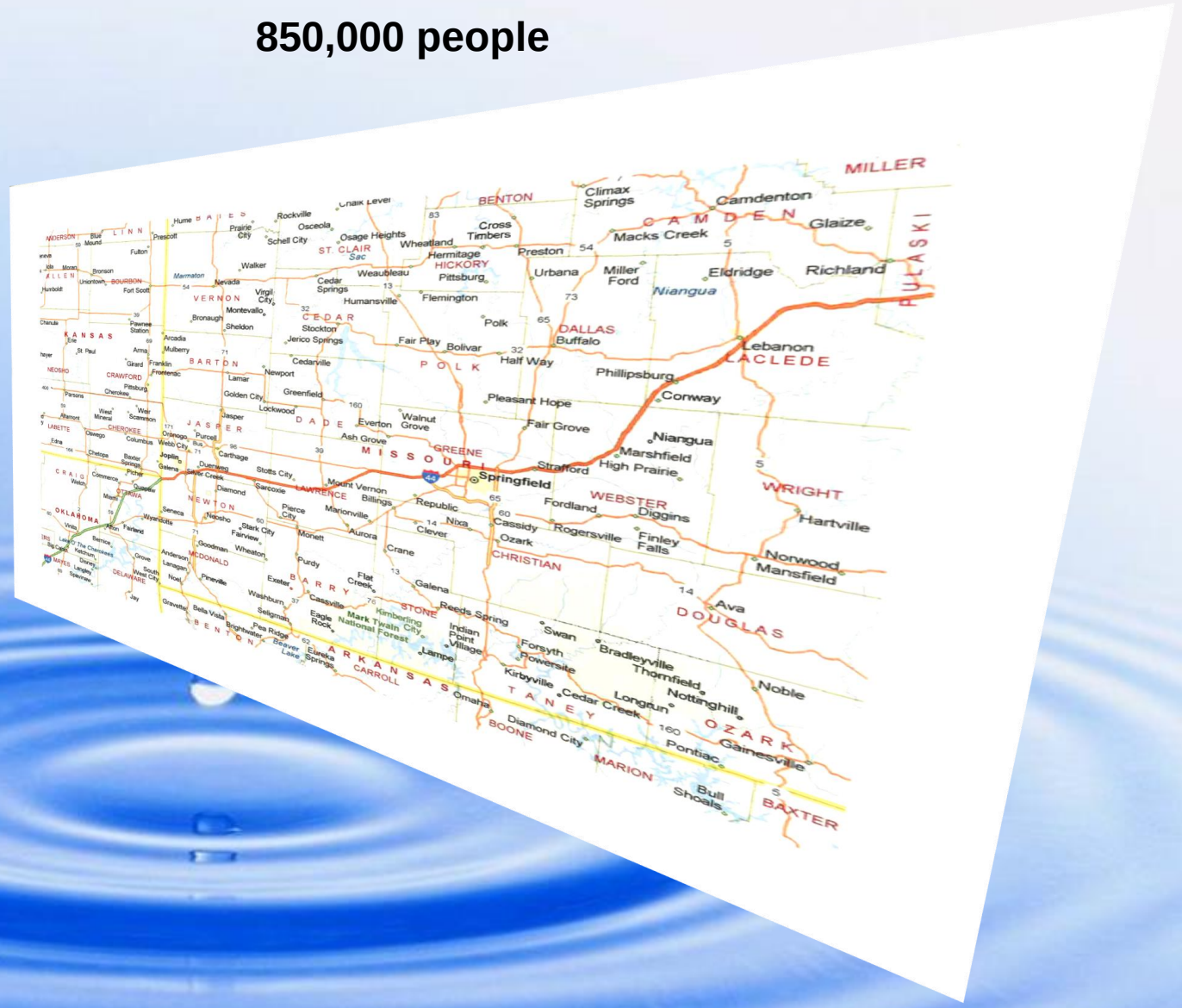

What?

- **Objective-develop a quality water resource to meet the needs of the region.**







Why?

- Finite Resource
- Regional Growth
- Economy
- Life
- The Time is NOW

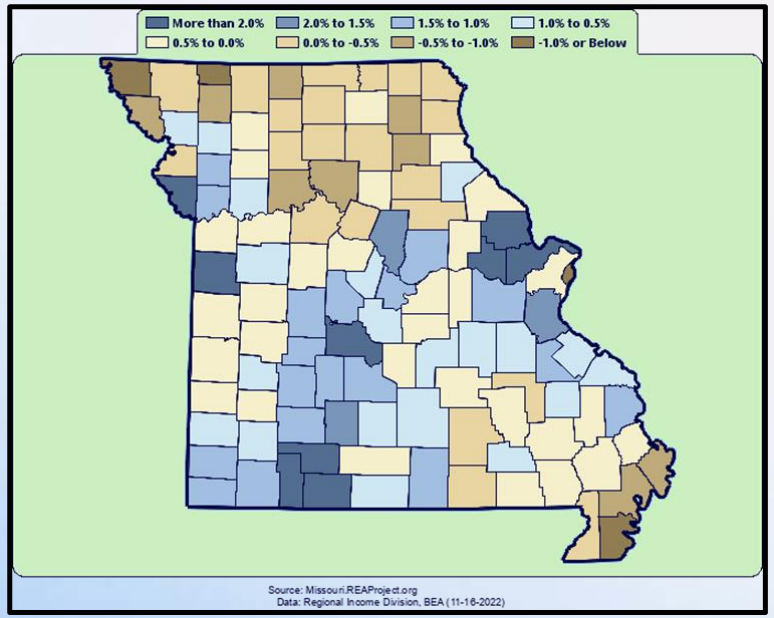




NO WATER
VALLEY FARMS
=NO JOBS
Families Protecting The Valley .com

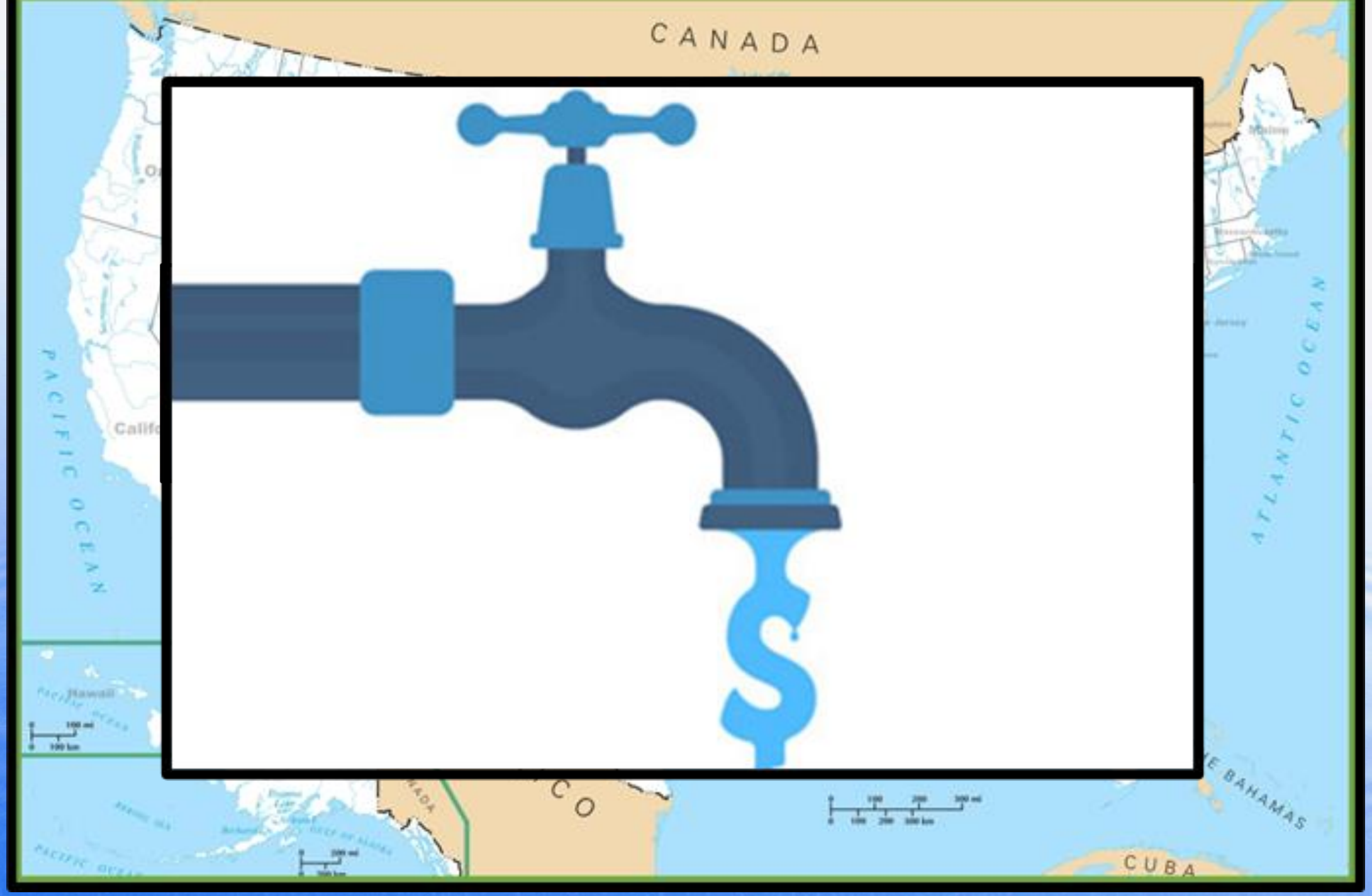
CANADA
PACIFIC OCEAN
ATLANTIC OCEAN
Hawaii
CUBA
THE BAHAMAS

“America's Aquifers Are Shrinking. Our Survival Is at Stake.”

Popular Mechanics

“Report Indicates U.S. In Real Danger Of Running Out Of Groundwater”

New York Times

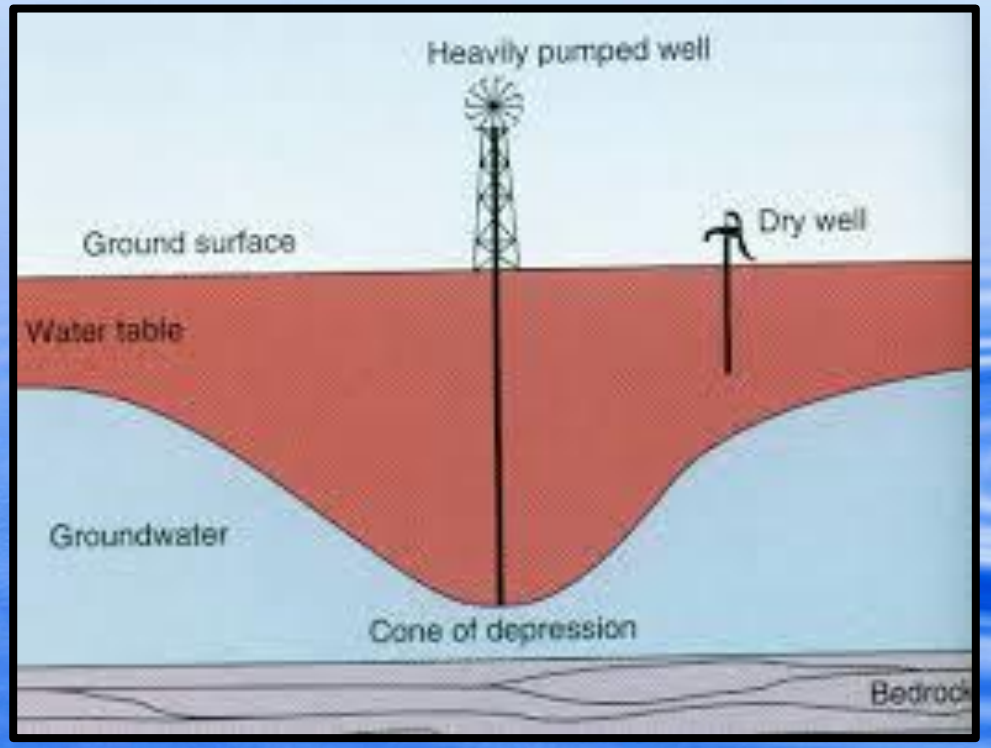

“In addition to highlighting issues in the American West, the report noted that groundwater depletion has led farmers in Kansas to rely completely on rainfall, which is diminishing, and has led water managers in Arkansas to pump twice the amount of supply from its primary aquifer as it’s able to replace.”

What is Water Demand

Different Type of water demand

1. Domestic Water Demand
2. Industrial Water Demand
3. Commercial Water Demand
4. Public Uses
5. Fire Demand
6. losses in waste and thefts



civil chapola

55% by 2050

400% increase





New Trends in Value of Water



"Water Theft Proves Lucrative in a Dangerously Dry World"

BLOOMBERG LAW NEWS

Street Value



THE WALL STREET JOURNAL.

SEVERAL WALL STREET FIRMS

WATER ASSET MANAGEMENT (New York Investment Firm)

"a Trillion Dollar Market Opportunity"

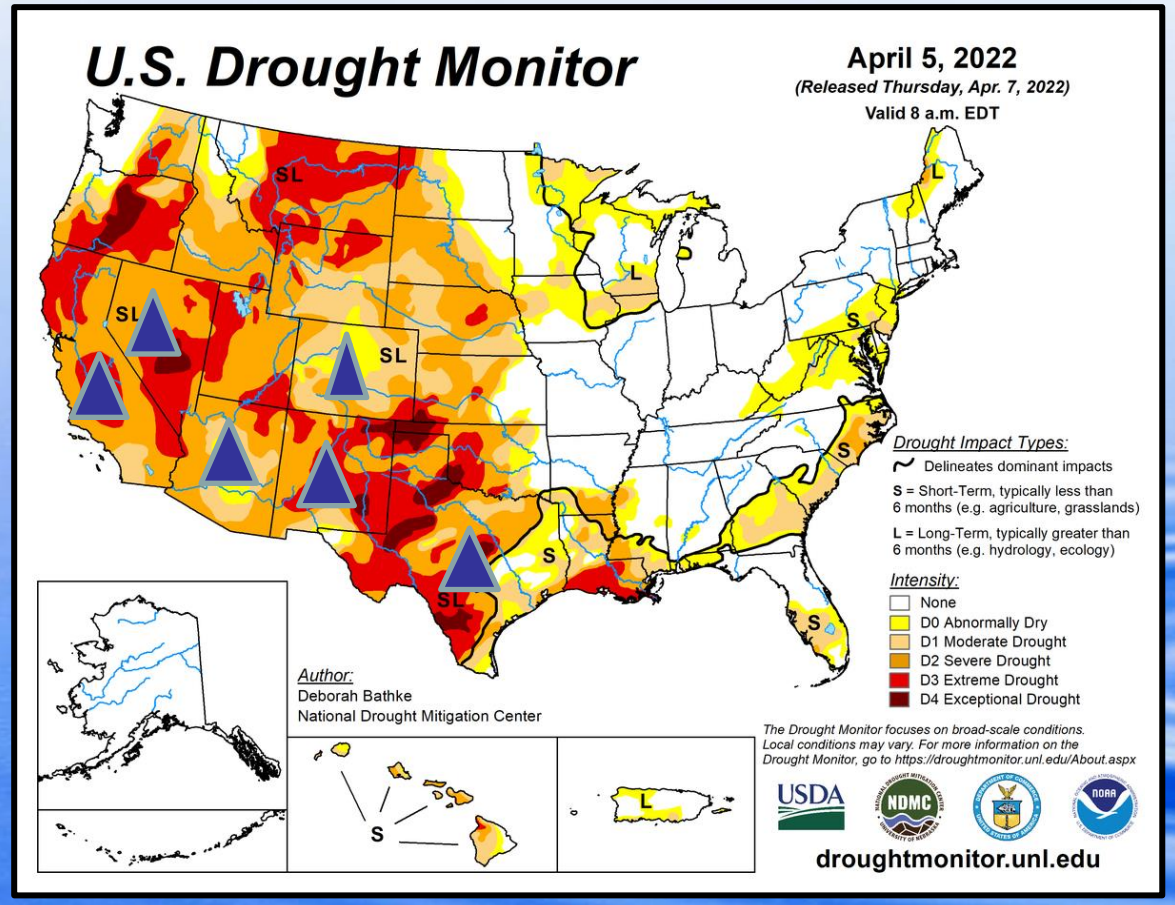



"the resource defining this century"



"much like oil defined the last century"


AI


SUPER TRADER
SELL
SELL
BUY
BUY
BUY
RESISTANCE
SUPPORT
VOL
70
30
RSI









SWMO water

Coalinga, California

Cost to buy water on the open market

$2500/acre ft

Cost of COE Water Allocation at $2500/acre ft=

$235 million

$45 million









- Looking Back
- Now
- Looking Ahead

SWMO Water--Water Resource Project 9/17/21

Timeline for est probable proj elements pending realloc

Caveat--elements/work efforts are iterative

Project element/work effort and estimated year

2003 2004 2005 2006 2007 2008 2009 2010 2011 2012 2013 2014 2015 2016 2017 2018 2019 2020 2021 2022 2023 2024 2025 2026 2027 2028 2029 2030 2031 2032 2033 2034 2035 2036 2037 2038 2039 2040 2041 2042



2003 2004 2005 2006 2007 2008 2009 2010 2011 2012 2013 2014 2015 2016 2017 2018 2019 2020 2021 2022 2023 2024 2025 2026 2027 2028 2029 2030 2031 2032 2033 2034 2035 2036 2037 2038 2039 2040 2041 2042

Timeline



2003



2024



2050

Where We've Been



2001 2003
- Groundwater Study
- TRI-STATE WATER Resource Coalition Formed

2005
- Study on Water Source Alternatives

2007
- Reallocation Request to COE

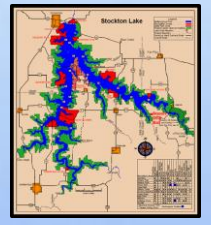

2012
- Joint Municipal Utility Commission (JMUC) Formed

2014
- Updated Reallocation Request
- Established JMUC Bylaws
- Reallocation Studies by COE

2016
- Updated Reallocation Request

2017
- Rate Study

2020

2010 - 2018: Phased Corp of Engineers (COE) Studies



Wittman Study

“Since the middle of the last century it has been understood that the aquifers near Joplin have limited capacity.”

The Beginning--



“--it might be desirable for a Regional (Groundwater) Consortium to be formed to help oversee the development of new supplies---”

Studies, Studies, Studies

- 2003 GW Studies
- 2006 Water Supply Study
- 2007 Demand Data Collection
- 2007 Request Reallocation
- 2008 Reservoir Screening Study
- 2012 COE Phase I Water Resource Study
- 2013 COE Phase II Water Resource Study
- 2014-Current-Stockton Reallocation Study
- 2014 Update Reallocation Request
- 2016 Technical Memo Summary of Phases
- 2016 Update Reallocation Request
- 2017 Technical Memo Delivery Systems , Hydraulics
- 2014-2018 COE Phase III Water Resource Study
- 2018 Rate study, Economic Impact, Staging



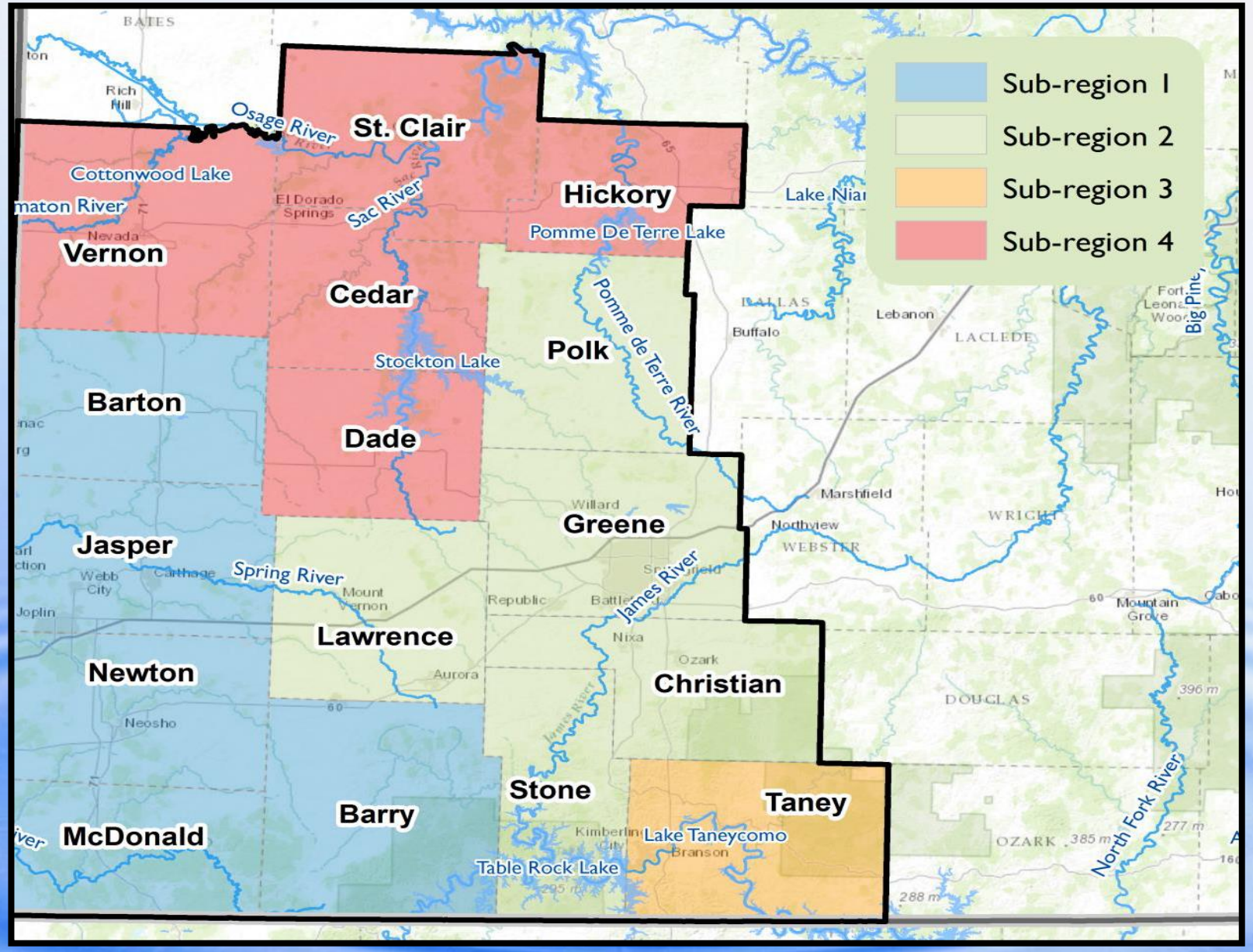
Sub-region 1
Sub-region 2
Sub-region 3
Sub-region 4
St. Clair
Hickory
Vernon
Cedar
Polk
Barton
Dade
Greene
Jasper
Lawrence
Newton
Christian
Stone
Taney
Barry
McDonald
Osage River
Sac River
Pomme De Terre Lake
Pomme de Terre River
Stockton Lake
Spring River
James River
Table Rock Lake
Lake Taneycomo
North Fork River
Big Piney
Cottonwood Lake
Lake Niar
BATES
Rich Hill
El Dorado Springs
Nevada
Buffalo
Lebanon
LACLEDE
Marshfield
Northview
WEBSTER
WRIGHT
Willard
Republic
Nixa
Ozark
Aurora
Mount Vernon
Carthage
Webb City
Joplin
Neosho
Kimberling City
Branson
Mountain Grove
DOUGLAS
OZARK
396 m
277 m
385 m
288 m

SWMO Water Needs Out to 2060

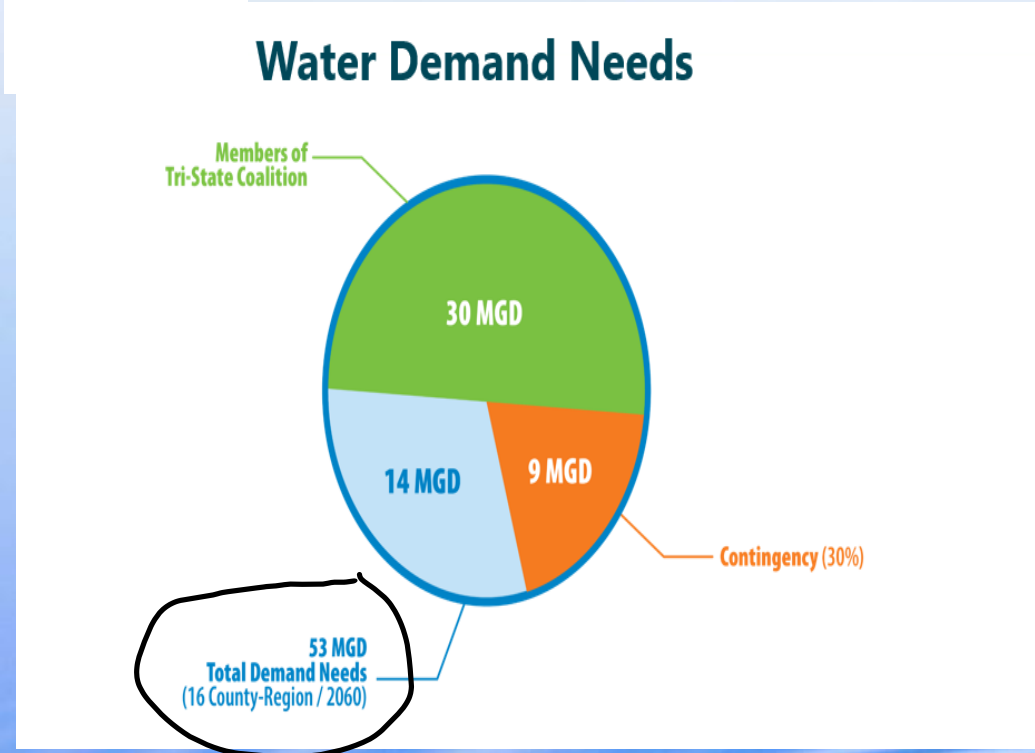

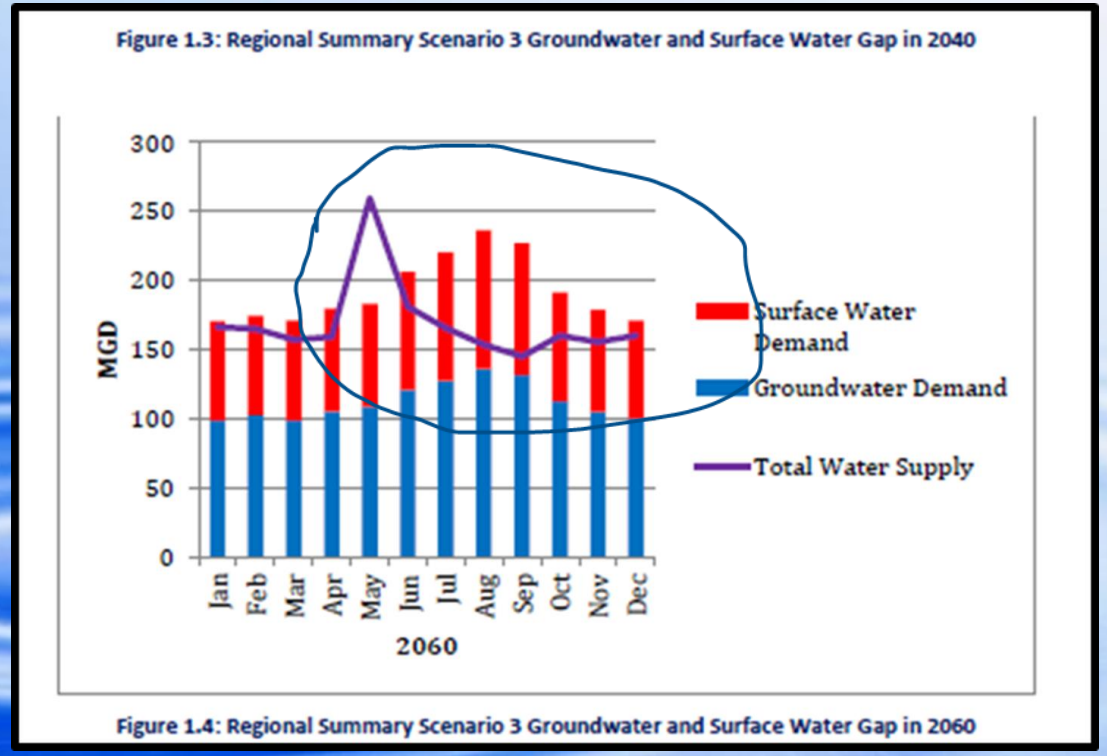

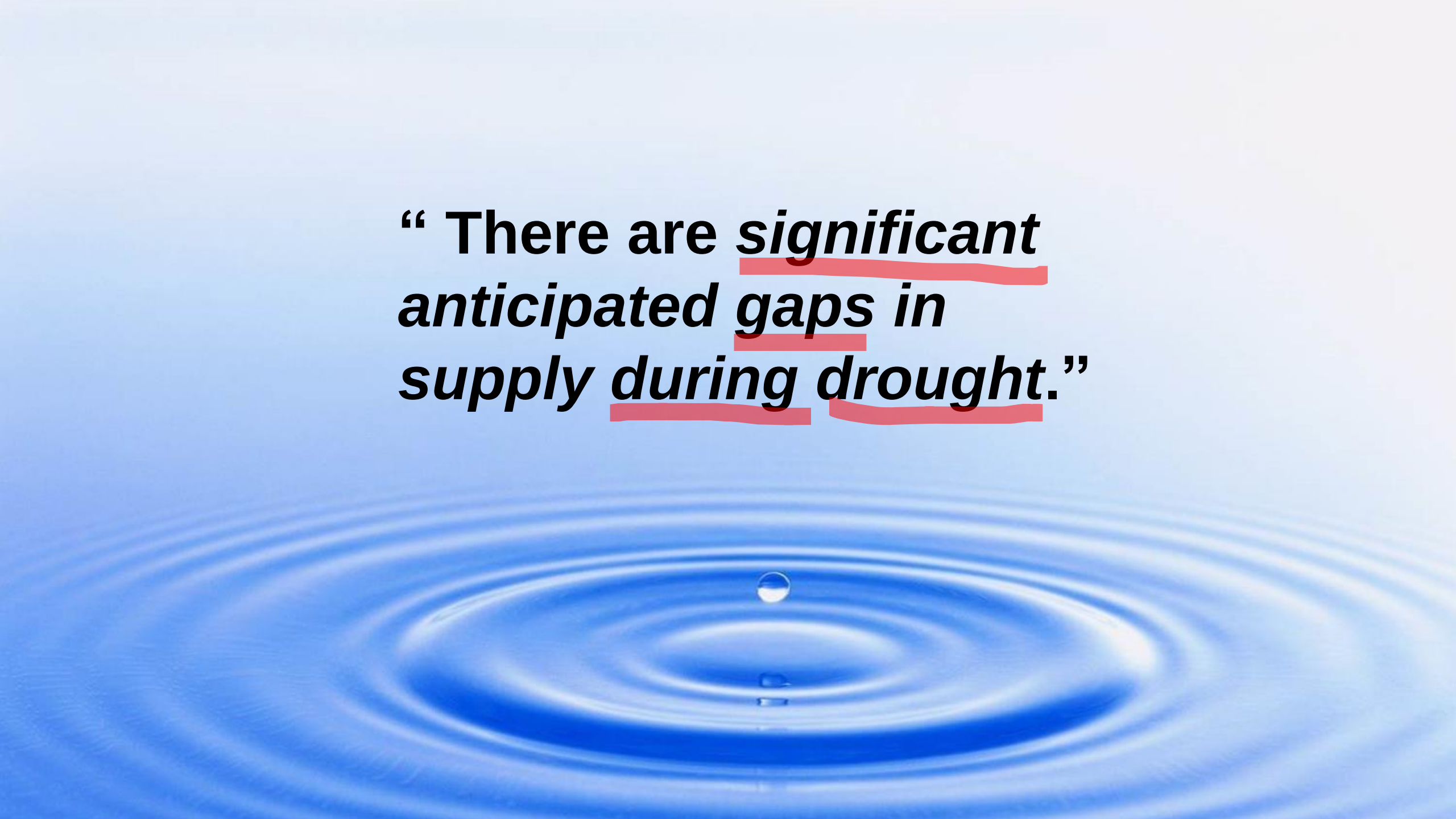
“ There are significant anticipated gaps in supply during drought.”

Here Now

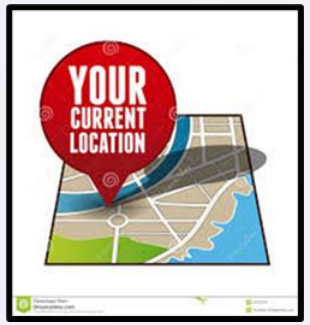

Public Posting Reallocation Report

July 2020

Jan. 2021

Review & Public Comment

Draft Final Report to HQ for review

2024

2024

Transmit to Assistant Secretary of Army

Commit to taking water storage

Negotiate COE Contract JMUC Contracts*

2025

Execute Contract*

Begin Pay for Storage

2026

Legal

Reallocation Cost 2020—and Now



$ 50 million

Table 4-11 Stockton Lake Water Supply Storage Reallocation Annual Costs and Rates

SWMO Water Potential Participants	2060 AVD Annual Water Request (mgd)	Percentage of Total Reallocation Contract	Water Supply Storage Capital Cost per Member	Water Supply Storage Annual Debt Service	Water Supply Storage Rate ($/1,000 gal)	Stockton Lake Annual O&M	Stockton Lake O&M Rate ($/1,000 gal)
Carthage	3	7.7	$2,563,000	$127,000	$0.12	$10,000	$0.01
Joplin/ MO-American	16.6	42.8	$14,183,000	$703,000	$0.12	$58,000	$0.01
Willard	0.8	2.1	$684,000	$34,000	$0.12	$3,000	$0.01
Ozark	1.5	3.9	$1,282,000	$64,000	$0.12	$5,000	$0.01
Monett	1	2.6	$854,000	$42,000	$0.12	$3,000	$0.01
Mount Vernon	0.34	0.9	$291,000	$14,000	$0.12	$1,000	$0.01
Nixa	1	2.6	$854,000	$42,000	$0.12	$3,000	$0.01
Republic	2.5	6.5	$2,136,000	$106,000	$0.12	$9,000	$0.01
CU-Springfield	12	31.0	$10,253,000	$508,000	$0.12	$42,000	$0.01
Total	**39**	**100.0**	**$45,000,000**	**$2.7 million**		**$171,000**	

Notes:
1. Total and subtotal costs are rounded to thousands of dollars.

$1 billion







Regional Economic Impact Analysis

Table 5-3 Direct, Indirect, and Induced Economic Output, Value Added, and Jobs Associated with Project Construction and Engineering Costs in the 16-County Region

Expenditures	Total Economic Output	Total Value Added	Total Jobs
Construction	$1,086,000,000	$585,000,000	7,810
Engineering/Legal/Administration	$75,000,000	$46,000,000	567
Total	**$1,161,200,000**	$631,000,000	8,377

Note: Job estimates include both full- and part-time employment. This evaluation assumes that the economic activity and economic impacts would be incurred in a one-year time period.





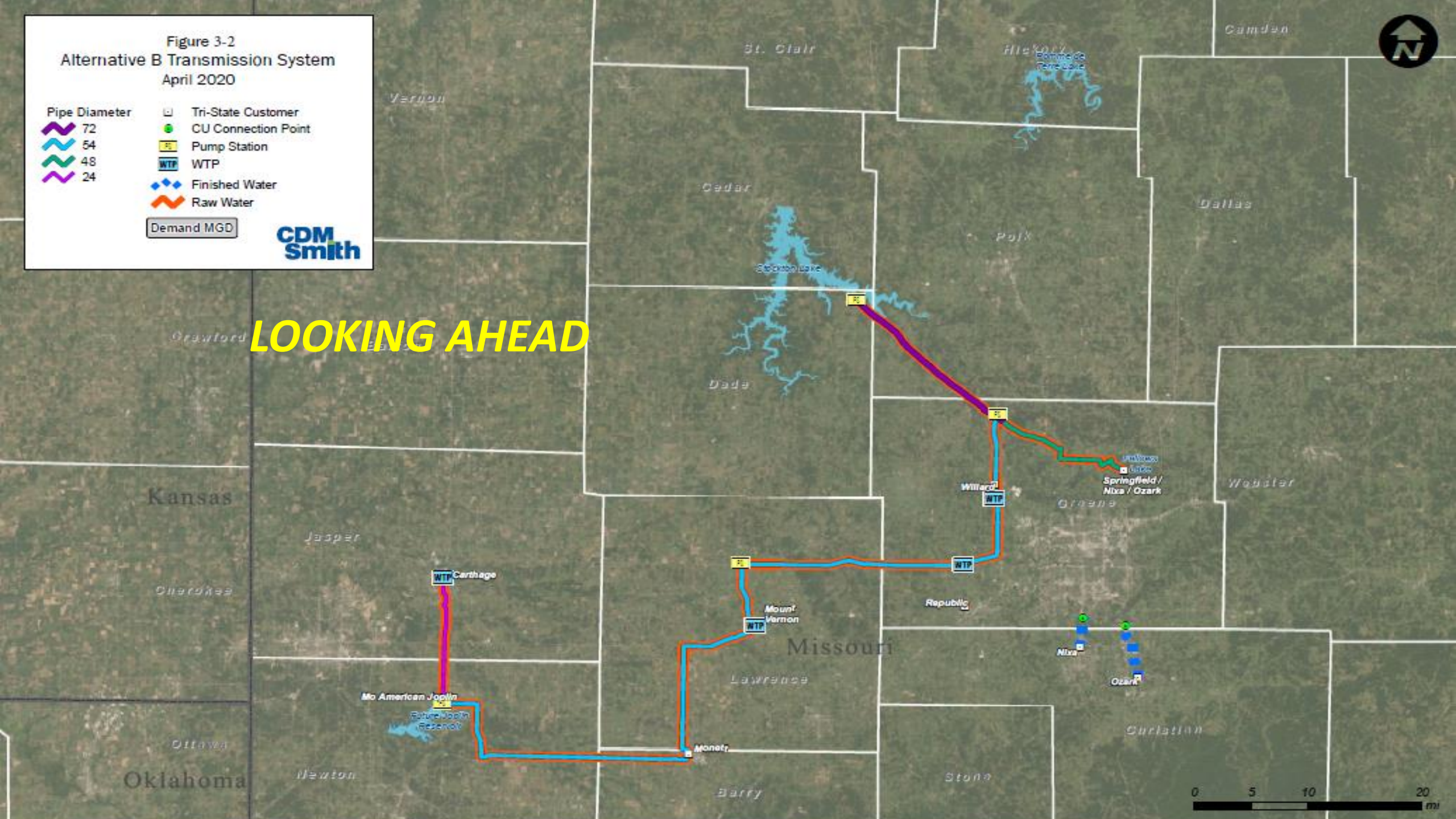
Figure 3-2
Alternative B Transmission System
April 2020
Pipe Diameter
72
54
48
24
Tri-State Customer
CU Connection Point
Pump Station
WTP
Finished Water
Raw Water
Demand MGD
CDM Smith
LOOKING AHEAD
St. Clair
Vernon
Cedar
Polk
Dallas
Crawford
Dade
Kansas
Jasper
Cherokee
Webster
Greene
Springfield / Nixa / Ozark
Willard
Republic
Carthage
Mount Vernon
Missouri
Lawrence
Nixa
Ozark
Mo American Joplin
Future Joplin Reservoir
Monett
Barry
Newton
Stone
Ottawa
Oklahoma
Christian
0
5
10
20
mi

Looking Ahead



Aerial Photography
Corridor Studies

Environmental
Archeological Studies

Power Source Study

2024

ROW Definition

Intake Study

Geotechnical Studies

Good Neighbors



Permits

Public Info Workshops

ROW Activities

Mitigation

Design – Pipe, Pumps, Tanks

Construction

CONTRACT

FOR WATER STORAGE SPACE

LUMP SUM OR ANNUAL INSTALLMENTS ($45 Million)

SHARE OPERATING COSTS

CONTRACT NO: DACW41-94-L-0001

WATER STORAGE CONTRACT
BETWEEN THE UNITED STATES OF AMERICA
AND
THE BOARD OF PUBLIC UTILITIES
OF THE CITY OF SPRINGFIELD, MISSOURI
FOR
WATER STORAGE SPACE IN STOCKTON LAKE, MISSOURI

THIS CONTRACT, entered into this 12th day of October, 1993, by and between THE UNITED STATES OF AMERICA (hereinafter called the "Government") represented by the Contracting Officer executing this contract, and the Board of Public Utilities of the City of Springfield, Missouri (hereinafter called the "User");

WITNESSETH THAT:

WHEREAS, the Flood Control Act of 1954 (Public Law 83-780, 83rd Congress), authorized the construction, operation, and maintenance of Stockton Lake on the Sac River, Missouri, (hereinafter called the "Project"); and

WHEREAS, the User desires to contract with the Government for the use of storage added to the Project by action of the Assistant Secretary of the Army for Civil Works for municipal and industrial water supply, and for payment of the cost thereof in accordance with the provisions of the Water Supply Act of 1958, as amended (43 U.S.C. 390b-f); and

WHEREAS, the User is empowered to contract with the Government and is vested with all necessary powers of accomplishment of the purposes of this contract, including those required by Section 221 of the Flood Control Act of 1970 (42 U.S.C. 1962d-5d) (as amended);

NOW THEREFORE, the Government and the User agree as follows:

ARTICLE 1 - Water Storage Space.

a. Project Construction. The Government, subject to the directions of Federal law and any limitations imposed thereby, shall modify the Project so as to include therein space for the storage of water by the User.

b. Rights of User.

(1) The User shall have the right to utilize an undivided 7.63 percent (estimated to contain 50,000 acre-feet after adjustment for sediment deposits) of the usable storage space in the Project between elevations 830.0 feet National Geodetic Vertical Datum and 867.0 feet above National Geodetic Vertical

In all Likelihood, this will be a *ONE-TIME* opportunity

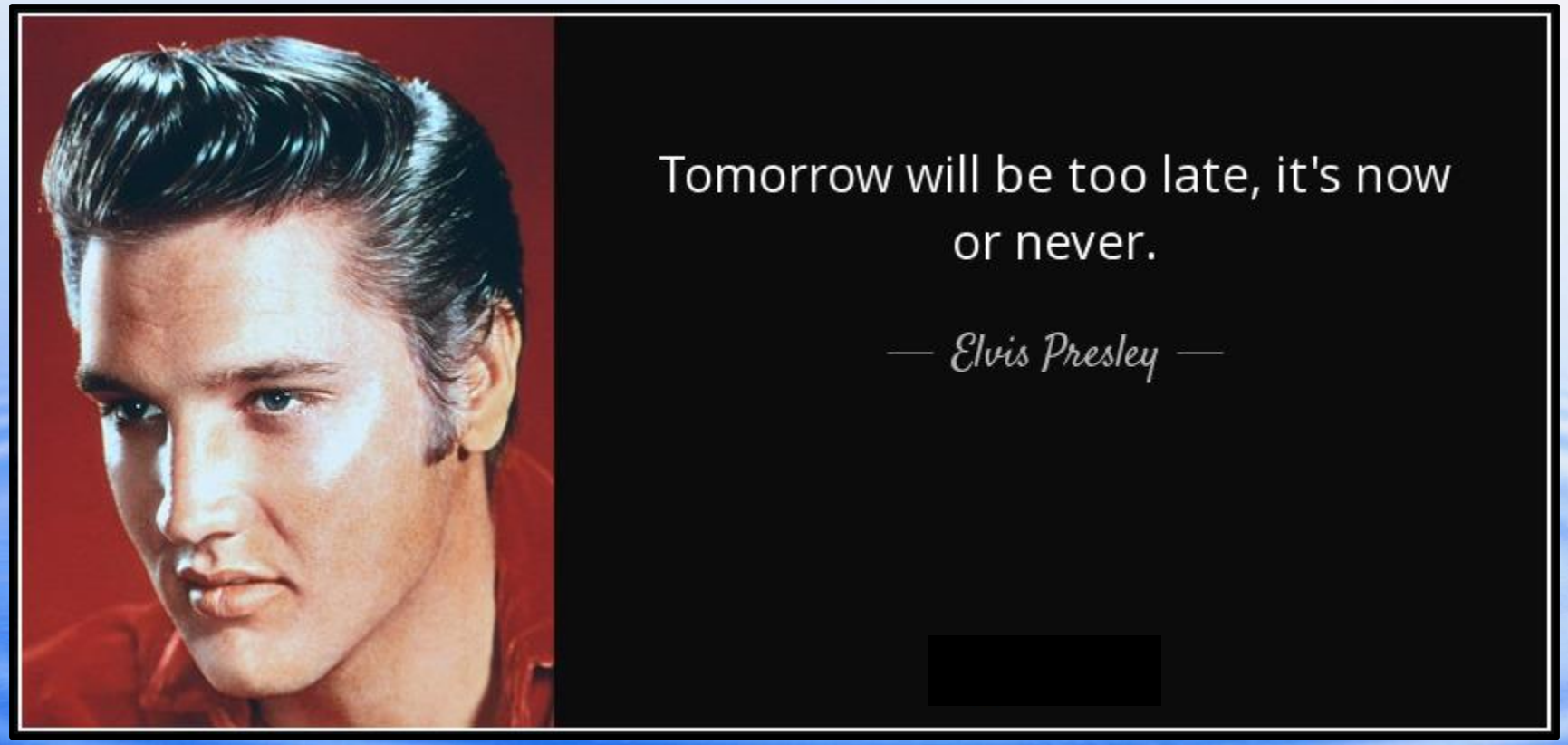

What are the challenges?





Cost vs Value of Water

1 gallon – 17 cents



Internet for a day-$2





20 gallons-14.8 cents

1 gallon-$11-12



1 gallon-$2-3



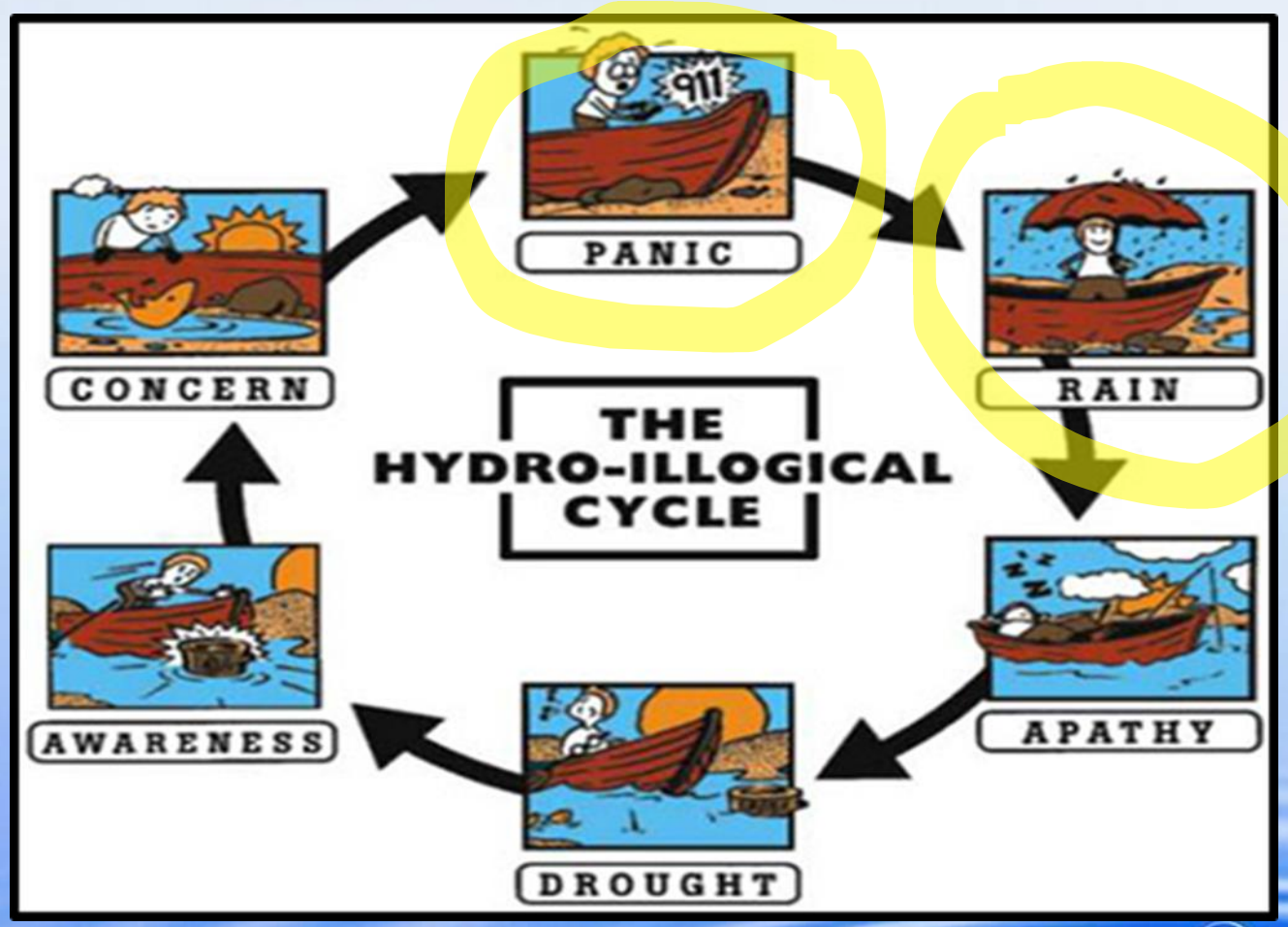



"We know the worth of water when the well runs dry."









Megadrought

158,000 acres

BILL CLARK/CQ-ROLL CALL/GETTY IMAGES



Change in average groundwater levels in feet since the 1950s ▼

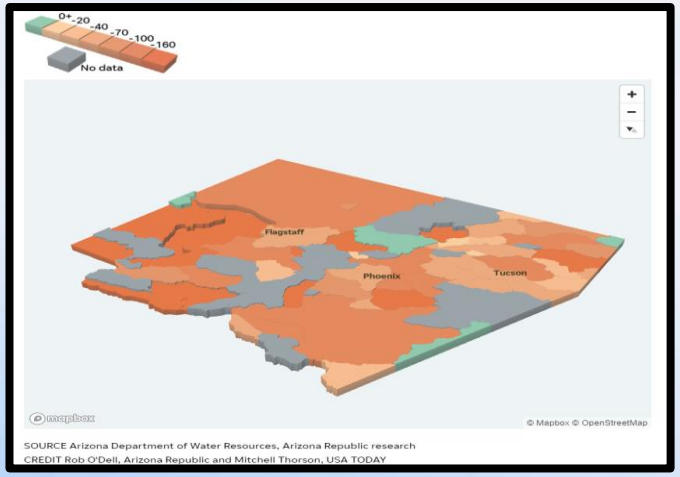







"The days of utilizing native groundwater for development in Pinal (County) are over. It's done." Those who want to develop in Pinal,

he said, "will need to bring their own, non-groundwater supplies."
I think if we don't allow ourselves to play out worst-case scenarios,

that's putting our head in the sand."

Arizona DNR Deputy Director

Increased Rates vs NO WATER









NBC NEWS

It's just water in a can. How did Liquid Death become a billion-dollar brand?



Valued at $1.4 billion



$21 billion per year



Each entity has an important decision to make



JMUC=Joplin, Republic, et.al.

Seat at the table

Non-Binding Memorandum of Understanding For Each Entity Followed by A Formal Subcontract





The MOU will allow JMUC to negotiate its contract with the COE

What will 94,750 acre feet of storage YIELD?

Firm yield is withdrawal that could have been sustained from beginning to end of the worst drought on record (1950-1954)

=39 million  **s per day**

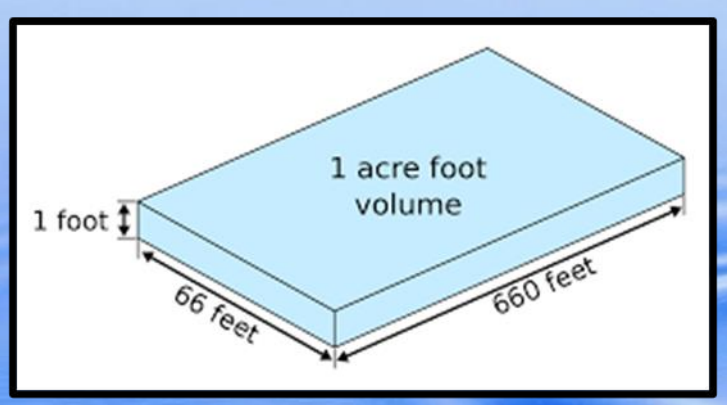



COST

- Total Cost annually $2.7 million



- Includes annual payments to amortize $45 million purchase price over 30 years



- Share of O and M currently estimated at $170,000

- Share of repairs, rehab,—not included



Example for Individual Entity

- ✓ Take 25% storage space

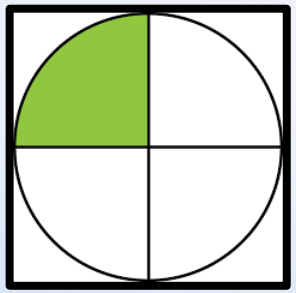

- ✓ You get 25% of the yield



- ✓ Pay 25% of the costs



Approximate Cost
Joplin Share of Water

EXPENDITURES – ALL FUNDS
FY 2024 Proposed Budget

General Government	$	20,963,861
Public Safety		39,692,820
Public Works		14,603,370
Highways & Streets		33,334,722
Environmental		16,431,743
Health Services		3,169,756
Culture & Recreation		22,232,453
Social Services		5,362,224
Debt Service		255,547
Infrastructure & Economic Development		8,744,050
TOTAL EXPENDITURES		$ 164,790,546

19

Total Cost for 30+ years

Less than 60% 2024 streets expenditure

Annual Payment

7 times 2024 Economic Development

~½% of 2024 budget

TERM



Ya—but is it really ever going to happen here?



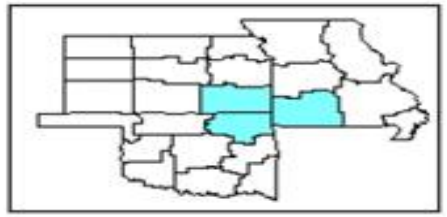

Annual Average Precipitation 1895-2020

Long-term average: 40.18”

5 yr. running mean

Precipitation (in.)

65.00
60.00
55.00
50.00
45.00
40.00
35.00
30.00
25.00
20.00

1927
1973
1985
2008
2019
1901
1936
1952
1963
1980

Wet Period
Dry Period

Data Source: Missouri Climate Center/NOAA

1895 1900 1905 1910 1915 1920 1925 1930 1935 1940 1945 1950 1955 1960 1965 1970 1975 1980 1985 1990 1995 2000 2005 2010 2015 2020

Year



“Such a strain on water resources, especially in the Western United States, will likely pose additional challenges as people begin to relocate away from the coasts to the interior of the country.”

Journal of Environmental Economics and Management

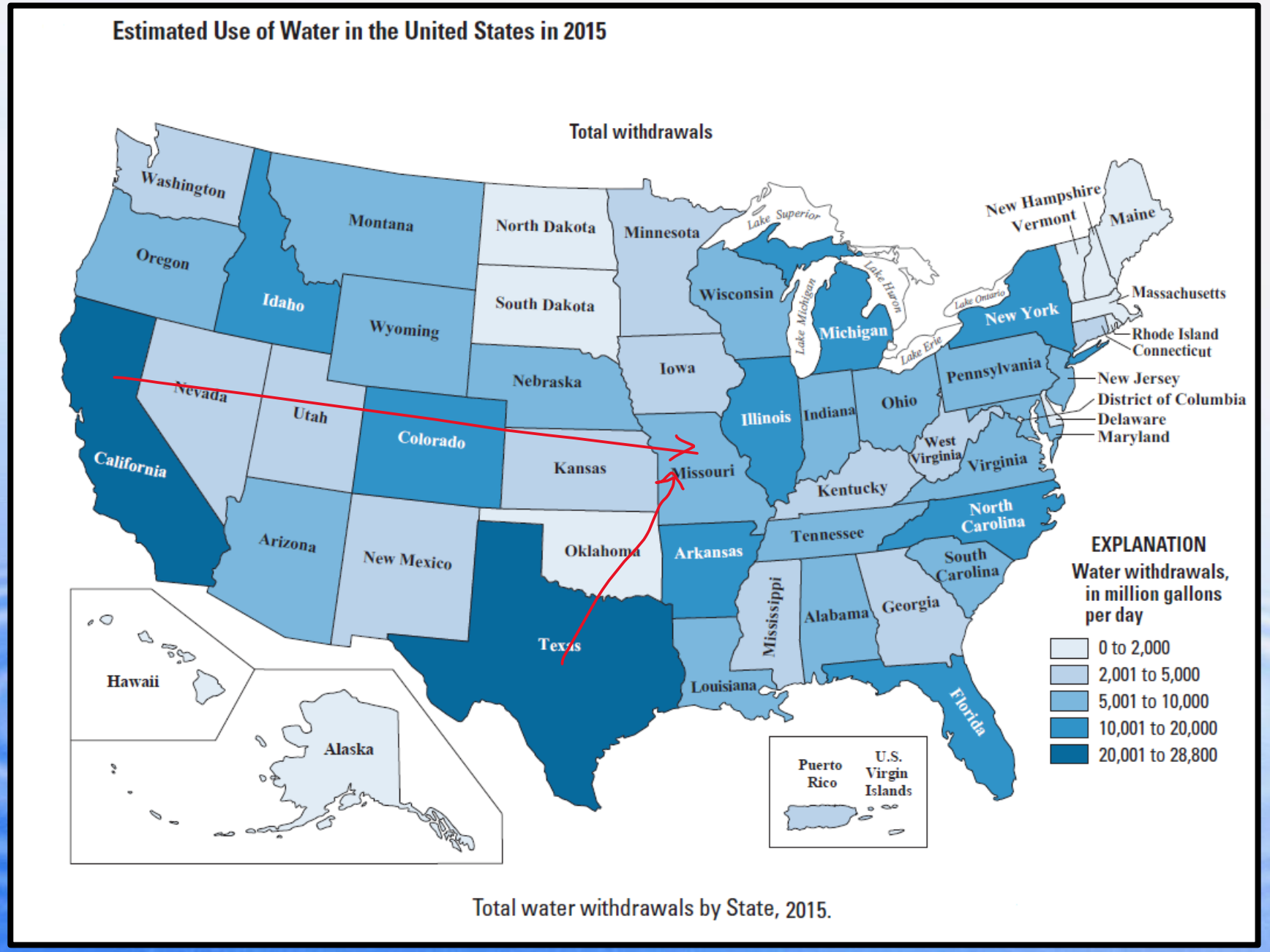

Infrastructure Cost over Time



$1 billion=>$50 million annual debt service



1,000,000 people/ 2.5 people per household
=400,000 households



$50,000,000/400,000 households=$125 /year/household
$10/month---30 cents per day


IN GOD WE TRUST
LIBERTY
1988
PER DAY


WHAT IS YOUR
PRIORITY


Think about
my Future!

Conclusions/ Takeaways







Mitigation

On the fly









"We shouldn't succumb to trends---





Water is





is the new



we should interpret them."

What is the next step?

- **May have planned and have adequate source water for 25-30 years.**
- **It takes that long to develop the next source.**
- **The next source--regional.**



Predicting the Future
No-Win

Ensuring the Future
Win-Win

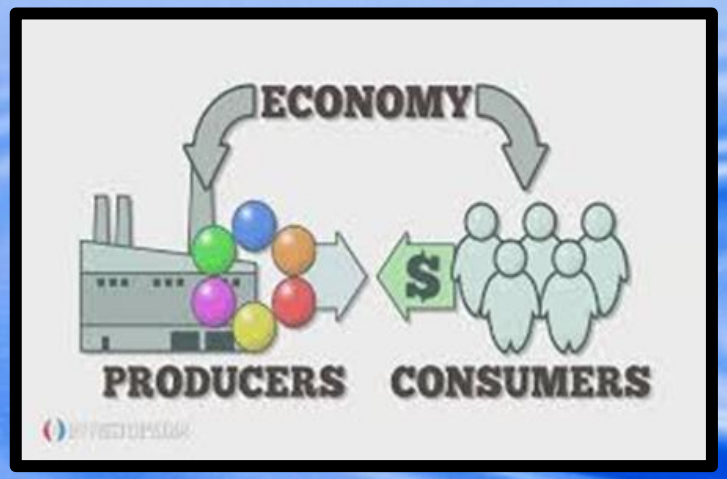




Thousands have lived without
, not one without water.



JOPLIN
MISSOURI

FY 2024 KEY INITIATIVES UPDATE

COJ Team | May 13, 2024

GENERAL FUND

FY 2024 KEY INITIATIVES UPDATE

GENERAL FUND (001)

	FY2024 Annual Budget	Period 5 Year-to-Date Actual	Projected Year to Date Actual
Revenue:			
Taxes	$ 27,411,260	$11,309,055	$27,141,732
Licenses & Permits	2,052,862	1,316,203	2,100,000
Fines & Forfeitures	763,300	344,746	827,390
Service Charges & User Fees	163,592	68,363	164,071
Charges & Assessments	204,064	57,830	138,793
Other Income & Donations	3,169,775	1,304,792	3,131,500
Federal Grants	475,812	243,216	475,812
State Grants	77,000	25,237	77,000
Local Grants	215,800	30,771	215,800
Transfers In	5,195,549	2,122,115	5,195,549
Total Revenue	**$ 39,729,014**	**$16,822,328**	**$39,467,648**
Expenditures:			
City Council	$ 714,435	$ 181,781	$ 714,435
City Manager	1,044,227	380,558	1,014,821
Communications	970,174	48,432	470,174
City Clerk	268,519	96,484	257,291
Legal Services	839,248	291,059	776,157
Human Resources	646,854	240,237	640,632
Building Regulations	1,067,464	444,634	1,185,691
Finance	1,393,672	511,927	1,365,139
Information Technology	2,447,167	1,079,640	2,879,040
Municipal Court	888,175	315,400	841,067
Public Works	2,242,129	783,281	2,088,749
Police	10,965,968	4,307,835	11,487,560
Fire	12,017,916	3,836,156	11,508,468
Cemetery	476,255	160,083	480,249
Emergency Management	251,750	75,875	227,625
Neighborhood Improvements	1,492,171	227,934	1,492,171
Transfers Out	6,476,828	2,569,772	6,576,828
Total Expenditures	**$ 44,202,952**	**$15,551,088**	**$44,006,097**
Net Change in Fund Balance	**$ (4,473,938)**	**$ 1,271,240**	**$ (4,538,449)**
Fund Balance, Beginning of Year	**$ 26,665,027**	**$29,517,782**	**$29,517,782**
Projected Fund Balance, End of Year	**$ 22,191,089**	**$30,789,022**	**$24,979,333**
Reserved for Contingency	**6,183,381**	**6,353,143**	**6,353,143**
Reserved for Use Tax	**2,418,068**	**2,961,310**	**3,721,849**
Unrestricted Fund Balance	**13,589,640**	**21,474,569**	**14,904,341**

GENERAL FUND

FUND BALANCE PROJECTION

CITY MANAGER

The City Manager is responsible for the general management of the City as defined by state statute, City Charter, City Code, and City Council directives. The Manager works with the City's department heads and staff to advise the City Council on policy options concerning the organization and the activities of city departments.

FY 2024 KEY INITIATIVES	STATUS UPDATE	TIMELINE
Assist with Capital Improvement Sales Tax Renewal Initiative	Approved by voters on April 2, 2024.	Complete
Continue Implementation of Action Plans	See attached status update.	In Progress

HUMAN RESOURCES

The Human Resources Department provides a variety of support services to other departments within the city in the areas of Administration, Employee Relations, Employment, Compensation, Benefits and Risk Management.

FY 2024 KEY INITIATIVES	STATUS UPDATE	TIMELINE
Identify & Implement Professional Development Program for Supervisors and Employees to help address turnover and succession planning	First Supervisor Certificate Program completed in March 2024.	Ongoing
Continuation of HRIS & Benefit Management Software Implementation	Procurement underway with interface option review.	In Progress
Conduct Safety & Liability Risk Assessments; Reconvene Safety Committee	Committee reconvened November 2023; Coordinating with insurance carrier on risk assessments.	In Progress

BUILDING REGULATIONS

Under Community Planning and Development, the Building Department is responsible for implementing and monitoring a variety of city, state and federal building codes. The Building Department issues permits and inspects all phases of construction, monitors demolition and the moving of existing buildings, as well as administers the dangerous building codes.

FY 2024 KEY INITIATIVES	STATUS UPDATE	TIMELINE
Develop and Create Vacant/Dangerous Building Program	Gathering and comparing information from other municipalities with established programs.	In Progress- Anticipate completion by December 2024
Rollout first Online Building Permit Options	System setup complete; Staff training complete; Staff using system; Online setup and training anticipated in September 2024; Testing with selected contractors to follow.	In Progress- Anticipate first online building permits by October 2024
Complete Implementation of Internal Electronic Plan Review	Phase I underway: Streamline plan review process to help departments work together in a more timely, consistent and efficient manner.	In Progress- Anticipate Phase I completion by November 2024

FINANCE

The Finance Department coordinates the financial functions of the city and provides administrative support to city management, department heads, and other city staff. The department also monitors internal controls to ensure the reliability of reports and all financial activity, as well as manages all active and idle funds for the city to maximize investments while minimizing risk.

FY 2024 KEY INITIATIVES	STATUS UPDATE	TIMELINE
Begin Implementation of Action Plan-Strategy 7 & 8 of Addressing Declining Neighborhoods: Vacant Lot Inventory and County Lot Transfer Program	Remodel of 3rd Floor underway; Interviews for new position have been held. Anticipate filling position in May 2024.	In Progress-Anticipate Strategies will be underway by October 2024.
Rollout first Online Building Permit Options	System setup complete; Staff training complete; Staff using system; Online setup and training anticipated in September 2024; Testing with selected contractors to follow.	In Progress-Anticipate first online building permits by October 2024
Coordination of ARPA Project Process and Grant Application Process	Grant Applications with consultant continuing through October 2024; Grant Projects underway; Project Status Update being developed.	In Progress-Anticipate regular project status updates beginning Summer 2024

FINANCE

The Finance Department coordinates the financial functions of the city and provides administrative support to city management, department heads, and other city staff. The department also monitors internal controls to ensure the reliability of reports and all financial activity, as well as manages all active and idle funds for the city to maximize investments while minimizing risk.

FY 2024 KEY INITIATIVES	STATUS UPDATE	TIMELINE
Begin Development of Financial Policies	Identification of needed policies underway; Development has been delayed.	In Progress
Continuation of Time & Attendance Software Implementation	Software setup continues as set forth in the Time Clock Plus (TCP) “Playbook”.	In Progress

INFORMATION TECHNOLOGY

The Information Technology Department manages the hardware and software systems that support the integrated data-intensive applications utilized by city staff.

FY 2024 KEY INITIATIVES	STATUS UPDATE	TIMELINE
Complete Public Safety Software Suite Conversion	Transition occurred on April 9, 2024. Continue to address any outstanding issues.	Complete
Continuation of Time & Attendance Software Implementation	Software setup continues as set forth in the Time Clock Plus (TCP) “Playbook”.	In Progress
Continuation of HRIS & Benefit Management Software Implementation	Procurement underway with interface option review.	In Progress
Implement new Cybersecurity Grant Program	35 Cyber Laptops and 1 Sandbox Server purchased; Installation anticipated Summer 2024.	In Progress-Anticipate completion by September 2024
Finalize Cyber Incident Response Plan and Adopt related Administrative Cyber Policies	Cyber Policies adopted January 2024; Incident Response Plan under review by Management Team.	In Progress-Anticipate completion by August 2024

MUNICIPAL COURT

The Municipal Court is a court of limited jurisdiction which adjudicates traffic infractions and misdemeanor offenses that are alleged to have occurred within the Joplin city limits. The main mission of the Court is to promptly and fairly adjudicate all cases filed and to enforce judgments rendered.

FY 2024 KEY INITIATIVES	STATUS UPDATE	TIMELINE
Continuation of Administrative reduction of Incode Software Cases	Approximately 65% of Incode warrant cases (those issued prior to January 2019) have been closed by administrative order as compared to 26% in FY 2023.	In Progress- Anticipate completion by FY 2025

PUBLIC WORKS (GENERAL FUND)

The Public Work's Department is the largest department within the City of Joplin. Administration, City Facility Maintenance, City Hall Maintenance, Engineering, and Operations are the public work's divisions in the general fund. Administration, Engineering and Operations is responsible for the public infrastructure of the city, which includes roads, sidewalks, sewers, trails, and traffic signals. Maintenance is responsible for maintaining over 35 buildings and facilities totaling over 393,000 square feet.

FY 2024 KEY INITIATIVES	STATUS UPDATE	TIMELINE
Continuation of progress towards APWA Accreditation	Updating policies and procedures following APWA accreditation team review.	In Progress
Facilitate Implementation of ARPA Projects	Sewer Project under construction; Justice Center under construction; Stormwater, 20th Street and Water Projects in design with anticipated bid in Fall 2024; Anticipate bid of Tin Cup in May 2024.	In Progress

POLICE

The Police Department works to provide a safe and secure community for those who live, work, and visit the community. Administration, Uniform Operations, Investigations, Professional Standards, Jail Services, Special Services, and Grants are the police department divisions within the general fund.

FY 2024 KEY INITIATIVES	STATUS UPDATE	TIMELINE
Implement Operational Equipment Upgrades: Taser, SWAT Rifles, Range Program	Upgrades underway.	In Progress- Anticipate completion by October 2024
Implementation of Action Plan 5 of Reduce Crime & Increase Safety: Visibility	10 Flock LPR Cameras currently being installed throughout the City.	In Progress- Anticipate completion by July 2024
Implementation of Action Plan 6 of Reduce Crime & Increase Safety: Technology	Cell-Brite equipment purchased; Detective currently receiving training.	In Progress- Anticipate completion by August 2024
Implementation of Interpersonal Skill Development for Staff	Development Underway: 30 hours of training for new officers and refresher training for current officers.	Ongoing

FIRE

The Fire Department works to protect our community during emergency situations, such as responding to fires and serving as the first responder for medical calls. The Fire Department also provides a wide range of non-emergency services, such as fire and life-safety presentations, inspections at schools and businesses, as well as providing first aid training as requested. Administration, Operations, and Prevention & Training are the fire department divisions within the general fund.

FY 2024 KEY INITIATIVES	STATUS UPDATE	TIMELINE
Implement Mental Health Program for Staff	First screenings with mental health professional underway; Training for Peer Support Team underway.	In Progress
Continuation of addition of two sets of turnout gear to reduce exposure to cancer causing carcinogens	Gear ordered in 2023 just received; 2024 purchase underway.	In Progress
Assess the Sustainability and Importance of various services provided by the Department	Swiftwater, Haz-Mat, Confined Space, and High Angle Rescue in process of updating SOG's and certifications.	In Progress

CEMETERY

The Cemetery Division operates and maintains four (4) city-owned cemeteries - Fairview, Parkway, Osborne and Forest Park. The Cemetery Division falls under the parks department.

FY 2024 KEY INITIATIVES	STATUS UPDATE	TIMELINE
Continuation of Headstone resetting in Fairview and Forest Park Cemeteries	Work will begin following Memorial Day.	Ongoing
Continuation of Beautification at Parkway and Forest Park Cemeteries	Two dead trees removed; Trees trimmed; Seeded picnic area at Parkway Cemetery.	Ongoing

EMERGENCY MANAGEMENT

The Emergency Management Division is responsible for emergency planning and response for the City, as well as Jasper County. Emergency planning tries to prevent emergencies from occurring, but also develops a good action plan to mitigate the results and effects of any unforeseen emergencies. The Emergency Management Division falls under the fire department.

FY 2024 KEY INITIATIVES	STATUS UPDATE	TIMELINE
Revise and update the Local Emergency Operations Plan	Revised Operations Plan has been completed and approved by the Jasper County Commissioners in January 2024. City Manager is reviewing the approved plan.	Will be complete with City approval.
Develop Tornado Siren Replacement Plan	Siren Replacement Plan has been completed. Replacement siren for 32nd & Texas Avenue has been ordered. Future budgets will include siren replacements as developed in the plan.	Ongoing
Develop Haz-Mat Flow Study	City has obtained Materials Commodities Flow Information from applicable railroads. More detailed list from CPKSC to be received in the future. State no longer requires a flow study.	In Progress

NEIGHBORHOOD IMPROVEMENT

The Neighborhood Improvement Division exists to help Joplin neighbors build safe, strong and vibrant neighborhoods. Neighborhood Improvement enforces city property and nuisance codes through routine inspections and responding to citizen requests. This division falls under Community Planning and Development.

FY 2024 KEY INITIATIVES	STATUS UPDATE	TIMELINE
Begin Development of Neighborhood Improvement Program	Housing and property condition assessments, along with enforcement of new maintenance code underway. Rollout of new housing assistance and demolition program underway.	Underway
Begin Implementation of Property Maintenance Code	Enforcement of maintenance code underway, tied to rollout of new housing assistance and demolition program.	Underway
Begin Update and Implementation of Sign Code	Sign Code review committee has been formed.	In Progress- Anticipate completion by December 2024

CVB FUND

FY 2024 KEY INITIATIVES UPDATE

CVB FUND (105)

	FY2024 Annual Budget	Period 5 Year-to-Date Actual	Projected Year to Date Actual
Revenue:			
Taxes	$ 1,660,000	$ 528,380	$ 1,585,140
Charges & Assessments	1,000	69	166
Other Income & Donations	-	2,267	2,267
State Grants	53,213	2,000	77,000
Total Revenue	**$ 1,714,213**	**$ 532,716**	**$ 1,664,573**
Expenditures:			
Administration	$ 758,436	$ 223,784	$ 721,352
Special Projects	787,035	177,189	731,567
State Grants	121,426	-	121,426
Transfers Out	65,658	27,358	65,658
Total Expenditures	**$ 1,732,555**	**$ 428,331**	**$ 1,640,003**
Net Change in Fund Balance	**$ (18,342)**	**$ 104,385**	**$ 24,570**
Fund Balance, Beginning of Year	**$ 1,630,950**	**$ 1,887,633**	**$ 1,887,633**
Projected Fund Balance, End of Year	**$ 1,612,608**	**$ 1,992,018**	**$ 1,912,203**

CVB FUND

FUND BALANCE PROJECTION

CVB

The Convention and Visitor's Bureau is responsible for promoting tourism and cultural activities in the City. The CVB positions the collective elements of the Joplin regional travel and hospitality infrastructure as a principal travel destination. Additionally, the CVB plays a significant role in creating a regional economic impact, along with various tourism industry partners, while increasing visitation to our community. The promotion of Joplin by the CVB occurs through digital, social media, and print-based platforms, as well as a sales effort to attract conventions and group tours. Administration and Special Projects are the divisions in the CVB Fund.

FY 2024 KEY INITIATIVES	STATUS UPDATE	TIMELINE
Activate a Visitor Kiosk System	Survey content and format complete; coordinating with IT Department to activate fixed and mobile kiosk units.	In Progress
Add Grand Falls Wayfinding	RFP has been released. Through a partnership, the Tri-State marker has been restored. A new history plaque will be added soon.	In Progress
Assist Joplin Celebrations Commission with 2026 USA 250 and Route 66 Centennial	Planning for this initiative is underway with the Celebrations Commission and region Route 66 partners.	In Progress

CVB

The Convention and Visitor's Bureau is responsible for promoting tourism and cultural activities in the City. The CVB positions the collective elements of the Joplin regional travel and hospitality infrastructure as a principal travel destination. Additionally, the CVB plays a significant role in creating a regional economic impact, along with various tourism industry partners, while increasing visitation to our community. The promotion of Joplin by the CVB occurs through digital, social media, and print-based platforms, as well as a sales effort to attract conventions and group tours. Administration and Special Projects are the divisions in the CVB Fund.

FY 2024 KEY INITIATIVES	STATUS UPDATE	TIMELINE
Commission a Joplin Tourism Region Visitor Profile	Visitor Profile data is being collected digitally and the intercepts at local events.	In Progress- Anticipate completion by April 2025
Develop a Southwest Missouri I-49 Tourism Corridor	Continue to meet with regional partners for conceptual development and interest. Visitor Profile will help define future direction.	In Progress

PUBLIC HEALTH FUND

FY 2024 KEY INITIATIVES UPDATE

HEALTH & WELFARE FUND (110)

	FY2024 Annual Budget	Period 5 Year-to-Date Actual	Projected Year to Date Actual
Revenue:			
Taxes	$ 538,200	$ 420,985	$ 538,200
Service Charges & User Fees	10,400	2,746	6,590
Charges & Assessments	123,950	54,569	130,966
Other Income & Donations	15,500	58	5,000
Federal Grants	595,976	137,620	595,976
State Grants	830,203	57,446	830,203
Local Grants	65,000	16,731	65,000
Transfers In	1,070,000	445,833	1,070,000
Total Revenue	**$ 3,249,229**	**$ 1,135,989**	**$ 3,241,936**
Expenditures:			
Administration	$ 435,587	$ 189,534	$ 413,529
WIC Services	810,305	277,591	832,773
Environmental Health	440,976	200,581	437,631
Medical Services	566,275	179,042	537,126
Animal Control	563,418	189,557	568,671
Public Health Preparedness	99,944	36,921	88,610
Federal Grants	492,664	118,403	492,664
Transfers Out	70,394	29,331	70,394
Total Expenditures	**$ 3,479,563**	**$ 1,220,960**	**$ 3,441,398**
Net Change in Fund Balance	**$ (230,334)**	**$ (84,971)**	**$ (199,463)**
Fund Balance, Beginning of Year	**$ 1,730,541**	**$ 1,993,530**	**$ 1,993,530**
Projected Fund Balance, End of Year	**$ 1,500,207**	**$ 1,908,559**	**$ 1,794,067**

HEALTH FUND

FUND BALANCE PROJECTION

HEALTH

The Joplin Health Department provides a range of services aimed at the prevention of disease and the protection of the health of our residents. These services include: comprehensive animal control program activities; state or locally mandated safety and sanitation inspection programs of food, daycares, swimming pools, and hotel establishments; mosquito/rodent control services; communicable disease case investigation, control and treatment services; child, adult and overseas travel vaccination services; Women Infant Child (WIC) program administration for Jasper County; public health preparedness activities; and various other community health education and improvement functions.

FY 2024 KEY INITIATIVES	STATUS UPDATE	TIMELINE
Conduct a Feasibility Study for potential Accreditation of Health Department	Accreditation Initial Assessment is underway.	In Progress- Anticipate completion of Initial Assessment in Summer 2024
Create Professional Development Plan for Department Staff	Professional Development Plan is part of Accreditation. Updating training policy and exploring options for document development with other professional groups.	In Progress- Anticipate completion by October 2024
Increase Participate in CPR Classes through Promotional Efforts	Increased promotional efforts through community partners, redesigned flyers and social media campaign. Classes now held monthly.	Ongoing
Review and Update Public Health Emergency Operations Plan	Coordinating with County Emergency Manager. Operations Plan has been updated. Protocols have been updated to meet SEMA guidelines.	In Progress

PARKS AND RECREATION FUND

FY 2024 KEY INITIATIVES UPDATE

PARKS & RECREATION FUND (115)

	FY2024 Annual Budget	Period 5 Year-to-Date Actual	Projected Year to Date Actual
Revenue:			
Taxes	$ 538,200	$ 420,985	$ 538,200
Licenses & Permits	1,700	3,140	3,140
Service Charges & User Fees	661,324	96,393	661,324
Other Income & Donations	21,600	6,875	21,600
Transfers In	3,775,002	1,557,292	3,875,002
Total Revenue	**$ 4,997,826**	**$ 2,084,684**	**$ 5,099,266**
Expenditures:			
Administration	$ 296,892	$ 139,126	$ 303,548
Pools	580,845	26,181	600,845
Recreation Programs	308,742	81,224	324,896
Senior Adult Services	87,752	37,176	89,222
Memorial Hall Operations	109,558	44,811	107,546
Museum Operations	971,596	106,012	971,596
Athletic Complex	925,988	325,928	977,784
Stadium Maintenance	347,473	39,816	350,473
Parks & Public Grounds	1,338,461	476,564	1,270,837
Transfers Out	133,926	55,803	133,926
Total Expenditures	**$ 5,101,233**	**$ 1,332,641**	**$ 5,130,674**
Net Change in Fund Balance	**$ (103,407)**	**$ 752,043**	**$ (31,408)**
Fund Balance, Beginning of Year	**$ 96,412**	**$ 70,312**	**$ 70,312**
Projected Fund Balance, End of Year	**$ (6,995)**	**$ 822,355**	**$ 38,904**

PARKS AND RECREATION FUND

FUND BALANCE PROJECTION

PARKS

The Joplin Parks and Recreation Department is responsible for the City's recreational programs, as well as maintenance of twenty-four (24) city-owned parks and greenways. The City currently has 1,070 acres of city-owned parks. The Joplin Parks system also includes two community centers, two amphitheaters, one museum, one senior center, three (3) swimming pools, one athletic complex, one skate park and fourteen (14) tennis courts in the parks fund. Administration, Pools, Recreation Programs, Senior Adult Services, Memorial Hall Operations, Museum Operations, Athletic Complex, Stadium Maintenance, and Parks & Public Grounds are the divisions in the parks fund.

FY 2024 KEY INITIATIVES	STATUS UPDATE	TIMELINE
Implement Short-Term Priorities from Museum Strategic Plan	Adapting Exhibits; Installed Temporary Exhibits; Upgraded visitor friendly interpretive content and labels.	In Progress
Continuation of Prairie Reclamation Project	Reseeding underway; Installation of interpretive signage underway.	In Progress
Continuation of Cataloging Museum Collections	Cataloging underway with new staff.	In Progress
Implement 1st year items of previously developed Maintenance Plan	Maintenance has begun with pre-emergence in flower beds; installation of mulch; and removal of dead trees.	Ongoing

SOLID WASTE MANAGEMENT FUND

FY 2024 KEY INITIATIVES UPDATE

SOLID WASTE MANAGEMENT FUND (120)

	FY2024 Annual Budget	Period 5 Year-to-Date Actual	Projected Year to Date Actual
Revenue:			
Taxes	$ 538,200	$ 420,985	$ 538,200
Service Charges & User Fees	2,766,000	918,532	2,755,596
Charges & Assessments	30,000	6,215	18,645
State Grants	61,198	39,592	61,198
Total Revenue	**$ 3,395,398**	**$ 1,385,324**	**$ 3,373,639**
Expenditures:			
Billing & Collection	$ 58,040	$ 22,242	$ 59,312
Planning & Mgmt Administration	360,196	81,936	350,196
Special Programs	226,000	15,150	220,000
Trash Services	2,650,000	898,512	2,695,536
State Grants	94,033	37,722	94,033
Transfers Out	56,807	23,670	56,807
Total Expenditures	**$ 3,445,076**	**$ 1,079,232**	**$ 3,475,884**
Net Change in Fund Balance	**$ (49,678)**	**$ 306,092**	**$ (102,245)**
Fund Balance, Beginning of Year	**$ 1,863,725**	**$ 1,942,407**	**$ 1,942,407**
Projected Fund Balance, End of Year	**$ 1,814,047**	**$ 2,248,499**	**$ 1,840,162**

SOLID WASTE MANAGEMENT FUND

FUND BALANCE PROJECTION

SOLID WASTE

The Solid Waste Fund accounts for the City's waste management and recycling programs. The Recycling Center, Leaf Pick-Up Program and City-Wide Cleanup Program are the main services provided with the solid waste property taxes. Planning & Management Administration, Special Programs and Grants are the public work's divisions in the Solid Waste Fund.

FY 2024 KEY INITIATIVES	STATUS UPDATE	TIMELINE
Develop and Assist Neighborhood Recycling/Cleanup Events	Compiling groups for assistance as weather improves.	In Progress
Develop Updated Hazardous Waste Program	Household Hazardous Waste (HHW) standards for collection and disposal have been established.	Complete

PARKS/STORMWATER SALES TAX FUND

FY 2024 KEY INITIATIVES UPDATE

PARKS & STORMWATER SALES TAX FUND (130)

	FY2024 Annual Budget	Period 5 Year-to-Date Actual	Projected Year to Date Actual
Revenue:			
Taxes	$ 4,950,315	$ 2,054,331	$ 4,930,394
Federal Grants	6,437,133	162,834	6,437,133
Transfers In	238,000	-	238,000
Total Revenue	**$ 11,625,448**	**$ 2,217,165**	**$ 11,605,527**
Expenditures:			
PW-Prop Action	$ -	$ -	$ -
Stormwater Projects	12,285,071	1,234,654	12,285,071
Parks-Prop Action	171,982	79,768	174,039
Parks Projects	14,707,511	225,030	14,707,511
Transfers Out	604,350	259,614	604,350
Total Expenditures	**$ 27,768,914**	**$ 1,799,066**	**$ 27,770,971**
Net Change in Fund Balance	**$ (16,143,466)**	**$ 418,099**	**$ (16,165,444)**
Fund Balance, Beginning of Year	**$ 8,068,749**	**$ 11,388,055**	**$ 11,388,055**
Projected Fund Balance, End of Year	**$ (8,074,717)**	**$ 11,806,154**	**$ (4,777,389)**

PARKS & STORMWATER SALES TAX FUND

FUND BALANCE PROJECTION

PARKS & STORMWATER PHASE II 1st Quarter 2024	PROJECT CODE	ORIGINAL PROJECTED COST	ACTUAL COST TO DATE	REVISED PROJECTED COST	COMPLETED PROJECTS (OVER) / UNDER ORIG. PROJ. COST	AMOUNT OF ALTERNATE FUNDS
PARKS PROJECTS:						
Annual Maintenance (10 Years)	TS0501	$ 1,447,600	$ 2,018,031	$ 2,018,031	$ -	$ -
Softball Complex Amenities	TS0502	1,195,500	986,731	986,731	208,769	-
Trail Amenities (Benches, Receptacles & Trail Markers)	TS0503	200,100	18,230	18,230	-	-
Schifferdecker Park Improvements	TS0504	327,000	354,230	354,230	(27,230)	-
Parr Hill Park Improvements	TS0505	70,000	30,805	30,805	39,195	-
Skate Pods at Existing Parks	TS0506	240,000	314,694	314,694	(74,694)	-
Athletic Complex Improvements	TS0507	77,000	48,254	48,254	28,746	-
Cunningham Park Improvements	TS0508	150,000	83,231	83,231	66,769	-
Ewert Park Improvements	TS0509	50,000	39,407	39,407	10,593	-
McClelland to Town Green via Tin Cup Trail	TS0510	1,098,250	1,212,261	1,212,261	-	347,857
Campbell Parkway Improvements*	TS0511	60,000	-	-	60,000	-
Garvin Park Improvements	TS0512	13,000	7,637	7,637	5,363	-
Leonard Park Improvements	TS0513	45,000	41,794	41,794	3,206	-
McClelland Park Improvements	TS0514	63,500	41,017	41,017	22,483	-
Humphrey Park Improvements	TS0515	57,000	41,845	41,845	15,155	-
Overlay 6 Outdoor Basketball/7 Tennis Court Improvements	TS0516	227,500	162,243	162,243	65,257	-
Landreth Park Improvements	TS0517	120,000	92,002	92,002	27,998	-
Spiva Park Improvements	TS0518	50,000	23,276	23,276	26,724	-
Wildcat Glades & Audubon Center Annual Support	TS0519	150,000	150,000	150,000	-	-
Low Water Bridge to Grand Falls Trail	TS0520	1,300,000	7,335	1,300,000	-	-
Aquatic Center - Option B	TS0521	5,800,000	5,768,803	5,768,803	31,197	-
Off Leash Dog Park - Landreth West/Dover South	TS0522	51,500	13,388	13,388	38,112	-
Joe Becker Turf Project	TS0523	-	461,528	461,528	(461,528)	124,363
Ewert Skate Park Lights	TS0524	-	53,178	53,178	(53,178)	-
TOTAL PARKS PROJECTS		**$ 12,792,950**	**$ 11,969,920**	**$ 13,262,584**	**$ 32,939**	**$ 472,220**

PARKS & STORMWATER PHASE II 1st Quarter 2024	PROJECT CODE	ORIGINAL PROJECTED COST	ACTUAL COST TO DATE	REVISED PROJECTED COST	COMPLETED PROJECTS (OVER) / UNDER ORIG. PROJ. COST	AMOUNT OF ALTERNATE FUNDS
STORMWATER PROJECTS:						
Minor System Improvements ($96,185 Annual Expense)	TS0601	$ 961,850	$ 3,523,721	$ 3,523,721	$ (2,561,871)	$ 140,021
Ditch & Detention Pond Mtce ($300,000 Annual Expense)	TS0602	3,000,000	2,158,687	2,158,687	$ 841,313	94,980
Catch Basin & Closed System Mtce ($250,000 Annual Expense)	TS0603	2,500,000	1,463,150	1,463,150	$ 1,036,850	-
Regional Detention, NE side of Murphy Blvd. & S. of 15th	TS0604	774,200	26,076	26,076	(53,804)	-
Regional Det., NE side of Murphy Blvd. & S. of 15th - State Grant**	GSTA09	-	801,928	801,928	-	801,928
Regional Detention, W. of Arizona & N. of 32nd	TS0605	2,652,000	1,180,087	1,180,087	200,971	-
Regional Detention, W. of Arizona & N. of 32nd - State Grant**	GSTA03	-	1,270,942	1,270,942	-	1,270,942
Storm Sewer Improvements, Illinois between 7th & 9th	TS0606	987,000	3,027,710	3,027,710	(2,040,710)	-
Regional Detention, 15th & Massachusetts	TS0607	1,543,000	252,575	252,575	1,290,425	-
Culvert Improvements, Lone Elm & Murphy Blvd.	TS0608	565,000	395,864	395,864	169,136	-
Ditch & Culvert Improvements, Connecticut between 32nd & 35th	TS0609	656,000	19,999	656,000	-	-
Ditch & Culvert Improvements, Connecticut between 35th & 37th	TS0610	518,000	13,502	518,000	-	-
Channel Improvement, Canterbury Ditch 3rd to 7th	TS0611	1,163,000	695,755	695,755	467,245	-
Ditch & Culvert Improvements, 4th & School Avenue	TS0612	739,000	1,541,462	1,541,462	(802,462)	-
Ditch Improvements, Euclid & Odessa/Rolla	TS0613	525,000	486,988	486,988	38,012	-
Ditch & Culvert Improvements, 10th & Peters Avenue	TS0614	556,000	968,998	968,998	(412,998)	36,578
New Culvert System, Michigan between 30th & 27th	TS0615	621,000	-	-	(478,574)	-
New Culvert System, Michigan between 30th & 27th - State Grant**	GSTA04	-	1,099,574	1,099,574	-	1,099,574
Ditch Improvements, 2nd & Oliver/McCoy	TS0616	119,000	163,597	163,597	(44,597)	-
New Culvert System, Hill between Division & Mineral	TS0617	269,000	473,312	473,312	(204,312)	-
Curb Inlet Improvements, 4th & Tyler/Adele	TS0618	358,000	207,313	207,313	150,687	-
Joplin Creek, East Drainage Basin	TS0619	2,300,000	-	-	2,300,000	-
Joe Becker Stadium	TS0620	-	26,075	26,075	(26,075)	-
Airport - Public Safety Training Center	TS0621	-	92,734	92,734	(92,734)	-
TOTAL STORMWATER PROJECTS		**$ 20,807,050**	**$ 19,890,050**	**$ 21,030,549**	**$ (223,499)**	**$ 3,444,024**

PARKS & STORMWATER PHASE III 1st Quarter 2024	PROJECT CODE	ORIGINAL PROJECTED COST	ACTUAL COST TO DATE	REVISED PROJECTED COST	COMPLETED PROJECTS (OVER) / UNDER ORIG. PROJ. COST	AMOUNT OF ALTERNATE FUNDS
PARKS PROJECTS:						
Ewert Park Splash Park w/Ice Ribbon	TS0701	$ 5,000,000	$ -	$ 5,000,000	$ -	$ -
Ewert Park Covered Bball Court	TS0702	550,000	-	550,000	-	-
Ewert Park Amphitheater	TS0703	250,000	-	250,000	-	-
Ewert Park Kiosk & Interpretive Signage	TS0704	29,375	-	29,375	-	-
Annual Park Maintenance	TS0705	1,700,000	121,616	1,700,000	-	-
Turf Replacement - Miracle, Redden, JBS	TS0706	800,000	-	800,000	-	-
Overlay/Resurface Sports Courts	TS0707	400,000	67,856	400,000	-	-
Park Beautification	TS0708	2,776,384	262,261	2,776,384	-	-
Dover Outdoor Recreation	TS0709	1,750,000	-	1,750,000	-	-
Athletic Complex Operations	TS0710	3,000,000	375,000	3,000,000	-	
Tin Cup Trail Phase II	TS0711	1,000,000	234,371	1,000,000	-	-
Install Security Lighting	TS0712	1,510,000	-	1,510,000	-	-
Playground Updates	TS0713	1,300,000	-	1,300,000	-	-
Install Security Cameras	TS0714	300,000	-	300,000	-	-
Convert Softball to Turf	TS0715	800,000	-	800,000	-	-
Electrical at Mercy Park	TS0716	250,000	-	250,000	-	-
Cunningham to Sand Vball	TS0717	90,000	-	90,000	-	-
McIndoe Park Restroom	TS0718	150,000	-	150,000	-	-
Dover to Landreth Connector	TS0719	750,000	3,000	750,000	-	-
Wildcat Park Restroom	TS0720	150,000	-	150,000	-	-
Landreth Main Street Underpass	TS0721	250,000	-	250,000	-	-
Campbell Pkwy Improvements	TS0722	850,000	-	850,000	-	-
TOTAL PARKS PROJECTS		**$ 23,655,759**	**$ 1,064,104**	**$ 23,655,759**	**$ -**	**$ -**

PARKS & STORMWATER PHASE III 1st Quarter 2024	PROJECT CODE	ORIGINAL PROJECTED COST	ACTUAL COST TO DATE	REVISED PROJECTED COST	COMPLETED PROJECTS (OVER) / UNDER ORIG. PROJ. COST	AMOUNT OF ALTERNATE FUNDS
STORMWATER PROJECTS:						
Minor System Improvements	TS0801	$ 1,000,000	$ 28,651	$ 1,000,000	$ -	$ -
Ditch & Dentention Pond Maintenance	TS0802	2,850,000	145,900	2,850,000	-	-
Catch Basin & Closed System Maintenance	TS0803	2,350,000	139,347	2,350,000	-	-
Automated Gate Arms at Murphy Low Water	TS0804	300,000	211,731	211,731	88,269	-
Economic Development	TS0805	500,000	-	500,000	-	-
Durham Acres	TS0806	2,451,500	-	2,451,500	-	-
17th & Mina Ave	TS0807	2,334,500	-	2,334,500	-	-
Texas Avenue - 11th to 15th	TS0808	1,451,000	-	1,451,000	-	-
Old Willow Branch Phase I	TS0809	750,000	-	750,000	-	-
1st & Joplin Avenue Phase I	TS0810	500,000	-	500,000	-	-
Sunnyvale Improvements & I-4 Phase I	TS0811	3,178,500	-	3,178,500	-	-
26th Street Twin Culverts	TS0812	697,500	-	697,500	-	-
5th & Porter	TS0813	1,527,500	-	1,527,500	-	-
ARPA Stormwater Project - Engineering Costs*	GFARST	-	-	-	-	-
17th & Annie Baxter*	GFARS1	-	23,737	-	-	-
East Town*	GFARS2	-	83,398	-	-	-
9th & St. Louis*	GFARS 3	-	75,276	-	-	-
12th & Wall*	GFARS4	-	16,481	-	-	-
Massachusetts & Murphy*	GFARS5	-	15,389	-	-	-
5th & Porter*	GFARS6	-	52,546	-	-	-
Ten Pin Lane*	GFARS7	-	54,198	-	-	-
Texas Ave - 11th to 15th*	GFARS8	-	86,570	-	-	-
26th Street Twin Culverts*	GFARS9	-	16,192	-	-	-
TOTAL STORMWATER PROJECTS		**$ 19,890,500**	**$ 949,417**	**$ 19,802,231**	**$ 88,269**	**$ -**

TRANSPORTATION SALES TAX FUND

FY 2024 KEY INITIATIVES UPDATE

TRANSPORTATION SALES TAX FUND (140)

	FY2024 Annual Budget	Period 5 Year-to-Date Actual	Projected Year to Date Actual
Revenue:			
Taxes	$ 12,395,630	$ 5,214,724	$ 12,515,338
Service Charges & User Fees	$ 98,200	$ 46,277	111,065
Charges & Assessments	$ 725,000	$ 559,985	900,000
Other Income & Donations	$ 104,125	$ 9,482	22,757
State Grants	1,202,630	182,556	1,202,630
Local Grants	20,000	5,425	20,000
Total Revenue	**$ 14,545,585**	**$ 6,018,449**	**$ 14,771,789**
Expenditures:			
Street Maintenance	$ 7,076,734	$ 1,381,307	$ 7,143,921
Street Cleaning	310,351	106,763	320,289
Prop Action	783,360	-	783,360
Traffic Control	610,040	158,659	575,977
Traffic Signal Maintenance	242,750	107,856	258,854
Paratransit System	2,559,918	618,420	2,205,260
Cab Assistance	35,000	12,392	29,741
Transfers Out	2,913,410	1,101,924	2,913,410
Total Expenditures	**$ 14,531,563**	**$ 3,487,321**	**$ 14,230,812**
Net Change in Fund Balance	**$ 14,022**	**$ 2,531,128**	**$ 540,977**
Fund Balance, Beginning of Year	**$ 12,403,357**	**$14,739,477**	**$ 14,739,477**
Projected Fund Balance, End of Year	**$ 12,417,379**	**$17,270,605**	**$ 15,280,454**

TRANSPORTATION SALES TAX FUND

FUND BALANCE PROJECTION

TRANSPORTATION SALES TAX

The Transportation Sales Tax Fund accounts for the maintenance of streets, street markings and traffic signal systems, as well as energy costs for streetlights and the public transit system. Street Maintenance, Street Cleaning, Traffic Control, Traffic Signal Maintenance, and Paratransit System are the public work's divisions in the transportation sales tax fund. The City is composed of 38.30 total square miles and has 386 miles of streets.

FY 2024 KEY INITIATIVES	STATUS UPDATE	TIMELINE
Train New Employees on various Streets Equipment and Safety Programs	Quarters 1 and 2 are complete.	Ongoing
Increase Street Sweeping Rotation to 4 times per year	Three of three street sweepers staffed and operational. Anticipate completing 4 rotations this year.	Ongoing
Incorporate Sign Layer, including annual inspections, in GIS System	Sign layer is complete. GIS Staff currently adding attributes.	In Progress- Anticipate completion by August 2024
Install Traffic Signal Radar Detection at two Intersections	Radar detection has been installed at 20th & Connecticut and 4th and Florida.	Complete
Complete Sign and School Sign Inspections in a timely manner	Sign inspections currently underway.	In Progress- Anticipate completion by July 2024

TRANSPORTATION SALES TAX

The Transportation Sales Tax Fund accounts for the maintenance of streets, street markings and traffic signal systems, as well as energy costs for streetlights and the public transit system. Street Maintenance, Street Cleaning, Traffic Control, Traffic Signal Maintenance, and Paratransit System are the public work's divisions in the transportation sales tax fund. The City is composed of 38.30 total square miles and has 386 miles of streets.

FY 2024 KEY INITIATIVES	STATUS UPDATE	TIMELINE
Expand Transit Safety Plan and CDL Training Program	CDL Training Software has been purchased and training program established.	Ongoing
Resume Trolley Service	An additional 3 trained drivers required to resume trolley service.	In Progress
Resume Maintenance of Trolley Shelters	Trolley Shelter assessment is complete.	In Progress

CAPITAL IMPROVEMENT SALES TAX FUND

FY 2024 KEY INITIATIVES UPDATE

CAPITAL IMPROVEMENT SALES TAX FUND (145)

	FY2024 Annual Budget	Period 5 Year-to-Date Actual	Projected Year to Date Actual
Revenue:			
Taxes	$ 7,425,473	$ 3,081,496	$ 7,395,590
Federal Grants	4,000,000	-	4,000,000
State Grants	4,000,000	-	4,000,000
Total Revenue	**$ 15,425,473**	**$ 3,081,496**	**$ 15,395,590**
Expenditures:			
Prop Action	$ 602,580	$ 5,262	$ 602,580
Capital Improvement Projects	19,849,273	1,477,197	15,000,000
Transfers Out	417,579	119,010	417,579
Total Expenditures	**$ 20,869,432**	**$ 1,601,469**	**$ 16,020,159**
Net Change in Fund Balance	**$ (5,443,959)**	**$ 1,480,027**	**$ (624,569)**
Fund Balance, Beginning of Year	**$ 11,062,363**	**$23,436,079**	**$ 23,436,079**
Projected Fund Balance, End of Year	**$ 5,618,404**	**$24,916,106**	**$ 22,811,510**

CAPITAL IMPROVEMENT SALES TAX FUND

FUND BALANCE PROJECTION

CAPITAL IMPROVEMENT SALES TAX PHASE I 1st Quarter 2024	PROJECT CODE	ORIGINAL PROJECTED COST	ACTUAL COST TO DATE	REVISED PROJECTED COST	COMPLETED PROJECTS (OVER)/UNDER ORIG. PROJ. COST	TRANSPORTATION SALES TAX	GRANT REVENUE	CAPITAL IMPROVEMENT SALES TAX	TOTAL OF ALL FUNDING SOURCES
CAPITAL IMPROVEMENT PROJECTS:									
City Overlay Program	TC0502	$ 5,375,000	$ 5,457,921	$ 5,457,921	$ -	$ -	$ -	$ 5,457,921	$ 5,457,921
32nd Street (Main to Jackson) & Jackson Realignment	TC0503	2,687,500	2,569,515	2,569,515	117,985	977,444	150,000	1,442,071	2,569,515
32nd Street & Main Intersection	TC0504	4,300,000	6,158,463	6,158,463	(1,858,463)	-	4,396,913	1,761,550	6,158,463
Connecticut Avenue from Murphy to 30th Street	IS0401	6,450,000	9,029,191	9,029,191	(2,579,191)	1,843,383	-	7,185,808	9,029,191
Maiden Lane from 20th to 30th	TC0505	2,150,000	624,322	624,322	1,525,678	-	-	624,322	624,322
Maiden Lane from 9th to 17th	TC0506	2,150,000	517,295	517,295	1,632,705	-	-	517,295	517,295
Maiden Lane - TIGER Grant*	TG0520	3,871,360	6,229,923	6,229,923	(2,358,563)	-	4,346,085	1,883,838	6,229,923
20th & Main Intersection	TC0507	1,505,000	406,501	406,501	1,098,499	-	-	406,501	406,501
Connecticut Viaduct at 26th Street	TC0508	4,300,000	5,364,810	5,364,810	(1,064,810)	2,263,910	694,057	2,406,843	5,364,810
Schifferdecker Avenue, 7th to 32nd Street	TC0509	2,687,500	348,606	348,606	2,338,894	-	-	348,606	348,606
Schifferdecker - TIGER Grant Portion	TG0519	1,558,148	2,370,992	2,370,992	(812,844)	-	1,558,148	812,844	2,370,992
Murphy Blvd. from North Main to 7th	TC0501	1,671,625	152,681	152,681	1,518,944	-	-	152,681	152,681
Zora & Main Interchange & Overpass	TC0510	15,050,000	5,062,143	5,062,143	9,987,857	1,915,263	-	3,146,880	5,062,143
26th Street, Maiden Lane to Schifferdecker	TC0511	1,881,250	365,762	365,762	1,515,488	-	-	365,762	365,762
26th Street - TIGER Grant Portion	TG0521	2,069,375	2,887,535	2,887,535	(818,160)	-	2,069,375	818,160	2,887,535
Zora from Range Line to Main	TC0512	2,150,000	3,065,206	3,065,206	-	-	-	3,065,206	3,065,206
Broadway/Buchanan Road from St. Louis to Florida	TC0513	1,290,000	1,086,041	1,086,041	203,959	-	-	1,086,041	1,086,041
West Bypass Corridor Study	TC0514	161,250	109,061	109,061	52,189	-	161,250	(52,189)	109,061
St. Louis from Broadway to Zora	TC0515	1,827,500	4,087,890	4,087,890	-	-	-	4,087,890	4,087,890
Existing Traffic Signal Upgrades	TC0516	2,150,000	1,736,359	2,150,000		-	-	2,150,000	2,150,000
CR 190, 32nd Street to Interstate 44	TC0517	2,150,000	1,429,147	1,429,147	720,853	-	1,000,000	429,147	1,429,147
Tristate Road, 1st Street to Perkins	TC0518	376,250	907,844	907,844	(531,594)	-	-	907,844	907,844
20th Street Overpass - TIGER Grant*	TG0522	3,261,716	8,223,981	8,223,981	-	-	3,770,200	4,453,781	8,223,981
20th Street Transit - TIGER Grant*	TG0524	468,192	622,732	622,732	(154,540)	-	256,192	366,540	622,732
TOTAL CAPITAL IMPROVEMENT PROJECTS		**$ 71,541,666**	**$68,813,921**	**$ 69,227,562**	**$ 10,534,887**	**$ 7,000,000**	**$ 18,402,220**	**$ 43,825,342**	**$ 69,227,562**

CAPITAL IMPROVEMENT SALES TAX PHASE II 1st Quarter 2024	PROJECT CODE	ORIGINAL PROJECTED COST	ACTUAL COST TO DATE	REVISED PROJECTED COST	COMPLETED PROJECTS (OVER)/UNDER ORIG. PROJ. COST	TRANSPORTATION SALES TAX	GRANT REVENUE	CAPITAL IMPROVEMENT SALES TAX	TOTAL OF ALL FUNDING SOURCES
CAPITAL IMPROVEMENT II PROJECTS:									
32nd Street - Schifferdecker to Country Club Road	TC0601	$ 5,939,000	$ 5,272,570	$ 7,500,000	$ -	$ -	$ -	$ 7,500,000	$ 7,500,000
32nd Street - Country Club to Central City Road	TC0602	6,220,000	7,392,605	7,535,000	-	-	-	7,535,000	7,535,000
Neighborhood Transportation Improvements	TC0603	1,500,000	593,144	1,500,000	-	-	-	1,500,000	1,500,000
Street Surface Repair	TC0604	2,500,000	2,194,429	2,500,000	-	-	-	2,500,000	2,500,000
Intersection Improvements	TC0605	2,500,000	1,385,182	2,500,000	-	-	-	2,500,000	2,500,000
Connecticut - 32nd to 44th	TC0606	8,085,000	1,809,133	5,435,000	-	-	-	5,435,000	5,435,000
44th Street - Rangeline to Connecticut	TC0607	6,135,000	7,446,179	8,000,000	-	-	-	8,000,000	8,000,000
Zora - Rangeline to MO 249	TC0608	3,308,000	1,516,404	8,840,000	-	-	-	8,840,000	8,840,000
Connecticut - Overpass at I-44	TC0609	5,374,000	1,329,154	1,329,154	-	-	-	1,329,154	1,329,154
6th Street & Virginia Parking Garage Modifications	TCO610	2,687,000	180,605	2,687,000	-	-	-	2,687,000	2,687,000
20th Street - Schifferdecker to Country Club Road ROW	TC0611	720,000	-	720,000	-	-	-	720,000	720,000
20th Street - Schifferdecker to Country Club Road	TC0612	5,112,000	539,208	5,112,000	-	-	-	5,112,000	5,112,000
Jackson - Bridge Replacement at Shoal Creek	TC0613	973,000	583,622	583,622	-	-	-	583,622	583,622
Schifferdecker - New Bridge at Turkey Creek	TC0614	600,000	3,042,614	3,042,614	-	-	1,200,000	1,842,614	3,042,614
TOTAL CAPITAL IMPROVEMENT II PROJECTS		**$ 51,653,000**	**$33,284,849**	**$ 57,284,390**	**$ -**	**$ -**	**$ 1,200,000**	**$ 56,084,390**	**$ 57,284,390**

COMMUNITY PLANNING FUND

FY 2024 KEY INITIATIVES UPDATE

COMMUNITY PLANNING FUND (150)

	FY2024 Annual Budget	Period 5 Year-to-Date Actual	Projected Year to Date Actual
Revenue:			
Licenses & Permits	$ 60,750	$ 12,864	$ 30,874
Service Charges & User Fees	31,250	6,875	16,500
Charges & Assessments	100,000	47,344	113,626
Other Income & Donations	-	1,275	1,275
Federal Grants	2,348,858	171,359	1,651,274
State Grants	479,092	94,800	523,286
Transfers In	114,389	47,662	114,389
Total Revenue	**$ 3,134,339**	**$ 382,179**	**$ 2,451,223**
Expenditures:			
Administration	$ 180,163	$ 32,176	$ 146,528
CDBG Projects	262,700	35,546	206,638
Historic Preservation	42,750	310	30,000
Planning & Zoning	163,977	73,368	195,648
2012 CDBG-DR Special Allocation	522,887	(38,758)	100,000
CARES CDBG Grant	55,300	1,360	55,300
Home Consortium	827,808	20,444	627,808
Home - ARPA	500,000	4,023	500,000
State Grants	727,130	101,369	654,107
Transfers Out	12,271	5,113	12,271
Total Expenditures	**$ 3,294,986**	**$ 234,951**	**$ 2,528,300**
Net Change in Fund Balance	**$ (160,647)**	**$ 147,228**	**$ (77,077)**
Fund Balance, Beginning of Year	**$ 128,506**	**$ 266,717**	**$ 266,717**
Projected Fund Balance, End of Year	**$ (32,141)**	**$ 413,945**	**$ 189,640**

COMMUNITY PLANNING FUND

FUND BALANCE PROJECTION

PLANNING

The Community Planning Fund accounts for the planning and development aspects of the City. The Planning Fund is made up of various grant funded activities such as Department of Housing and Urban Development (HUD) grants, the Metropolitan Planning Organization (MPO) grant and the Historic Preservation grant, as well as Planning and Zoning. Planning and Zoning provides assistance in zoning regulations, subdivision codes and land development requirements for our community. The HUD grants are 100% grant funded, while the MPO grant is 80% funded and the Historic Preservation grant is 60% funded.

FY 2024 KEY INITIATIVES	STATUS UPDATE	TIMELINE
Begin Implementation of Action Plan-Strategy 9 of Addressing Declining Neighborhoods: JHAP	Rollout of new housing assistance and demolition program underway.	In Progress
Update Aerial Photography through partnership with Jasper and Newton Counties	Contract between Joplin Area Transportation Study Organization (JATSO) and Jasper County for aerial photography is under review.	In Progress

REGIONAL AIRPORT FUND

FY 2024 KEY INITIATIVES UPDATE

REGIONAL AIRPORT FUND (405)

	FY2024 Annual Budget	Period 5 Year-to-Date Actual	Projected Year to Date Actual
Revenue:			
Service Charges & User Fees	$ 748,620	$ 313,039	$ 751,294
Other Income & Donations	5,000	5,355	5,355
Federal Grants	10,042,500	322,723	10,042,500
Transfers In	650,000	270,833	650,000
Total Revenue	**$ 11,446,120**	**$ 911,950**	**$ 11,449,149**
Expenditures:			
Regional Airport	$ 26,532,806	$ 1,183,866	$ 26,114,110
Less: (Fixed Assets)	(23,272,832)	(640,587)	(23,272,832)
Transfers Out	178,313	74,297	178,313
Total Expenditures	**$ 3,438,287**	**$ 617,576**	**$ 3,019,591**
Net Change in Net Assets	**$ 8,007,833**	**$ 294,374**	**$ 8,429,558**
Net Assets, Beginning of Year	**$ 53,302,504**	**$ 49,658,198**	**$ 49,658,198**
Projected Net Assets, End of Year	**$ 61,310,337**	**$ 49,952,572**	**$ 58,087,756**
Invested in Capital Assets	**$ 61,025,100**	**$ 49,558,284**	**$ 57,758,284**
Unrestricted Net Assets	**$ 285,237**	**$ 394,288**	**$ 329,472**

REGIONAL AIRPORT FUND

NET ASSET PROJECTION

AIRPORT

The Airport Fund accounts for the operation and maintenance of the Joplin Regional Airport. The airport serves the commercial, military, cargo, general aviation and corporate aviation needs of southwestern Missouri. The Joplin Regional Airport is a full-service airport with United Airlines offering flights to Denver and Chicago.

FY 2024 KEY INITIATIVES	STATUS UPDATE	TIMELINE
Continuation of Airport Master Plan Implementation: ARFF/SRE Building and Runway 13/31 Rehabilitation Design	ARFF/SRE Facility under construction with anticipated completion in Spring 2025; Runway 13/31 is in design with anticipated bid in Fall of 2024.	In Progress
Develop a Maintenance Rotation Schedule for Runway/Taxiway Markings	Plan is being finalized.	In Progress
Establish a K-9 Bomb Dog Program	Dog is on board and has completed certifications.	Complete

GOLF COURSE FUND

FY 2024 KEY INITIATIVES UPDATE

MUNICIPAL GOLF COURSE FUND (410)

	FY2024 Annual Budget	Period 5 Year-to-Date Actual	Projected Year to Date Actual
Revenue:			
Service Charges & User Fees	$ 835,362	$ 155,404	$ 866,212
Charges & Assessments	10,000	4,295	10,308
Other Income & Donations	2,500	2,285	2,285
Transfers In	231,500	96,458	231,500
Total Revenue	**$ 1,079,362**	**$ 258,442**	**$ 1,110,305**
Expenditures:			
Golf Administration	$ 450,604	$ 164,375	$ 426,161
Less: (Fixed Assets)	(33,500)	(17,127)	(33,500)
Grounds Maintenance	668,758	791,151	1,319,117
Less: (Fixed Assets)	(118,629)	(527,168)	(527,168)
Transfers Out	31,200	13,000	13,000
Total Expenditures	**$ 998,433**	**$ 424,231**	**$ 1,197,610**
Net Change in Net Assets	**$ 80,929**	**$ (165,789)**	**$ (87,305)**
Net Assets, Beginning of Year	**$ 579,585**	**$ 738,896**	**$ 738,896**
Projected Net Assets, End of Year	**$ 660,514**	**$ 573,107**	**$ 651,591**
Invested in Capital Assets	**$ 548,551**	**$ 743,936**	**$ 743,936**
Unrestricted Net Assets	**$ 111,963**	**$ (170,829)**	**$ (92,345)**

GOLF COURSE FUND

NET ASSET PROJECTION

GOLF COURSE

The Golf Course fund accounts for the operation and maintenance of the municipal golf course. Schifferdecker Golf Course is Joplin's only public 18-hole course. Located on historic Route 66 at Seventh Street and Schifferdecker Road, the par 71 course is open year-round. Golf Administration and Grounds Maintenance are the divisions in the golf fund.

FY 2024 KEY INITIATIVES	STATUS UPDATE	TIMELINE
Continuation of Beautification at Clubhouse	Planters on order, anticipate flower planting in early May	In Progress-Anticipate completion by May 2024
Continuation of Upgrading Fairways	Seeding complete; Grow state will continue until September.	In Progress-Anticipate completion by October 2024
Continuation of Drainage Improvements: Holes 3, 4 and 13	Drainage improvements underway.	In Progress-Anticipate completion by August 2024
Implement Improvements to Turf around new Cart Paths	Improvements are 50% complete.	In Progress-Anticipate completion by October 2024

SANITARY SEWER FUND

FY 2024 KEY INITIATIVES UPDATE

SANITARY SEWER FUND (415)

	FY2024 Annual Budget	Period 5 Year-to-Date Actual	Projected Year to Date Actual
Revenue:			
Service Charges & User Fees	$ 21,095,000	$ 9,375,749	$ 22,501,798
Charges & Assessments	180,000	100,504	241,210
Other Income & Donations	7,500	13,126	13,126
Federal Grants	3,599,782	2,500	3,599,782
Total Revenue	**$ 24,882,282**	**$ 9,491,879**	**$ 26,355,915**
Expenditures:			
Billing & Collection	$ 1,051,885	$ 889,944	$ 2,135,866
Less: (Fixed Assets)	(5,800)	-	(5,800)
Debt Service	255,547	93,259	255,547
Sewer Treatment	16,089,795	3,748,202	15,297,097
Less: (Fixed Assets)	(7,481,017)	(1,942,172)	(7,481,017)
Sewer Maintenance	24,374,785	2,187,372	23,860,181
Less: (Fixed Assets)	(19,807,598)	(1,836,511)	(19,807,598)
Transfers Out	1,521,072	633,780	1,521,072
Total Expenditures	**$ 15,998,669**	**$ 3,773,874**	**$ 15,775,348**
Net Change in Net Assets	**$ 8,883,613**	**$ 5,718,005**	**$ 10,580,568**
Net Assets, Beginning of Year	**$ 106,101,653**	**$ 107,605,887**	**$ 107,605,887**
Projected Net Assets, End of Year	**$ 114,985,266**	**$ 113,323,892**	**$ 118,186,455**
Invested in Capital Assets	**$ 105,448,676**	**$ 87,840,594**	**$ 91,840,594**
Resticted for Capital Replacement	**$ 3,703,761**	**$ 3,703,761**	**$ 3,703,761**
Unrestricted Net Assets	**$ 5,832,829**	**$ 21,779,537**	**$ 22,642,100**

SANITARY SEWER FUND

NET ASSET PROJECTION

SANITARY SEWER

Sanitary Sewer handles the operation and maintenance of the regional sewer collection and treatment system. The City has two (2) sewer treatment plants, Shoal Creek and Turkey Creek. The treatment plants have the capacity to treat 21.5 million gallons per day. There are 442 miles of sanitary sewer lines and 8,080 manholes in the City. Sewer Treatment and Sewer Maintenance are the public work's divisions in the sewer fund.

FY 2024 KEY INITIATIVES	STATUS UPDATE	TIMELINE
Reduction of Inflow & Infiltration (I&I) on the private side through two Pilot Programs	Project will be re-bid in the Fall of 2025.	Program will begin FY 2026.
Continuation of Evaluation and Planning for Future Growth	2024 Evaluation is complete with updated growth plan.	Complete

CENTRAL GARAGE FUND

FY 2024 KEY INITIATIVES UPDATE

CENTRAL GARAGE FUND (505)

	FY2024 Annual Budget	Period 5 Year-to-Date Actual	Projected Year to Date Actual
Revenue:			
Charges & Assessments	$ 1,968,800	$ 580,623	$ 2,041,869
Total Revenue	**$ 1,968,800**	**$ 580,623**	**$ 2,041,869**
Expenditures:			
Central Garage	$ 2,100,185	$ 728,719	$ 2,127,032
Less: (Fixed Assets)	(184,300)	(43,582)	(184,300)
Transfers Out	48,867	20,361	48,867
Total Expenditures	**$ 1,964,752**	**$ 705,498**	**$ 1,991,599**
Net Change in Net Assets	**$ 4,048**	**$ (124,875)**	**$ 50,270**
Net Assets, Beginning of Year	**$ 775,389**	**$ 852,749**	**$ 738,896**
Projected Net Assets, End of Year	**$ 779,437**	**$ 727,874**	**$ 789,166**
Invested in Capital Assets	**$ 509,541**	**$ 614,049**	**$ 614,049**
Unrestricted Net Assets	**$ 269,896**	**$ 113,825**	**$ 175,117**

CENTRAL GARAGE FUND

NET ASSET PROJECTION

CENTRAL GARAGE

The Central Garage performs maintenance on City vehicles and equipment. The respective departments are charged for the cost of any parts used, as well as a labor fee assessed as an hourly rate.

FY 2024 KEY INITIATIVES	STATUS UPDATE	TIMELINE
Continuation of Pilot Program for Vehicle Maintenance Tool to explore Citywide Implementation	Assessments of various programs have occurred. Reviewing possible citywide asset management system capability.	In Progress

EMERGENCY COMMUNICATIONS FUND

FY 2024 KEY INITIATIVES UPDATE

EMERGENCY COMMUNICATIONS FUND (520)

	FY2024 Annual Budget	Period 5 Year-to-Date Actual	Projected Year to Date Actual
Revenue:			
Service Charges & User Fees	$ 2,346,515	$ 1,008,421	$ 2,420,210
Other Income & Donations	91,400	-	91,400
Total Revenue	**$ 2,437,915**	**$ 1,008,421**	**$ 2,511,610**
Expenditures:			
Dispatch Services	$ 1,918,760	$ 572,722	$ 1,918,166
Less: (Fixed Assets)	(143,625)	-	(184,300)
Radio Services	657,890	340,493	817,315
Less: (Fixed Assets)	(224,205)	(93,364)	(224,205)
Transfers Out	115,411	48,088	115,411
Total Expenditures	**$ 2,324,231**	**$ 867,939**	**$ 2,442,387**
Net Change in Net Assets	**$ 113,684**	**$ 140,482**	**$ 69,223**
Net Assets, Beginning of Year	**$ 2,795,254**	**$ 2,938,486**	**$ 2,938,486**
Projected Net Assets, End of Year	**$ 2,908,938**	**$ 3,078,968**	**$ 3,007,709**
Invested in Capital Assets	**$ 1,617,720**	**$ 2,052,128**	**$ 2,052,128**
Unrestricted Net Assets	**$ 1,291,218**	**$ 1,026,840**	**$ 955,581**

EMERGENCY COMMUNICATIONS FUND

NET ASSET PROJECTION

EMERGENCY COMMUNICATIONS

Dispatch services and radio services makes up the emergency communications fund. Joplin dispatchers handle all incoming emergency calls for police and fire. The radio technicians are responsible for installing and maintaining the radio system, installing emergency equipment in police vehicles, and maintaining the tower site infrastructure, as well as the fire alerting systems. Dispatch Services and Radio Services are the divisions in the emergency communications fund.

FY 2024 KEY INITIATIVES	STATUS UPDATE	TIMELINE
Development of Dispatcher Trainee Position	New positions created for Communications Officer I & II.	Complete
Replacement of Dispatch Consoles	Phase 2 and 3 of 3 underway due to JASCO 911 purchase of radios for the City.	In Progress- Anticipate completion by June 2024









THANK YOU!

CITY OF JOPLIN
ACTION PLAN PRIORITIZATION
As OF May 1, 2024

Action Plan	GOAL	STRATEGY	RANK	SOURCE	STATUS
Reduce Number of Vacant & Dangerous Buildings	Address Declining Neighborhoods	Strategy - 6	1.1	General	Partially In Progress
Update: Vacant Building Inspector is hired. Demolitions are proceeding with additional funding. Vacant housing windshield survey ongoing. Additional staffing is being considered to fully implement.					
Neighborhood Improvement Zone	Address Declining Neighborhoods	Strategy - 2	1.3	General	In Progress
Update: New Supervisor and additional Officers have been hired. The team is actively working in census track neighborhood priority zones.					
Review Building Codes	Improve Community Appearance	Strategy - 5	1.4	General	Complete!
Update: Building Code review is complete. Recommendations adopted by City Council.					
Annexation	Increase Economic Development	Strategy - 1	1.4	General	In Progress
Update: Representatives for the City have been actively approaching property owners along the City's corporate limits to determine interest in annexation. Property must be contiguous to existing corporate limits and requires the delivery of sewer infrastructure. City has annexed two significant residential areas. Two large tracts of land near I-249 and 7th Street were recently annexed. Additional properties near Wildwood Ranch will be annexed soon.					
Modernize Revenue Sources	Resilient Revenue	Strategy - 1	1.4	General	In Progress
Update: The City has diversified revenue by adding the Use Tax. Staff is continuing to identify further revenue diversification opportunities. Prop B renewal is next opportunity.					
Review Zoning Codes	Improve Community Appearance	Strategy - 3	1.5	General	Complete!
Update: The new Zoning Code was adopted by the City Council on August 1, 2022 and became effective on August 2, 2022.					
Maintain City Properties	Address Homelessness	Strategy - 2	1.5	General	Partially In Progress
Update: Staff has created a city map of active, inactive, and cleaned up illegal encampments. A GIS layer is complete and being regularly updated. A maintenance plan for cleaned properties is being developed. Encampment clearing procedure has been developed. A major 7th St/Murphy Blvd. railroad/city property clean up effort slated for Fall 2024.					
Homeless Service Provider Dialogue	Address Homelessness	Strategy - 4	1.5	General	Partially In Progress
Update: City funded strategic plan completed to help guide community-wide efforts to address the needs. A community and service provider implementation plan is underway. City evaluating funding opportunities and plan strategies to bring to Council in June 2024.					
Housing Revitalization Plan	Address Declining Neighborhoods	Strategy - 1	1.5	General	In Progress
Update: Program received formal approval by the City Council. The first round five homes incentivized and completed. Program was updated after the pilot for the next round of applications. Thirteen applications have been awarded in the second round, with one pending May 2024.					
Joplin Homeowners Assistance Program	Address Declining Neighborhoods	Strategy - 9	1.5	General	In Progress
Update: Program received State and City ARPA Grant Funding. $3,000,000 will be deployed for down payment and closing cost assistance. Soft launch 1st week of May 2024.					
Rental Property Inspection & Permitting	Address Declining Neighborhoods	Strategy - 11	1.5	General	Not Started
Update: Property maintenance ordinance being finalized for Council in September of 2023.					
Positive Marketing of City	Increase Economic Development	Strategy - 3	1.5	General	Partially In Progress
Update: Communications Assessment is complete. Staffing recommendations approved by Council; Director hired April 2024. Webmaster hiring underway, others pending, and restructure and communications planning has been initiated. Annual end-of-year video onging.					
Smart Cities	Increase Economic Development	Strategy - 4	1.5	General/TST/Grants	In Progress
Update: Allo Broadband Agreement approved by Council March 2024 and implementation underway. Intend to accept first customers Fall 2024.					
Maintain Private Properties	Address Homelessness	Strategy - 3	1.5	General	Partially in Progress
Update: Properties are targeted through normal Code Enforcement operations. Large properties are addressed through correspondence, cleanup, in collaboration with Police and trespass affidavits.					
Home Repair Program	Address Declining Neighborhoods	Strategy - 4	1.6	General	In Progress
Update: Program received State and City ARPA Grant Funding. $2,000,000 for home repairs and $2,000,000 for demolitions. The Demo program began in the Fall of 2023. JHRP May/June 2024 target.					
Review Signage Codes	Improve Community Appearance	Strategy - 4	1.7	General	Partially In Progress
Update: Sign Code review process has been outlined. Citizen Stakeholders Committee formed to assist with the review.					
Beautification Study	Improve Community Appearance	Strategy - 6	1.7	General	In Progress

CITY OF JOPLIN
ACTION PLAN PRIORITIZATION
As OF May 1, 2024

Action Plan	GOAL	STRATEGY	RANK	SOURCE	STATUS
Update: Public Works infrastructure improvements now include appropriate levels of beautification. The first major beautification project at 4th and Murphy is currently being bid. A standardized Tree Maintenance and Planting Policy is completed and Main Street Tree Replacement Project is nearly complete May 2024. 10th and Main Project is under design.					
Operational Assessment	Increase Economic Development	Strategy - 2	1.8	General	Complete!
Update: Operational Assessment is complete. First recommendation advanced was to add 7 positions in Planning, Community Development and Building to address Action Plans, which is complete.					
Vacant Lot Inventory	Address Declining Neighborhoods	Strategy - 7	1.9	General	In Progress
Update: Interviews for new position have been held. Anticipate filling position in May 2024; Strategies will be underway by October 2024.					
Review Other City Codes	Address Declining Neighborhoods	Strategy - 3	2.1	General	In Progress
Update: Lodging code changes approved by Council February 2024. Airbnb process and procedures have been approved and is currently underway.					
Litigation Tools	Address Declining Neighborhoods	Strategy - 12	2.1	General	Not Started
Update: Legal position approved. Creating an internal workgroup to look at high priority cases.					
Adopt-A-Street	Improve Community Appearance	Strategy - 1	2.2	General	Not Started
Donation Education	Address Homelessness	Strategy - 1	2.2	General	Partially In Progress
Update: Signage finalized and deployed in September 2023 encouraging support to non-profit organizations. Leadership Team being organized and coordinating with strategic plan workgroups and Coalition partners.					
Public Art Incentives	Improve Community Appearance	Strategy - 8	2.3	General	Not Started
Update: Coordinate a discussion with partners and area non-profits.					
County Lot Transfer Program	Address Declining Neighborhoods	Strategy - 8	2.3	General	In Progress
Update: Interviews for new position have been held. Anticipate filling position in May 2024; Strategies will be underway by October 2024.					
Tenant Bill of Rights	Address Declining Neighborhoods	Strategy - 13	2.3	General	Not Started
Update: Staffing to implement this Action Plan will be proposed for FY 2024 budget.					
Museum and Cultural District	Resilient Revenue	Strategy - 2	2.3	General	Not Started
Residence & Business of the Month	Improve Community Appearance	Strategy - 2	2.7	General	Not Started
Recruitment and Retention	Reduce Crime & Increase Safety	Strategy - 11	1.1	Public Safety	Partially In Progress
Update: A recruitment incentive program was created and approved by the City Council in June 2021. The program granted a $5,000 pay incentive to sworn police officers transferring to the Joplin Police Department. The program was updated to a $10,000 pay incentive effective April of 2022. Collective Bargaining five-year agreement has been adopted, improving pay and outlining the ability to retain Pension Plan employees, transitioning to LAGERS. There are currently 7 Officer positions unfilled.					
Adequate Staffing	Reduce Crime & Increase Safety	Strategy - 15	1.2	Public Safety	Partially In Progress
Update: Resource allocation study that identified potential improvements for PD's staffing and operations was completed and presented in March 2022. City is working to incorporate those findings into this action plan. The Police Department added one Sergeant and one Corporal position, along with a full-time Bailiff and a full-time Crime Analyst. The recommended authorized strength for the PD is now 132. Those positions will be filled based on increased authorized strength as approved by city management. $10,000 hiring incentive implemented.					
Fire Safety (Reduced Response Time)	Reduce Crime & Increase Safety	Strategy - 13	1.4	Public Safety	In Progress
Update: Station 7 officially opened on February 1, 2024 and is staffed 24/7/365. The Use Tax provided us with 3 new Swing Captain positions that are utilized to maintain full staffing levels. The result of these changes initially is that we are providing a 4th person more often at Station 6, than in the past. However, we still are not in a position that we can guarantee a 4th person every day, as the Swing Captain position moves around to cover for leaves of absence. We are still actively working towards always having the 4th person on Engine 6. Collective Bargaining five-year agreement has been adopted, improving pay and outlining the ability to retain Pension Plan employees, transitioning to LAGERS.					
Community Outreach & Education	Reduce Crime & Increase Safety	Strategy - 1	1.4	Public Safety	In Progress
Update: Sgt. completed CPTED training April 2024.					
Drug Enforcement	Reduce Crime & Increase Safety	Strategy - 10	1.4	Public Safety	Complete!
Update: Leased vehicles have been obtained and funding has been provided.					
Traffic Safety	Reduce Crime & Increase Safety	Strategy - 2	1.5	Public Safety	Complete!

CITY OF JOPLIN
ACTION PLAN PRIORITIZATION
As OF May 1, 2024

Action Plan	GOAL	STRATEGY	RANK	SOURCE	STATUS
Update: HMV grant is ongoing to help with traffic safety and officers are receiving double time through the grant for special traffic enforcement details.					
Community Engagement	Reduce Crime & Increase Safety	Strategy - 4	1.5	Public Safety	In Progress
Update: Meetings with business owners regarding problem areas across the city. Bike patrols summer 2024. Downtown Patrol being discussed.					
Police Visibility	Reduce Crime & Increase Safety	Strategy - 5	1.5	Public Safety	In Progress
Update: License Plate Readers were authorized and have been purchased (10). Installation is ongoing. Both Pole cameras have been purchased as well.					
Habitual Offender Identification	Reduce Crime & Increase Safety	Strategy - 8	1.7	Public Safety	Not Started
Technology	Reduce Crime & Increase Safety	Strategy - 6	1.8	Public Safety	In Progress
Update: Forensic Investigation Software has been purchased for FY2024 budget. One detective has been reassigned to be trained for this position as well. Drone has been purchased and is in service.					
Training and Assistance	Reduce Crime & Increase Safety	Strategy - 3	2.0	Public Safety	Complete!
Update: Full-time Bailiff position has been added and position is filled.					
Analytics	Reduce Crime & Increase Safety	Strategy - 7	2.3	Public Safety	Complete!
Update: Crime Analyst position was made full-time with the addition of an administrative assistant to help with CALEA. Both positions have been filled.					
Develop Phased Approach Rentals	Address Declining Neighborhoods	Strategy - 10	2.1	General/Public Safety	Not Started
Facilities	Reduce Crime & Increase Safety	Strategy - 9	2.5	General/Public Safety	Partially In Progress
Update: SFS, partnering with Corner Greer, has been engaged to complete the facilities assessment. The assessment has been completed and presented to City Council. Early facility maintenance priorities were identified with City Hall, Museum, Justice Center, and Central Garage Improvements underway and proposed. Advancing Museum HVAC and Central Garage upgrades. Justice Center plumbing and HVAC updates underway and overall facility renovation/replacement on hold.					
Downtown CID	Downtown Joplin Alliance	Strategy - 1	1.9	N/A	N/A
Business Accelerator Program	Downtown Joplin Alliance	Strategy - 2	2.2	N/A	N/A
Park Security Position	Reduce Crime & Increase Safety	Strategy - 14	1.3	Parks/SW Sales Tax	Complete!
Update: Park Ranger positions have been filled January 30, 2023. Training of new personnel has occurred. Park Ranger vehicles received. New positions are being considered for 2025 Budget.					
Environmental Design of Public Properties	Reduce Crime & Increase Safety	Strategy - 12	2.2	Parks/SW Sales Tax	Partially in Progress
Update: Park Security Lighting has been included in the FY 2024 budget and initial system design initiated with Ewert Park rehabilitation.					
City Properties Maintained	Address Declining Neighborhoods	Strategy - 5	1.5	TST/Parks/SW	Partially in Progress
Update: Park Maintenance Standards have been developed. Beautification positions were added to the FY 2023 budget. The positions have been filled. Beautification is being incorporated system-wide and tree planting and maintenance policy created.					
Complete Streets	Improve Community Appearance	Strategy - 7	1.3	TST/CIP	Complete!
Update: The City Council approved a complete streets ordinance in January 2022. This ordinance will help guide the design of future capital improvement projects.					
Limb Drop Off	Improve Community Appearance	Strategy - 9	2.8	TST	In Progress
Update: Frequency of drop off site access hours being increased. Signage being developed. Drop Gate replaced.					

Key:

Complete
In Progress: No Additional Resources Required or Included in FY 2024 Budget
Partially In Progress: Some Additional Resources Required; Partially Complete with existing Resources
Not Started: Yet to be Started
Downtown Joplin Alliance Plans

Communication Plan (Agenda)

Initiation Phase

Date	Topic	Status
	New Project Preparation	Completed
	Sales Sync	Completed
4/28/2023	Hold kickoff meeting	Completed
ed Homework		

Discovery Phase

Date	Topic	Status
	Team Discovery Review and Documentation	
6/19/2023	Requirements Gathering	Completed
6/22/2023	Requirements Gathering	Completed
ed Homework		

Planning Phase

Date	Topic	Status
	Team Planning and Documentation Preparation	Completed
	Project Scope	Completed
	Project Plan and SOW Review	
ed Homework		

Delivery Phase

Enterprise Package Configurations

Date	Topic	Status
	Project Maintenance	
10/3/2023	Enterprise Package Configurations	Status

	Company Default Settings	Completed
	Provide Project Team User Access	
	Create User Profiles	Completed
	Provide Direct Link	Completed
	Job Codes	
	Define & Tokenize Job Codes	In Progress
	Configure Test Data	
	Test Employee Profile / Role	Completed
	Test Job codes	Completed
ed Homework		
12/1/2023	**Enterprise Package Configurations**	**Status**
	Review & Import Job Code List	In Progress
	Review & Configure Employee Roles	In Progress
	Define & Configure User Roles	In Progress
	User Employee Access	
	Generate User Import Template	Completed
	Employee Profile Import Template	Completed

ed Homework		
12/15/2023	**Enterprise Package Configurations**	**Status**
	Import Employee List	Completed
	Import Job Code List - Ready for import	Completed
	Configure Overtime (Job Code)	In Progress
	Schedules	
	Recurring Schedule	
	Auto Transfer	
ed Homework		
1/12/2024	**Enterprise Package Configurations**	**Status**
	Employee Roles	

	Assign Job Codes	In Progress
	Overtime	In Progress
	Rounding	In Progress
	Exceptions	In Progress
	Configure Overtime	In Progress
ed Homework		
1/26/2024	Enterprise Package Configurations	Status
	Job Codes	
	Job Codes Settings - Ask for Cost Code	Completed
	Comp time Toggling	Completed
	Cost Code Groups	
	Cost code List	In Progress
	Employee Role	
	Overtime review	In Progress
2/9/2024	Enterprise Package Configurations	Status
	SSO	In Progress
	Auto Import	In Progress
	Web Clock	In Progress
	Test Clock Operations/Test Badges	In Progress
	Physical Clock Install	On Hold
	Test Clock Operations/Test Badges	On Hold
	Overtime (Fire department)	In Progress
ed Homework		
3/8/2024	Enterprise Package Configurations	Status
	Accruals	
	Create Accrual Banks	Completed
	Assign Usage Code	Completed
	Set negative balance thresholds	Completed

	Assign Accrual Banks to Employee Roles	In Progress
	Request Templates	
	Holidays	
ed Homework		
4/5/2024	Enterprise Package Configurations	Status
	User Configuration	
	User profile review	Completed
	User Role configuration	Completed
	User Import template	Completed
	Employee Role	
	Employee role review	Completed
4/19/2024	Enterprise Package Configurations	Status
	Schedules	
	Recurring schedule	
	Auto transfer	
	Auto import	
	Template creation	
	User Configuration	
	Role check in	
ed Homework		
5/3/2024	Enterprise Package Configurations	Status
	Auto import	
	Import test	
	System Readiness Eval	
	Pilot Discussion	
ed Homework		

Add-on Configurations

Date	Topic	Status
	Project Maintenance	
	Add-on Configurations	**Status**

Hardware Configurations

Date	Topic	Status
	Project Maintenance	
	Hardware Configurations	**Status**
	MobileClock/Kiosks	
	Test Clock Operations/Test Badges	
	Geofence Groups/Restrictions	
	Physical Clock Install	

Training

Date	Topic	Status
	Project Maintenance	
	TCP Training Preparations	
	Create Training Plan	
3/22/2024	**Pilot Training**	
4/26/2024	**Train Payroll Personnel**	
4/26/2024	**Train Managers**	

5/3/2024	Train Employees	

Testing (Pilot- SME)

Date	Topic	Status
	Project Maintenance	
3/22/2024	Pilot Group Time Collection	Status
	Week 1	
4/5/2024	Pilot Group Time Collection	Status
	Week 2	
4/19/2024	Go/No Go Meeting	Status
	Initial Payroll Validation	

Go Live/Roll out

Date	Topic	Status
	Project Maintenance	
5/3/2024	Go Live/Roll Out	Status
	Week 1	
5/17/2024	Go Live/Roll Out	Status
	Week 2	
5/31/2024	Final Payroll Validation	Status

Transition Phase

Date	Topic	Status
6/14/2024	Complete Project Review	
6/28/2024	Conduct Project Closing Meeting	

Pay Mod Development

Date	Topic	Status
	Custom Pay Export	

Total Hours	









Tri-State Marker restoration and plaque upgrade costs are shared equally by the Missouri Society of Professional Surveyors, the Missouri County Surveyors Association, and the CVB.

Tri-State Marker - Revised History Plaque.

This point was established in 1857 by an 800-member expedition starting at the southwest corner of Missouri and working north. The party included soldiers, teamsters, cooks, astronomers, and surveyors. The expedition to this 40-mile point took nearly six months, being hampered by rough terrain, heavy timber, and high water.

The stone marker was built by the National Youth Administration in 1938. The original plaques read Missouri 1821 on the East, Oklahoma 1907 on the South, Kansas 1861 on the North, and on the West side, a description of why and how the point was established. The location was rectified in October 2004, when the Missouri Association of County Surveyors found the actual convergence to be 50 feet to the East.

Here, it is possible to stand atop the convergence of Missouri's western border, the northeast corner of Oklahoma, and the southeast corner of Kansas. In total, Missouri has 10 "tri-state" corners around its borders. However, of these 10, only two are on dry land (8 locations are under the waters of the Mississippi or Missouri Rivers). The two "dry" corners are both in Southwest Missouri. In addition to the Missouri/Oklahoma/Kansas corner, further south of Joplin is the Missouri/Oklahoma/Arkansas corner."

TELL US ABOUT YOUR TRIP TO JOPLIN

SCAN THE QR CODE BELOW TO SHARE YOUR FEEDBACK!

VISIT JOPLIN MO .COM

