JOPLIN CITY COUNCIL
WORK SESSION
MONDAY, MARCH 10, 2025
5TH FLOOR COUNCIL CHAMBERS
602 S. MAIN ST.
5:45 P.M.

Notice is hereby given that the City Council of the City of Joplin, Missouri, will hold a work session beginning at 5:45 p.m. on Monday, March 10, 2025, in the 5th Floor Council Chambers, 602 S. Main Street to discuss the topics below. This meeting can be viewed via livestream at http://www.joplinmo.org/182/Video-Multimedia

AGENDA

1. Update from Proposition Action Committee
2. Follow up on Council Retreat
3. Community Revitalization/Declining Neighborhoods
4. CIST Update/Parks Update

Notice posted at 12:00 pm on this 6th day of March 2025. (RSMo 610.020)

The City of Joplin is committed to comply with the Americans Disability Act. The Joplin City Council Chambers is wheelchair accessible. Request for reasonable special accommodations must be made 48 hours prior to the meeting. Please email the City Clerk's office at hnagy@joplinmo.org or call (417) 624-0820 ext. 1220 for assistance.

Ad Omnia Parata

JOPLIN
MISSOURI

Proposition Action Council Update

March 10, 2025

Background:

- City Manager's Listening Tour: Fall 2020
- City Council Retreat: November 30, 2020
- Adoption of Action Plans: May 17, 2021 (Resolution: 2021-12)
- Use Tax Election: November 2021
- Feedback from citizens in the lead up to the election, desired external oversight
- 'Prop Action' Oversight Committee began meeting: January 5, 2022

JOPLIN MISSOURI

Implementation:

- Use Tax revenues were pledged for the implementation of Action Plans
- ARPA and other grant opportunities accelerated and strengthened plans
- To date, 13 of the 45 action plans are ‘complete’
- Significant operational changes were needed (staffing capacity)

JOPLIN MISSOURI

Revenue to Date:

- Use Tax mirrors the Local Sales Tax "Buckets" as approved by Joplin Voters

DESCRIPTION	ACTUAL GENERAL 1%	ACTUAL PUBLIC SAFETY-1/2%	ACTUAL PENSION 1/2%	ACTUAL PARKS & SW-1/4%	ACTUAL TST-1/2%	ACTUAL CIP-3/8%	ACTUAL GRAND TOTAL
Collections:							
Fiscal Year 2022	1,115,241	557,621	557,621	278,810	557,621	418,216	3,485,130
Fiscal Year 2023	1,811,596	905,798	905,798	452,899	905,798	679,349	5,661,238
Fiscal Year 2024	2,131,367	1,065,684	1,065,684	532,842	1,065,684	799,263	6,660,522
Fiscal Year 2025	501,344	250,672	250,672	125,336	250,672	188,004	1,566,699
Total Revenue	5,559,548	2,779,774	2,779,774	1,389,887	2,779,774	2,084,831	17,373,589

Expenditures to Date (as of Jan 31, 2025):

One-Time Expenditures:	*General*	*Public Safety*	*Pension*	*Parks/SW*	*TST*	*CIP*	*Total*
Communications Videos	8,177						8,177
Homeless Strategic Plan	71,592						71,592
Say No Signs	2,480						2,480
Community Revitalization Implementation	490,817						490,817
Broadband Implementation	256,296						256,296
ESC Home Repair Implementation	28,321						28,321
Joplin Regional Health Alliance	12,500						12,500
Communications First Time Capital	94,711						94,711
Communications Building Improvements	403,621						403,621
Legal First Time Capital	3,347						3,347
Building Regulations First Time Capital	98,806						98,806
Finance First Time Capital	11,432						11,432
Finance Building Improvements	36,279						36,279

JOPLIN MISSOURI

Expenditures to Date (as of Jan 31, 2025):

One-Time Expenditures:	*General*	*Public Safety*	*Pension*	*Parks/SW*	*TST*	*CIP*	*Total*
Municipal Court First Time Capital	4,975						4,975
Neighborhood Improvement Building Improvements	167,754						167,754
Neighborhood Improvement First Time Capital	106,433						106,433
CDFI Fee	10,000						10,000
Police Positions First Time Capital Equipment		133,536					133,536
Police Equipment for Strategies		111,718					111,718
Fire Positions First Time Capital Equipment		4,801					4,801
Park Ranger First Time Capital Equipment				103,479			103,479
Beautification-Main Street Trees				113,057			113,057
Beautification-4th & Murphy				-	29,150	24,569	53,719
Beautification-Banners					4,492		4,492
Neighborhood Cleanup					2,786		2,786
Sub-Total One-Time Expenditures	1,807,540	250,055	-	216,536	36,428	24,569	2,335,129

Expenditures to Date (as of Jan 31, 2025):

Ongoing Expenditures:	*General*	*Public Safety*	*Pension*	*Parks/SW*	*TST*	*CIP*	*Total*
Communications Personnel (4)	233,737						233,737
Communications Operational Costs	43,082						43,082
Legal Personnel (1)	31,555						31,555
Legal Operational Costs	1,858						1,858
Building Regulations Personnel (5)	381,728						381,728
Building Operational Costs	18,263						18,263
Finance Personnel (1)	44,103						44,103
Finance Operational Costs	2,014						2,014
Municipal Court Personnel (1)	39,254						39,254
Municipal Court Operational Costs	849						849

JOPLIN MISSOURI

Expenditures to Date (as of Jan 31, 2025):

Ongoing Expenditures:	*General*	*Public Safety*	*Pension*	*Parks/SW*	*TST*	*CIP*	*Total*
Neighborhood Improvement Positions (4)	348,026						348,026
Neighborhood Improvement Operational Costs	37,468						37,468
Police Positions (6)		613,390					613,390
Police Operational Costs		41,356					41,356
Fire Positions (3)		552,364					552,364
Fire Operational Costs		45,408					45,408
Pension Payments (as stipulated by tax)			2,779,775				2,779,775
Park Rangers (2)				204,929			204,929
Park Ranger Operational Costs				10,608			10,608
Sub-Total Ongoing Expenditures	1,181,937	1,252,518	2,779,775	215,536	-	-	5,429,766
Total Expenditures	2,989,477	1,502,573	2,779,775	432,072	36,428	24,569	7,764,895

JOPLIN MISSOURI

Upcoming Commitments:

Remaining One-Time Budget/Commitments:							
Less One-Time Expenditures:							
Broadband Implementation Oversight	580,601						580,601
Home Repairs Oversight	321,679						321,679
Joplin Regional Alliance for Healthcare (JRAH)	237,500						237,500
Homelessness/ESC Agreement	125,000						125,000
Communications Dept-Employee Intranet Website	50,000						50,000
Building Regulations Capital New Employees	78,900						78,900
CDFI Proposal	5,000						5,000
Lead Hazard Grant Match	350,000						350,000
Police First Time Capital New Employees		134,590					134,590
Police Automatic License Plate Reader		34,000					34,000
Police Evidence Storage System		300,000					300,000
Fire First Time Capital New Employee		62,000					62,000
Beautification - Ewert Park				1,100,000	674,276	1,948,575	3,722,851
Beautification - DORA				16,227			16,227
Beautification - Banners		-			30,000		30,000
Beautification - Tin Cup Bridge/Trail					1,548,416		
Beautification - 4th & Murphy					222,580	232,378	454,958
Beautification - 10th & Main	-				500,000	500,000	1,000,000
Total One-Time Budget/Commitments	1,748,679	530,590	-	1,116,227	2,975,272	2,680,953	7,503,305
BALANCE	**821,392**	**746,611**	**(1)**	**(158,413)**	**(231,926)**	**(620,691)**	**2,105,388**

JOPLIN MISSOURI

Status Update:

CITY OF JOPLIN
ACTION PLAN PRIORITIZATION
As of December 2, 2024

Action Plan	GOAL	STRATEGY	RANK	SOURCE	STATUS
Review Building Codes	Improve Community Appearance	Strategy - 5	1.4	General	Complete!
Update: Building/Property Maintenance Code review is complete. Recommendations and new property maintenance code adopted by City Council.					
Review Zoning Codes	Improve Community Appearance	Strategy - 3	1.5	General	Complete!
Update: The new Zoning Code was adopted by the City Council on August 1, 2022 and became effective on August 2, 2022.					
Joplin Homeowners Assistance Program	Address Declining Neighborhoods	Strategy - 9	1.5	General	Complete!
Update: Program received State and City ARPA Grant Funding. $3,000,000 will be deployed for down payment and closing cost assistance. Soft launch 1st week of May 2024.					
Operational Assessment	Increase Economic Development	Strategy - 2	1.8	General	Complete!
Update: Operational Assessment is complete. First recommendation advanced was to add 7 positions in Planning, Community Development and Building to address Action Plans, which is complete.					
Drug Enforcement	Reduce Crime & Increase Safety	Strategy - 10	1.4	Public Safety	Complete!
focus on neighborhood level issues such as drugs, thefts, and other public nuisances.					
Traffic Safety	Reduce Crime & Increase Safety	Strategy - 2	1.5	Public Safety	Complete!
Update: HMV grant is ongoing to help with traffic safety and officers are receiving double time through the grant for special traffic enforcement details.					
Community Engagement	Reduce Crime & Increase Safety	Strategy - 4	1.5	Public Safety	Complete!
Update: Meetings with business owners regarding problem areas across the city. Bike patrols summer 2024. Downtown Patrol being discussed. Mental Health/Social Outreach police officers in place.					

JOPLIN MISSOURI

Status Update:

CITY OF JOPLIN
ACTION PLAN PRIORITIZATION
As of December 2, 2024

Action Plan	GOAL	STRATEGY	RANK	SOURCE	STATUS
Police Visibility	Reduce Crime & Increase Safety	Strategy - 5	1.5	Public Safety	Complete!
Update: License Plate Readers were authorized and have been purchased (10). Installation is ongoing. Both Pole cameras have been purchased as well. New park facilities incorporating. As police staffing allows, bicycle officers will be deployed along the downtown business corridor to address public safety concerns and foster community outreach.					
Training and Assistance	Reduce Crime & Increase Safety	Strategy - 3	2.0	Public Safety	Complete!
Update: Full-time Bailiff position has been added and position is filled.					
Analytics	Reduce Crime & Increase Safety	Strategy - 7	2.3	Public Safety	Complete!
Update: Crime Analyst position was made full-time with the addition of an administrative assistant to help with CALEA. Both positions have been filled.					
Park Security Position	Reduce Crime & Increase Safety	Strategy - 14	1.3	Parks/SW Sales Tax	Complete!
Update: Park Ranger positions have been filled January 30, 2023. Training of new personnel has occurred. Park Ranger vehicles received. Third Park Ranger position has been hired, park coverage expanded to 6am - 11pm					
Complete Streets	Improve Community Appearance	Strategy - 7	1.3	TST/CIP	Complete!
Update: The City Council approved a complete streets ordinance in January 2022. This ordinance will help guide the design of future capital improvement projects.					
Limb Drop Off	Improve Community Appearance	Strategy - 9	2.8	TST	Complete!
Update: Frequency of drop off site access hours being increased. Signage being developed. Drop Gate replaced.					

JOPLIN MISSOURI

Status Update:

CITY OF JOPLIN
ACTION PLAN PRIORITIZATION
As of December 2, 2024

Action Plan	GOAL	STRATEGY	RANK	SOURCE	STATUS
Neighborhood Improvement Zone	Address Declining Neighborhoods	Strategy - 2	1.3	General	In Progress
Update: New Supervisor and additional Officers have been hired. The team is actively working in census track neighborhood priority zones.					
Annexation	Increase Economic Development	Strategy - 1	1.4	General	In Progress
Update: Representatives for the City have been actively approaching property owners along the City's corporate limits to determine interest in annexation. Property must be contiguous to existing corporate limits and requires the delivery of sewer infrastructure. City has annexed two significant residential areas. Two large tracts of land near I-249 and 7th Street were recently annexed. Additional properties near Wildwood Ranch will be annexed soon. Land recently purchased by JIDA for a new industrial park will be annexed within the next few months.					
Modernize Revenue Sources	Resilient Revenue	Strategy - 1	1.4	General	In Progress
Update: The City has diversified revenue by adding the Use Tax and Marijuana Tax. Staff is continuing to identify further revenue diversification opportunities. Prop B renewal is next opportunity.					
Homeless Service Provider Dialogue	Address Homelessness	Strategy - 4	1.5	General	In Progress
Update: City funded strategic plan completed to help guide community-wide efforts to address the needs. Commision founding is nearly complete, organization bylaws completed. Funding being transferred to Commission and PSA target execute December 2024. Position hired 1st Qtr. 2025. Mental Health/Social Outreach police officers in place with Ozark Center.					
Housing Revitalization Plan	Address Declining Neighborhoods	Strategy - 1	1.5	General	In Progress
Update: Reimbursement for 11 demolitions and for the construction of 11 new homes have been completed. Another 9 properties are in construction or waiting for a the home to be sold before reimbursement is paid.					
Rental Property Inspection & Permitting	Address Declining Neighborhoods	Strategy - 11	1.5	General	In Progress
Update: Full implementation of property maintenance code will occur in 2025. New project manager is researching other communities' rental licensing and inspection programs.					

JOPLIN MISSOURI

Status Update:

CITY OF JOPLIN
ACTION PLAN PRIORITIZATION
As of December 2, 2024

Action Plan	GOAL	STRATEGY	RANK	SOURCE	STATUS
Smart Cities	Increase Economic Development	Strategy - 4	1.5	General/TST/Grants	In Progress
Update: Allo Broadband Agreement approved March 2024 and construction is currently underway.					
Maintain Private Properties	Address Homelessness	Strategy - 3	1.5	General	In Progress
Update: Properties are targeted through normal Code Enforcement operations. Large properties are addressed through correspondence, cleanup, in collaboration with Police and trespass affidavits.					
Home Repair Program	Address Declining Neighborhoods	Strategy - 4	1.6	General	In Progress
Update: Program received State and City ARPA Grant Funding. $2,000,000 was approved for home repairs. City signed an agreement in Aug. 2024 with ESC to help the city manage the program. By the ESC received 100 applications. We have expended over $69,000 for roof repairs/replacement, new HVAC, windows and several misc. repairs.					
Beautification Study	Improve Community Appearance	Strategy - 6	1.7	General	In Progress
Update: Public Works infrastructure improvements now include beautification opportunities. The first major beautification project at 4th and Murphy is currently underway. A standardized Tree Maintenance and Planting Policy is completed and Main Street Tree Replacement Project is nearly complete November 2024. 10th and Main Project is under design. 4th and Murphy underway. city limit signage replaced and banners program implemented on Officer Jake Reed Memorial Bridge, and Main St., Broadway, and Murphysburg underway.					
Vacant Lot Inventory	Address Declining Neighborhoods	Strategy - 7	1.9	General	In Progress
Update: Position filled May 2024; Land Bank currently being updated. Surplus Property sales underway.					
Review Other City Codes	Address Declining Neighborhoods	Strategy - 3	2.1	General	In Progress
currently underway.					
Litigation Tools	Address Declining Neighborhoods	Strategy - 12	2.1	General	In Progress
Update: Legal position hired. Internal workgroup reviews high priority cases.					

JOPLIN MISSOURI

Status Update:

CITY OF JOPLIN ACTION PLAN PRIORITIZATION As of December 2, 2024					
Action Plan	**GOAL**	**STRATEGY**	**RANK**	**SOURCE**	**STATUS**
County Lot Transfer Program	Address Declining Neighborhoods	Strategy - 8	2.3	General	In Progress
Update: Legal position hired; City is working with County on developing the transfer program parameters.					
Fire Safety (Reduced Response Time)	Reduce Crime & Increase Safety	Strategy - 13	1.4	Public Safety	In Progress
Update: Station 7 officially opened on February 1, 2024 and is staffed 24/7/365. The Use Tax provided us with 3 new Swing Captain positions that are utilized to maintain full staffing levels. The result of these changes initially is that we are providing a 4th person more often at Station 6, than in the past. However, we still are not in a position that we can guarantee a 4th person every day, as the Swing Captain position moves around to cover for leaves of absence. We are still actively working towards always having the 4th person on Engine 6. Collective Bargaining five-year agreement has been adopted, improving pay and outlining the ability to retain Pension Plan employees, transitioning to LAGERS.					
Community Outreach & Education	Reduce Crime & Increase Safety	Strategy - 1	1.4	Public Safety	In Progress
Update: Sgt. completed CPTED training April 2024.					
Technology	Reduce Crime & Increase Safety	Strategy - 6	1.8	Public Safety	In Progress
Drone has been purchased and is in service.					

JOPLIN MISSOURI

Status Update:

CITY OF JOPLIN
ACTION PLAN PRIORITIZATION
As of December 2, 2024

Action Plan	GOAL	STRATEGY	RANK	SOURCE	STATUS
Reduce Number of Vacant & Dangerous Buildings	Address Declining Neighborhoods	Strategy - 6	1.1	General	Partially In Progress
Update: Dangerous Building Inspector is hired. Demolitions are proceeding with additional funding. Vacant housing windshield survey completed for 2 census tracts. Additional staffing approved to fully implement in 2025.					
Maintain City Properties	Address Homelessness	Strategy - 2	1.5	General	Partially In Progress
Update: Staff has created a city map of active, inactive, and cleaned up illegal encampments. A GIS layer is complete and being regularly updated. Encampment clearing procedure has been developed. Cleaned public properties are incorporated into ongoing operations like recently completed 4th and Murphy, smaller encampments on park properties.					
Positive Marketing of City	Increase Economic Development	Strategy - 3	1.5	General	Partially In Progress
Update: Communications Assessment is complete. Director hired April 2024. Team is fully staffed. Department plan presented to Council in July. Research phase of website redesign in progress, tentative to report findings by May of 2025 with recommendations regarding whether to remain with Civic Plus for website redesign from scratch, or to go out to bid for new website on different CMS platform. Multiple communications efforts underway. Print newsletter has been redesigned to be more reader-friendly. Monthly email newsletters for community launched for November 2024. Monthly email newsletter for city staff also launched in November 2024. Video content plan developed and several episodes have been shared with the public, more coming. Expansion and coordination of social media activity in progress. Annual 2025 end-of-year video underway. The department is in progress on development/drafting of policies and procedures, to launch monthly data reporting soon, in progress to begin developing marketing plans for each city department to assist in meeting their goals. Will seek to establish professional service contracts for supplemental publication design, video, and photography services where needed in order to achieve strategies to be identified for each department's marketing plan. Will also seek to get an ad buyer/placer under contract to assist with advertising spend for our various marketing campaigns. Content for campaigns may be written and designed by MarCom staff or by contractors, but should be approved by the MarCom Director and the relevant department heads before applying any advertising spend.					

JOPLIN MISSOURI

Status Update:

CITY OF JOPLIN
ACTION PLAN PRIORITIZATION
As of December 2, 2024

Action Plan	GOAL	STRATEGY	RANK	SOURCE	STATUS
Review Signage Codes	Improve Community Appearance	Strategy - 4	1.7	General	Partially In Progress
Update: Sign Code review process has been outlined. Citizen Stakeholders Committee formed to assist with the review. Review will begin fiscal year 2025.					
Donation Education	Address Homelessness	Strategy - 1	2.2	General	Partially Complete
Update: Signage finalized and deployed in September 2023 encouraging support to non-profit organizations. Leadership Team being organized and coordinating with strategic plan workgroups and Coalition partners. State did not approve full implementation of signage on MODOT ROW. Signage placed in Parks, on shelters, and facilities.					
Recruitment and Retention	Reduce Crime & Increase Safety	Strategy - 11	1.1	Public Safety	Partially In Progress
Update: A recruitment incentive program was created and approved by the City Council in June 2021. The program granted a $5,000 pay incentive to sworn police officers transferring to the Joplin Police Department. The program was updated to a $10,000 pay incentive effective April of 2022. Collective Bargaining five-year agreement has been adopted, improving pay and outlining the ability to retain Pension Plan employees, transitioning to LAGERS. There are currently 11 Officer positions unfilled as of March, 2025.					
Adequate Staffing	Reduce Crime & Increase Safety	Strategy - 15	1.2	Public Safety	Partially In Progress
Update: Resource allocation study that identified potential improvements for PD's staffing and operations was completed and presented in March 2022. City is working to incorporate those findings into this action plan. The Police Department added one Sergeant and one Corporal position, along with a full-time Bailiff and a full-time Crime Analyst. The recommended authorized strength for the PD is now 132. Current authorized with two additional positions for Budget year 2025 is 115. Those positions will be filled based on increased authorized strength as approved by city management. $10,000 hiring incentive implemented.					
Habitual Offender Identification	Reduce Crime & Increase Safety	Strategy - 8	1.7	Public Safety	Partially In Progress

JOPLIN MISSOURI

Status Update:

CITY OF JOPLIN
ACTION PLAN PRIORITIZATION
As of December 2, 2024

Action Plan	GOAL	STRATEGY	RANK	SOURCE	STATUS
Facilities	Reduce Crime & Increase Safety	Strategy - 9	2.5	General/Public Safety	Partially In Progress
Update: SFS, partnering with Corner Greer, has been engaged to complete the facilities assessment. The assessment has been completed and presented to City Council. Early facility maintenance priorities were identified with City Hall, Museum, Justice Center, and Central Garage Improvements underway and proposed. Advancing Museum HVAC and Central Garage upgrades. Justice Center plumbing and HVAC updates underway and overall facility renovation/replacement on hold. Funds have been allocated to engage the services of an architectural consultant to draw up plans for a new training building at the police firing range.					
Environmental Design of Public Properties	Reduce Crime & Increase Safety	Strategy - 12	2.2	Parks/SW Sales Tax	Partially in Progress
Update: Park Security Lighting has been included in the FY 2025 budget and initial system design initiated with Ewert Park rehabilitation. With initial system design complete looking to have RFP issued in January/February 2025.					
City Properties Maintained	Address Declining Neighborhoods	Strategy - 5	1.5	TST/Parks/SW	Partially in Progress
Update: Park Maintenance Operations and Standards have been developed. Beautification positions were added to the FY 2023 budget. The positions have been filled. Beautification is being incorporated system-wide and tree planting and maintenance policy created.					

JOPLIN MISSOURI

Status Update:

CITY OF JOPLIN ACTION PLAN PRIORITIZATION As of December 2, 2024					
Action Plan	**GOAL**	**STRATEGY**	**RANK**	**SOURCE**	**STATUS**
Adopt-A-Street	Improve Community Appearance	Strategy - 1	2.2	General	Not Started
Public Art Incentives	Improve Community Appearance	Strategy - 8	2.3	General	Not Started
Update: Coordinate a discussion with partners and area non-profits. RFOP for 10th and Main underway.					
Tenant Bill of Rights	Address Declining Neighborhoods	Strategy - 13	2.3	General	Not Started
Update: Staffing to implement this Action Plan will be proposed for FY 2024 budget.					
Museum and Cultural District	Resilient Revenue	Strategy - 2	2.3	General	Not Started
Residence & Business of the Month	Improve Community Appearance	Strategy - 2	2.7	General	Not Started
Develop Phased Approach Rentals	Address Declining Neighborhoods	Strategy - 10	2.1	General/Public Safety	Not Started

JOPLIN MISSOURI

The Why:

Proposition Action: *Listening to You*

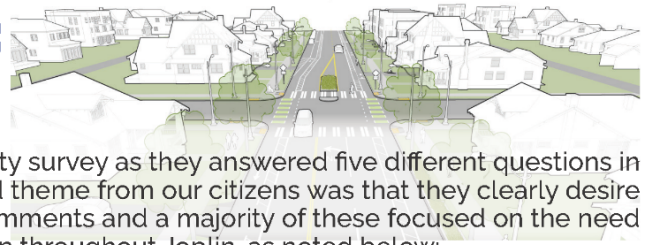

In 2020, citizens provided vital feedback to a City survey as they answered five different questions in the City Manager's Listening Tour. The repeated theme from our citizens was that they clearly desire an improved Joplin. There were some 7,000 comments and a majority of these focused on the need for community improvements and beautification throughout Joplin, as noted below:

- *"Clean up blighted neighborhood areas, address the dangers that these areas cause."*
- *"Keep neighborhoods clean and cared for, and don't let lots, rental properties, and buildings become overgrown and dilapidated."*
- *"Make absentee landlords responsible for maintaining their properties."*
- *"Neighborhood cleanup...People taking pride in their homes, yards, businesses."*
- *"I'd like to see the empty lots and buildings be occupied."*
- *"Need more activities, art and positive change."*
- *"Each new business should be required to plant trees, shrubs, or flowers and beautify their space."*
- *"The City could encourage entrepreneurial efforts within the City to increase new jobs."*
- *"Tear down empty buildings or incentivize renovating them."*
- *"It is sad to see a city allow homes to deteriorate into disrepair. Better enforcement of city codes and possibly grants for home improvement."*
- *"Seeing boarded up houses and commercial buildings make the City look horrible."*
- *"The City could focus on infrastructure improvements, specifically empty houses and buildings."*
- *"Improved community engagement with police officers."*
- *"There are some street issues and I do not see many police around town."*
- *"Drug use is rampant and property crimes, such as petty thefts are out of control."*
- *"Dealing with the homeless – the parks are beginning to be overtaken by these people who sleep, eat, and lay out all of their belongings."*
- *"If we want young people and more tech-oriented companies, which is the future, we must upgrade our internet capabilities and make our community more attractive to the demographic of modern America."*

Hearing this strong message from our citizens to move Joplin forward, City Council members based their City Goals on the foundation of creating a more attractive and improved city for our future.

City of Joplin Goals: (set by City Council, 11-30-20)

- Improve community appearance
- Address declining neighborhoods
- Increase economic opportunities for all
- Address homelessness
- Reduce crime and increase safety
- Create and grow resilient revenue to improve city service levels and maintain infrastructure

JOPLIN MISSOURI

Questions?

JOPLIN
MISSOURI

Joplin City Council
Planning Session

Conducted December 12 – 13, 2024

Final Report

JOPLIN
MISSOURI

January 16, 2025

O'BRIAN & ASSOCIATES, LLC

Joplin City Council Planning Session, Dec. 12-13, 2024
Final Report

Background:

The Joplin City Council conducted a day and one-half planning session on December 12 and 13, 2024. The prior planning session was conducted in 2020, resulting in the development of six priority areas, or pillars, on which the council at that time wished to focus. These pillars included:



In considering the December session, the City Council and staff wanted to ensure that the current priorities were being addressed and that new priorities and actions would meet the needs of residents and businesses. It was also noted that the City has been very successful in obtaining numerous Federal and state grants, many of which have short-time frames for projects to be completed. Consequently, new priorities and actions developed through the process needed to build on existing opportunities.

In developing the planning process, O'Brian and Associates considered opportunities for Council members to provide input on their perceptions of current successes and opportunities as well as weaknesses that need to be addressed. Also, to give participants a baseline for discussion, historical and trend data on population and employment growth and the economy were developed for the City, the Metropolitan Statistical Area (MSA) and, for comparison, other cities and MSA's in the state.

To help improve Council members interactions internally and with the public, O'Brian & Associates also brought in Motive Matters, with speakers Van and Tammy Benson. In this process, Council members and the City Manager took the color code personality test and had the opportunity to learn what their colors mean and how that understanding can help them individually and as a group discuss and address the myriad of issues with which the Council deals.

Finally, as per the City's request for proposal that indicated a desire to hear from leadership in a growing community larger than Joplin, two speakers were brought to the planning session. Mayor Bart Castleberry of Conway, AR, a city somewhat larger than Joplin, and Mick Cornett, former three-term mayor of Oklahoma City and author of the book *The Great American City* were asked to bring their insights on attributes of good communities.

The sessions were conducted at Missouri Southern State University's Senator Ron Richard Athletic Center (day one) and at Kansas City University-Joplin's medical and dental colleges (day two). A thank you to both university's for making their facilities available for these sessions.

First Session 12-12: Missouri Southern State University

Review of Progress:

Following the agreement of the six priority pillars in the prior Council planning process in 2020, city staff and Council developed and approved nearly fifty action steps to advance those areas. These action steps were also the basis for the 2021 public campaign in which the citizens approved implementation of a use tax to help address the needs. To set the basis for the planning, City Manager Nick Edwards reviewed progress to-date on the action steps. Highlights are as follows:

- To date, 10 of the 45 action plans created are complete.
- Of the action plans not yet started, the Rental Inspection Program (Action Plans 10 &11) remains as one of the more significant undertakings requiring additional resources and creating workload.
- Use Tax revenues have seen substantial growth in the last few years but have begun to flatten.
- The Action Plan Oversight and Implementation Committee meets regularly and provides feedback on the progress.

Attached to this report is the summary of the original action plans and their status

Motive Matters:

Prior to the session, Council members and the City Manager were encouraged to take the Motive Matters color code personality assessment. Several members had taken the assessment previously and noted they found it beneficial.

At the planning session, Van and Tammy Benson presented each participant with their primary and secondary personality assessments, based on color, as noted in the chart.

Name		Primary	Secondary
Joshua	Bard	yellow	red
Doris	Carlin	red	yellow
Charles	Copple	blue	white
Keenan	Cortez	blue	white
Josh	DeTar	yellow	red
Nicholas	Edwards	white	blue
Ryan	Jackson	blue	red
Doug	Lawson	yellow	red
Gary	Shaw	white	blue
Mark	Farnham	-	-

Then they conducted an approximately three-hour session to assist Council members and the City Manager to better work together by improving communication.

Van walked through the key attributes of the colors and how they interact for an individual and then as a group.

Van talked about how the personality types have different styles of communication as well as different responses to receiving and considering information and how that impacts discussions within groups. He noted that having a better understanding of communication styles can help the council members with their own interactions and with staff and also in their engagement with the public.

Mayor of Conway, AR

The first session concluded with a presentation from the Mayor of Conway, AR, Bart Castleberry. Mayor Castleberry recounted the city's efforts in economic development two decades ago that led to the realization that Conway was not perceived as a good place to live and, consequently, not a good place for a company to place a new operation.



Castleberry described a number of initiatives undertaken by the City to improve infrastructure and connectivity. He noted the focus on improving the infrastructure in and appearance of downtown, which has resulted in more small businesses there. He pointed out that infrastructure work was not limited to downtown but also improved across the city, especially to establish areas for new growth. He also noted improving transportation, including walking and biking, tying the three colleges more closely to downtown and other community amenities. Castleberry also noted that the city had worked on community appearance, including beatification, to make the city more aesthetically pleasing. He noted the city and individual businesses have done murals on their buildings and the city has added plantings and statuary to the downtown.

Second Session 12-13: Kansas City University – Joplin

KCU Presentation and Tour:



Dr. Rick Schooler, Vice President of KCU-Joplin campus, welcomed the group and gave a brief background on the medical and dental colleges in Joplin. He noted the medical college has students from forty-three states and Canada. Nearly 100 of the 600 students come from Missouri and fifty of the current students come from MSSU, noting the close relationship of the two schools. He pointed out that the medical college enrollment, Kansas City and Joplin campuses together, makes KCU the fourth largest medical college in the U.S. He point out the medical and dental colleges in Joplin together have nearly 800 students currently and more than 150 full and part-time staff. There are thirty-nine full-time faculty and an additional seventeen adjunct faculty. Currently the two schools together have well over $100-million economic impact on the community. Dr. Schooler noted the dental school is continuing to ramp up to more than 300 students and additional programs are being planned.

Population and Economic Trends:

Rob O'Brian presented information on population and the economy to the group as a foundation for the planning discussion. The full presentation is attached to this document. Key takeaways from the data includes:

- Joplin has shown consistent growth in population and, more slowly, in jobs since 2000.
- Joplin's population was impacted by the 2011 tornado, with a drop of nearly 4%. This loss recovered by 2016 and growth has continued since then.
- Joplin's growth was not as strong as other cities in the Joplin metro region from 2000 to 2020. These cities, Carl Junction, Carthage, Webb City and Neosho grew significantly faster than Joplin.
- Even setting tornado aside, Joplin did not grow as quickly as the above communities in the MSA. Had it been positioned to capture 40% of the growth in the other communities, it would be over 60,000 today.
- However, Joplin's population grew 2.6% from 2020 to 2023, marking solid growth and tying for second with Columbia, among the eight core Missouri MSA cities in percent growth during the period. From 2000 – 2020 Joplin was 5th.
- If the current growth rate is sustained, the population will grow nearly 9% by 2030, similar to the growth from 2000 – 2010.
- Joplin's job base was hurt, as with most cities and metro areas, by the 2009 economic downturn and by the pandemic, which itself wiped out all growth since 2000. Joplin recovered all jobs and has grown substantially since then, now exceeding 2019 employment.
- Joplin's population of 53,000 is 29% of the total, two county MSA population of just over 184,000. In the Joplin zip codes, more than 43,000 people are employed, nearly half of the 88,000+ employment in the MSA.
- The Joplin MSA jobs base saw the same impacts from the pandemic. However, growth from 2020 to 2023 ranked second among the Missouri eight metro areas, tied with Columbia.
- The addition of Cherokee County to the metro area by the Census Bureau in 2023 put the "new" metro jobs increase first among the eight. Actual number of jobs increased from 88,000+ to 95,000+.
- Both the City of Joplin and the Joplin MSA have the same top three employment sectors: Manufacturing, Health Care & Social Services & Retail Trade. The top ten of the twenty-one business sectors account for 88% to 89% of all employment in both.
- The Joplin metro Gross Regional Product has not functionally grown since 2019, while six of the other metros have seen good to substantial growth.

City Council Survey:

As preparation for the planning session, the Council members were given a survey regarding their priorities as well as strengths and weaknesses of the council and threats to and opportunities for the community. The full survey results presentation is attached. Key takeaways from the survey include:

- Council members were asked to rank the six pillars above in order of importance. The results from first to last: Crime & Safety, Economic Development, Resilient Revenue, Community Appearance, Declining Neighborhoods, Addressing Homelessness
- In terms of receiving positive comments from constituents, council members indicated the top three areas are: Public Safety, Economic Development, Removal of Blighted Structures.
- In terms of receiving negative comments from constituents, council members indicated the top three areas are: Public Safety, Existing Blighted Structures, and Parks, Trail, and Amenities.
- When asked about efforts in which they take pride Council members noted: Bolster public safety and police and fire and compensation (2), willingness to grow and move forward, honoring late Senator Ron Richard, the Cornell Art Center, Downtown Revitalization, the JHAP and JHRP housing programs, and Beautification efforts.
- The top five things Council members noted as impeding their efforts are: A few agenda driven community members (3), Limited revenue stream (3), Distrust of city government by public (2), Uncivil behavior/ disrespect among elected officials (2), and Inadequate staff in some/all departments (2).
- Council members were asked about strengths of city government. Top three responses were: Talented tenured staff / department leadership (5), Commitment to Joplin / vision for Future (2), Current projects that will aid in attracting growth/ desire for improvements (2).
- Council members were asked about the weaknesses of city government. Top three responses were: Limited resources, staffing, and inefficiencies (3), Communications in all directions, internal and external, transparency (3), Not listening to committees / citizen input (2).
- Looking at the community overall, council members identified these top three threats: Illegal drugs epidemic (3-T), Homelessness and panhandling (3-T), The criticism of a vocal minority creating mistrust (2-T), Housing needs (2-T).
- Considering the community overall, council members identified these top three opportunities: Economic Development/Growth/Jobs (4), Capitalize on sports activities including indoor sports venue (2-T), Build on medical care and education opportunities (2-T).

- Finally, Council members were asked to finish this statement. “In five years Joplin will be a City that……
  - Took advantage of great opportunity to grow and move the city forward into its next great era.
  - Brings people home.
  - Has provided well for its residents and is the center for Medical, Education and Spiritual opportunities for everyone!
  - Is always finding ways to improve itself not just for today but for tomorrow, a place that is safe, a place where people are proud to live, work and play.
  - Is still doing the best it can

Discussion:

In discussion, council members commented on their overall appreciation for city staff, noting that there are a lot of projects underway and staff is stretched currently.

There was also discussion on concerns about revenue as the numerous grant projects will be closing out in the next few years and current city revenue sources are generally plateaued. There was interest expressed in getting staff dedicated to grant pursuit.

Council members talked about their own interactions and debates at meetings. Several commented that the Motive Matters presentation had given them insights into their own and others’ personalities that would be helpful. It was noted by several that there should not be an expectation of unanimity on every issue but that they could do a better job of communicating and listening before decisions are made.

While complimentary of staff, as noted above, some Council members expressed a desire to have earlier communication and engagement on some issues and staff recommendations “in development.” However there were no specific suggestions made.

There was discussion on how to continue the momentum of growing Joplin, including annexation. In addition, Council members discussed opportunities for creating a focal point for marketing the city, such as capitalizing on education and/or medical communities, similar to Conway’s “City of Colleges.”

Homelessness and housing were both brought up as areas that need to be addressed. Several Council members noted that their personal lower ranking for Homelessness among the six priority pillars was not to diminish its importance but a recognition that the City has limited impact on this area when there are already a number of social services and faith-based organizations addressing the need. In turn, they believe the City can focus on areas more fully in its scope of work, including Public Safety and Addressing Declining Neighborhoods, that will help address homelessness. Council members also suggested efforts be made to continue the JHAP and JHRP programs or something similar once ARPA funding is used up.

The Great American City

The former three-term mayor of Oklahoma City, Mick Cornett, author of the book *The Great American City*, outlined the journey his city made starting with the collapse of the oil industry in the 1980s. Cornett noted that Oklahoma City was very dependent on that sector and had weathered several cycles over decades, but the 1980's became a wake-up call for the city to stem population loss and diversify its base. Cornett noted the first opportunity was when the city became a finalist for a new United Airlines maintenance facility that would employ 3,000+ people. The city's economic development team put together an $85-million incentives package, including construction of the facility, supported by a bond issue approved by the voters contingent on United picking OKC. It did not. Cornett said feedback from United indicated that the city did not present well, that the schools were not very good and that the company would find it difficult to move highly paid executives to the area, even to more thriving suburbs, without a strong city core.



Cornett noted how that rejection spurred city government and the private sector, led by the chamber, to visit Indianapolis which won the United project and learn from its programs. That led to Cornetts predecessor mayor to work with partners to develop numerous city infrastructure improvement projects, including the idea of restoring an old, largely abandoned warehouse district on the downtown's east side. The city went back to the voters with the infrastructure package, which was approved.

The development of the Bricktown district, the east side warehouse district, began in the early 1990's but tragedy struck the city in 1995 with the Federal building bombing. Cornett noted that event resulted in a feeling that Oklahoma City not be known for the tragedy but for its response, leading to new emphasis on downtown. This included a new downtown ballpark that opened in 1998 and opening a navigable canal in Bricktown in 1999. It also included the memorial to those lost.

Cornett also noted it's important to find ways to broadly engage the community. Along with open and transparent communication, he noted s specific instance where he as mayor challenged residents to collectively lose one million pounds after a report name OKC among the top ten fattest cities in the U.S. The City provided a place for residents to sign up for the challenge and report progress as well as having access to resources for dieting and exercise.

Cornett stressed that it is important for cities to be livable places for residents and the city government to work in partnerships to meet goals.

Planning Session

For the planning session, the Council members were split into two smaller groups of four and five respectively in order to allow deeper discussions within each group before the members as a whole engaged. Given that the City already has a significant number of large- and small-scale projects underway for the next two years, the planning conversation began with a view on how the Council can improve its own and the City's overall effectiveness, rather than add significantly to the large program of work underway. To ensure a more open look at that, Council was not asked to comment on the current six priority pillars, but instead to start with a clean slate, addressing the question below.

Imagine City government continuing and improving on the good work already underway. What does that look like?

The two groups were each asked to produce three key areas to be addressed. The groups discussed and then reported out. The two groups both identified Communications as a key area and then, in additional discussion, added Revenue to the key areas to consider. These six key areas agreed on are:

- Staffing Levels: Requires Revenue and Technology
- Economic Development: Spectrum of activities noted
- Communication and Marketing Improvements: Tell our story, improved internal signage,
- Rebranding: Noting medical community, community strengths
- Teamwork: With council, staff, partners, citizens
- Revenue: Stabilize and increase, managing grants and keeping needed projects going when grants run out.

What Are We Already Doing?

Council members were then asked to work in their groups to pinpoint actions already underway that were addressing the key areas developed above. To allow for effective and more detailed discussion, three key areas above were assigned to each group.

The input on each key area is as follows:

Area	Actions Underway
Staffing	Improving technology, working on wages, evaluations of departments for improvements
Economic Development	Partnerships, Housing through JHAP and JHRP, tax abatements to reduce blight, Use tax for beautification, Prospect Village project
Communication	New communication and marketing team, signage, public relations using tech to streamline processes, public-facing technology, more celebration of successes, signage
Rebranding	Opportunity with increasing education/medical sectors, signage, CVB, media department
Teamwork	This City Council retreat, partnerships, being nimbler and more aware
Revenue	Grants!, being more mindful of spending

What Else Will WE Do?

After discussion affirming actions already underway in these areas, the groups were asked to go back to their respective key areas and determine improvements and new steps that will help the City be more effective. In the input below a number of comments build on current areas as well as adding new ideas. Input on these areas:

Area	Actions for Improvement
Staffing	Use staff time efficiently, prioritize workloads, make city a great place to work to retain and attract talent.
Economic Development	Aggressive grant funding, create a comprehensive plan for development, fix roads, aggressively pursue annexation opportunities, explore opportunities to expand infrastructure.
Communication	Adaptive technology, using tech to address public concerns, working on better communication with citizens, being better at storytelling, listen better.

Rebranding	Highlight city departments efforts in communications, leverage what is unique to Joplin, tell our story better, stay hungry for excellence.
Teamwork	Five-year goals, earlier engagement (with council) in budget process and projects, don't shy away from difficult topics.
Revenue	Need more (stable) revenue, federal funding, renew sales taxes as they expire, get full-time grant writer.

Create improved, expanded, and/or new strategic opportunities

From the above new ideas, each group of Council members was asked to consider new ideas, approaches, and opportunities. To help focus the conversations, each group was asked to take its respective three areas and capture the "core" idea in a bumper sticker; a shorthand way to describe each area as well as create engagement in the Council, staff and public. These bumper stickers and descriptive comments are as follows:

Bumper sticker	Area and Description
We Invest in People, Not Just Projects	**Staffing**. Important that we have a well-paid staff instead of having more projects. Make sure projects are done well.
A Safe Place to Live, Work and Play	**Economic Development.** Joplin is a safe community with good paying jobs, good housing, and amenities for everyone.
See What Joplin is Doing. If You Don't Know, We'll Tell Ya	**Communication.** Celebrate all the good things we do. Let everyone know.
Midwest Medical Mecca. Join the Pilgrimage	**Rebranding**. Promoting and Recruiting for joining the move to a highly focused medical and medical education community.
Teamwork Makes the Dream Work, Make Your Dreams Come True in Joplin	**Teamwork.** Attracting new people overall. And specifically for City staffing.
Making Joplin New for Me and You	**Revenue**. All of the Improvements and investments going on are to make the city a better community for everyone.

Fit to the Current Priority Areas

As the next step, Council member groups were asked to review their respective three key areas against the current six priority pillars to see how and if they fit into those areas. As a reminder, the six current priority pillars are: Crime & Safety, Declining Neighborhoods, Economic Development, Community Appearance, Addressing Homelessness, Resilient Revenue. Each group's responses indicate that the Council members see the interconnectedness of each key area developed in the planning session to each other and to the current six priorities.

Strategic Opportunity Bumper Sticker	Priority Areas Alignment
We Invest in People, Not Just Projects - Staffing	Crime & Safety, Declining Neighborhoods, Community Appearance
A Safe Place to Live, Work and Play – Economic Development	Economic Development, Crime & Safety, Resilient Revenue, Declining Neighborhoods
See What Joplin is Doing – Communication	Crime & Safety, Community Appearance, Declining Neighborhoods, Resilient Revenue, Addressing Homelessness, Economic Development
Midwest Medical Mecca - Rebranding	Economic Development, Community Appearance, Resilient Revenue, Declining Neighborhoods, Crime & Safety, Addressing Homelessness
Teamwork Makes the Dream Work - Teamwork	Community Appearance, Crime & Safety, Resilient Revenue, Economic Development, Declining Neighborhoods
Making Joplin New for Me and You – Revenue	Declining Neighborhoods, Community Appearance, Crime & Safety, Resilient Revenue, Economic Development, Addressing Homelessness

In discussion, Council members were asked whether any of the current six priority pillars should be deleted or modified going forward and, likewise, if new priority pillar(s) needed to be added. By consensus, Council members affirmed the current six priority pillars need to be carried forward, with new and expanded opportunities included under the six pillars. It

was agreed the current six priority pillars encompass both on-going and new areas the Council wishes to consider.

Ranking of Key Priority Pillars

In the final exercise, Council members were each given four votes, in the form of paper dots, and asked to select their top four of the six priority pillars. Each dot could only be used for one pillar. The final ranking of key priority pillars indicated Crime & Safety and Economic Development are tied as the top priority area followed by Resilient Revenue, Community Appearance, Declining Neighborhoods and Addressing Homelessness.



This result is nearly identical to the initial survey of Council members, where Crime & Safety was the top priority area, followed by Economic Development and the others in the same order as in the final ranking. This consistency of ranking before and after the planning session indicates Council members see Crime & Safety and Economic Development issues as top priorities to address, although they believe all six priority pillars are important enough to maintain for the next several years.

Facilitator Observations:

Observing the process and listening to the comments made by Council members, the facilitator offers the following for consideration by the Council and senior staff as action plans are developed from the above. These are not directives, just observations that come from the discussions and data.

- Council Dynamics: While unanimity isn't expected, Council members should recognize how their interactions with one another and staff influence positive momentum and positive public perception. The "Motive Matters" session highlighted the importance of understanding personality differences and their impact on communication. Members are encouraged to periodically review the color code attributes in the card deck that was provided and the attached "Top Ten Attributes of Well-Functioning Councils" document for guidance.

- Avoiding Micromanagement: Council's role is to set visions, goals, and ideas while allowing staff to develop actionable plans for approval. While Council members seek communication about developing projects, programs and issues earlier, they also need to understand their role is to direct their direct staff reports (City Manager, Finance Manager, etic) to develop options. Once options are on the table for action, the next step for Council is ensuring these visions are feasible and funded is critical. The attached document on Attributes of Well-Functioning Councils highlights these roles further. In addition, Council members should revisit the city charter which specifically noted council / staff relationships in the city's structure.

- Crime & Safety: Fully staffing police and fire departments with qualified personnel remains a top priority as noted above. However, in discussions Council members noted their high regard for all city staff and recognized the broader issue of staff being stretched thin at all levels. Efforts need to be made to address these needs.

- Technology: While underway as noted, increased adoption of and training on technology are vital to enhancing efficiency and reducing staff burdens as noted above. Expanding technological capabilities can improve operations and reduce the need for additional staffing and related costs. Adopting technology, as suggested in operations reviews, should be considered a high priority.

- Economic Development: Council members noted this in several ways including leveraging healthcare and education to create a strong identity for the City, sustaining housing efforts beyond JHAP and JHRP, and continuing community improvement and beautification efforts. All of these need to be considered. However, there are two areas of concern that should be noted from the data provided. First, while steady, overall job growth has lagged population growth in

both the City and the MSA (excluding the new KS addition). Joplin needs to continue efforts to help local firms expand and aggressively work to attract new firms that add more jobs. Second, the Gross Regional Product has not significantly grown in inflation-adjusted dollars. Determining areas where the City and MSA can derive the most positive impact on GRP can also help determine where to put expansion and attraction efforts for the most gain. Increased GRP leads to more revenue for the City to support services.

- Grant-Funded Projects and Future Planning: While the Council is, rightly, focused on ensuring that current grant funded projects are effectively completed, most by the end of 2026, Council members also are aware that efforts need to be made to ensure there is revenue to sustain operations as current grant funds close out. To that end, Council members noted hiring full-time grant writer(s) to identify and apply for funds wherever available, sustaining housing initiatives to retain and grow population, and pursuing annexation to have space for expanding housing and businesses that will add to the tax base helping to maintain services and meet citizen needs. Given the short, two-year window of time before much of the grant funding runs out, Council and staff should begin now to address these three areas. Also consider more communication starting now stressing to residents that the city is "not rolling in dough" (perception) but is benefitting from short term grants and the return to reality is coming.

Summary of Observations:

- Work on Council interactions with each other, staff and public. Utilize Motive Matters deck.
- While council members would like to receive information and the opportunity to provide input earlier, that needs better definition. More importantly Council members need to recognize their role of visioning and oversight and not micromanaging processes. Utilize information provided on attributes of an effective council.
- Council clearly values all staff and how they are stretched. Members expressed prioritizing resources to improve pay and staffing overall while recognizing Cire & Safety as to priority area.
- Technology adoption and implementation is underway and continues to need prioritization to help staff function more efficiently as well as improve transparency of communications
- Economic development is a top priority pillar as well. Council sees priority needs and opportunities for:
    - Leveraging healthcare and education to create a new identity for the city. All partners need to be engaged.
    - Sustaining housing beyond the current housing programs is a key concern.

        - Continuing community improvement (blight removal, neighborhoods) and appearance as key needs.
        - Annexation continues to be prioritized.
        - Data indicates greater efforts are needed to increase the number of jobs, particularly in sectors that also help grow the gross regional product.
    - Council is concerned about continuing revenue and having a full-time grant writer(s) to aggressively pursue more funding. Annexation for more housing and business property will help address these issues.

Final note: In March 2025, my family and I will have lived in Joplin for thirty years. Initially, we thought it would be an opportunity to grow the Joplin Chamber and help the community develop and grow for 7-10 years, a typical job duration in the business. But we fell in love with Joplin and the region and with the support of the Chamber Board and support of the City for economic development in many forms, the job was not a career move but became the career.

Thank you for the opportunity to work again with the staff and the Council on this planning session. It is exciting to see the love all of you have for this city and the commitment to making it the best place for people to live, work and play. Joplin has an amazing 150-year history of rising to meet significant challenges, from the closure of the mines to two pandemics, to economic downturns to natural disasters. We always have come out better than before. But it is clear all of you believe the City's best days are ahead, that Joplin can be the next great American city as Mick Cornett would say. Thank you for all you are doing and will do to make that come true.

"*Never doubt that a small group of thoughtful, committed citizens can change the world; indeed, it's the only thing that ever has".*
Margaret Mead

Attachments

Status of Action Projects From Last Planning Session

Demographic and Economic Data

Council Survey Input

Attributes of Well-Functioning Council

Planning Worksheets

Status Update: Action Steps

CITY OF JOPLIN

ACTION PLAN PRIORITIZATION

As of December 1, 2024

Action Plan	GOAL	STRATEGY	RANK	SOURCE	STATUS
Reduce Number of Vacant & Dangerous Buildings	Address Declining Neighborhoods	Strategy - 6	1.1 General		Partially In Progress
Update: Vacant Building Inspector is hired. Demolitions are proceeding with additional funding. Vacant housing windshield survey completed. Additional staffing approved to fully implement 2025.					
Neighborhood Improvement Zone	Address Declining Neighborhoods	Strategy - 2	1.3 General		In Progress
Update: New Supervisor and additional officers have been hired. The team is actively working in census track neighborhood priority zones. Housing conditional assessment completed in priority census tracts with others as possible.					
Review Building Codes	Improve Community Appearance	Strategy - 5	1.4 General		Complete!
Update: Building Code review is complete. Recommendations adopted by City Council.					
Annexation	Increase Economic Development	Strategy - 1	1.4 General		In Progress
Update: Representatives for the City have been actively approaching property owners along the City's corporate limits to determine interest in annexation. Property must be contiguous to existing corporate limits and requires the delivery of sewer infrastructure. City has annexed two significant residential areas. Two large tracts of land were recently annexed, one at I-249/7th Street (200 ac) and Crosstoda north industruial park (320 ac). Additional properties near Wildwood Ranch will be annexed soon. Others being considered as they come up.					
Modernize Revenue Sources	Resilient Revenue	Strategy - 1	1.4 General		In Progress
Update: The City has diversified revenue by adding the Use Tax and Marijuana Tax. Staff is continuing to identify further revenue diversification opportunities. Prop B renewal is next opportunity.					
Review Zoning Codes	Improve Community Appearance	Strategy - 3	1.5 General		Complete!
Update: The new Zoning Code was adopted by the City Council on August 1, 2022 and became effective on August 2, 2022.					
Maintain City Properties	Address Homelessness	Strategy - 2	1.5 General		Partially In Progress
Update: Staff has created a city map of active, inactive, and cleaned up illegal encampments. A GIS camp layer is complete and regularly updated. Encampment clearing procedure has been developed. Cleaned public properties are incorporated into ongoing operations like recently completed 4th and Murphy, smaller encampments on park properties.					

JOPLIN MISSOURI

Status Update:

Homeless Service Provider Dialogue	Address Homelessness	Strategy - 4	1.5 General	In Progress
Update: City funded strategic plan completed to help guide community-wide efforts to address agreed upon needs. Commission founding is nearly complete, organization articles and bylaws completed 11/24. Funding being transferred to Commission and agreement target executed 12/16/24. Position hired 1st Qtr. 2025. Mental Health/Social Outreach police officers in place with Ozark Center.				
Housing Revitalization Plan	Address Declining Neighborhoods	Strategy - 1	1.5 General	In Progress
Update: Program received formal approval by the City Council. The first round five homes incentivized and completed. Program was updated after the pilot for the next round of applications. Thirteen applications have been awarded in the second round, with one pending. CDFI designation acheived for economic development and housing investment				
Joplin Homeowners Assistance Program (JHAP)	Address Declining Neighborhoods	Strategy - 9	1.5 General	Complete!
Update: Program received State and City ARPA Grant Funding. $3,000,000 will be deployed for down payment and closing cost assistance. Launched 1st week of May 2024 and 87 homes completed. Program is complete.				
Rental Property Inspection & Permitting	Address Declining Neighborhoods	Strategy - 11	1.5 General	Not Started
Update: Property maintenance ordinance being finalized for Council in September of 2023.				
Positive Marketing of City	Increase Economic Development	Strategy - 3	1.5 General	Partially In Progress
Update: Communications Assessment is complete. Staffing approved and hired; Director hired April 2024. Webmaster and site redevelopment underway. Multiple communications efforts underway initiated. New Citizen newsletter developed. Annual 2025 end-of-year video underway. Multiple service and informational PSAs developed and underway. WEebsite redevleopment undeway.				
Smart Cities	Increase Economic Development	Strategy - 4	1.5 General/TST/Grants	In Progress
Update: Allo Broadband Agreement approved March 2024 and construction underway 11/24.				

JOPLIN MISSOURI

Status Update:

Maintain Private Properties	Address Homelessness	Strategy - 3	1.5 General	In Progress
Update: Properties are targeted through normal Code Enforcement operations. Large properties are addressed through correspondence, cleanup, in collaboration with Police and trespass affidavits.				
Home Repair Program (JHRP)	Address Declining Neighborhoods	Strategy - 4	1.6 General	In Progress
Update: Program received State and City ARPA Grant Funding. $2,000,000 for home repairs and $2,000,000 for demolitions. The Demo program has 35 funded and completed and an additional 20 being qualified. JHRP launched June 2024 with five projects complete and 80 applications currently being processed. Also completed a housing conditional assessment inventory in priority census tracts.				
Review Signage Codes	Improve Community Appearance	Strategy - 4	1.7 General	Partially In Progress
Update: Sign Code review process has been outlined. Citizen Stakeholders Committee formed to assist with the review. Implement in 2025.				
Beautification Study	Improve Community Appearance	Strategy - 6	1.7 General	In Progress
Update: Public Works infrastructure improvements now include various beautification opportunities. The first major beautification project at 4th and Murphy is currently underway. A standardized Tree Maintenance and Planting Policy is completed and Main Street Tree Replacement Project is complete 5/24. 10th and Main Project is under design. 8th-15th Streetscape initiates 1/25.				
Operational Assessment	Increase Economic Development	Strategy - 2	1.8 General	Complete!
Update: Operational Assessment is complete. First recommendation advanced was to add 7 positions in Planning, Community Development and Building to address Action Plans, which is complete.				
Vacant Lot Inventory	Address Declining Neighborhoods	Strategy - 7	1.9 General	In Progress
Update: Position filled May 2024; Inventory completed 2024 and strategies determined/implemented 2025.				
Review Other City Codes	Address Declining Neighborhoods	Strategy - 3	2.1 General	In Progress
Update: Lodging code changes approved by Council February 2024. First annual review completed 11/24 with some properties and issues identified. Ramping up code and ordinance strategies to address, Airbnb process and procedures have been approved and is currently underway. Misc. developent codes being captured for updating.				
Litigation Tools	Address Declining Neighborhoods	Strategy - 12	2.1 General	In Progress
Update: Legal position hired. Internal workgroup reviews high priority cases.				
Adopt-A-Street	Improve Community Appearance	Strategy - 1	2.2 General	Not Started
Donation Education	Address Homelessness	Strategy - 1	2.2 General	Partially Complete
Update: Signage finalized and deployed in September 2023 encouraging support to non-profit organizations. Leadership Team being organized and coordinating with strategic plan workgroups and Coalition partners. State did not approve full implementation of signage on ROW. Signage placed in Parks and shelters and facilities.				

JOPLIN MISSOURI

Status Update:

Public Art Incentives	Improve Community Appearance	Strategy - 8	2.3 General	Not Started
Update: Coordinate a discussion with partners and area non-profits. RFP for 10th and Main underway.				
County Lot Transfer Program	Address Declining Neighborhoods	Strategy - 8	2.3 General	In Progress
Update: Legal position hired; Strategies underway October 2024.				
Tenant Bill of Rights	Address Declining Neighborhoods	Strategy - 13	2.3 General	Not Started
Update: Staffing to implement this Action Plan will be proposed for FY 2025 budget.				
Museum and Cultural District	Resilient Revenue	Strategy - 2	2.3 General	Not Started
Residence & Business of the Month	Improve Community Appearance	Strategy - 2	2.7 General	Not Started
Recruitment and Retention	Reduce Crime & Increase Safety	Strategy - 11	1.1 Public Safety	Partially In Progress
Update: A recruitment incentive program was created and approved by the City Council in June 2021. The program granted a $5,000 pay incentive to sworn police officers transferring to the Joplin Police Department. The program was updated to a $10,000 pay incentive effective April of 2022. Over the course of the recruitment incentive program, we have hired 8 lateral officers, saving valuable time and cost on training.Collective Bargaining five-year agreement has been adopted, improving pay and outlining the ability to retain Pension Plan employees, transitioning to LAGERS. There are currently 7 Officer positions unfilled.				
Adequate Staffing	Reduce Crime & Increase Safety	Strategy - 15	1.2 Public Safety	Partially In Progress
Update: Resource allocation study that identified potential improvements for PD's staffing and operations was completed and presented in March 2022. City is working to incorporate those findings into this action plan. The Police Department added one Sergeant and one Corporal position, along with a full-time Bailiff and a full-time Crime Analyst. The recommended authorized strength for the PD is now 132. Those positions will be filled based on increased authorized strength as approved by city management. Currently 8 openings with 12 candidates in the testing process. A Police Sergeant and Corporal position were added from use tax funds to properly staff all patrol teams teams				
Fire Safety (Reduced Response Time)	Reduce Crime & Increase Safety	Strategy - 13	1.4 Public Safety	In Progress
Update: Station 7 officially opened on February 1, 2024 and is staffed 24/7/365. The Use Tax provided us with 3 new Swing Captain positions that are utilized to maintain full staffing levels. The result of these changes initially is that we are providing a 4th person more often at Station 6, than in the past. However, we still are not in a position that we can guarantee a 4th person every day, as the Swing Captain position moves around to cover for leaves of absence. We are still actively working towards always having the 4th person on Engine 6. Collective Bargaining five-year agreement has been adopted, improving pay and outlining the ability to retain Pension Plan employees, transitioning to LAGERS.				

JOPLIN MISSOURI

Status Update:

Community Outreach & Education	Reduce Crime & Increase Safety	Strategy - 1	1.4 Public Safety	In Progress

Update: Sgt. completed CPTED training April 2024. Officers have participated in Ewert Park security planningThe community engagement team conducts two Citizen Police Academies a year. A new program that was launched this past summer was a kids academy. This was a weeklong event that was held in conjunction with Joplin Schools during summer school. There were 40 students that just completed 5th grade who participated. Several officers attended and completed Police Bike training this year. We have two electric bicycles approved in the 2025 budget.

- Apartment complexes: We send reports twice a week to the apartment complexes involved with the CPTED program (8 complexes). These reports include how many property management calls JPD has responded to within the reporting dates. Ongoing help with trespassing issues related to the property management and the enforcement of the property. Rhonda is the primary contact at JPD for property management related questions. In 2025, this process is planned to be expanded.
- We do a variety of CPTED details throughout the city all year long. We have met with several businesses, specifically downtown and other areas in reference to property issues, mainly homeless. We also have met with other organizations regarding security to their businesses or homes. Many of our CPTED actions occur on directed patrols with bicycles, four-wheelers, and foot patrols.
- Glorious Church Training Center (March)- Onsite CPTED survey.
- Held meeting (April)- Provided information on general safety, homelessness, and CPTED.
- Downtown Alliance meeting (June)- Provided information on general safety, homelessness, and CPTED.
- Sunset Ridge HOA presentation (June)- Provided information on general safety and CPTED.
- Safety Professionals Alliance meeting (June)- Presentation about our Community Engagement team and CPTED.
- Schifferdecker Pool (July)- Provided CPTED information about cameras and lighting.
- Ewert Park remodel (July)- Provided CPTED information about cameras and lighting.
- Reevaluation and updated survey of City Hall- (October)
- Countless Active Threat trainings around the city where CPTED was mentioned.

Drug Enforcement	Reduce Crime & Increase Safety	Strategy - 10	1.4 Public Safety	Complete!

Update: Leased vehicles have been obtained and funding has been provided. We have added one ODET detective, one DEA task force detective and with our current FBI deputized detectives, have seen an increase in narcotics enforcement in Joplin and surrounding communities.

Traffic Safety	Reduce Crime & Increase Safety	Strategy - 2	1.5 Public Safety	Complete!

Update: HMV grant is ongoing to help with traffic safety and officers are receiving double time through the grant for special traffic enforcement details.MODOT has increased our level of funding for overtime traffic enforcement details. We are the first agency in the state two receive a non-motorized grant for pedestrian safety education and enforcement.
As of 12/06/24 The total number of crashes year to date is on pace with last year. Last year Joplin had the fewest total crashes in at least 30 years of record keeping. Unfortunately, fatality crashes year to date are sitting at 13. Pedestrian safety has been a focus for the department due to the pedestrian-involved traffic crashes. Officers have conducted over 4350 pedestrian checks this current year and approximately 12,000 traffic stops year to date.

JOPLIN MISSOURI

Status Update:

Community Engagement	Reduce Crime & Increase Safety	Strategy - 4	1.5 Public Safety	In Progress
Update: Meetings with business owners regarding problem areas across the city. Bike patrols summer 2024. Downtown Patrol being discussed. Mental Health/Social Outreach police officers in place.				
Police Visibility	Reduce Crime & Increase Safety	Strategy - 5	1.5 Public Safety	In Progress
Update: License Plate Readers were authorized and have been purchased (10). Installation is ongoing. Both Pole cameras have been purchased as well. New park facilities incorporating readers.LPR – Fixed license plate readers were purchased and installed over the last eight months in Joplin. As a result we have had several hundred alerts from these cameras for stolen vehicles, stolen license plates and also suspect vehicles in various crimes. The most notable recent success was the identification and subsequent arrest of the suspect from the hit and run in Carthage that left a 17-year-old in critical condition.				
Habitual Offender Identification	Reduce Crime & Increase Safety	Strategy - 8	1.7 Public Safety	Not Started
Technology	Reduce Crime & Increase Safety	Strategy - 6	1.8 Public Safety	In Progress
Update: Forensic Investigation Software has been purchased for FY2024 budget. One detective has been reassigned to be trained for this position as well. Drone has been purchased and is in service. Currently working with Probation and Parole to identify serious offenders with active warrants. Forensic Cell Examiner in year two of training. This position will provide a cell phone examiner dedicated to Joplin cases. Currently we rely on the Cyber Crimes Examiner who must provide service to task force cases as well as Joplin Cases.				
Training and Assistance	Reduce Crime & Increase Safety	Strategy - 3	2.0 Public Safety	Complete!
Update: Full-time Bailiff position has been added and position is filled. This position has been filled an active. Before this position it was filled by a part time officer, and many times a traffic officer would need to fill in in their absence.				
Analytics	Reduce Crime & Increase Safety	Strategy - 7	2.3 Public Safety	Complete!
Update: Crime Analyst position was made full-time with the addition of an administrative assistant to help with CALEA. Both positions have been filled.				
Develop Phased Approach Rentals	Address Declining Neighborhoods	Strategy - 10	2.1 General/Public Safety	Not Started
Facilities	Reduce Crime & Increase Safety	Strategy - 9	2.5 General/Public Safety	Partially In Progress
Update: SFS, partnering with Corner Greer, engaged to complete the facilities assessment. Presented to City Council. Early facility maintenance priorities were identified with City Hall, Museum, Justice Center, and Central Garage Improvements underway and proposed. Advanced Museum HVAC and Central Garage upgrades. Justice Center plumbing, window, and HVAC updates underway and overall facility renovation/replacement on hold. City hall elevator repair ongoing; evaluating other elevators for possible upgrades.				

JOPLIN MISSOURI

Status Update:

Park Security Position	Reduce Crime & Increase Safety	Strategy - 14	1.3 Parks/SW Sales Tax	Complete!
Update: Park Ranger positions have been filled January 30, 2023. Training of new personnel has occurred. Park Ranger vehicles received. New position approved in 2025 Budget and advertised with 12 applicants. 2024 saw a decrease in vandalism and property damage of nearly 50%.				
Environmental Design of Public Properties	Reduce Crime & Increase Safety	Strategy - 12	2.2 Parks/SW Sales Tax	Partially in Progress
Update: Park Security Lighting has been included in the FY 2024 and 2025 budgets and initial system design initiated with Ewert Park rehabilitation.				
City Properties Maintained	Address Declining Neighborhoods	Strategy - 5	1.5 TST/Parks/SW	Partially in Progress
Update: Park Maintenance Standards have been developed. Beautification positions were added to the FY 2023 budget. The positions have been filled. Beautification is being incorporated system-wide and tree planting and maintenance policy created. CIP Infrastructure Team/funds discussion ongoing; budgeted in CIST effort.				
Complete Streets	Improve Community Appearance	Strategy - 7	1.3 TST/CIP	Complete!
Update: The City Council approved a complete streets ordinance in January 2022. This ordinance will help guide the design of future capital improvement projects. Must invest funding up front in ROW acquisitions which will impact overall scopes and extent of efforts.				
Limb Drop Off	Improve Community Appearance	Strategy - 9	2.8 TST	In Progress
Update: Frequency of drop off site access hours has been increased. Signage being developed. Drop Gate replaced and camera being installed for violators.				

JOPLIN MISSOURI

Joplin's Population and Economic Growth

Joplin City Council 12-24

JOPLIN
MISSOURI

1

City of Joplin Population Trends 1990 - 2023

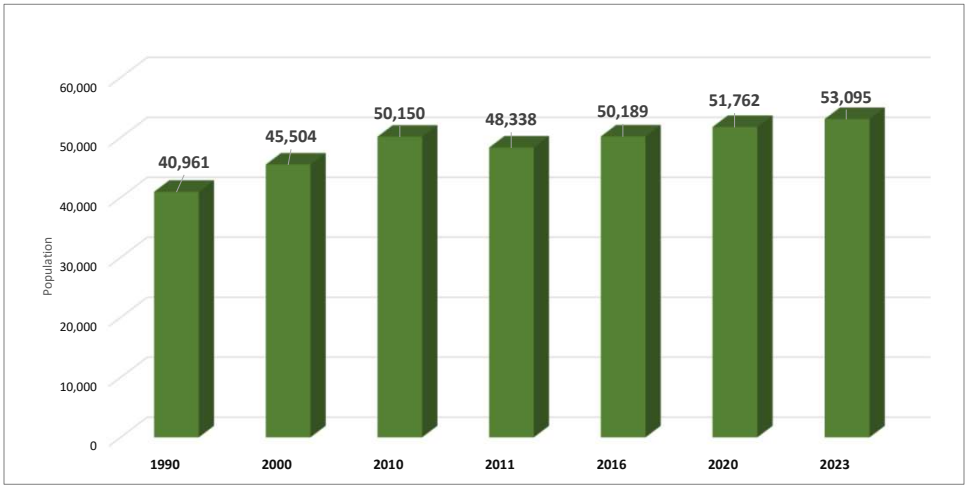

JOPLIN
MISSOURI

2

City of Joplin Population Percent Population Growth

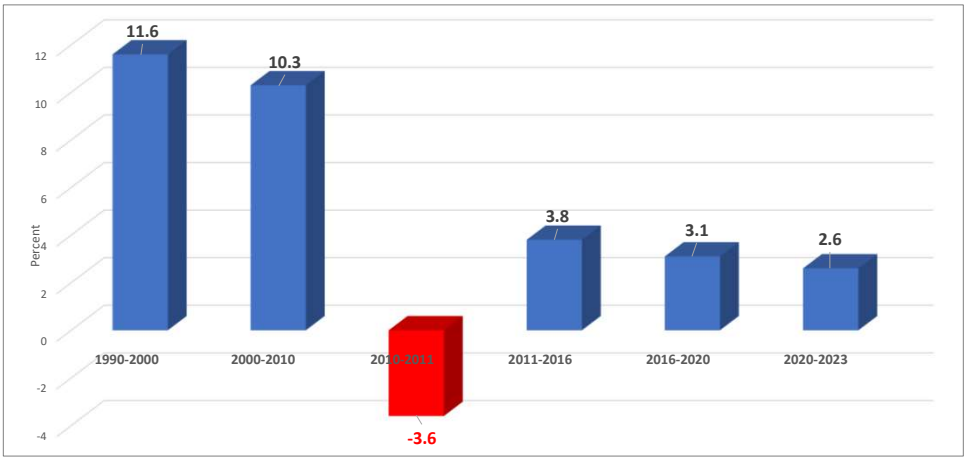

3

Joplin MSA Population Growth

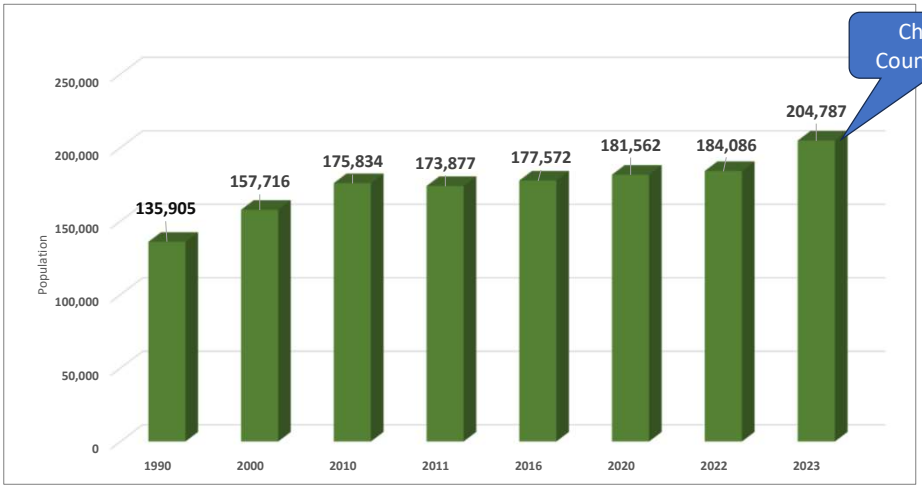

4

Joplin MSA Population Percent Growth

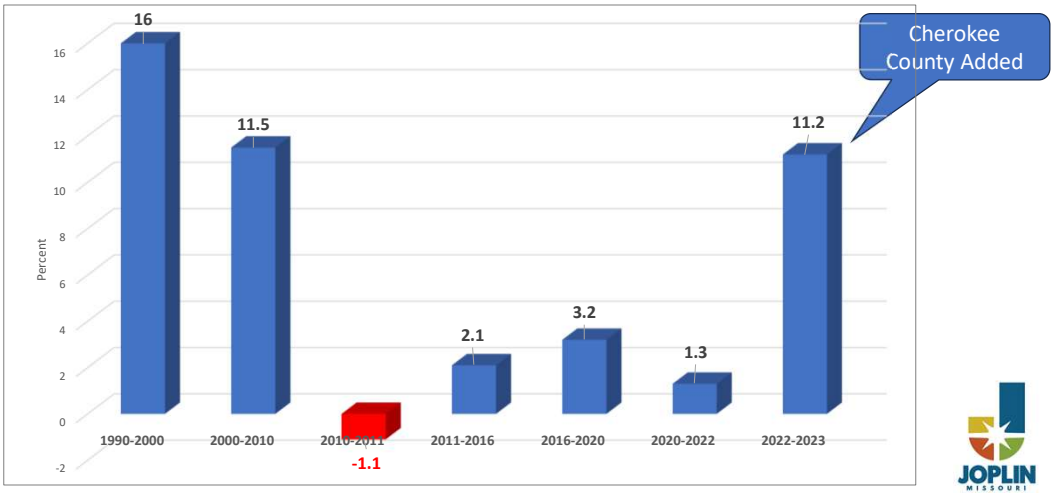

5

City of Joplin – MSA Percent Growth 2000 - 2023

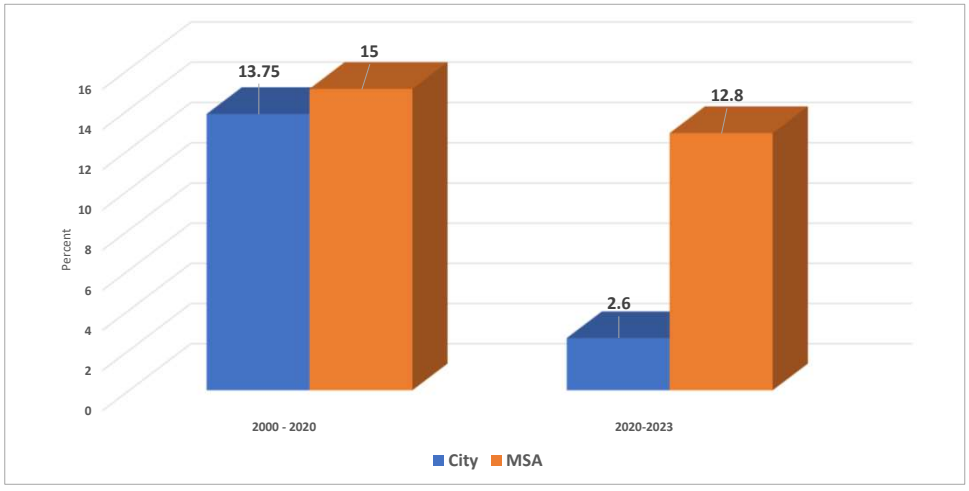

6

City of Joplin Job Growth Trends 2001 - 2023

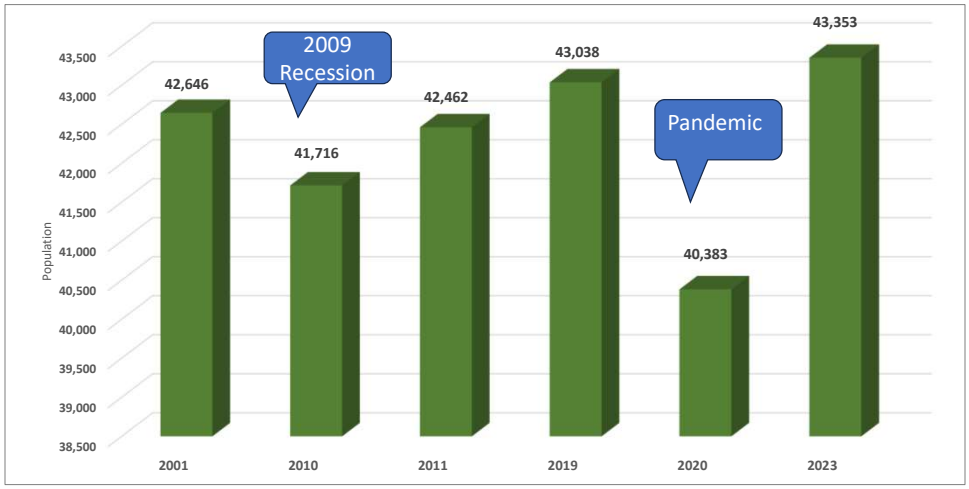

7

City of Joplin Job Percent Growth Trends 2001 - 2023

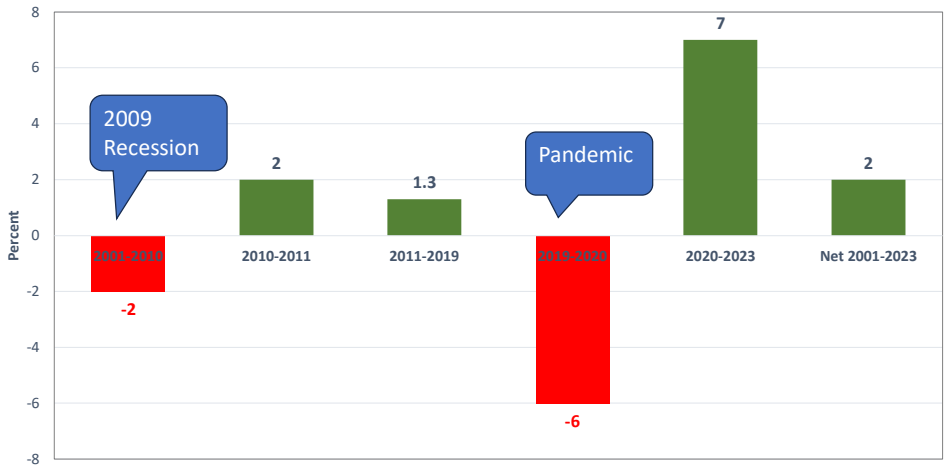

8

Joplin MSA Job Growth Trends 2001 - 2023

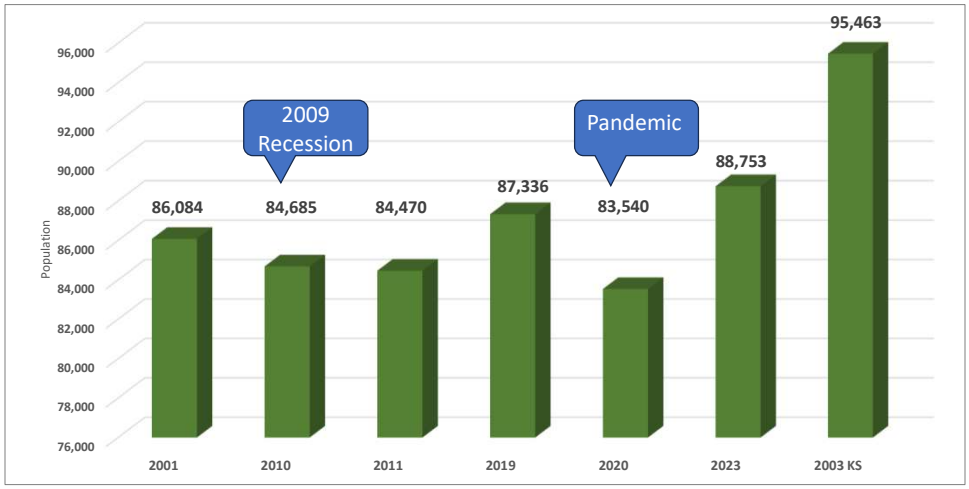

9

Joplin MSA Job Percent Growth 2001 - 2023

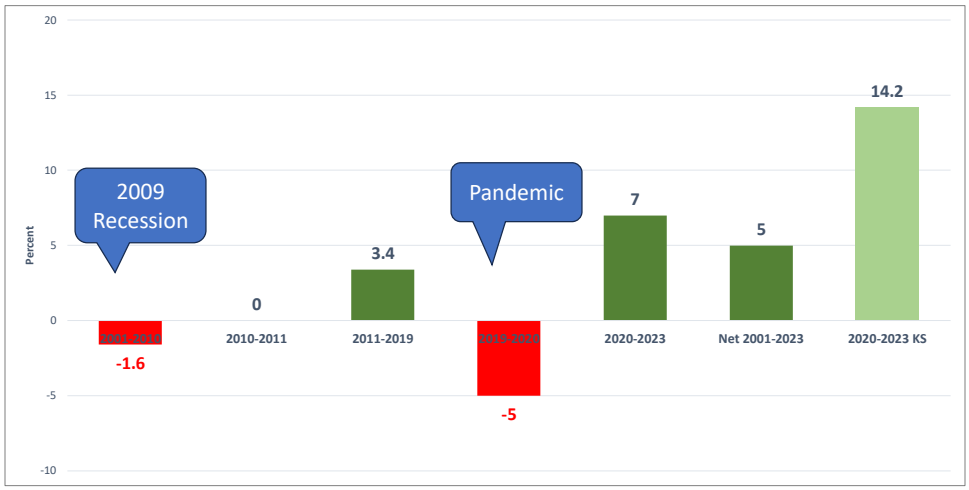

10

City of Joplin – MSA Percentage Job Growth 2001-2023

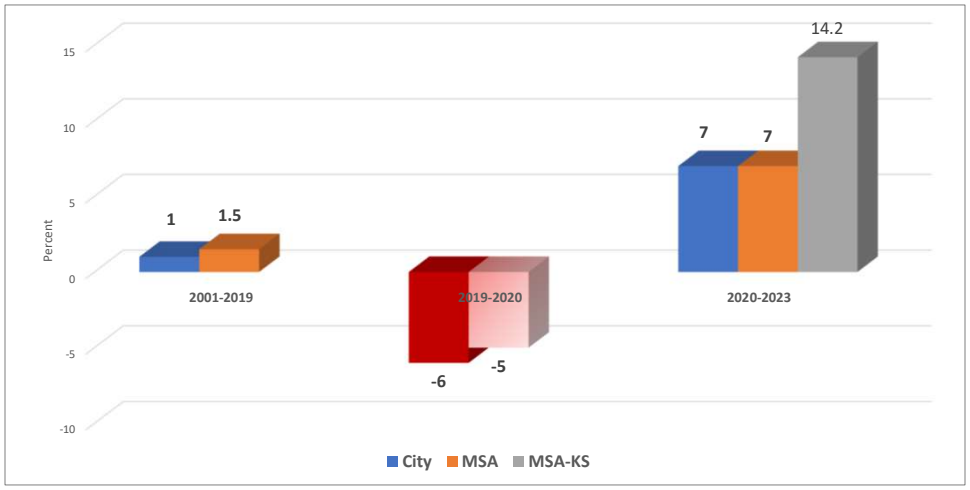

11

City– MSA Population & Job Growth 2001-2023

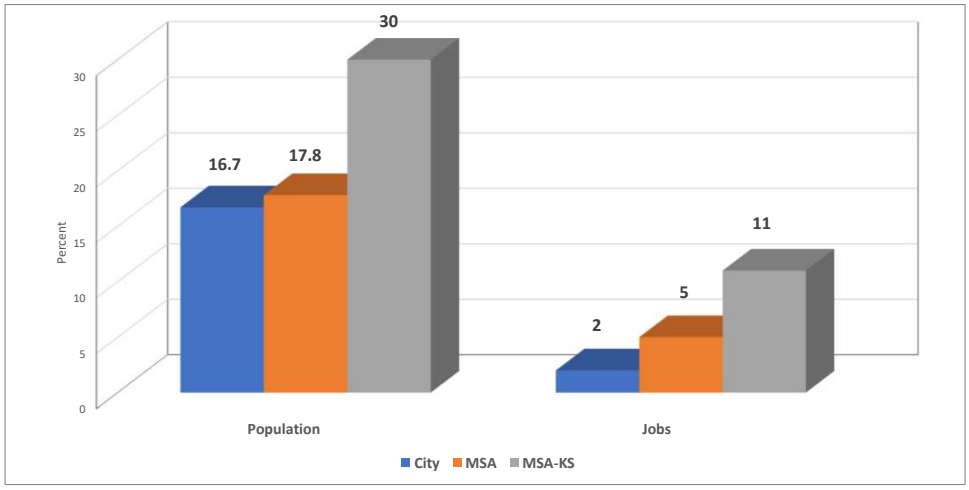

12

City of Joplin – Top Ten Job Sectors 2010 - 2024

88 % of All Jobs

All Avg. Earnings; $57,685

Sector	2010 Jobs	2024 Jobs	% of All	2010 - 2024 Change	2010 - 2024 % Change	2024 Employment Concentration	Avg. Earnings Per Job
Manufacturing	5,325	6,863	16	1,538	29%	2.05	$75,246
Health Care and Social Assistance	6,213	6,574	15	361	6%	1.15	$60,286
Retail Trade	5,858	5,982	14	124	2%	1.47	$39,225
Transportation and Warehousing	5,090	4,270	10	(819)	(16%)	2.23	$65,938
Accommodation and Food Services	3,307	3,758	9	451	14%	1.03	$23,915
Government	2,518	3,121	7	603	24%	0.50	$57,046
Administrative and Support	3,514	2,003	5	(1,511)	(43%)	0.76	$41,929
Construction	1,522	1,956	4	434	29%	0.78	$70,591
Wholesale Trade	1,671	1,947	4	277	17%	1.24	$72,583
Other Services	1,597	1,629	4	32	2%	0.76	$34,640

13

Joplin MSA – Top Ten Job Sectors 2010 - 2024

89 % of All Jobs

All Avg. Earnings; $58,177

Sector	2010 Jobs	2024 Jobs	% of All	2010 - 2024 Change	2010 – 2024 % Change	2024 Employment Concentration	Avg. Earnings Per Job
Manufacturing	13,702	14,012	16	309	2%	2.04	$71,071
Health Care and Social Assistance	12,208	13,690	15	1,482	12%	1.16	$69,197
Retail Trade	9,835	10,744	12	909	9%	1.29	$40,041
Government	10,224	10,066	11	(158)	(2%)	0.79	$55,192
Transportation and Warehousing	7,247	7,814	9	566	8%	1.98	$66,783
Accommodation and Food Services	6,378	7,694	9	1,315	21%	1.03	$24,282
Construction	3,578	4,329	5	751	21%	0.84	$67,260
Other Services	4,395	4,307	5	(88)	(2%)	0.98	$34,340
Wholesale Trade	2,676	3,636	4	960	36%	1.13	$71,548
Administrative and Support	4,824	2,751	3	(2,072)	(43%)	0.51	$42,748

14

City of Joplin - MSA – Top Ten Job Sectors 2010 - 2024

City		MSA	
Sector	**% of All**	**Sector**	**Percent of All**
Manufacturing	16	Manufacturing	16
Health Care and Social Assistance	15	Health Care and Social Assistance	15
Retail Trade	14	Retail Trade	12
Transportation and Warehousing	10	Government	11
Accommodation and Food Services	9	Transportation and Warehousing	9
Government	7	Accommodation and Food Services	9
Administrative and Support	5	Construction	5
Construction	4	Other Services	5
Wholesale Trade	4	Wholesale Trade	4
Other Services	4	Administrative and Support	3

15

Gross Regional Product

Gross Regional Product (GRP) is a measure of the total value of all goods and services produced in a city, county, MSA

What it includes: GRP includes all final goods and services produced including those sold in the market and some nonmarket production. For example, the government's provision of defense or education services is included in GRP.

What it doesn't include: GRP doesn't include intermediate goods and services used to produce the final goods and services. It also doesn't consider the national ownership of the business that produces the goods and services.

How it's calculated. GDP is calculated by adding up:
Personal consumption expenditures
Gross private domestic investment
Net exports of goods and services
Government consumption expenditures and gross investment

16

Gross Regional Product

The area of Gross Regional Product (GRP) with the most significant impact is typically consumer spending (household consumption expenditure), which usually accounts for the largest portion of GRP.
This represents over two-thirds of the total value in most economies

Key points about the most impactful areas of GRP:
Service-based industries:
Sectors like professional and business services, healthcare, real estate, and finance generally contribute the largest share to GRP in most developed economies.

Manufacturing and goods production:
While important, industries like manufacturing and agriculture typically have a smaller impact on overall GRP compared to services.

Government spending:
Government expenditures also contribute to GRP, but usually to a lesser extent than consumer spending

17

City of Joplin Gross Regional Product (Billions of Dollars)

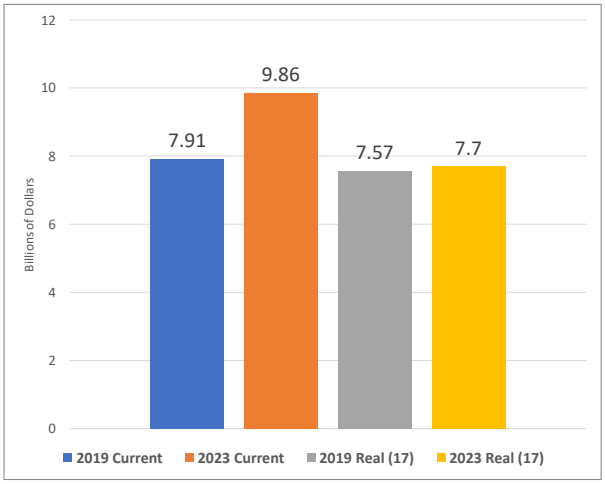

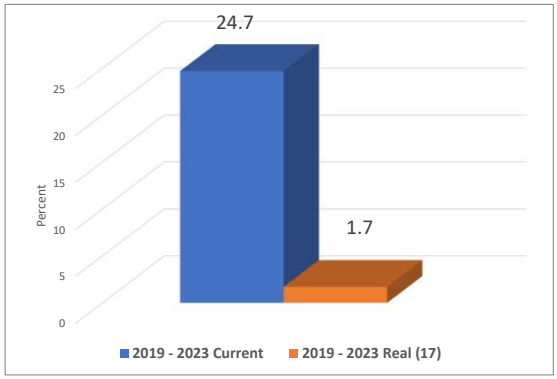

18

Joplin Growth Compared to Other MSA Cities

	Webb City	Carl Junction	Carthage	Neosho	Joplin
2000	7,449	4,123	10,747	9,254	45,504
2020	13,033	8,142	15,568	12,584	51,762
2023	13,325	8,379	15,556	13,328	53,095
Net 00-23	5,876	4,256	4,821	4,074	7,591

If Joplin Had Captured 40% of the Growth of others it would be a city of 61,000!

19

Joplin Percent Growth Compared to Other MSA Cities

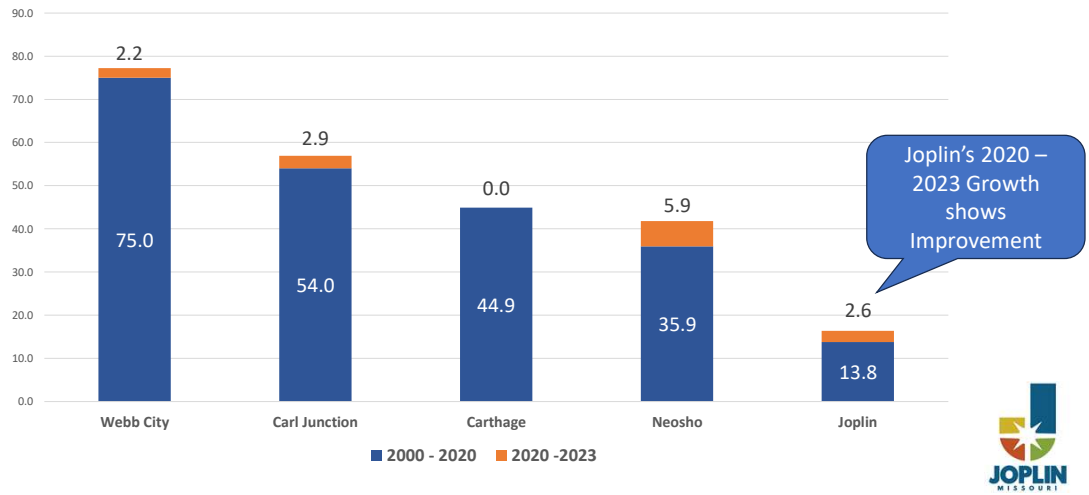

20

Joplin Growth Compared to Other Cities

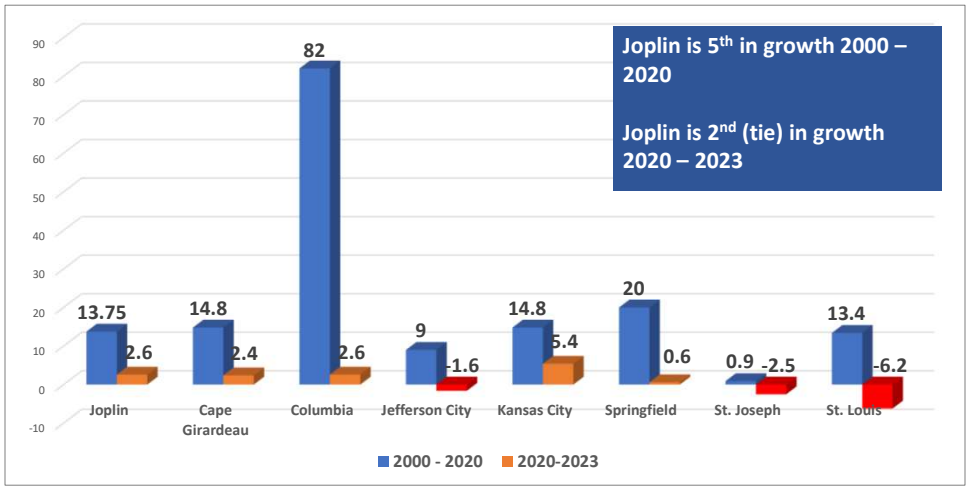

21

Joplin Metro Growth Compared to Other Metros

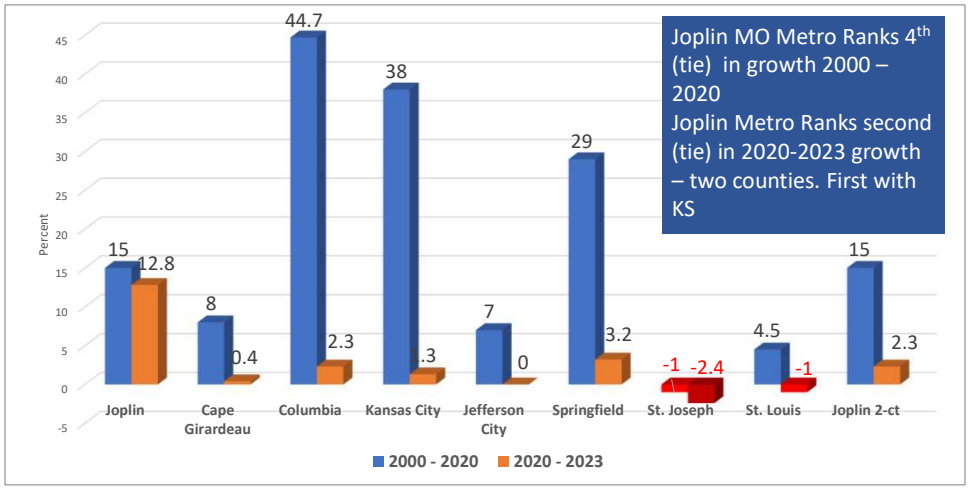

22

Joplin Metro Job Growth Compared to Other Metros 2001 – 2023

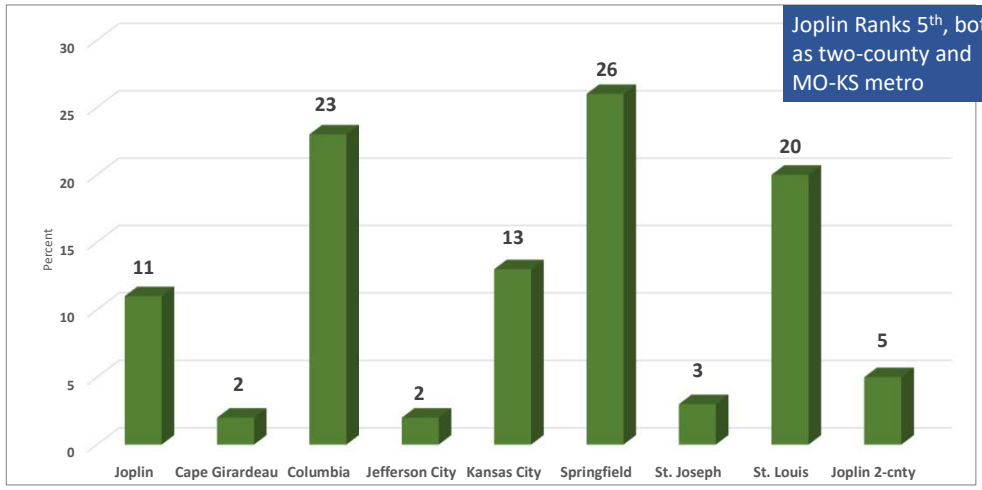

23

Joplin Metro GRP Percent Growth Compared to Other Metros 2019 - 2023

Joplin ranks 6th in current dollar growth.

Joplin ranks 7th in 2017 dollar growth

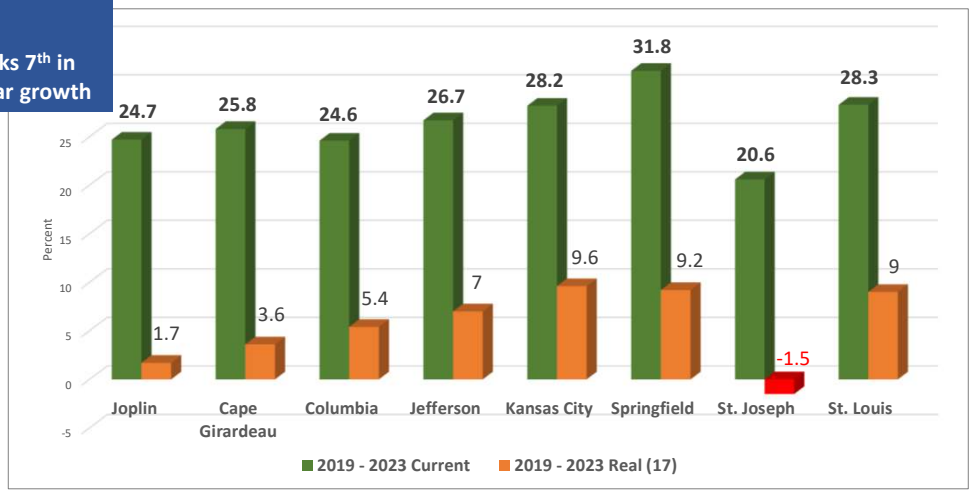

24

Key Takeaways

Joplin has shown consistent growth in population and in, more slowly, jobs since 2000

Joplin's population was impacted by the 2011 tornado, with a drop of nearly 4%, recovered by 2016. 2020-2023 growth has been robust, with the city tying for 2nd among the eight metro core cities.

Joplin's growth was not as strong as other cities in the metro region from 2000 to 2020. Even setting tornado aside, Joplin did not grow as quickly. Had it captured 40% of the growth in other communities, it would be over 60,000 today.

Joplin's job base was hurt, as with most cities and metro areas, by the 2009 economic downturn and by the pandemic, which wiped out all growth since 2000. Joplin recovered and has grown substantially since then.

The Joplin MSA jobs base, saw the same impacts. However, growth from 2020 to 2023 ranked second among the eight metro areas, tied with Columbia. The addition of Cherokee County in 2023 put the "new" metro jobs increase first among the eight.

The Joplin metro Gross Regional Product has not functionally grown since 2019, while six of the other metros have seen good to substantial growth.

25

What Are Your Takeaways?

26

Sources

- Population Trend data: U.S. Census
- Labor Data; Lightcast Q3, 2024
- Gross Regional Product Data: U.S. Bureau of Economic Analysis

27

Joplin City Council Survey Results

December 13, 2024

1

Priority Rankings

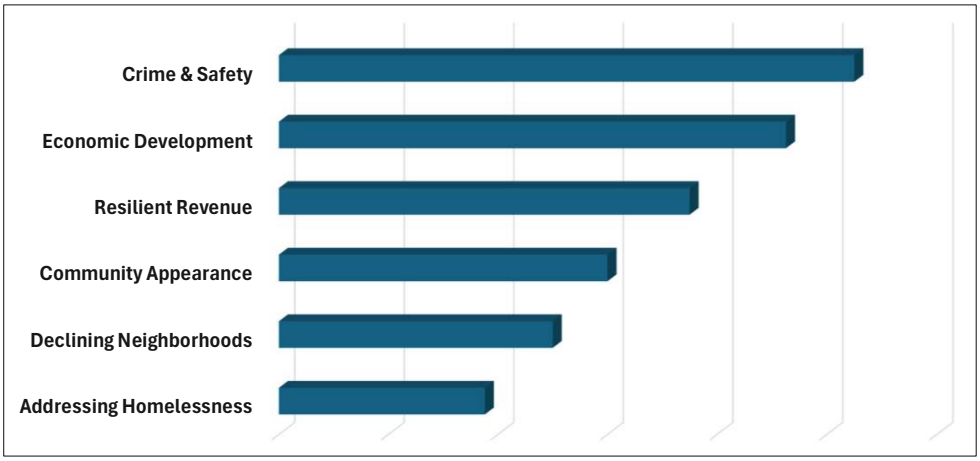

2

Issues of Positive Comments

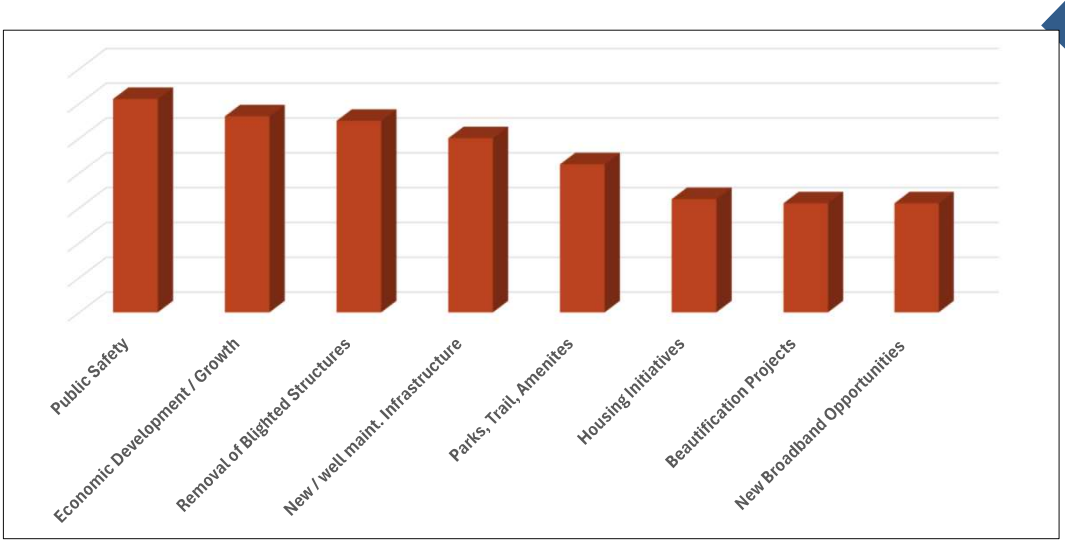

3

Issues of Positive Comments

- Crime related to homeless people
- Positive community growth and new retail opportunity
- Entertainment opportunities including concerts and sports
- Appreciate the work the City does, like the direction we are headed.
- Indoor sports facility

4

Issues of Negative Comments

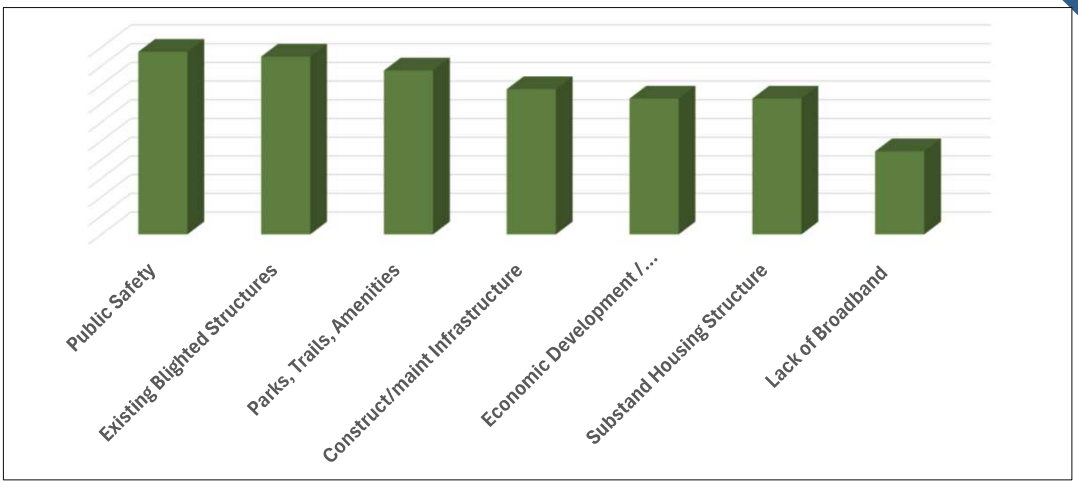

5

Issues of Negative Comments

- Homeless and panhandling (3)
- Affordable housing
- Behavior of council members and how that reflects poorly on the community as a whole. “We don’t want to be like Carthage”
- Comments about the audit and the group that has brought that to Council.

6

Things that give you Pride

- Bolster public safety to police and fire; compensation (2)
- The willingness to grow and move forward
- Honoring Ron Richard
- Cornell Art Center
- Downtown Revitalization.
- JHAP and JHRP
- Beautification

7

Things that Impede

- A few agenda driven community members. (3)
- Limited revenue stream (3)
- Distrust of public (2)
- Uncivil behavior/ disrespect among elected officials. (2)
- Inadequate staff in some/all departments (2)
- Concentration on projects that do not affect most of our residents.
- Lack of vision of some elected officials
- Antiquated systems

8

Top Three Things – Positive Impact

- Participate / Expand community activities and interactions (2)
- Stay focused / execute on current objectives.
- Work together with each other while conducting city business.
- Support Staff
- Establish a project that would get citizens, staff, & council working to rally the city together. Something meaningful, fun and positive, showing a desire to pull together.
- Find better ways to report to the public to alleviate mistrust. Especially on finances (not a shot, help to make it more easily understood)
- Secure a resilient funding stream,
- Improve public safety,
- System upgrades

9

Government – Top Three Strengths

- Talented tenured staff / department leadership (5)
- Commitment to Joplin / vision for Future (2)
- Current projects that will aid in attracting growth./ desire for improvements (2)
- Community partnerships, ie: chamber, educational institutions.
- Great core of elected leadership
- The ability to handle the challenges of an aging city, with a vision for what we can and will become in the days ahead.
- Our financial strength
- Location

10

Government – Top Three Weaknesses

- Limited resources, staffing and inefficiencies (3)
- Communications in all directions, internal and external, transparency (3)
- Not listening to committees / citizen input. (2)
- Council members listening to staff and not citizens
- Not looking at a project as a whole-with all the pieces brought together
- Waste too much time with naysayers.
- Lack of expandable land.
- Conveying vision, but we are getting better.
- Staff lying to Council and not being corrected
- Council members desire to micromanage city business.
- Mutual respect for others and operating within organization guidelines.

11

Community – Top Three Threats

- Illegal drugs epidemic. (3)
- Homelessness and panhandling. (3)
- The criticism of a vocal minority creating mistrust (2)
- Housing needs (2)
- Water needs.
- Declining efforts to work together.
- Retaining taxes that fund all the things we need to do.
- Spending more money than we are bringing in.
- Getting ARPA projects done on time and in budget.
- Overworked staff.

12

Community – Top Three Opportunities

- Economic Development/Growth/Jobs/.(4)
- Capitalize on sports activities including indoor sports venue (2)
- Build on medical care and education opportunities (2)
- Opportunities coming with increased access to broadband.
- Better communications
- Public safety retention
- Addressing homelessness
- Curbing illegal drug use.
- Growing recognition as a great area to work, live and raise a family
- Continued beautification projects giving our citizens a sense of pride for of city

13

Five Years – Joplin will be a city that…

- Took advantage of great opportunity to grow and move the city forward into its next great era.
- Brings people home
- Has provided well for its residents and is the center for Medical, Education and Spiritual opportunities for everyone!
- Is always finding ways to improve itself not just for today but for tomorrow, a place that is safe, a place that people are proud to live, work and play.
- Is still doing the best it can

14

What are your takeaways?

JOPLIN
MISSOURI

15

Top Ten Attributes of Effective Councils

Have a clear view of the Council Role and Your Role

- Understand the role of local government on a broad basis
- Council role is to set vision and policy, not micromanage
- Strive to be informed of the issues and be prepared to ask questions of staff and each other
- Have clear view of how to interact with manager and staff

Develop a Sense of Team

- While having personal platforms and issues, the role is to make decisions based on the needs and interests of the community as a whole; the greater good
- Develop a willingness to work collaboratively with council colleagues and staff
- Work collaboratively with council colleagues and staff to develop policy goals and council decisions.
- Prioritize collaboration over personal agendas, focusing on achieving collective goals for the city.
- Once decisions are made, support the council and city

Have a Problem-Solving Focus

- Use research, community data and best practices to inform policies and ensure resources are allocated effectively
- Address city issues pragmatically and not emotionally
- Prioritize solutions that maximize public benefit and minimize unintended consequences
- Work on ensuring programs and projects are effective today AND have a long-term vision for the city's growth

Fiscal Responsibility is a Top Focus

- Clearly understand all sources of revenue available to the city and uses
- Ensure budgets are balanced
- Support essential services while striving to meet long-term goals
- Foster partnerships with other organizations to achieve defined goals; create additional resources

Maintain Transparent Communication

- Maintain open communication with each other, city manager, staff, and community
- Proactively seek input from residents, attend local events, hold public forums
- Ensure you are hearing from a broad base, not just your friends, family and small groups
- Listen carefully, understand what others are telling you first. Ask questions to clarify
- Seek to convey the City's positions, communicate those clearly
- Strive for consistency in public messaging to avoid confusion and demonstrate a cohesive governance team.

Honor the Relationship with Each Other and the Public

- Have the ability to respectfully disagree. Debates are about policy not personality
- Reflect positive models of decorum and leadership by maintaining a respectful tone
- Listen respectfully to public input
- Provide information with decorum
- Have civility and respect for each other

Honor the Relationship with Staff

- Recognize your oversight and communication is with city manager and other direct reports, not with other/all staff
- Respect the distinct roles of city council members as policymakers and city staff as implementers, avoid micromanagement
- Trust and empower city staff to execute their responsibilities, offering resources and clear guidance when needed.

Conduct Effective Council Meetings

- Be respectful of each other, the public and everyone's time
- Use engaging body language to demonstrate respect
- Ensure issues are not personalized, thoughtful dialogue and discussion is the goal
- Come prepared
- Keep an open mind
- Strive to be civil and act with decorum

Hold Yourself and the Council and Staff Accountable

- Operate ethically and with integrity
- Conduct regular team building / goal assessment exercise to keep track of progress (not at regular council meetings)
- Take responsibility for results (good and bad)
- Celebrate success
- Members hold themselves accountable for adhering to operating protocols and codes of conduct

Practice Continuing Learning and Development

- Stay informed on key issues
- Gain key insights and knowledge on all aspects of governing
- Learn to listen to each other, staff and public.
- Seek out national, state and other growth and educational opportunities

Recommendations compiled from various resources including ICMA, Municipal Research and Services Center-Washington state, Gov 1.

O'BRIAN & ASSOCIATES, LLC

1. Better comm.
2. Staffing Levels & Rew./Ret. comp. $
   Econ Dev.
3. Econ. Dev.
4. Communication signage
   tell stories
5. Marketing/comm
6. Re Brand med comm. avails
   Strengths
7. Teamwork staff Council
   Partners Citizens

Staffing -
Technology, wages, evaluations of dept.

Revenue
Grants!
Mindful of spending

Econ Dev - Partnerships
JHRP, JHAP, tax abatements to address blight
Use tax for beautification, Prospect Village

Communication - Media presence
New Marketing Dir, Signage, PR
using tech to streamline processes, public-facing technology
celebrating successes

Rebrand - Education/Medical
Signage, CVB, media dept.

Teamwork - City Council Retreat,
Be Nimble, Be aware, Partnerships

Staffing -
use staff time efficiently, prioritize workload, great place to work!

Econ Dev -
aggressive grant funding, master plan for development, fix roads, annexation opportunities, explore opp. expand infrastructure

Communication -
Adaptive Technology, use technology to address public concerns, better communication with citizens, storytelling, listen better

Rebrand - City dept highlights, what is unique to Joplin?
Stay hungry for excellence!

Teamwork - 5 year goals, earlier engagement in budget process + projects, don't shy away from difficult topics

what else?

Revenue - more!
federal funding
renew taxes
full-time grant writer

Bumper Stickers

Midwest Medical Mecca:

Teamwork makes the dream work

MAK(ING) JOPLIN NEW FOR ME AND YOU

STAFFING—

WE INVEST IN PEOPLE NOT JUST PROJECTS

ECON DEV—

A SAFE PLACE TO LIVE, WORK & PLAY

Communicator

SEE WHAT JOPLIN IS DOING.
DON'T KNOW WE'LL TELL YA.

Safety -

Econ Dev -

Resilient Revenue -

Community Appearance -

Declining Neighborhoods -

Homelessness -

JOPLIN
MISSOURI

O'BRIAN
& ASSOCIATES, LLC

Rob O'Brian, President
rob@obrianassociates.com
417.438.0100
1016 N. Sergeant Ave.
Joplin, MO 64801

Neighborhood Revitalization Update

Planning
Community Development & Neighborhood Services

March 10, 2025



Qualified Census Tract Windshield Surveys

101: 1993 properties

106.1: 1151 properties

108: 1953 properties

110: 1801 properties

Total Properties: 6898

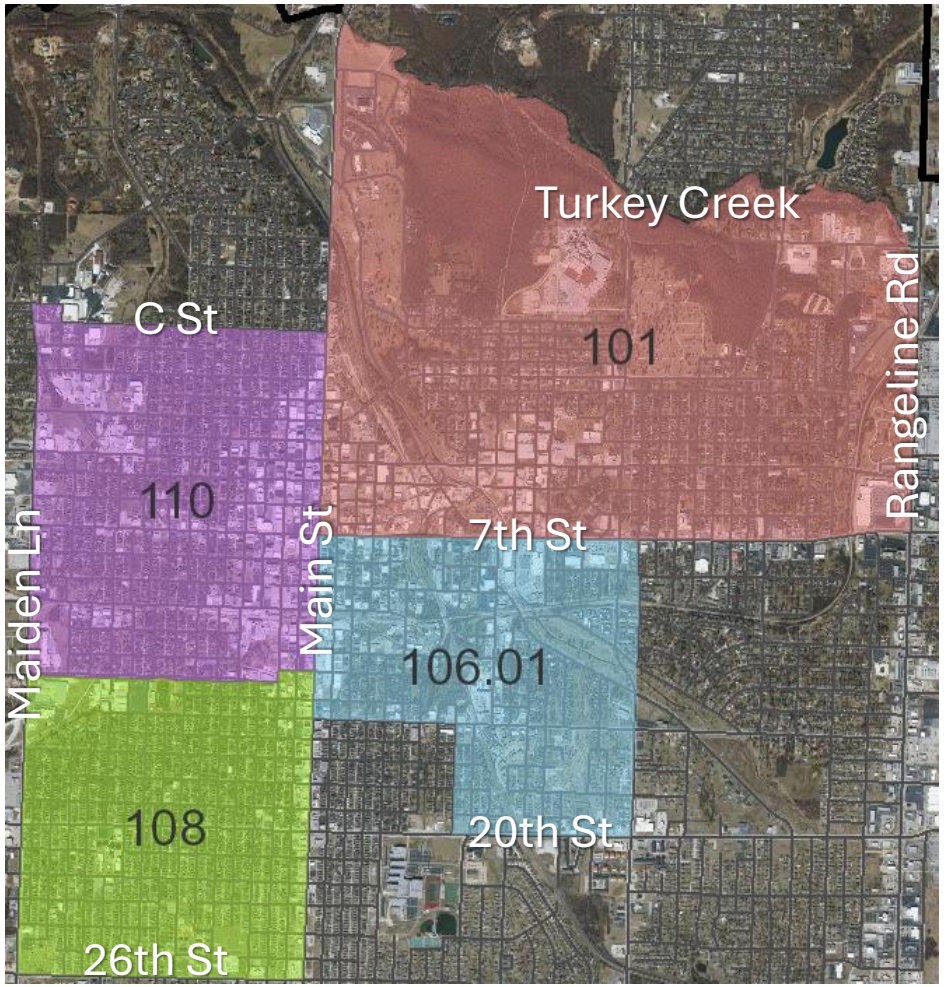

QCT Assessment of Properties

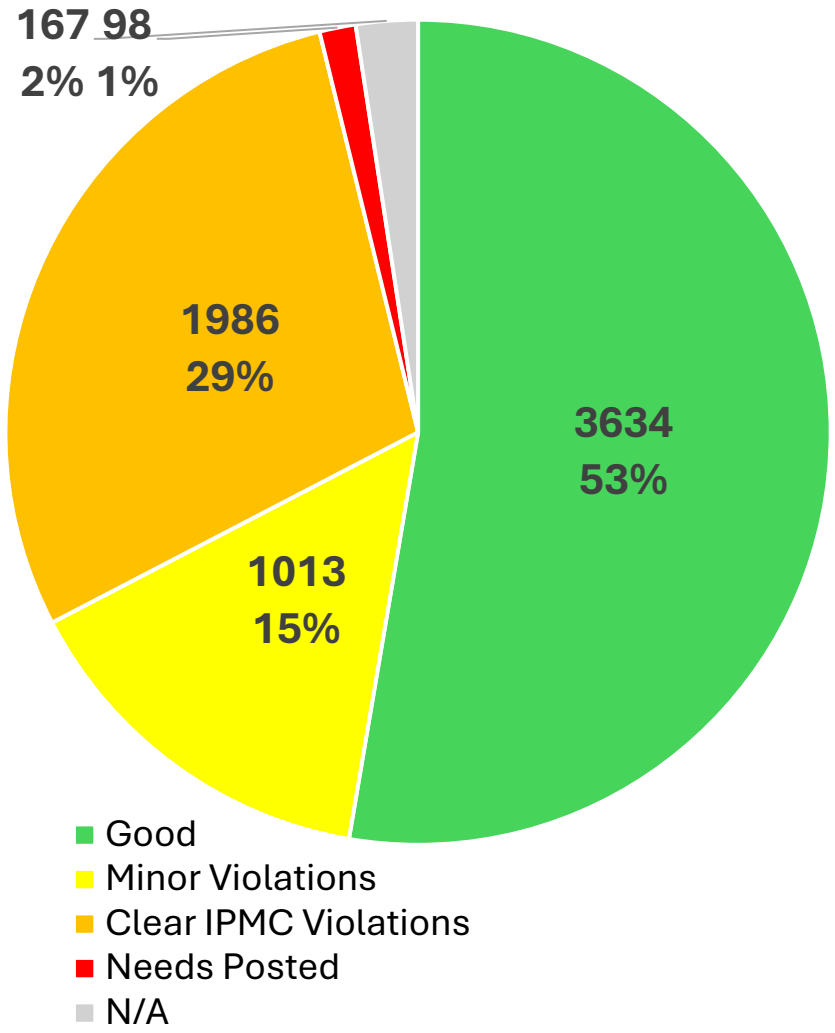

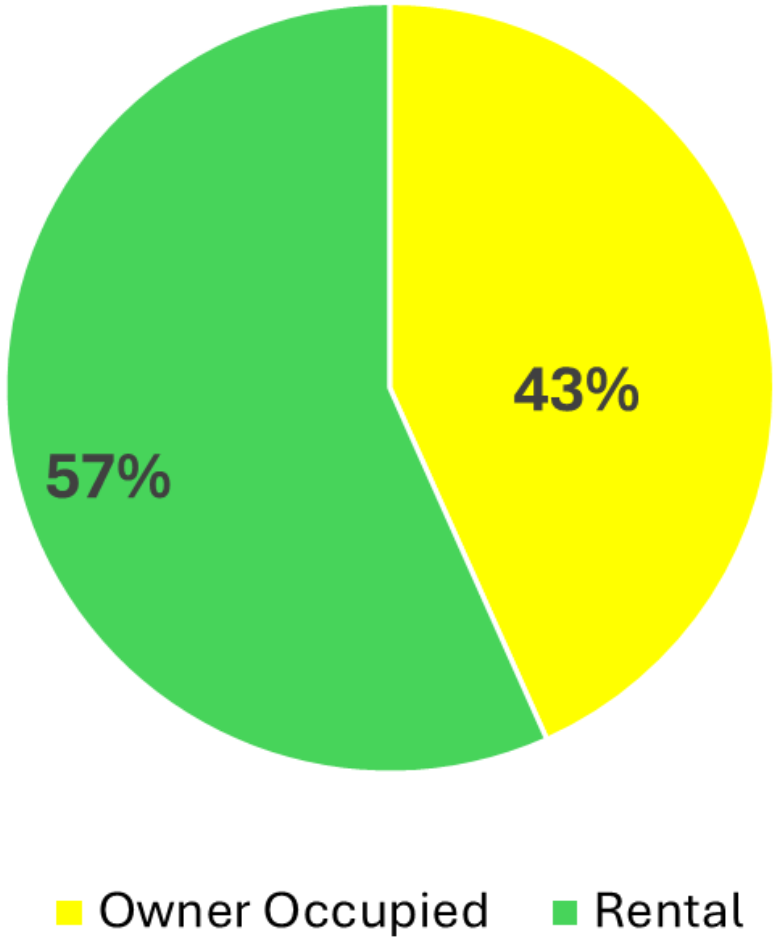

QCT Assessment of Permits
Fiscal Year 2024

	Demo Permits
101	10
106.01	6
108	7
110	18
Total	**41**

	New Construction Permits	New Construction Valuation
101	20	3,705,661.00
106.01	5	1,005,274.00
108	22	3,862,215.00
110	5	1,185,729.00
Total	**52**	**$ 9,758,879.00**

ARPA Community Revitalization Programs

Community Revitalization Program

JHAP2	**Home Down Payment and Closing Cost Assistance ($3,000,000)** • Maximum assistance per applicant $40,000 • Assisted 87 households • Current Status: Complete
JHRP2	**Home Rehabilitation and Repairs partnership with Economic Security Corp ($2,000,000)** • Repair/Replacement Roof, Siding, Windows, Porch, HVAC • Maximum assistance per applicant $25,000 • Current Status: $460k spent or under contract
Demo	**Demolition of Dangerous Buildings ($2,000,000)** • Current Status: 15 homes demolished $140k spent to date Additional 18 properties in various stages Letters have been sent to property owners identified through the windshield survey

Neighborhood Revitalization - Contractors Incentive Program

$1,000,000 Budget

16 Homes Replaced with New Construction

$555,000 Incentives Paid to Date
$160,000 In Process/Pending Sale

$190,000 Average Sale Price of New Construction

2 Current Applications in Review
Accepting an Additional 5 Applications

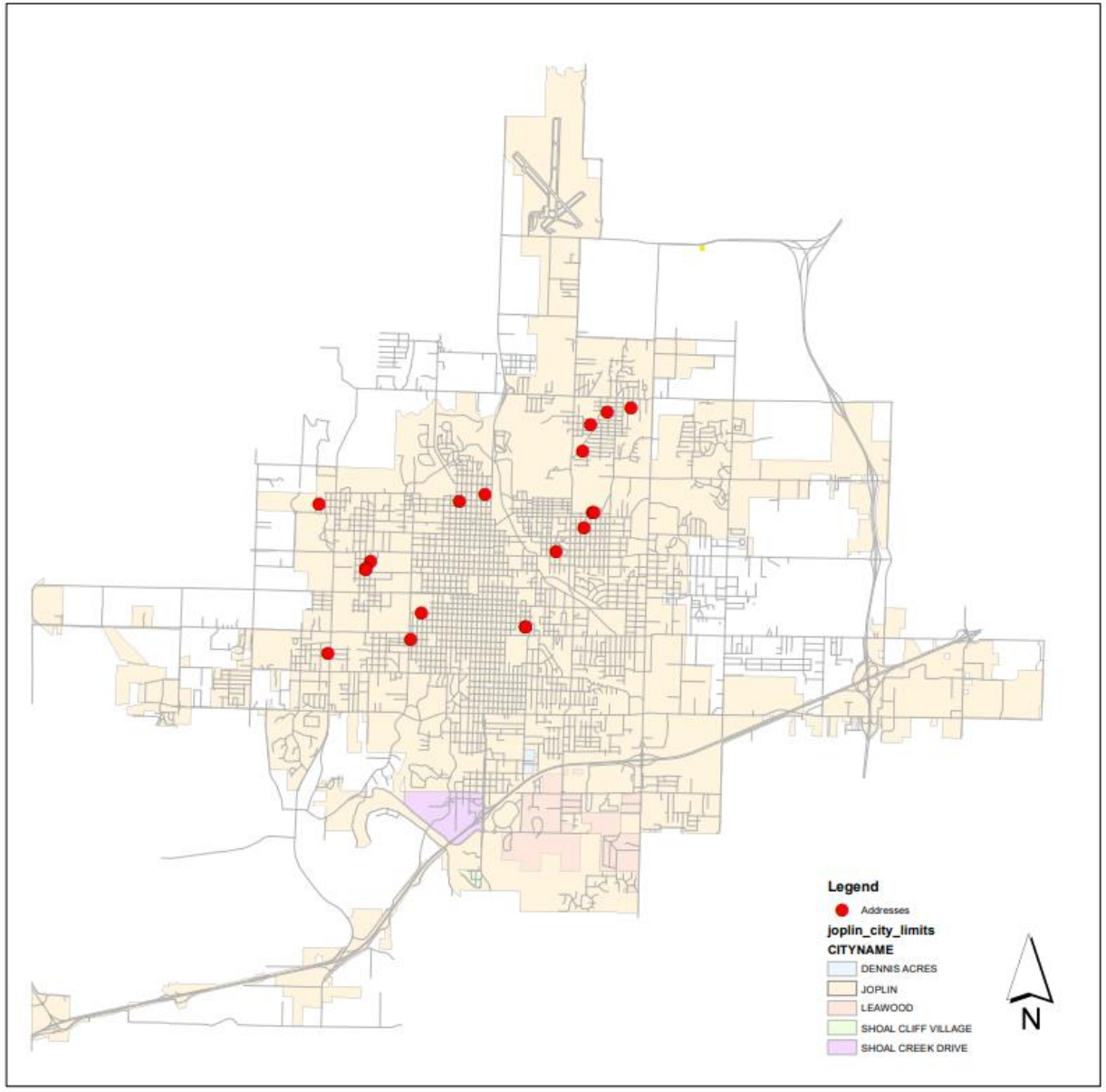

Neighborhood Revitalization Program





Completed October 2024





Pending Sale

Neighborhood Revitalization Program Continued





Completed August 2024





Completed January 2025





Completed November 2024

Neighborhood Revitalization Program Continued





Completed August 2024



Completed February 2025





Completed January 2025



Neighborhood Services

Nuisance Violations:

Trash – Garbage, refuse, debris such as dilapidated wood, metal debris, broken items, etc.

Outdoor Storage – Outdoor storage of items such as appliances, and items with intended indoor use.

Abandoned Objects – Items not in current use or in good working condition.

FY 24 Nuisance Cases

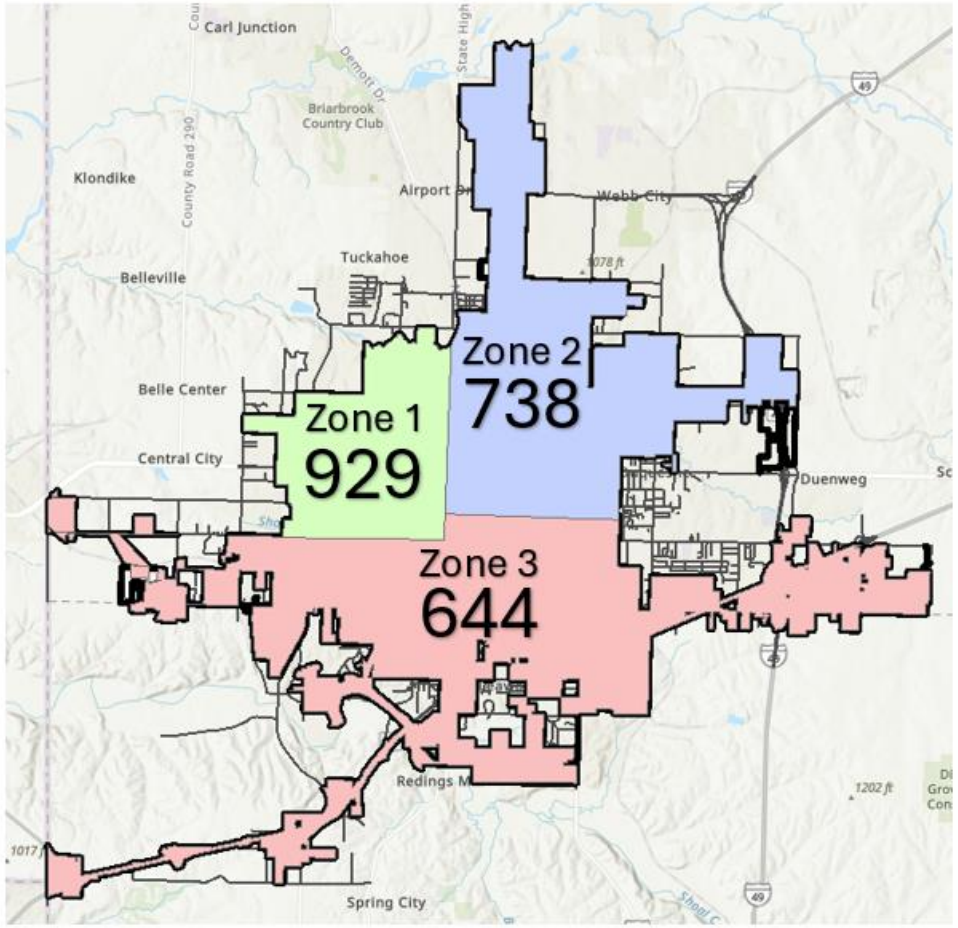

2,311 Total Cases

Neighborhood Services

Grass Violations:

Grass, weeds, rank vegetation in height over 12 inches tall. Must be maintained including along alleys, easements, sidewalks, streets and curbs.

FY 24 Grass Cases

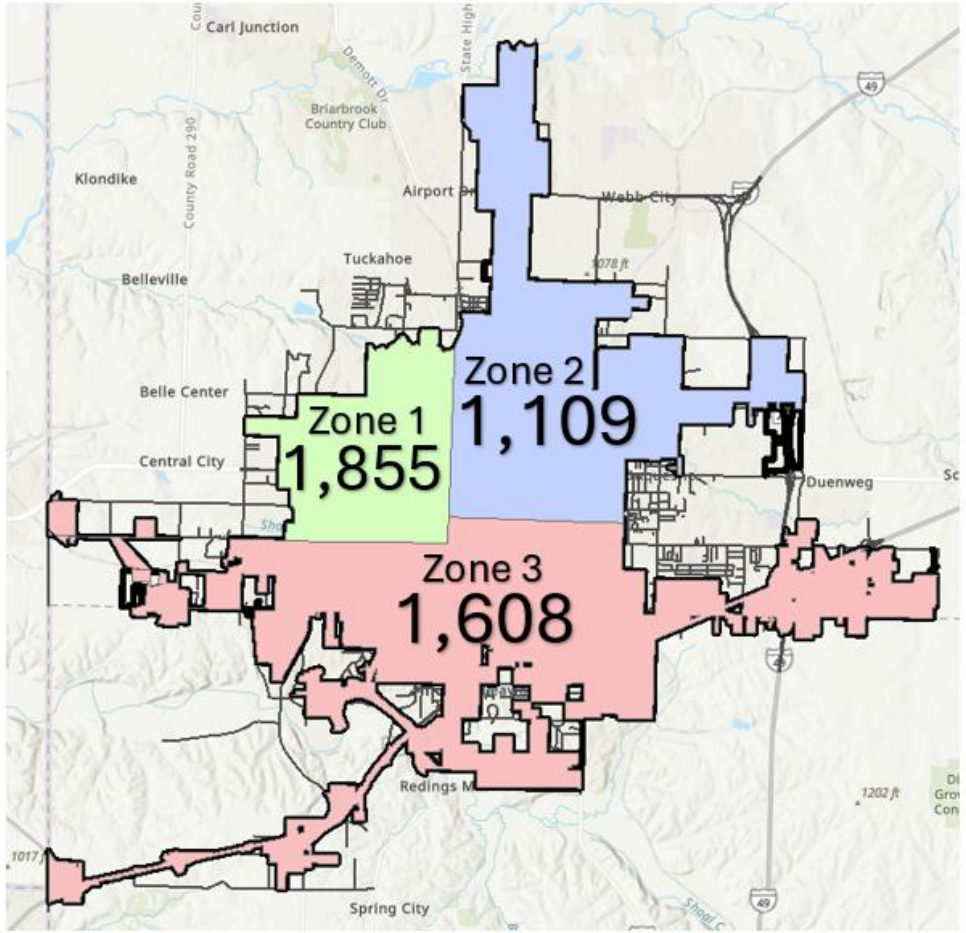

4,572 Total Cases

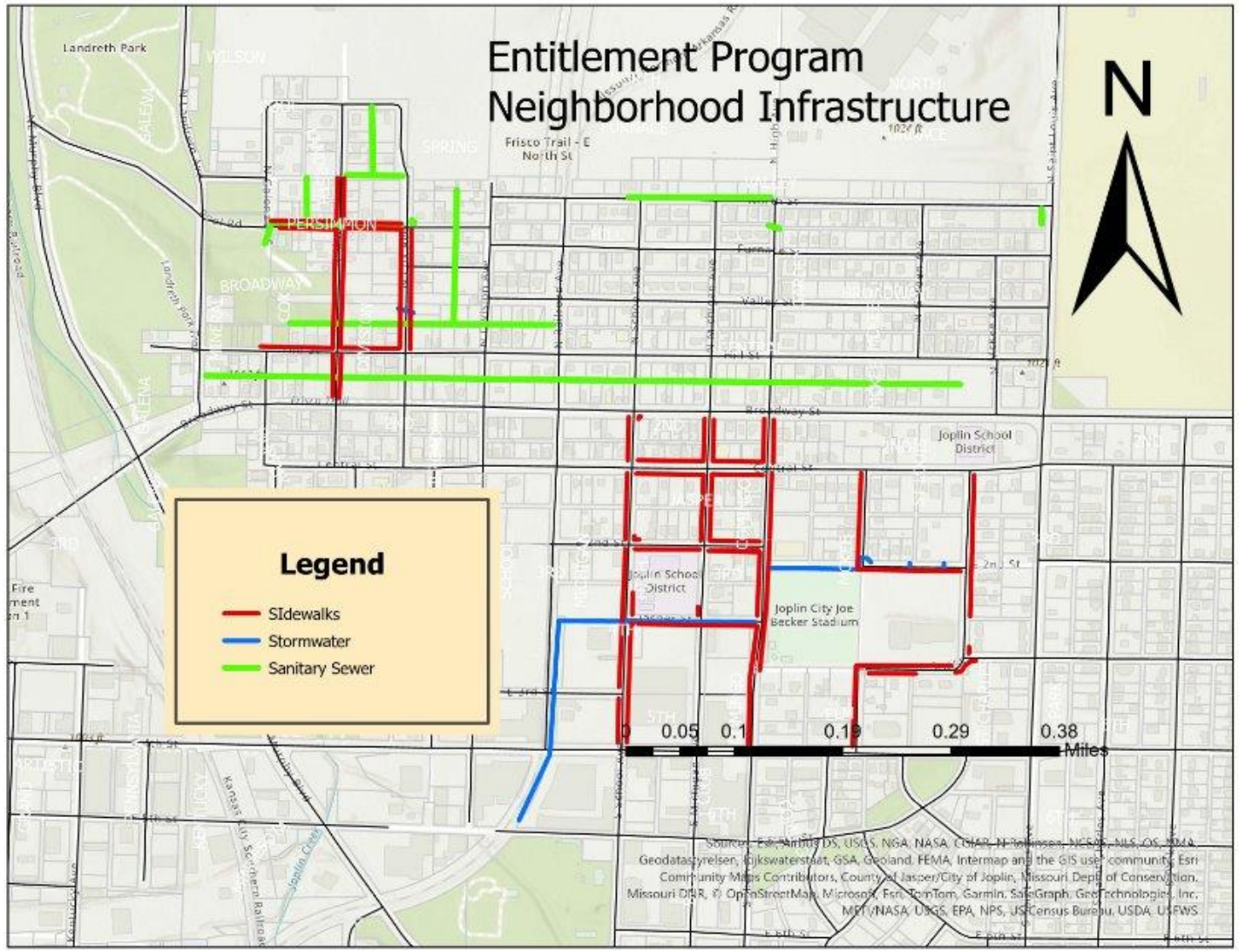

2015 – 2024 Construction

Stormwater
3 Boxculvert replacement projects
930 Feet of Sub-Grade Stormwater Facility Improvement
960 Feet of Surface Stormwater Improvement
Sidewalks
13,240 Linear Feet of Sidewalk Curb and Gutter
Sanitary Sewer
7,450 Liniar Feet 4" Sanitary Sewer Main Replacement, Mostly Trenchless Reconstruction

PLANNING, DEVELOPMENT & NEIGHBORHOOD SERVICES DEPARTMENT UPDATE

Action Plan Strategies:

Completed

In Progress

- Improving Community Appearance:
  - Strategy 3: Review Zoning Code for Additional Beautification Enhancements
  - Strategy 5: Review Non-Res. Property Maint Code for Addtl Bldg Maint Measures
- Addressing Declining Neighborhoods
  - Strategy 1: Housing Revitalization Plan
  - Strategy 2: Neighborhood Improvement Zone Project
  - Strategy 3: Review Other City Codes
  - Strategy 4: Strengthen Home Repair Program
  - Strategy 6: Reduce Number of Vacant & Dangerous Buildings in Community
  - Strategy 9: Joplin Homeowner Assistance Program
  - Strategy 10: Dev Phased Approach to Bring Affected Hsng Units into Compliance
  - Strategy 11: Rental Property Inspection and Permitting Program
  - Strategy 12: Property Maintenance Litigation Tools
  - Strategy 13: Tenant Bill of Rights
- Increase Economic Opportunities
  - Strategy 2: Operational Assessment
- Address Homelessness
  - Strategy 3: Maintain Property Maintenance



ACTION PLAN UPDATE BY FINANCE DEPARTMENT

COJ Team | March 10, 2025

FINANCE DEPARTMENT ACTION PLAN UPDATE

ADDRESS DECLININING NEIGHBHORHOODS: *STRATEGY 7 – VACANT LOT INVENTORY AND TRACKING SYSTEM*

- Sale of City-owned Property is underway
- Sale of Non-buildable lots will begin in March of 2025
- Updating of Land Bank is underway, which will be used to create an accurate GIS Layer
- Review of Surplus Land Policy is underway and will be updated by Summer of 2025
- Process to remove sold property from City maintenance list is complete

FINANCE DEPARTMENT ACTION PLAN UPDATE

ADDRESS DECLININING NEIGHBHORHOODS: *STRATEGY 8 – COUNTY LOT TRANSFER PROGRAM*

- Meet with Jasper County and Newton County Commissioners to establish County Lot Transfer Program
- Follow Updated Land Surplus Policy in order to accept County properties and dispose of the property
- Currently working with Legal Department to take ownership of properties with city liens in order to encourage infill development
- Currently working with Legal Department to obtain clean title on some remaining surplus property

Questions?



CAPITAL IMPROVEMENT PROJECTS WINTER 2025 Update

Transportation Projects

Zora Improvements—Range Line to MO249





Budget – $9,000,000
Phase 1 Complete
Phase 2 to Bid Spring 2025

Connecticut Widening 32nd to I-44





Construction Contract - $3,776,349
Project is Complete

20th Street Widening (Schifferdecker to Central City)







Construction Contract – $9,878,241.50
Utility Relocations Ongoing
Construction Phase to Start Spring 2025

Willow Branch Stormwater Improvements

Design Phase

Budget:
$12,260,000



Pennsylvania Avenue Viaduct Removal

Design Phase

Budget: $4,800,000





4th and Murphy Intersection Improvement

Construction Contract- $1,992,068
Construction Phase

Completed Project
Survey & Design
ROW Acquisition & Utility Adjustments
Construction
On-Going Project (City-Wide)

CIST Program (Sunsets 1/1/25)

		2023		2024		2025		2026	
TC0601	32nd St.-Schifferdecker to Country Club								
TC0602	32nd St.-Country Club to Central City Road								
TC0603	Neighborhood Transportation Improvements (City Wide)								
TC0604	Street Surface Repair (City Wide)								
TC0605	Intersection Improvements (City Wide)								
	Intersection of Murphy & 20th								
	Intersection of 32nd & Connecticut								
	Intersection of 32nd & Indiana								
	Intersection of 32nd & Main								
TC0606	Connecticut Ave.--32nd to 44th								
	Connecticut --I-44 to 44th St.								
	Connecticut --32nd to I-44								
TC0607	44th St.--Rangeline to Connecticut								
TC0608	Zora-Rangeline to MO-249								
	Phase 1 -- Zora & Duquesne Roundabout								
	Phase 2 -- Zora Widening Duquesne to MO249								
	Phase 3 -- Zora Widening Rangeline to Duquesne								
TC0609	Connecticut--Overpass at I-44								
TC0610	6th & Virginia Parking Garage Improvements								
TC0611	20th St. -Schiff. To Country Club ROW								
TC0612	20th ST. -Schiff. To Country Club Improvements								
TC0613	Jackson--Bridge Replacement at Shoal Creek								
TC0614	Schifferdecker--New Bridge at Turkey Creek & Zora								

**As of 2/25/25. General timeline for illustration purposes only. Individual project schedules subject to change moving forward.

2015-2025
Capital Improvement Sales Tax Program Balance

***Disclaimer: Schedule is conceptual at this time, and subject to change due to grant awards, and other scheduling necessities that may arise.

CITY WIDE ON-GOING PROJECTS
PLANNING/SURVEY & DESIGN/ROW & UTILITIES
CONSTRUCTION

12 YEAR Capital Improvement PROGRAM (2025-2036)

Roadway Description	2025		2026		2027		2028		2029		2030		2031		2032		2033		2034		2035		2036		2037	
Street Surface Repair																										
Intersection Improvements																										
ADA Citywide Sidewalks																										
Neighborhood Transportation Improvements																										
New Citywide Sidewalks																										
Bridge Maintenance																										
City Building Maintenance																										
Traffic Signal Updates																										
Economic Development/Water Supply																										
7th Street - City Owned Sidewalks																										
7th St. & Illinois Intersection																										
Willow Branch																										
20th St. - Schifferdecker to Central City																										
Pennsylvania Avenue Viaduct Removal																										
Newman Road-Turkey Creek Bridge Rehab																										
I-44 Culvert																										
15th St. - Murphy/Delaware Intersection																										
Maiden Lane at Perkins Ave. to Murphy																										
St. Louis - Campbell Parkway to Broadway																										
Davis Boulevard - 20th to 32nd																										

**As of 2/27/2025

2025-2037
Capital Improvement Sales Tax Program



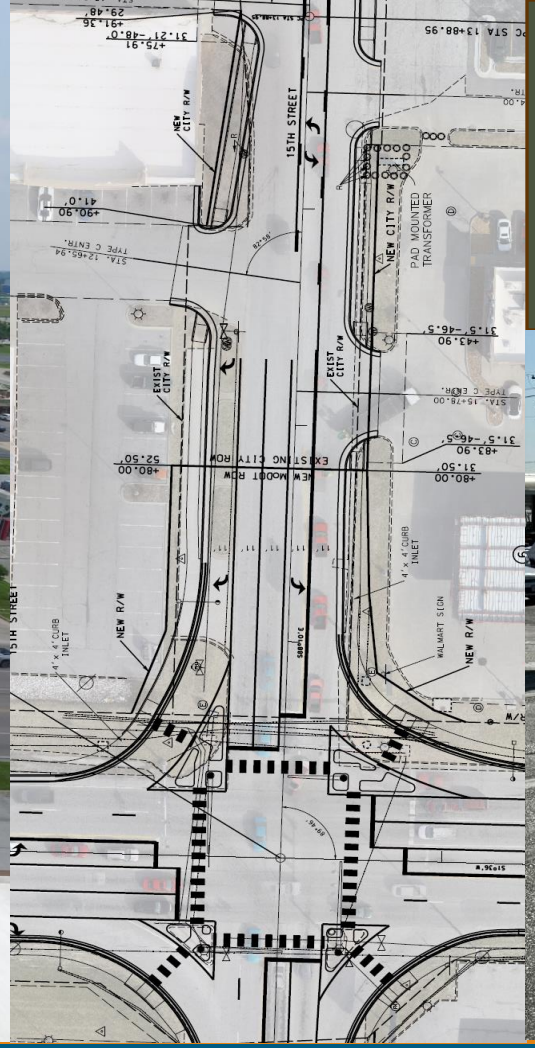

15th & Range Line



Construction Contract - $1,523,486.15
Construction Phase

Main Street Streetscape, 8th to 15th



Budget - $6,000,000
Design Phase

Aircraft Rescue and Firefighting Facility (ARFF)





Construction Contract - $7,945,239.12 (ARFF & SRE Building)

Project is Complete

Trails
Parking Lots
Paving

Tin Cup Trail





Construction Contract - $1,632,717.50
Construction Phase

Tin Cup Bridge



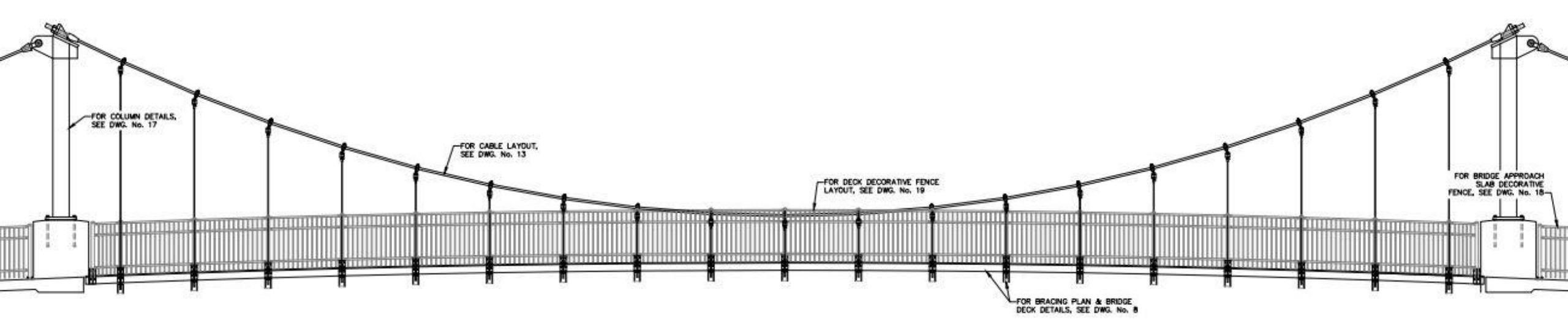

Construction Contract: $1,665,698

Construction Phase

Grand Falls Trails





Grand Falls Trails
Budget - $1,300,000
Design Phase



6th and Virginia Parking Garage



Design Phase
Budget: $4,000,000

Mill and Overlay, Microsurfacing, and Sealing



Construction Contract (Mill and Overlay) - $4,382,268

Budget (Microsurfacing & Sealing) - $2,000,000

Design/Construction Phase

Stormwater Projects

Stormwater Sales Tax Program

Survey & Design
R/W Acquisition & Utility Adj.
Construction

STORMWATER PROGRAM

** As of 3/3/2025. General timeline for illustrative purposes only. Individual project schedules subject to change moving forward.

PARKS & STORMWATER SALES TAX PROJECTS	2022	2023	2024	2025	2026	2027	2028	2029	2030	2031	2032	2033	2034
Minor System Improvements (Approx. Annual Budget)													
Ditch and Detention Pond Maintenance (Approx. Annual Exp.)													
Catch Basin and Closed System Maint. (Approx. Annual Exp.)													
10th and Main Ditch and Culvert Replacement													
Channel Improvement, Canterbury Ditch 3rd to 7th													
Ditch Improvements 2nd & Oliver/McCoy													
Culvert Improvements, Lone Elm/Murphy Blvd													
Automated Gate Arms at Murphy Low Water													
Ditch & Culvert Improvements Connecticut between 32nd & 35th													
Ditch & Culvert Improvements Connecticut between 35th & 37th													
Sunnyvale Improvements & I-44 Phase I													
17th & Mina Avenue													
1st & Joplin Avenue Phase I													
Durham Acres													
Old Willow Branch Phase I													

ARPA GRANT – STORMWATER PROJECT SITES

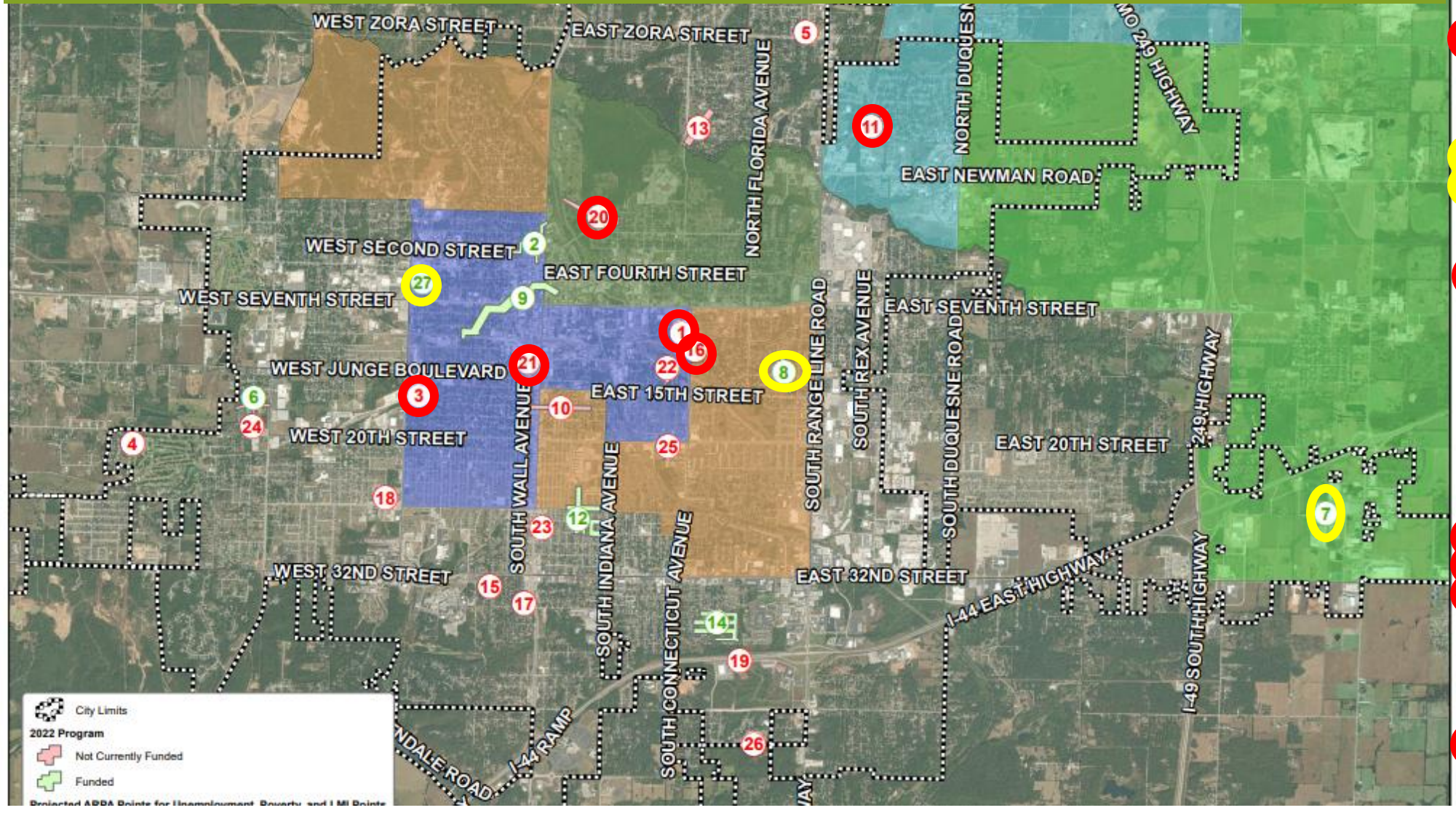

Joplin, MO

Stormwater Improvement Project Locations

1. Ninth Street and St. Louis Avenue
2. First Street and Joplin Avenue
3. 17th Street and Annie Baxter Avenue
4. Twin Hill Estates
5. Beale Street and Zora Street
6. 17th Street and Mina Avenue
7. 26th Street twin culverts
8. Texas Avenue
9. Old Willow Branch
10. 17th Street and Iowa Avenue
11. Ten Pin Lane
12. Durham Areas / Missouri Avenue
13. Euclid Avenue
14. Sunnyvale
15. 33rd Street and Jackson Avenue
16. Carolina cul-de-sac ditch
17. 34th Street and Joplin Avenue
18. 26th Street and McCoy Avenue
19. I-44 Culvert Addition
20. East Town
21. 12th Street and Wall Avenue
22. Massachusetts Avenue and Murphy Boulevar
23. Garvin Park ditch
24. Cleveland Court
25. 20th Street and Rhode Island Avenue
26. Colorado Drive
27. 5th Street and Porter Avenue

ARPA STORMWATER GRANT-GROUP A

Contract Amount: $7,921,790.60

9th & St. Louis



9th & St. Louis





9th & St. Louis



(Upcoming) 5th & Porter

ARPA STORMWATER GRANT-GROUP B

Contract Amount: $2,588,651.00

(Upcoming) Massachusetts & Murphy

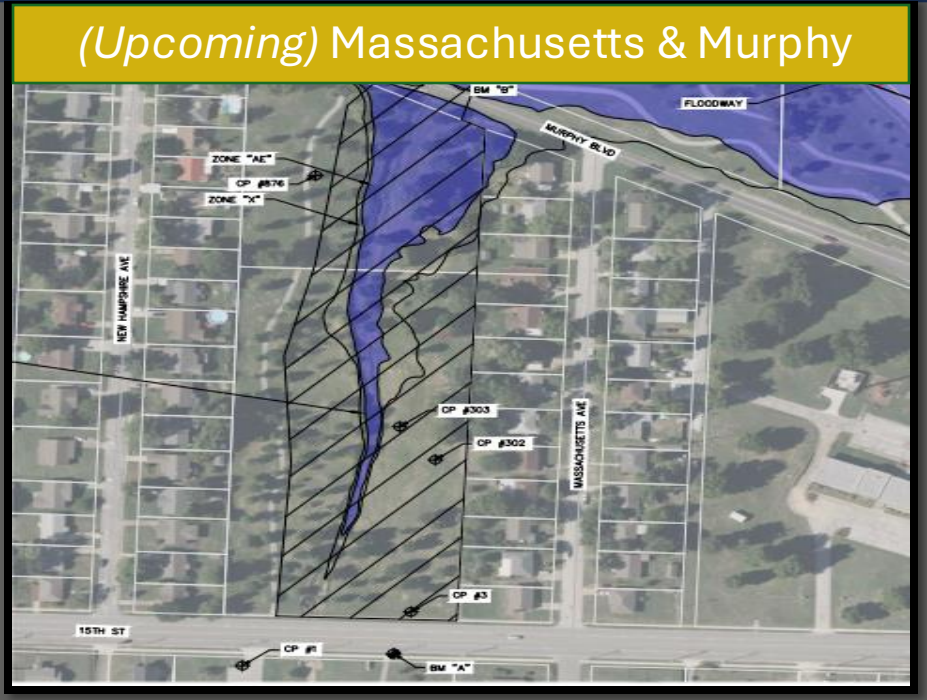

(Upcoming) East 26th St.

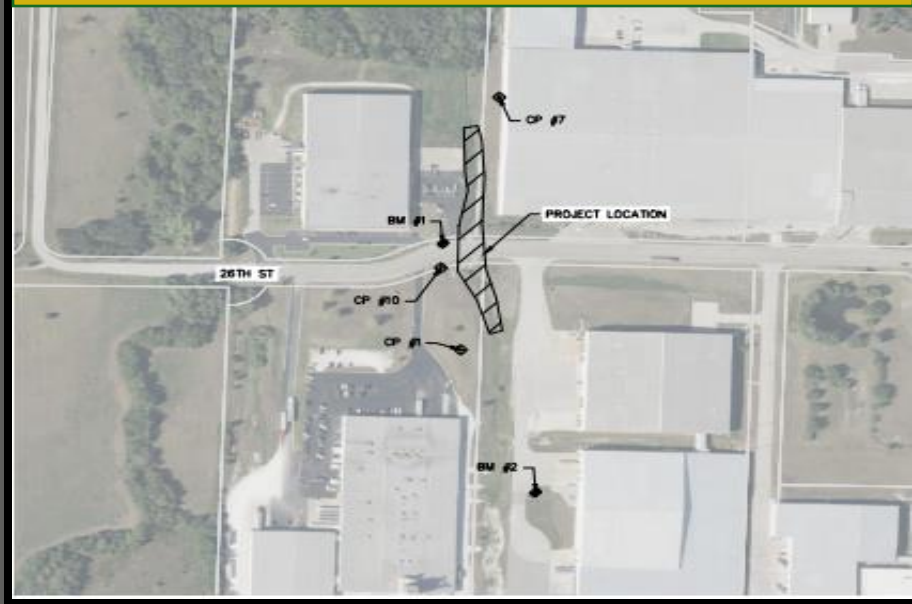

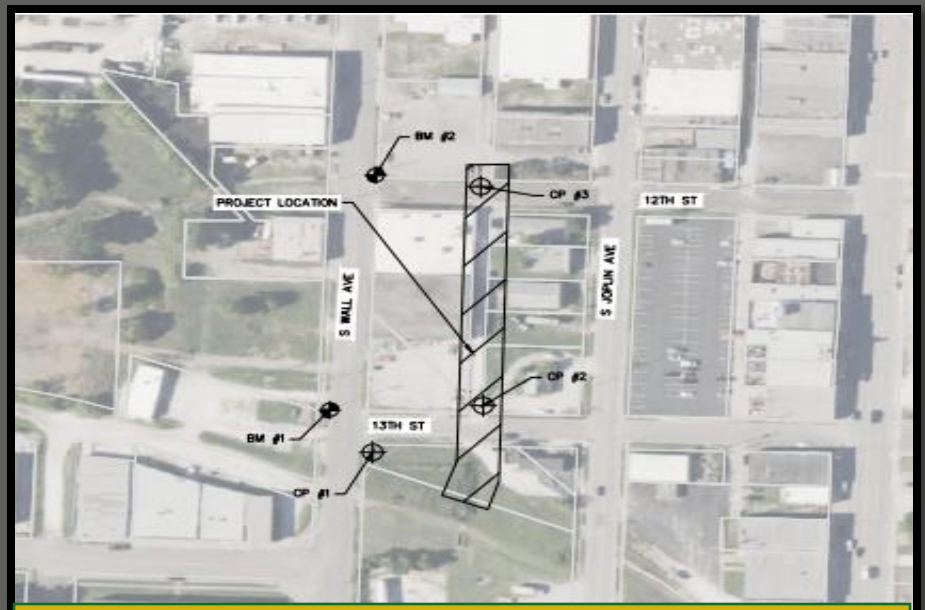

(Upcoming) 12th & Wall

SUNNYVALE

- Consultant: OWN Engineering.
- COJ Reviewing 60% Plans.
- Public Meeting scheduled for 3/27/25.
- Currently in Design Phase- 60%

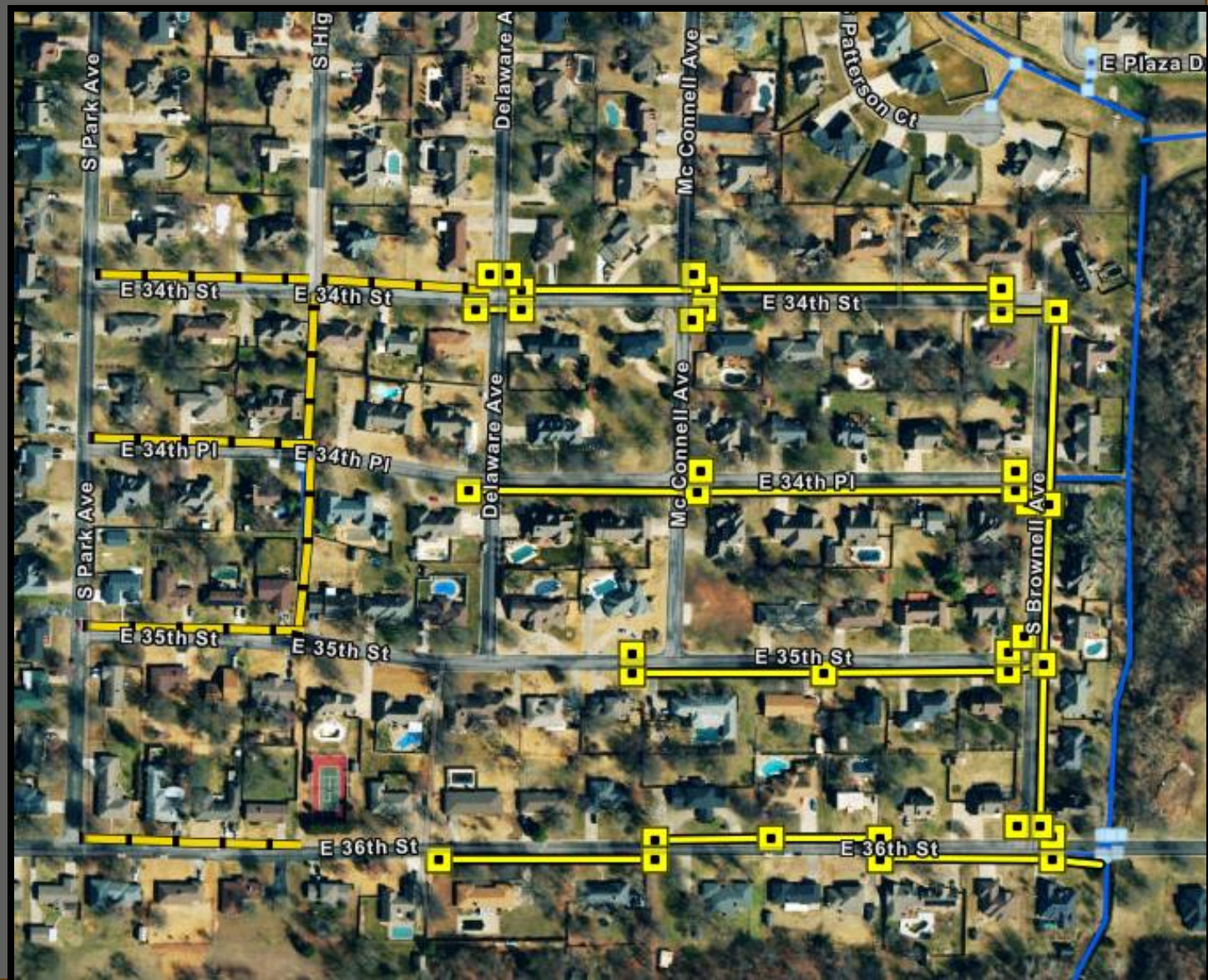

Sanitary Sewer Projects

Baker's Branch East Sanitary Sewer Extension







Contract Amount - $3,653,729.00

Construction Phase: Work is Progressing 95% complete

Contractor: Rosetta



Glendale Parallel Interceptor – Lower Reach

- Contract Amount - $2,550,624.00
- Contractor: *Rosetta*
- 5,386 LF of Gravity Sewer

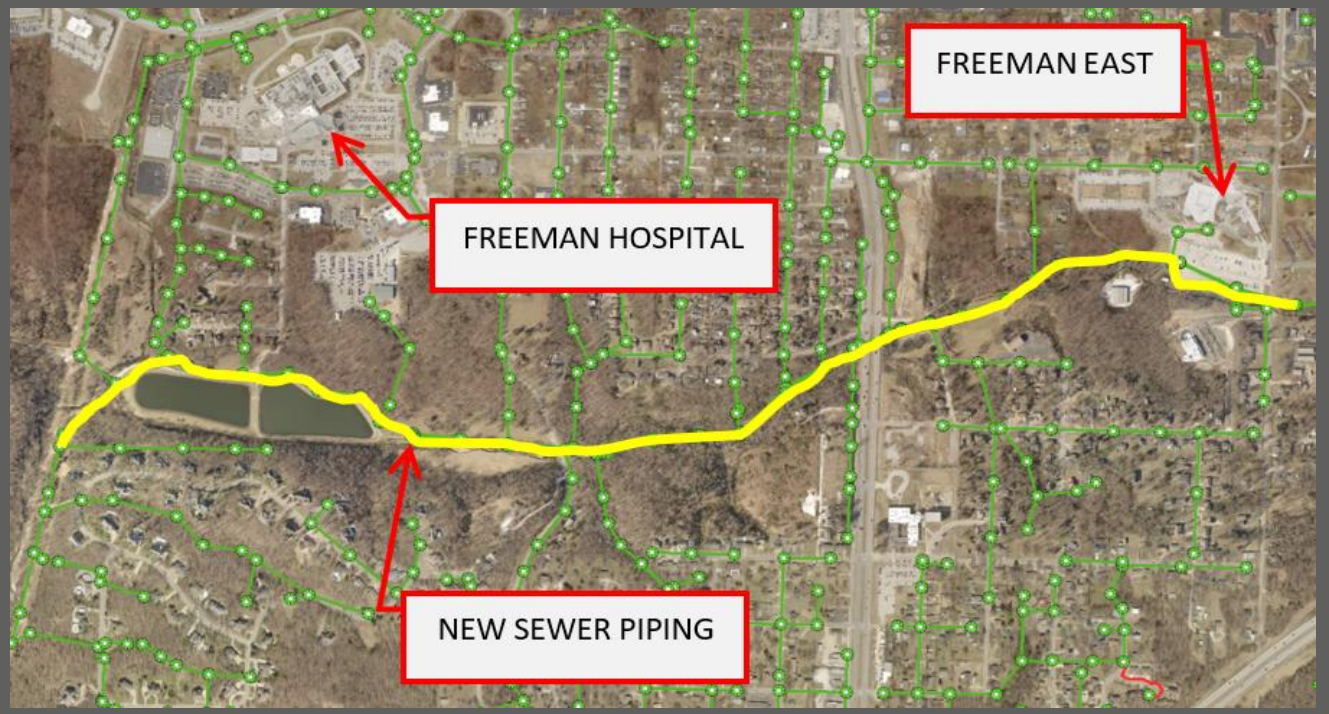

Tin Cup Parallel Force Main Phase 1

Contractor: Rosetta

Budget: $1,588,599.00

24" force main replacement

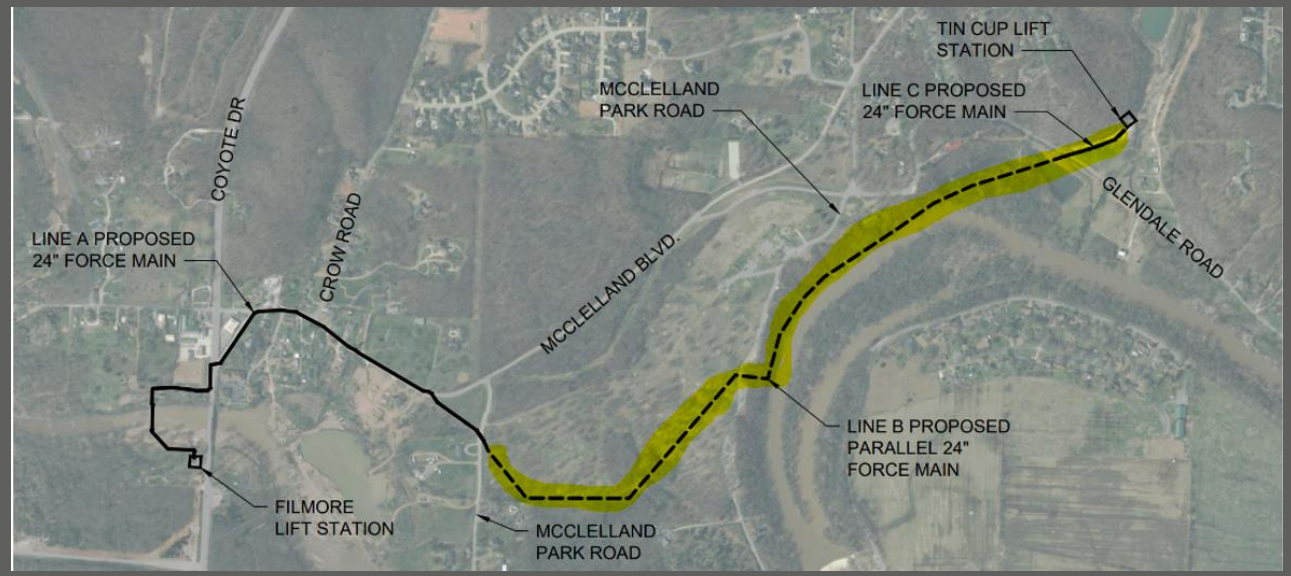



Tin Cup Lift Station Improvements

- Contractor: Goins
- Contract Amount: $1,777,770.00









Tin Cup Parallel Force Main Phase 2 / Crane Rd Lift Station Elimination

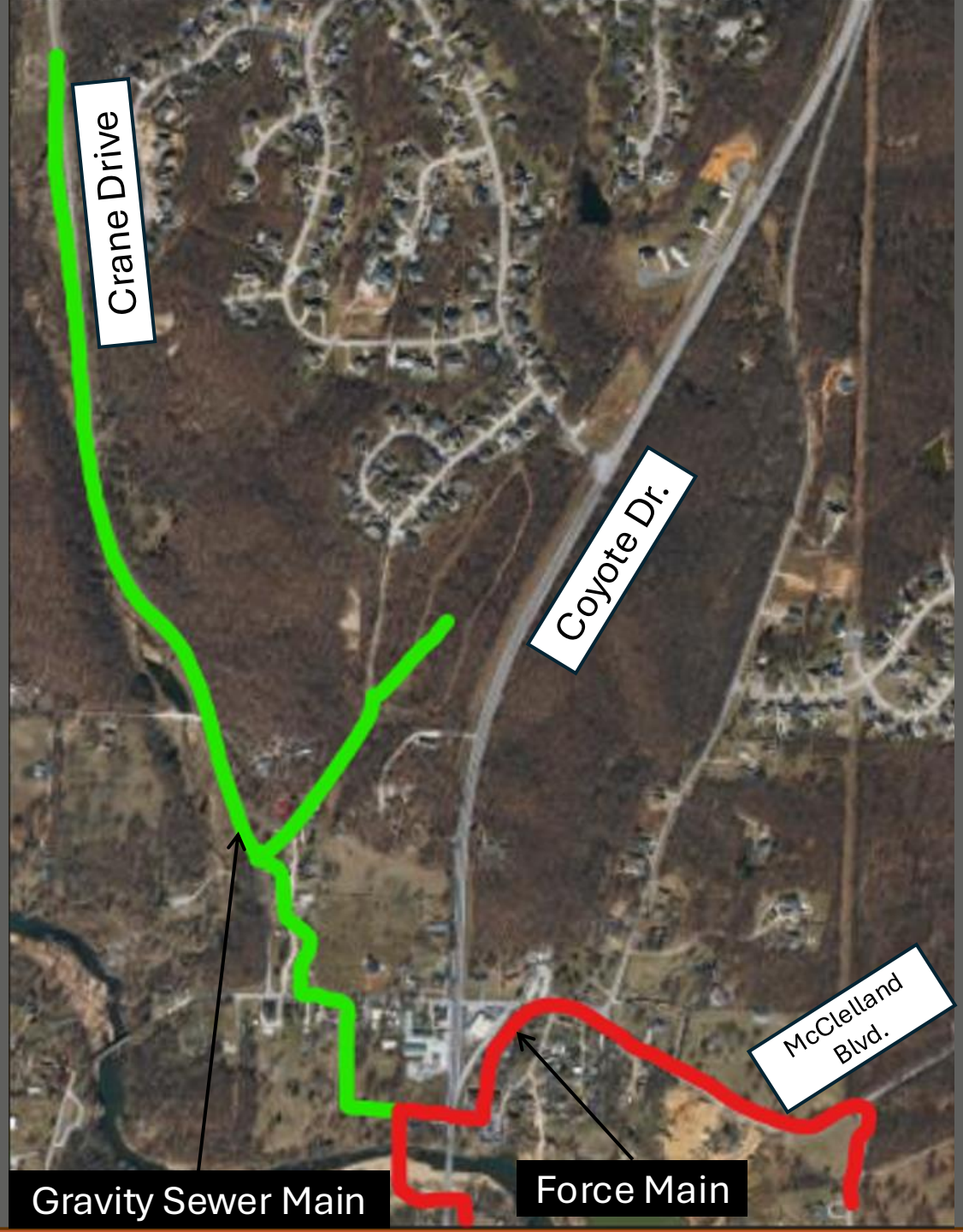

Project Budget: $5,000,000.00

-4,905 LF parallel force main between Tin Cup Lift Station and Filmore Bridge Lift Station

- 8,306 LF Gravity Sewer Main

ARPA Sanitary Sewer Renovation Project Area

- Contract Amount: $3,618,369.07
- Contractor: Municipal Pipe Tool Company, LLC
- Progress: 95%
- Total LF: 29,606



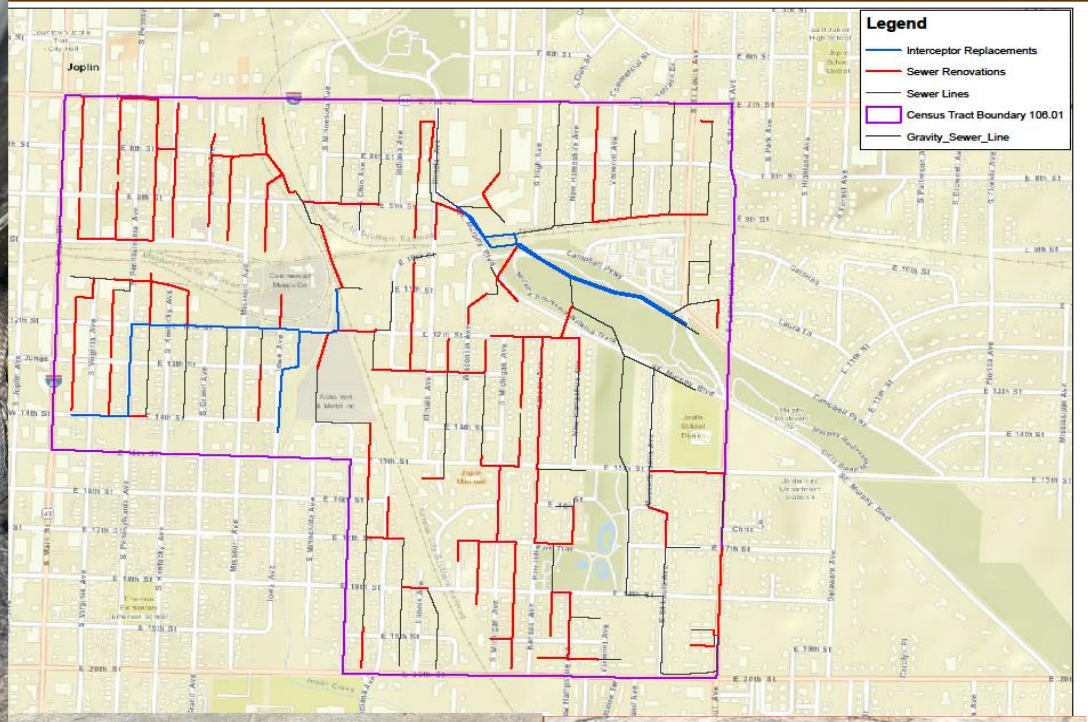







ARPA Interceptor Improvements





Replacement of over 4,500 LF of concrete interceptor sewer lines with new 18” and 24” diameter interceptor sewer lines

Contract Amount: $1,987,927.00

Contractor: Rosetta

Public Sewer Rehab

2022 Evaluation and Rehabilitation Toolbox for Wastewater Collection System

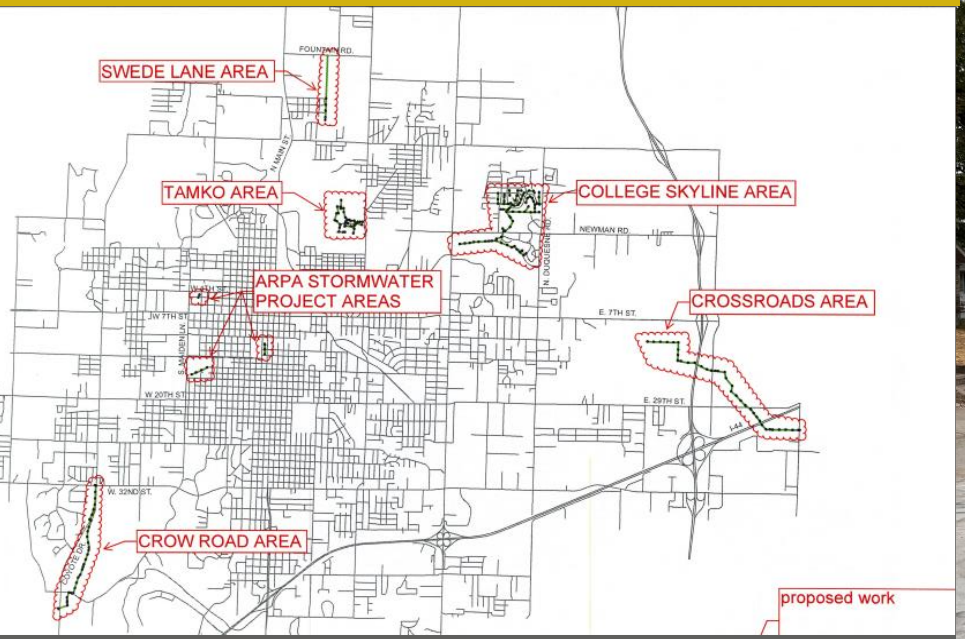





ACE Pipe Cleaning Map



Annual $1,500,000.00

ARPA Waterline Extensions

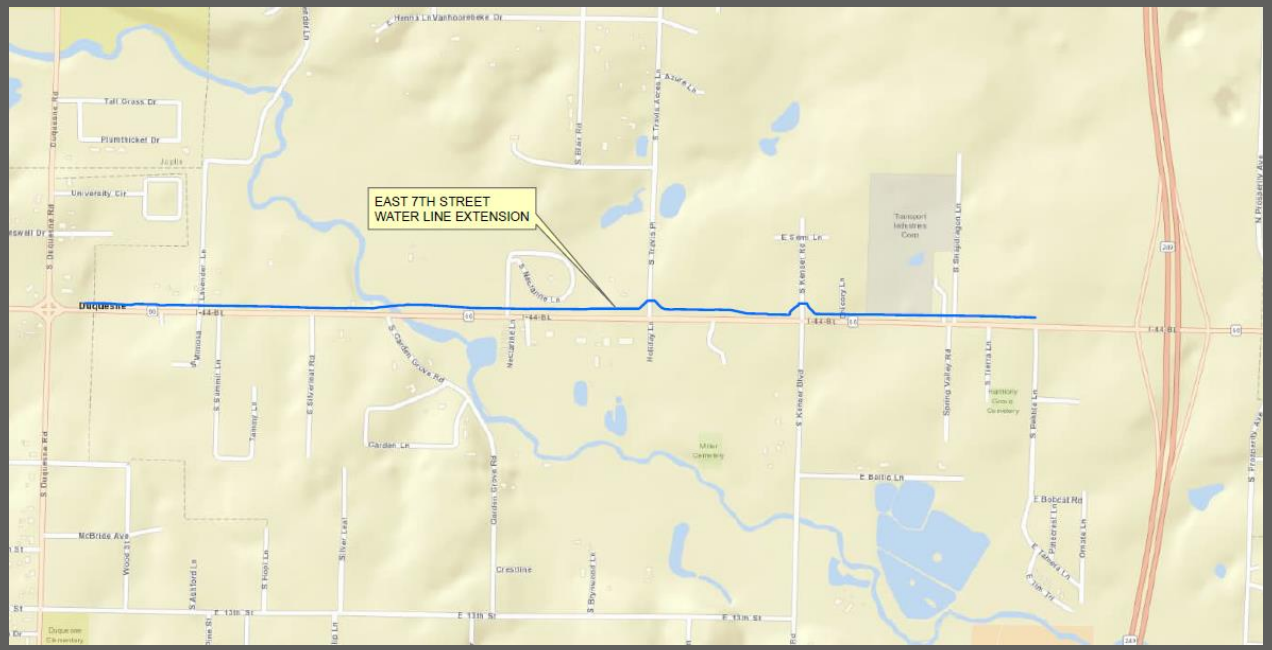

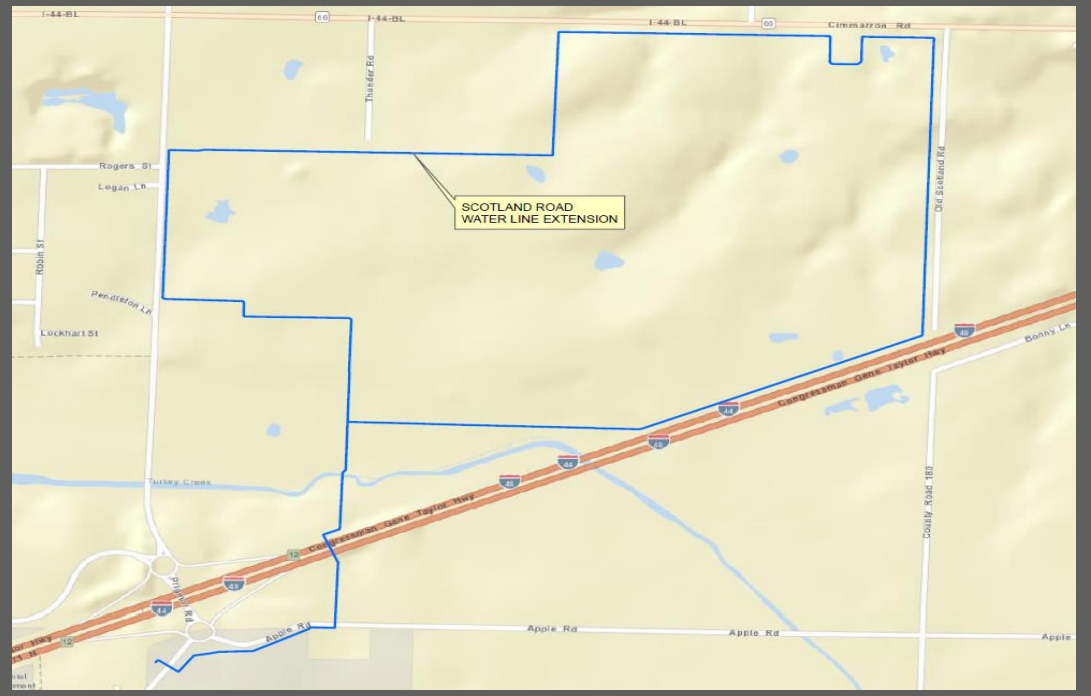

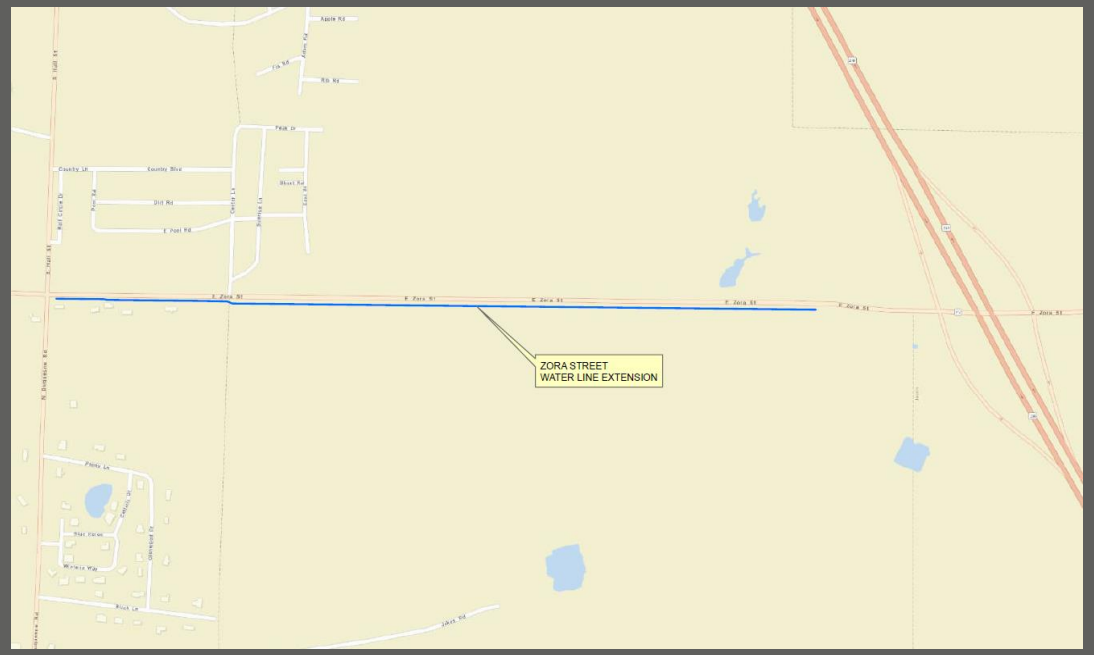

34,500 LF of Waterline Extension

-East 7th Street

-East Zora Street

-Scotland Road

Questions?

Parks and Stormwater Sales Tax Fund Project Update

JOPLIN
MISSOURI

March 10, 2025

Dover Outdoor Recreation Area Bike Park ($5,872,161)

On Monday, February 24th the groundbreaking event was held for the DORA Bike Park project. With over 100 citizens in attendance, we officially turned the first shovels of dirt in this 95-acre project.



The amenities included in this project are:

- Bicycle Single Track
- BMX Pump Track
- Children's Bicycle Playground
- Road Improvements
- New Parking Lot
- New Restroom
- New Shelter
- Zora Street Parking Lot
- All Surface Flow Lines
- Lighting
- Public Art and Signage
- Skills Features and Bridges
- Site Amenities
- Landscape Enhancements

Projected Completion Date: Spring 2026

JOPLIN PARKS & RECREATION

Dover Outdoor Recreation Area Bike Park

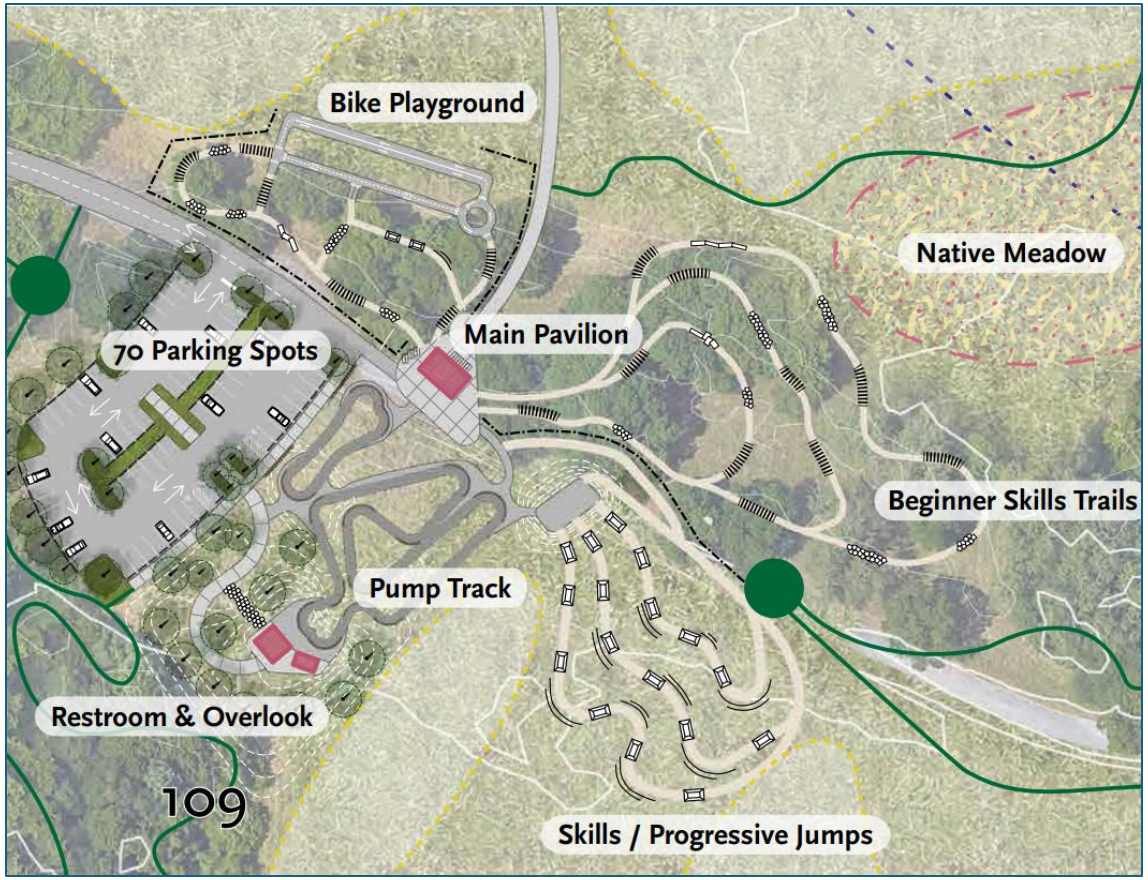



JOPLIN
PARKS & RECREATION

Ewert Splash Park ($8,822,772)

On Monday, January 6th Olsson Studio presented an update to City Council on the current design and estimated budget. After feedback from City Council Olsson Studio, Branco Enterprises and City of Joplin staff have been working on updated design and project budget.



Updated timeline for this project:

- April 28, 2025 CMAR to Issue Project for Bid
- May 22, 2025 Project Bid Opening
- May 30, 2025 Final GMP Submittal to City
- June 6, 2025 Presentation to City Clerk
- June 9, 2025 Permitting Approval (Approx)
- June 16, 2025 City Council Presentation and Approval on CD and CMAR GMP
- July 7, 2025 City Council 2nd/3rd Reading
- July 26, 2025 Project Construction Starts

Projected Completion Date: Spring 2026

JOPLIN PARKS & RECREATION

Park Beautification Program ($2,500,000)

This new program added 4 fulltime employees and 2 additional vehicles. These positions would be responsible for beautification around our parks. Projects such as the addition of six park entry signs, completed in Fall 2024, is one many projects looking to improve the look of our parks.













Projected Completion Date:
Fall 2031

JOPLIN
PARKS & RECREATION

Park Beautification Program ($2,500,000)

Updating our park signage, and the addition of Trail/Park Wayfinding Signs to 12 parks and trails throughout Joplin.





(15X)



(15X)





JOPLIN
PARKS & RECREATION

Cunningham Park – Sand Volleyball Conversion ($90,000)

The original intention for this project was to replace the Boomtown Playground with Sand Volleyball Courts. Again, partnering with Leadership Joplin, we will be turning this area into the Boomtown Family Outdoor Game Area.











Projected Completion Date: Summer 2025

JOPLIN
PARKS & RECREATION

Playground Enhancements ($1,300,000)

This project enhances that requisite amenity any young family is bound to seek out at one of our public parks. The enhancements will affect 18 of our parks, anything from adding turf for surfacing, replacing parts, and replacing playgrounds with new ones. Below in partnership with Leadership Joplin, we were able to add a Soundgarden at Landreth Park.








Projected Completion Date: Fall 2031

JOPLIN
PARKS & RECREATION

Overlay/Resurface Sports Court ($400,000)

This project will fund the typical overlay of all sport courts in Joplin. Providing such an overlay ensures better safety, playability, and longterm sustainability. This will include the follow parks: Joplin Athletic Complex, Landreth, Cunningham, Parr Hill, Roanoke, Humphrey, Leonard, Ewert, and Schifferdecker Park. Below is the completion of the pickleball courts in Landreth park, Fall 2024.







Completion Date: Fall 2031

JOPLIN
PARKS & RECREATION

Mercy Park Electrical Improvements ($365,726)

Mercy Park is one of our newest parks and has also become one of our most popular parks. The community walks/runs around this beautiful park every day, enjoying the amazing sculptures that sit throughout the park and the pond where you will see people using this area for a time of reflection. With this project we added fifty additional light fixtures, along with adding electrical outlets to each pole in the park, as well as two event pedestals.







Completion Date: Fall 2024

JOPLIN
PARKS & RECREATION

Proposition Action – Park Ranger Program

The Park Ranger program has become an important addition to our community and Park system. Starting in February 2023 with two Rangers we have now welcomed a third Ranger in February 2025 to this division. They continue to monitor our parks 6am to 11pm and provide the safety our citizens asked us to provide.





JOPLIN
PARKS & RECREATION

Remaining Parks and Stormwater Projects ($10,036,384)

The Parks and Stormwater ¼ cent Sales Tax Renewal provides projects for both Parks and Public Works over the next 10 years and sunsetting in 2031. Below are the remaining projects that are in the beginning phases and/or projects waiting to begin.

Turf Replacement – Miracle Field, Wendell Redden and Joe Becker Stadium	$800,000
Overlay/Resurface Sports Court	$400,000
Park Beautification	$2,776,384
Installation of Security Lighting through Park System	$1,510,000
Installation of Security Cameras through Park System	$300,000
Playground Updates	$1,300,000
Conversion of Gene Bassman Softball Complex to Infield Turf	$800,000
McIndoe Park Restroom	$150,000
Wildcat Park Restroom	$150,000
Dover to Landreth Connector	$750,000
Landreth Main Street Underpass	$250,000
Senator Ron Richard Memorial Park and Campbell Parkway Improvements	$850,000

JOPLIN
PARKS & RECREATION

Questions?

JOPLIN
MISSOURI

March 10, 2025