JOPLIN CITY COUNCIL

JOPLIN CITY HALL

5th FLOOR COUNCIL CHAMBERS
602 S. MAIN
JOPLIN MISSOURI
SEPTEMBER 10, 2018 5:45 P.M.

BUDGET WORK SESSION

Notice is hereby given that the City Council of the City of Joplin, Missouri, will hold a work session beginning at 5:45 p.m. on Monday, September 10, 2018 at Joplin City Hall, in the 5th Floor Council Chambers, 602 S. Main to discuss the following topic below.

AGENDA

1. Budget Work Session (budget books attached)
2. Adjourn

Barbara J. Gollhofer
Barbara J. Gollhofer
City Clerk for Mayor Gary L. Shaw

If you are in need of disability related auxiliary aids or services, contact the City Clerk's Office at (417) 624-0820 ext. 220. Forty-eight hours notice is requested.

Notice posted at 4:30 p.m. on this the 6th day of September 2018 (RSMo 610.020)

CITY OF

JOPLIN

MISSOURI



Joplin Public Library

PROPOSED BUDGET

FOR FISCAL YEAR 2018-2019

CITY OF JOPLIN, MISSOURI

PROPOSED BUDGET

FOR FISCAL YEAR 2018-2019



Joplin Public Library

City Manager's Letter of Transmittal
PROPOSED OPERATING BUDGET, FY 2018-2019

August 20, 2018

TO: Mayor Gary Shaw and Members of the Joplin City Council

Presented herewith is the proposed budget for Fiscal Year 2018-19, in accordance with the requirements of our city charter.

Budget Highlights and Assumptions

The following assumptions have been built into the proposed budget. We are anticipating a 1.5% increase in sales tax collections in the upcoming fiscal year, based on the estimated sales tax collections for the current fiscal year. Our contribution to LAGERS is expected to be 12.7%, down from 13.6% last year, while the city contribution to the police and fire pension fund is 30.97%, up from 28.93% last year. We are also anticipating a 3% increase in family health insurance coverage, and 4% for single health insurance coverage. There will be no change in dental insurance or life insurance rates.

The proposed budget projects an end of year fund balance of $10,582,916 in the non-public safety sales tax General Fund portion, with $4,937,072 of that unrestricted. This cushion will allow us to address any unforeseen needs that may come up without having to dip into our restricted fund balance of $5,645,844 that is reserved for contingencies/emergencies.

The options discussed and approved by council through the Financial Sustainability Report have also been incorporated into the budget, a summary of which has been provided to the council by the time you receive the proposed budget.

Personnel

The proposed budget includes the following personnel changes:

- Reclassifying all full-time Clerks (six employees with that title, various funds) to the position of Senior Clerk to reflect a more accurate representation of duties, as approved by council during our recent discussions of sustainability options for the General Fund.

The proposed budget also includes a 2% step increase for employees, which follows the recently adopted step plan that places employees into their proper step based on their years of service in their current position. The step increase will take effect on the employee's anniversary date.

Capital Expenditures

Notable capital projects and purchases are listed below according to their fund:

General Fund	**$1,135,730**
Replacement 16' Rescue Truck with 18' Rescue Truck	$375,000
Parks & Stormwater Sales Tax Fund	**$4,435,000**
TS0601 – Minor System Improvements	$1,000,000
TS0606 – Storm Sewer Improvements, Illinois between 7th & 9th	$900,000
TS0607 – Regional Detention, 15th & Massachusetts	$1,250,000
TS0612 – Ditch & Culvert Improvements, 4th & School Avenue	$1,050,000
TS0516 – Resurface Roanoke Tennis Court & Resurface Athletic Complex Tennis Courts	$135,000
Transportation Sales Tax Fund	**$2,176,900**
Replacement Dump Truck with Snow Plow (2)	$350,000
Replacement Backhoe	$106,200
Street Maintenance	$150,000
Street Projects (Overlay)	$1,025,000
Parking Lot – Police Department	$150,000
Capital Improvement Sales Tax Fund	**$16,936,000**
TC0601 - 32nd Street - Schifferdecker to Country Club Rd (ROW)	$740,000
TC0602 - 32nd Street - Country Club to Central City Road (ROW)	$740,000
TC0605 - Intersection Improve – Connecticut & 32nd St (ROW)	$300,000
TC0608 - Zora - Rangeline to MO 249 (ROW)	$645,000
TC0601 – 32nd Street – Schifferdecker to Country Club Rd	$1,220,500
TC0602 – 32nd Street – Country Club to Central City Road	$1,220,500
TC0605 – Intersection Improvements – Main & 32nd Street	$100,000
TC0605 – Intersection Improvements – Indiana & 32nd Street	$150,000
TC0605 – Intersection Improvements – Connecticut & 32nd Street	$500,000
TC0605 – Intersection Improvements – 7th & Illinois	$500,000
TC0606 – Connecticut – 32nd to 44th	$1,500,000
TC0607 – 44th Street – Rangeline to Connecticut	$4,500,000
TC0613 – Jackson – Bridge Replacement at Shoal Creek	$2,450,000
TC0614 - Schifferdecker - New Bridge at Turkey Creek	$2,100,000
TC0516 – Existing Traffic Signal Upgrades – Adaptive Traffic Signal System	$270,000
Infrastructure Fund	**$5,075,000**
Sidewalk Projects	$100,000
CDBG Entitlement Infrastructure	$375,000
Infrastructure #1 & #2 - CDBG-DR	$4,550,000

Airport Fund		**$6,776,650**
	Entrance Road Project	$800,000
	Taxiway D Reconstruction	$5,200,000
	Runway 18/36 Design	$550,000
Sanitary Sewer Fund		**$6,257,700**
	Twin Equalization Basin Rehabilitation – Phase 2	$175,000
	Digester Rehabilitation – Turkey Creek	$200,000
	Replacement Boiler	$225,000
	7th Street East Annexation Sanitary Sewer Extension	$400,000
	I & I Rehabilitation	$1,750,000
	Parallel Line from Tin Cup to Filmore Bridge	$2,500,000
	Peak Flow Storage Study – Phase 2	$300,000
	Replacement Pressure Main – 44th & Virginia	$500,000

Priority Based Budgeting

The proposed budget maintains the same basic programs and levels of service identified in the 2017 Priority Based Budget manual that was distributed to members of council and department heads. During our budget work sessions departments will be prepared to answer questions about their programs, and the 2018 PBB model is being updated to reflect combined programs within each department. I anticipate future program changes based on budget discussions in the coming months, and a reevaluation of our Community Results (included below) should be a topic of discussion for our staff/council retreat later this year.

Community and Governance Results:

- Access to Parks, Culture, Recreation, Life-Long Learning and Leisure-Time Activities
- Attractive and Healthy Place to Live with Diverse Neighborhoods, Quality Schools and Strong Community Pride
- Environmental Health, Sustainability and Resource Preservation
- Reliable Infrastructure and Effective, Connected Mobility
- Safe, Secure and Prepared Community
- Vibrant Local Economy with a Thriving Workforce
- Well-Planned, Well-Managed, and Well-Regulated Recovery, Rebuilding and Growth
- Well-Governed and Administrated City

Conclusion

I would like to recognize the efforts of our department heads, who worked diligently with our finance director to present a proposed budget that is both balanced, and includes a raise for employees in recognition of their ongoing commitment to our citizens. I look forward to our discussions during the budget work sessions as we strive to improve our organization and the community.

Respectfully Submitted,



Samuel L. Anselm
City Manager

TABLE OF CONTENTS

City Council 1

Organizational Chart 2

City Officials 3

Capital Expenditures 4

Full-Time Equivalents (FTE) 15

Budget Summary 19

General Fund:

001 General Fund 23
- City Council 30
- City Manager 32
- City Clerk 36
- Legal Services 40
- Human Resources 46
- Community Planning: Building Regulations 52
- Finance 56
- Information Technology 62
- Municipal Court 66
- Public Works 70
- Police 86
- Fire 106
- Parks & Recreation: Cemeteries 118
- Emergency Management 122
- Neighborhood Improvement 126
- Transfers & Subsidies 130

Special Revenue Funds:

105 Convention & Tourism 131

110 Health & Welfare 143

115 Parks & Recreation 163

120 Solid Waste Management 187

(Continued)

TABLE OF CONTENTS

130 Parks & Stormwater Sales Tax 199
140 Transportation Sales Tax 209
145 Capital Improvement Sales Tax 229
150 Community Planning 239
160 Economic Development 259

Debt Service Funds:
205 Debt Service Fund 267

Capital Project Funds:
305 Infrastructure Improvements 275
310 Revolving Public Improvements 283
320 EDA Grant 291

Enterprise Funds:
405 Regional Airport 299
410 Municipal Golf Course 309
415 Sanitary Sewer 319

Internal Service Funds:
505 Central Garage 339
510 Health Self-Insurance 349
512 Worker's Compensation Self-Insurance 357
515 Liability & Property Self-Insurance 365
520 Emergency Communications 373

Component Units:
650 Joplin TIF Commission 383
710 Joplin Redevelopment Corporation 391

CITY COUNCIL

MAYOR

Gary Shaw

CITY COUNCIL

Gary Shaw	*Zone I*
Melodee Colbert-Kean	*Zone II*
Phil Stinnett	*Zone III*
Diane Reid Adams	*Zone IV*
Taylor Brown	*General*
Doug Lawson	*General*
Anthony Monteleone	*General*
Ryan Stanley	*General*
Jim West	*General*



Back Row: Doug Lawson, Phil Stinnett, Jim West, Taylor Brown, Anthony Monteleone
Front Row: Melodee Colbert-Kean, Mayor Gary Shaw, Mayor Pro-Tem Ryan Stanley, Diane Reid Adams

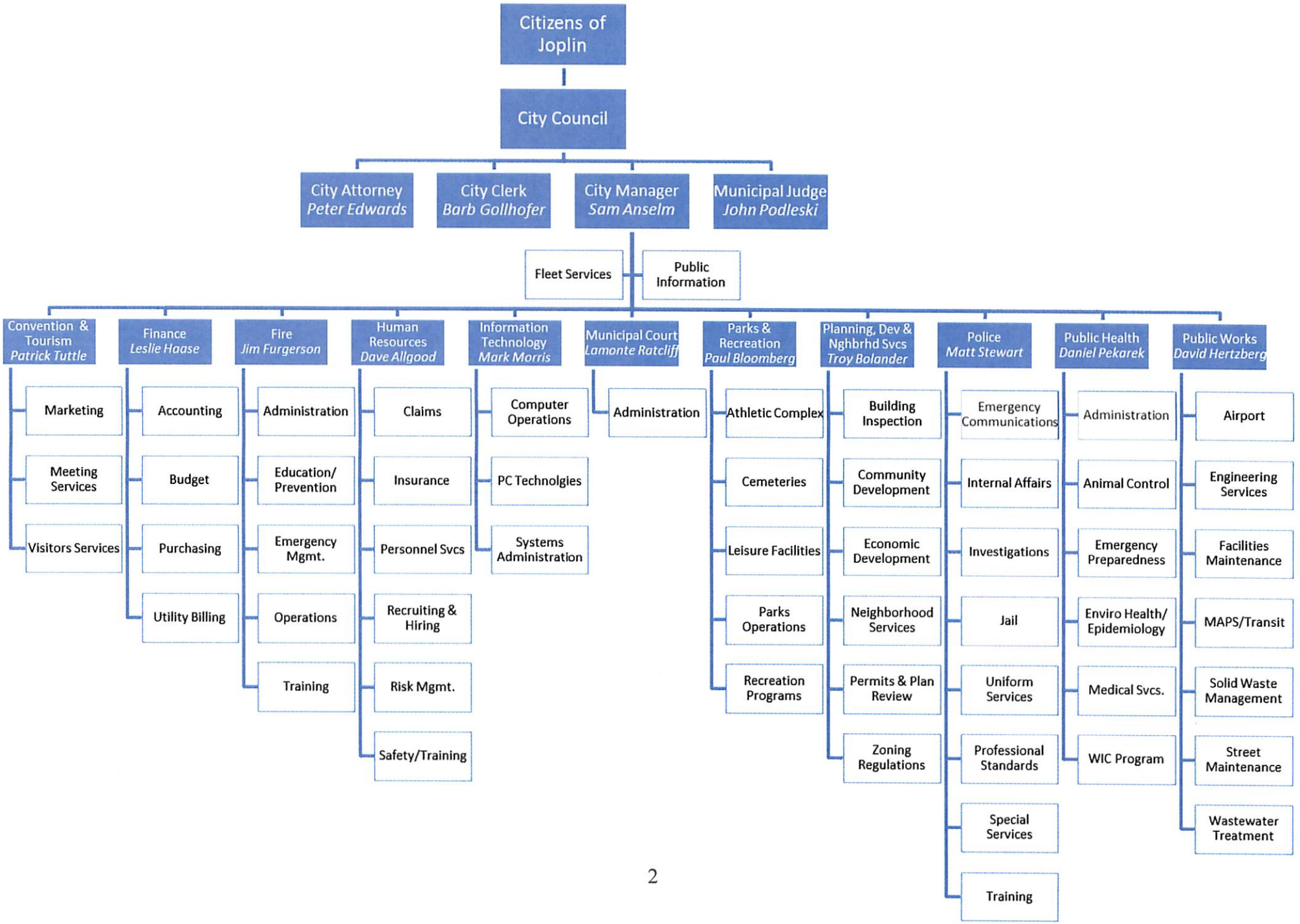
Citizens of Joplin
City Council
City Attorney Peter Edwards
City Clerk Barb Gollhofer
City Manager Sam Anselm
Municipal Judge John Podleski
Fleet Services
Public Information
Convention & Tourism Patrick Tuttle
Marketing
Meeting Services
Visitors Services
Finance Leslie Haase
Accounting
Budget
Purchasing
Utility Billing
Fire Jim Furgerson
Administration
Education/ Prevention
Emergency Mgmt.
Operations
Training
Human Resources Dave Allgood
Claims
Insurance
Personnel Svcs
Recruiting & Hiring
Risk Mgmt.
Safety/Training
Information Technology Mark Morris
Computer Operations
PC Technolgies
Systems Administration
Municipal Court Lamonte Ratcliff
Administration
Parks & Recreation Paul Bloomberg
Athletic Complex
Cemeteries
Leisure Facilities
Parks Operations
Recreation Programs
Planning, Dev & Nghbrhd Svcs Troy Bolander
Building Inspection
Community Development
Economic Development
Neighborhood Services
Permits & Plan Review
Zoning Regulations
Police Matt Stewart
Emergency Communications
Internal Affairs
Investigations
Jail
Uniform Services
Professional Standards
Special Services
Training
Public Health Daniel Pekarek
Administration
Animal Control
Emergency Preparedness
Enviro Health/ Epidemiology
Medical Svcs.
WIC Program
Public Works David Hertzberg
Airport
Engineering Services
Facilities Maintenance
MAPS/Transit
Solid Waste Management
Street Maintenance
Wastewater Treatment

CITY OFFICIALS

CITY MANAGER

Samuel Anselm

CITY OFFICIALS

Peter Edwards	*City Attorney*
Barbara Gollhofer	*City Clerk*
John Podleski	*Municipal Judge*
Leslie Haase	*Finance Director*
Matthew Stewart	*Police Chief*
James Furgerson	*Fire Chief*
Daniel Pekarek	*Community Health Director*
David Hertzberg	*Public Works Director*
Troy Bolander	*Planning, Development & Neighborhood Services Director*
Mark Morris	*Information Technology Director*
Patrick Tuttle	*Convention & Visitors Bureau Director*
Lamonte Ratcliff	*Municipal Court Administrator*
Paul Bloomberg	*Parks & Recreation Director*
David Allgood	*Human Resources Director/Risk Manager*
Lynn Onstot	*Public Information Officer*

Capital Expenditures

Infrastructure Improvements

Street Construction Projects (2)			
Street Maintenance	$ 150,000		
Street Projects (Overlay)	1,025,000		
Parking Lot - Police Department	150,000		
Total Street Construction Projects		$	*1,325,000*
Capital Improvement Sales Tax Projects (3)			
TC0601 - 32nd Street - Schifferdecker to Country Club Road - ROW	$ 740,000		
TC0602 - 32nd Street - Country Club to Central City Road - ROW	740,000		
TC0605 - Intersection Improvements - Connecticut & 32nd Street - ROW	300,000		
TC0608 - Zora - Rangeline to MO 249 - ROW	645,000		
TC0601 - 32nd Street - Schifferdecker to Country Club Road	1,220,500		
TC0602 - 32nd Street - Country Club to Central City Road	1,220,500		
TC0605 - Intersection Improvements - Main & 32nd Street	100,000		
TC0605 - Intersection Improvements - Indiana & 32nd Street	150,000		
TC0605 - Intersection Improvements - Connecticut & 32nd Street	500,000		
TC0605 - Intersection Improvements - 7th & Illinois	500,000		
TC0606 - Connecticut - 32nd to 44th	1,500,000		
TC0607 - 44th Street - Rangeline to Connecticut	4,500,000		
TC0613 - Jackson - Bridge Replacement at Shoal Creek	2,450,000		
TC0614 - Schifferdecker - New Bridge at Turkey Creek	2,100,000		
TC0516 - Existing Traffic Signal Upgrades - Adaptive Traffic Signal System	270,000		
Total Capital Improvement Sales Tax Projects			*16,936,000*
Sanitary Sewer Projects (6)			
7th Street East Annexation Sanitary Sewer Extension	$ 400,000		
I & I Rehabilitation	1,750,000		
Parallel Line from Tin Cup to Filmore Bridge	2,500,000		
Total Sanitary Sewer Projects			*4,650,000*
Tree City USA (4)			
Tree City USA - Tree Inventory	$ 25,000		
Total Tree City USA Projects			*25,000*
Sidewalk Projects (4)			
Sidewalk Projects	$ 100,000		
Total Sidewalk Projects			*100,000*

Capital Expenditures

Infrastructure Improvements

Regional Airport Projects (5)			
Entrance Road Project	$ 800,000		
Taxiway D Reconstruction	5,200,000		
Runway 18/36 Design	550,000		
Total Regional Airport Projects		$	*6,550,000*
Stormwater Projects (1)			
TS0601 - Minor System Improvements	$ 1,000,000		
TS0606 - Storm Sewer Improvements, Illinois between 7th & 9th	900,000		
TS0607 - Regional Detention, 15th & Massachusetts	1,250,000		
TS0612 - Ditch & Culvert Improvements, 4th & School Avenue	1,050,000		
Total Stormwater Projects			*4,200,000*
Parks & Recreation Projects (1)			
TS0514 - McClelland Park Improvements (Playground, Trees & Landscape)	$ 50,000		
TS0516 - Resurface Roanoke Tennis Court & Resurface Athletic Complex Tennis Courts	135,000		
TS0517 - Landreth Park Improvements (Playground, Trees & Landscape)	50,000		
Total Parks & Recreation Projects			*235,000*
Community Planning Projects (4)			
Infrastructure #1 & #2 - ROW - CDBG-DR	$ 25,000		
CDBG Entitlement Infrastructure	375,000		
Infrastructure #1 & #2 - CDBG-DR	4,550,000		
Total Community Planning Projects			*4,950,000*
TOTAL INFRASTRUCTURE IMPROVEMENTS			***$ 23,036,000***

Infrastructure Improvement Funding:

(1) Fund 130 - Parks & Stormwater Sales Tax
(2) Fund 140 - Transportation Sales Tax
(3) Fund 145 - Capital Improvement Sales Tax
(4) Fund 305 - Infrastructure Improvements
(5) Fund 405 - Regional Airport
(6) Fund 415 - Sanitary Sewer

Capital Expenditures

By Department

General Fund		
City Manager - Administration:		
Replacement Computer	$	850
City Clerk - Administration:		
Replacement Furnace - Records Storage Facility		5,000
Community Planning - Building Regulations:		
Replacement Computer (2)		1,700
Replacement Ruggedized Laptop Computer (2)		8,800
Finance - Accounting Services:		
Replacement Computer (5)		4,250
Information Technology - Administration:		
Replacement Server (3)		12,750
Replacement Computer (2)		1,700
Replacement Ruggedized Laptop Computer (2)		8,800
Replacement High-End Computer (2)		3,500
Voice Over Internet Phone (VOIP) Infrastructure		87,500
Municipal Court - Administration:		
Replacement Computer (8)		6,800
Replacement Printer		1,500
Public Works - City Facility Maintenance:		
Replacement Carpet - Miscellaneous Areas		6,000
Building Fire Alarm - Justice Center		15,000
Replacement Windows - Justice Center		20,000
Replacement Box Truck with 1-Ton Service Van		39,500
Floor Scrubber		3,500
Public Works - City Hall Maintenance:		
Replacement Carpet - 4th Floor		60,000
Upgrade HVAC with Internet Based Intelliweb		12,000
Replacement Walk-off Carpet - 1st Floor		5,000
Replacement Camera with Hi-Definition Camera (3) - Council Chamber		15,000
ADA Opener - 6th Street Entrance		3,000
Automated External Defibrillator (AED) - 1st Floor		2,000
Public Works - Engineering:		
Replacement High-End Computer		1,750
Public Works - Operations:		
Replacement Computer		850

Capital Expenditures

By Department

Police - Administration:		
Replacement Computer (3)	$	2,550
Replacement Laptop Computer		1,000
Police - Uniform Services:		
Replacement Squad Car (3)		70,350
Replacement Squad Equipment (3)		19,950
Replacement SWAT Vest (20)		48,000
Replacement In-Car Video System (3)		18,750
Replacement Radar Unit (4)		8,000
Replacement Computer (2)		1,700
Police - Investigations:		
Replacement Sedan		23,300
Replacement Sedan Equipment		2,400
Replacement Computer (14)		11,900
Police - Professional Standards:		
Microfiche Reader		7,500
Superion Crash Interface Software		24,280
Replacement Computer		850
Police - Jail Services:		
Upgrade Video System to include Audio		9,000
Replacement Computer (3)		2,550
Police - Special Services:		
Replacement Laptop Computer (2)		2,000
Police - Public Safety Tax:		
Replacement Computer (5)		4,250
Police - Federal Grants:		
Cyber Crime Equipment		15,000
Fire - Operations:		
Replacement 16' Rescue Truck with 18' Rescue Truck		375,000
Replacement Plymovent - Station 5		5,000
Replacement Treadmill (2) - Station 4 & 5		6,000
Replacement EKG Monitor (8) - Installment 2 of 5		48,000
Replacement Computer		850
Replacement Laptop Computer with Additional Memory/Power		1,250
Fire - Prevention & Training:		
Replacement SUV with Extended Cab 1/2-Ton 4x4 Truck with Camper Shell & Equipment		30,200

Capital Expenditures

By Department

Fire - Public Safety Tax:			
Replacement Computer	$ 850		
Public Safety Training Center - Public Safety Tax:			
Refurbish Class A Burn Building	40,000		
Replacement Computer	850		
Parks & Recreation - Cemeteries:			
Steel Carport - Osborne	4,200		
Vinyl Fencing - Forest Park & Osborne	3,800		
Replacement 500-Gallon Sprayer	9,000		
Replacement Laptop Computer	1,000		
Emergency Management - Operations:			
Replacement Computer	850		
Neighborhood Improvement - Administration:			
Replacement Ruggedized Laptop Computer (2)	8,800		
Total General Fund		**$**	**1,135,730**
Convention & Tourism Fund			
Administration:			
Replacement Minivan	$ 23,750		
Special Projects:			
Historic Trail Signage	5,000		
Total Convention & Tourism Fund			**28,750**
Health & Welfare Fund			
Administration:			
Roof Hatch Door - Health Building	$ 7,000		
Replacement Computer (3)	2,550		
Environmental Health:			
Replacement Computer (3)	2,550		
Medical Services:			
Replacement Computer (3)	2,550		
Animal Control:			
Replacement 3/4-Ton Cab & Chassis	24,850		
Replacement Computer	850		
Total Health & Welfare Fund			**40,350**

Capital Expenditures

By Department

Parks & Recreation Fund			
Pools:			
Backup Chemical/Acid/Chlorine Pump (4)	$ 4,000		
Replacement Lifeguard Chair (5) - Ewert (2), Schifferdecker (2) & Cunningham (1)	5,000		
Replacement Canopy (3) - Ewert	5,000		
Replacement Computer (4)	3,400		
Recreation Programs:			
Minivan - Transfer from CVB	2,000		
Memorial Hall Operations:			
Replacement Commercial Floor Scrubber	6,000		
Replacement Commercial 3' Vacuum	2,000		
Athletic Complex:			
Jersey Blocks	9,500		
Backup Stadium Mound	14,000		
Trash Can (6)	2,750		
Field Armour Pitching Panel (4) - Softball Field	3,200		
Redesign & Build Front Desk Counter	5,000		
Replacement Computer (5)	4,250		
Parks & Public Grounds:			
Replacement 1/2-Ton Truck	23,500		
Replacement 1/2-Ton 4x4 Truck	27,500		
Dump Truck & Replace Bed - Transfer from Streets	35,200		
Replacement Tractor Mower	59,000		
Replacement Skidsteer	52,750		
Replacement Tractor with Zero-Turn Mower	16,000		
Replacement Computer	850		
Replacement Shelter Roof - Landreth Park	5,500		
Total Parks & Recreation Fund		$	**286,400**
Solid Waste Management Fund			
Billing & Collection:			
Replacement Computer	$ 850		
Administration:			
Replacement Trailer/Outbuilding	10,000		
Total Solid Waste Management Fund			**10,850**

Capital Expenditures

By Department

Parks & Stormwater Sales Tax Fund			
Stormwater Projects:			
TS0601 - Minor System Improvements	$ 1,000,000		
TS0606 - Storm Sewer Improvements, Illinois between 7th & 9th	900,000		
TS0607 - Regional Detention, 15th & Massachusetts	1,250,000		
TS0612 - Ditch & Culvert Improvements, 4th & School Avenue	1,050,000		
Parks & Recreation Projects:			
TS0514 - McClelland Park Improvements (Playground, Trees & Landscape)	50,000		
TS0516 - Resurface Roanoke Tennis Court & Resurface Athletic Complex Tennis Courts	135,000		
TS0517 - Landreth Park Improvements (Playground, Trees & Landscape)	50,000		
Total Parks & Stormwater Sales Tax Fund		**$**	**4,435,000**
Transportation Sales Tax Fund			
Street Maintenance:			
Roof Repair - Salt Dome	$ 45,000		
Replacement Dump Truck with Snow Plow (2)	350,000		
Anti-Ice Tank	25,000		
Replacement Backhoe	106,200		
Replacement Tar Pot	72,000		
Replacement Self-Propelled Broom	54,000		
Replacement Computer (2)	1,700		
Street Maintenance	150,000		
Street Projects (Overlay)	1,025,000		
Parking Lot - Police Department	150,000		
Traffic Control:			
Replacement 1-Ton Truck with Torch Bottle Bed	60,000		
Traffic Signal Maintenance:			
Replacement Traffic Signal Control Box (2)	15,000		
Backup Traffic Signal Pole (2) - Main & 20th Street	16,000		
Paratransit System:			
Trolley Shelter - 26th & Main	9,000		
Replacement Trolley Shelter - 20th & Iowa	9,000		
Replacement Laptop Computer	1,000		
Replacement Computer (5)	4,250		
Replacement Video Surveillance System (13)	70,000		
Vehicle Onboard Computer Tablet (10)	9,500		
Replacement Server	4,250		
Total Transportation Sales Tax Fund			**2,176,900**

Capital Expenditures

By Department

Capital Improvement Sales Tax Fund			
Capital Improvement Projects:			
TC0601 - 32nd Street - Schifferdecker to Country Club Road - ROW	$ 740,000		
TC0602 - 32nd Street - Country Club to Central City Road - ROW	740,000		
TC0605 - Intersection Improvements - Connecticut & 32nd Street - ROW	300,000		
TC0608 - Zora - Rangeline to MO 249 - ROW	645,000		
TC0601 - 32nd Street - Schifferdecker to Country Club Road	1,220,500		
TC0602 - 32nd Street - Country Club to Central City Road	1,220,500		
TC0605 - Intersection Improvements - Main & 32nd Street	100,000		
TC0605 - Intersection Improvements - Indiana & 32nd Street	150,000		
TC0605 - Intersection Improvements - Connecticut & 32nd Street	500,000		
TC0605 - Intersection Improvements - 7th & Illinois	500,000		
TC0606 - Connecticut - 32nd to 44th	1,500,000		
TC0607 - 44th Street - Rangeline to Connecticut	4,500,000		
TC0613 - Jackson - Bridge Replacement at Shoal Creek	2,450,000		
TC0614 - Schifferdecker - New Bridge at Turkey Creek	2,100,000		
TC0516 - Existing Traffic Signal Upgrades - Adaptive Traffic Signal System	270,000		
Total Capital Improvement Sales Tax Fund		**$**	**16,936,000**
Community Planning Fund			
State Grants:			
Replacement Traffic Counter (5)	$ 15,000		
Survey Equipment	35,000		
Total Community Planning Fund			**50,000**
Infrastructure Improvement Fund			
Infrastructure Projects:			
Infrastructure #1 & #2 - ROW - CDBG-DR	$ 25,000		
Tree City USA - Tree Inventory	25,000		
Sidewalk Projects	100,000		
CDBG Entitlement Infrastructure	375,000		
Infrastructure #1 & #2 - CDBG-DR	4,550,000		
Total Infrastructure Improvement Fund			**5,075,000**

Capital Expenditures

By Department

Regional Airport Fund			
Airport:			
Upgrade Fire Barn for new ARFF Truck	$ 22,500		
Paint Mizzou Hangar	50,000		
Replacement Camera System Server	7,800		
Replacement Outside Camera (12)	6,000		
Parking Lot LED Conversation - Phase 2	55,000		
Additional Parking Lot Lamp Heads	10,000		
Gate Repair - Wyandotte & West Gate	8,500		
Gate Repair - Mizzou Gate	8,500		
Spreader Box	6,350		
Backhoe - Transfer from Streets	15,000		
Road Broom Attachment	5,000		
Replacement 1/2-Ton 4x4 Crew Cab Truck	29,500		
Automated External Defibrillator (AED)	2,000		
Computer Tablet	500		
Entrance Road Project	800,000		
Taxiway D Reconstruction	5,200,000		
Runway 18/36 Design	550,000		
Total Regional Airport Fund		**$**	**6,776,650**
Golf Course Fund			
Administration:			
Roof Replacement - Clubhouse	$ 26,000		
Replacement Golf Cart (15)	32,000		
Replacement Computer	850		
Grounds Maintenance:			
Replacement Hydraulic Cart	35,000		
Replacement Sand Groomer	20,000		
Mower Lease Payment (Year 4 of 5)	13,980		
Replacement Computer	850		
Total Golf Course Fund			**128,680**
Sanitary Sewer Fund			
Billing & Collection:			
Replacement Computer	$ 850		

Capital Expenditures

By Department

Sanitary Sewer Fund Continued			
Sewer Treatment:			
Rehabilitate Able Body Lift Station	$ 15,000		
Twin Equalization Basin Rehabilitation - Phase 2	175,000		
Digester Rehabilitation - Turkey Creek	200,000		
Replacement Boiler - Turkey Creek	225,000		
Control Panels SCADA - Remaining Lift Stations	65,000		
Replacement 1/2-Ton 4x4 Truck	27,500		
Replacement Truck with Utility Vehicle	12,000		
Replacement Generator - Filmore Bridge Lift Station	65,000		
Portable Compressor	3,000		
Sewer Maintenance:			
Replacement High-End Computer	1,750		
Replacement Ruggedized Laptop Computer (4)	17,600		
7th Street East Annexation Sanitary Sewer Extension	400,000		
I & I Rehabilitation	1,750,000		
Parallel Line from Tin Cup to Filmore Bridge	2,500,000		
Peak Flow Storage Study - Phase 2	300,000		
Replacement Pressure Main - 44th & Virginia	500,000		
Total Sanitary Sewer Fund		**$**	**6,257,700**
Central Garage Fund			
Central Garage:			
Replacement Freon Tool	$ 6,000		
Transmission Fluid Exchange Tool	4,300		
Service Truck Maintenance Tools	5,000		
Replacement Ruggedized Laptop Computer	4,400		
Total Central Garage Fund			**19,700**
Emergency Communications Fund			
Dispatch Services:			
Replacement High-End Computer (2)	$ 3,500		
Comtech E-Media Text-to-911 Software	6,760		

Capital Expenditures

By Department

Emergency Communications Fund Continued		
Radio Services:		
Replacement Portable XTS3000 Radio with APX6000 (15)	$ 58,500	
Replacement Portable XTS3000 Radio with APX7000 (2)	14,000	
Mobile APX1500 Radio (3)	6,900	
Replacement Computer	850	
Total Emergency Communications Fund		**$ 90,510**
Joplin TIF Commission Fund		
TIF Projects:		
Northpark Crossing TIF	$ 1,100,000	
1717 Market Place TIF	1,000,000	
Total Joplin TIF Commission Fund		**2,100,000**
TOTAL CAPITAL EXPENDITURES		**$ 45,548,220**

Positions by Fund

Full-Time Equivalent (FTE) Breakdown

	FY 2019 Proposed Budget	Proposed FTE Breakdown	
		Full-Time FTE	Part-Time FTE
GENERAL FUND			
City Manager	3.00	3.00	-
City Clerk	2.00	2.00	-
Legal Services	6.40	4.00	2.40
Human Resources	4.00	4.00	-
Building Regulations	6.00	6.00	-
Finance	10.00	10.00	-
Information Technology	6.00	6.00	-
Municipal Court	10.00	9.00	1.00
Public Works	17.30	17.20	0.10
Police	139.80	136.00	3.80
Fire	96.00	96.00	-
Cemeteries	7.20	5.00	2.20
Emergency Management	2.00	2.00	-
Neighborhood Improvement	4.20	4.20	-
Total General Fund	**313.90**	**304.40**	**9.50**
SPECIAL REVENUE FUNDS			
Convention & Tourism	4.25	4.25	-
Health & Welfare	31.80	28.00	3.80
Parks & Recreation	39.65	21.85	17.80
Solid Waste Management	4.20	4.20	-
Parks & Stormwater Sales Tax	14.50	9.65	4.85
Transportation Sales Tax	59.20	51.20	8.00
Capital Improvements Sales Tax	1.90	1.75	0.15
Community Planning	12.80	12.80	-
Total Special Revenue Funds	**168.30**	**133.70**	**34.60**
ENTERPRISE FUNDS			
Regional Airport	8.55	6.75	1.80
Municipal Golf Course	10.50	4.00	6.50
Sanitary Sewer	52.70	49.70	3.00
Total Enterprise Funds	**71.75**	**60.45**	**11.30**
INTERNAL SERVICE FUNDS			
Central Garage	5.20	5.20	-
Workers Compensation	0.50	0.50	-
Liability & Property Self-Insurance	0.50	0.50	-
Emergency Communications	22.00	22.00	-
Total Internal Service Funds	**28.20**	**28.20**	**-**
TOTAL FTE - ALL FUNDS	**582.15**	**526.75**	**55.40**

Not included in FTE Count:

One Public Defender in Municipal Court (Contract)
Nine City Councilors (Stipend)

Positions by Fund

Full-Time Equivalent (FTE) Reconciliation

	FY 2018 Adopted Budgeted Positions	FY 2018 Additions (Deletions)		FYE 2018 Positions	FY 2019 Proposed Additions (Deletions)		FY 2019 Proposed Budgeted Positions
GENERAL FUND							
City Manager	3.00	-		3.00	-		3.00
City Clerk	2.00	-		2.00	-		2.00
Legal Services	6.40	-		6.40	-		6.40
Human Resources	4.00	-		4.00	-		4.00
Building Regulations	6.00	-		6.00	-		6.00
Finance	10.00	-		10.00	-		10.00
Information Technology	4.00	2.00	(1)(2)	6.00	-		6.00
Municipal Court	10.00	-		10.00	-		10.00
Public Works	19.30	(2.00)	(1)(2)	17.30	-		17.30
Police	139.80	-		139.80	-		139.80
Fire	96.00	-		96.00	-		96.00
Cemeteries	7.20	-		7.20	-		7.20
Emergency Management	2.00	-		2.00	-		2.00
Neighborhood Improvement	4.20	-		4.20	-		4.20
Total General Fund	**313.90**	**-**		**313.90**	**-**		**313.90**
SPECIAL REVENUE FUNDS							
Convention & Tourism	4.25	-		4.25	-		4.25
Health & Welfare	33.55	-		33.55	(1.75)	(3)	31.80
Parks & Recreation	39.65	-		39.65	-	(4)	39.65
Solid Waste Management	4.20	-		4.20	-		4.20
Parks & Stormwater Sales Tax	14.50	-		14.50	-		14.50
Transportation Sales Tax	59.20			59.20	-		59.20
Capital Improvements Sales Tax	1.90	-		1.90	-		1.90
Community Planning	12.80	-		12.80	-		12.80
Total Special Revenue Funds	**170.05**	**-**		**170.05**	**(1.75)**		**168.30**
ENTERPRISE FUNDS							
Regional Airport	8.55	-		8.55	-		8.55
Municipal Golf Course	10.50	-		10.50	-		10.50
Sanitary Sewer	52.70	-		52.70	-		52.70
Total Enterprise Funds	**71.75**	**-**		**71.75**	**-**		**71.75**
INTERNAL SERVICE FUNDS							
Central Garage	5.20	-		5.20	-		5.20
Workers Compensation	0.50	-		0.50	-		0.50
Liability & Property Self-Insurance	0.50	-		0.50	-		0.50
Emergency Communications	22.00	-		22.00	-		22.00
Total Internal Service Funds	**28.20**	**-**		**28.20**	**-**		**28.20**
TOTAL FTE - ALL FUNDS	**583.90**	**-**		**583.90**	**(1.75)**		**582.15**

(1) Moved GIS Technician position (1.00 FTE) from Public Works: Engineering to Information Technology.
(2) Reclassified Engineering Technician position (1.00 FTE) to a GIS Technician position (1.00 FTE) and moved from Public Works: Engineering to Information Technology.
(3) WIC Certifier (1.00 FTE) and Nutritionist I (.75 FTE) deleted due to decrease in WIC funding.
(4) Moved portion of Athletic Facilities Superintendent (.25 FTE), 2 Seasonal Laborers (.60 FTE) and a Seasonal Cashier (.50 FTE) from Parks & Recreation: Facility Maintenance to Parks & Recreation: Athletic Complex, due to facility lease.

Positions by Fund

Full-Time Equivalent (FTE)

	FY 2017 Actual	FYE 2018 Actual	FY 2019 Proposed Budget
GENERAL FUND			
City Manager	3.00	3.00	3.00
City Clerk	2.00	2.00	2.00
Legal Services	6.40	6.40	6.40
Human Resources	4.50	4.00	4.00
Building Regulations	6.00	6.00	6.00
Finance	10.00	10.00	10.00
Information Technology	4.00	6.00	6.00
Municipal Court	10.00	10.00	10.00
Public Works	19.30	17.30	17.30
Police	139.80	139.80	139.80
Fire	96.00	96.00	96.00
Cemeteries	7.20	7.20	7.20
Emergency Management	2.00	2.00	2.00
Neighborhood Improvement	4.20	4.20	4.20
Total General Fund	**314.40**	**313.90**	**313.90**
SPECIAL REVENUE FUNDS			
Convention & Tourism	4.25	4.25	4.25
Health & Welfare	33.30	33.55	31.80
Parks & Recreation	39.65	39.65	39.65
Solid Waste Management	4.20	4.20	4.20
Parks & Stormwater Sales Tax	14.50	14.50	14.50
Transportation Sales Tax	58.20	59.20	59.20
Capital Improvements Sales Tax	1.90	1.90	1.90
Community Planning	12.80	12.80	12.80
Total Special Revenue Funds	**168.80**	**170.05**	**168.30**
ENTERPRISE FUNDS			
Regional Airport	8.55	8.55	8.55
Municipal Golf Course	10.50	10.50	10.50
Sanitary Sewer	52.70	52.70	52.70
Total Enterprise Funds	**71.75**	**71.75**	**71.75**
INTERNAL SERVICE FUNDS			
Central Garage	5.20	5.20	5.20
Workers Compensation	-	0.50	0.50
Liability & Property Self-Insurance	0.50	0.50	0.50
Emergency Communications	22.00	22.00	22.00
Total Internal Service Funds	**27.70**	**28.20**	**28.20**
TOTAL FTE - ALL FUNDS	**582.65**	**583.90**	**582.15**

Not included in FTE Count:

One Public Defender in Municipal Court (Contract)

Nine City Councilors (Stipend)


CITY OF JOPLIN
STATE OF MISSOURI
ADOPTED 1911

Budget Summary

	Governmental Funds	Proprietary Funds	Component Units	Total All Funds
REVENUES				
Taxes	$ 48,813,007	$ -	$ 5,845,000	$ 54,658,007
Licenses & Permits	1,742,200	-	-	1,742,200
Fines & Forfeitures	1,094,100	-	-	1,094,100
Service Charges & User Fees	3,700,300	18,382,325	-	22,082,625
Charges & Assessments	1,421,014	7,987,720	-	9,408,734
Other Income & Donations	942,600	143,900	29,000	1,115,500
Intergovernmental	19,437,257	6,298,466	-	25,735,723
TOTAL REVENUES	**$ 77,150,478**	**$ 32,812,411**	**$ 5,874,000**	**$ 115,836,889**
EXPENDITURES				
General Government	$ 5,742,649	$ 9,559,573	$ 3,349,582	$ 18,651,804
Public Safety	19,262,522	1,712,066	-	20,974,588
Public Works	2,448,007	2,122,743	-	4,570,750
Highways & Streets	30,428,700	-	-	30,428,700
Environmental	2,828,824	10,861,877	-	13,690,701
Health Services	2,467,194	-	-	2,467,194
Culture & Recreation	5,522,905	707,992	-	6,230,897
Social Services	8,781,668	-	-	8,781,668
Debt Service	150,774	628,787	-	779,561
Infrastructure/Economic Development	5,175,000	-	-	5,175,000
TOTAL EXPENDITURES	**$ 82,808,243**	**$ 25,593,038**	**$ 3,349,582**	**$ 111,750,863**
EXCESS REVENUES OVER (UNDER) EXPEN.	**$ (5,657,765)**	**$ 7,219,373**	**$ 2,524,418**	**$ 4,086,026**
OTHER FINANCING SOURCES (USES)				
Transfers In	$ 8,210,181	$ 950,000	$ -	9,160,181
Transfers Out	(11,878,777)	(1,777,611)	-	(13,656,388)
TOTAL OTHER FINANCING SOURCES (USES)	**$ (3,668,596)**	**$ (827,611)**	**$ -**	**$ (4,496,207)**
NET CHANGE IN FUND BALANCE	**$ (9,326,361)**	**$ 6,391,762**	**$ 2,524,418**	**$ (410,181)**
FUND BALANCE, BEGINNING OF YEAR	**$ 40,741,966**	**$ 116,990,976**	**$ 6,278,491**	**$ 164,011,433**
FUND BALANCE, END OF YEAR	**$ 31,415,605**	**$ 123,382,738**	**$ 8,802,909**	**$ 163,601,252**
FUND BALANCE SUMMARY:				
Invested in Capital Assets (Proprietary Funds)	$ -	$ 103,568,522	$ -	$ 103,568,522
Restricted for Debt Service	-	3,703,761	-	3,703,761
Reserved for Equipment Replacement	-	-	-	-
Other Reserves/Designations	18,773,761	-	-	18,773,761
Unrestricted Fund Balance/Net Assets	12,641,844	16,110,455	8,802,909	37,555,208
TOTAL FUND BALANCE SUMMARY	**$ 31,415,605**	**$ 123,382,738**	**$ 8,802,909**	**$ 163,601,252**

Summary of Governmental Funds

	General Fund	Convention & Tourism Fund	Health & Welfare Fund	Parks & Recreation Fund	Solid Waste Management Fund	Parks & Stormwater Sales Tax Fund	Transportation Sales Tax Fund	Capital Improvement Sales Tax Fund	Community Planning Fund	Economic Development Fund	Debt Service Fund	Infrastructure Improv. Fund	Revolving Public Improv. Fund	EDA Grant Fund	Total Governmental Funds
REVENUES															
Taxes	$ 27,903,375	$ 1,405,000	$ 430,700	$ 430,700	$ 430,700	$ 3,590,563	$ 9,236,125	$ 5,385,844	$ -	$ -	$ -	$ -	$ -	$ -	$ 48,813,007
Licenses & Permits	1,722,200	-	-	-	-	-	-	-	20,000	-	-	-	-	-	1,742,200
Fines & Forfeitures	1,094,100	-	-	-	-	-	-	-	-	-	-	-	-	-	1,094,100
Service Charges & User Fees	135,500	-	10,650	818,000	2,510,000	-	211,150	-	15,000	-	-	-	-	-	3,700,300
Charges & Assessments	248,464	-	106,550	-	31,000	-	850,000	-	5,000	-	150,000	-	30,000	-	1,421,014
Other Income & Donations	704,150	3,000	10,400	22,700	2,750	-	66,600	108,000	-	25,000	-	-	-	-	942,600
Federal Grants	473,248	-	265,163	-	-	200,000	-	-	7,713,780	-	-	5,425,000	-	-	14,077,191
State Grants	85,000	-	655,911	-	37,500	-	664,289	-	190,366	-	-	90,000	-	-	1,723,066
Local Grants	170,000	-	51,000	-	-	-	16,000	3,400,000	-	-	-	-	-	-	3,637,000
TOTAL REVENUES	**$ 32,536,037**	**$ 1,408,000**	**$ 1,530,374**	**$ 1,271,400**	**$ 3,011,950**	**$ 3,790,563**	**$ 11,044,164**	**$ 8,893,844**	**$ 7,944,146**	**$ 25,000**	**$ 150,000**	**$ 5,515,000**	**$ 30,000**	**$ -**	**$ 77,150,478**
EXPENDITURES															
General Government	$ 5,742,649	$ -	$ -	$ -	$ -	$ -	$ -	$ -	$ -	$ -	$ -	$ -	$ -	$ -	$ 5,742,649
Public Safety	19,262,522	-	-	-	-	-	-	-	-	-	-	-	-	-	19,262,522
Public Works	2,379,757	-	-	-	-	-	-	-	-	-	-	-	68,250	-	2,448,007
Highways & Streets	-	-	-	-	-	4,825,177	8,537,937	17,065,586	-	-	-	-	-	-	30,428,700
Environmental	-	-	-	-	2,828,824	-	-	-	-	-	-	-	-	-	2,828,824
Health Services	-	-	2,467,194	-	-	-	-	-	-	-	-	-	-	-	2,467,194
Culture & Recreation	405,444	1,266,975	-	3,469,249	-	381,237	-	-	-	-	-	-	-	-	5,522,905
Social Services	737,135	-	-	-	-	-	-	-	8,044,533	-	-	-	-	-	8,781,668
Debt Service	-	-	-	-	-	-	-	-	-	-	150,774	-	-	-	150,774
Infrastructure/Economic Dev.	-	-	-	-	-	-	-	-	-	-	-	5,175,000	-	-	5,175,000
TOTAL EXPENDITURES	**$ 28,527,507**	**$ 1,266,975**	**$ 2,467,194**	**$ 3,469,249**	**$ 2,828,824**	**$ 5,206,414**	**$ 8,537,937**	**$ 17,065,586**	**$ 8,044,533**	**$ -**	**$ 150,774**	**$ 5,175,000**	**$ 68,250**	**$ -**	**$ 82,808,243**
EXCESS REVENUES OVER (UNDER) EXPENDITURES	**$ 4,008,530**	**$ 141,025**	**$ (936,820)**	**$ (2,197,849)**	**$ 183,126**	**$ (1,415,851)**	**$ 2,506,227**	**$ (8,171,742)**	**$ (100,387)**	**$ 25,000**	**$ (774)**	**$ 340,000**	**$ (38,250)**	**$ -**	**$ (5,657,765)**
OTHER FINANCING SOURCES (USES)															
Transfers In	$ 4,693,681	$ -	$ 1,020,000	$ 2,346,500	$ -	$ -	$ -	$ -	$ 150,000	$ -	$ -	$ -	$ -	$ -	$ 8,210,181
Transfers Out	(7,490,448)	(65,137)	(60,384)	(125,684)	(49,284)	(427,085)	(3,062,249)	(592,571)	(5,935)	-	-	-	-	-	(11,878,777)
TOTAL OTHER FINANCING SOURCES (USES)	**$ (2,796,767)**	**$ (65,137)**	**$ 959,616**	**$ 2,220,816**	**$ (49,284)**	**$ (427,085)**	**$ (3,062,249)**	**$ (592,571)**	**$ 144,065**	**$ -**	**$ -**	**$ -**	**$ -**	**$ -**	**$ (3,668,596)**
NET CHANGE IN FUND BALANCE	**$ 1,211,763**	**$ 75,888**	**$ 22,796**	**$ 22,967**	**$ 133,842**	**$ (1,842,936)**	**$ (556,022)**	**$ (8,764,313)**	**$ 43,678**	**$ 25,000**	**$ (774)**	**$ 340,000**	**$ (38,250)**	**$ -**	**$ (9,326,361)**
FUND BALANCE, BEG. OF YEAR	**$ 20,280,013**	**$ 1,231,153**	**$ 698,854**	**$ 122,638**	**$ 1,137,889**	**$ 3,227,334**	**$ 5,189,319**	**$ 14,958,351**	**$ (1,325,672)**	**$ 3,802,253**	**$ 91,304**	**$ (9,461,773)**	**$ 790,303**	**$ -**	**$ 40,741,966**
FUND BALANCE, END OF YEAR	**$ 21,491,776**	**$ 1,307,041**	**$ 721,650**	**$ 145,605**	**$ 1,271,731**	**$ 1,384,398**	**$ 4,633,297**	**$ 6,194,038**	**$ (1,281,994)**	**$ 3,827,253**	**$ 90,530**	**$ (9,121,773)**	**$ 752,053**	**$ -**	**$ 31,415,605**
FUND BALANCE SUMMARY:															
Reserved for Contingency-PS	$ 1,050,800	$ -	$ -	$ -	$ -	$ -	$ -	$ -	$ -	$ -	$ -	$ -	$ -	$ -	$ 1,050,800
Unrest. Pub. Safety Fund Balance	9,858,060	-	-	-	-	-	-	-	-	-	-	-	-	-	9,858,060
Reserved for Contingency	5,645,844	-	-	-	-	-	-	-	-	-	-	-	-	-	5,645,844
Reserved for Equip. Replacement	-	-	-	-	-	-	-	-	-	-	-	-	-	-	-
Other Reserves	-	-	-	-	-	-	-	-	-	2,219,057	-	-	-	-	2,219,057
Unrestricted Fund Balance	4,937,072	1,307,041	721,650	145,605	1,271,731	1,384,398	4,633,297	6,194,038	(1,281,994)	1,608,196	90,530	(9,121,773)	752,053	-	12,641,844
TOTAL FUND BALANCE SMRY	**$ 21,491,776**	**$ 1,307,041**	**$ 721,650**	**$ 145,605**	**$ 1,271,731**	**$ 1,384,398**	**$ 4,633,297**	**$ 6,194,038**	**$ (1,281,994)**	**$ 3,827,253**	**$ 90,530**	**$ (9,121,773)**	**$ 752,053**	**$ -**	**$ 31,415,605**

Summary of Proprietary Funds

REVENUES	Airport Fund	Golf Course Fund	Sanitary Sewer Fund	Central Garage Fund	Health Self-Insurance Fund	Worker's Compensation Self-Insurance Fund	Liability & Property Self-Insurance Fund	Emergency Comm. Fund	Total Proprietary Funds
Taxes	$ -	$ -	$ -	$ -	$ -	$ -	$ -	$ -	$ -
Licenses & Permits	-	-	-	-	-	-	-	-	-
Fines & Forfeitures	-	-	-	-	-	-	-	-	-
Service Charges & User Fees	829,780	544,000	14,051,500	-	1,130,000	-	-	1,827,045	18,382,325
Charges & Assessments	-	12,000	160,600	1,575,000	4,400,000	654,141	1,185,979	-	7,987,720
Other Income & Donations	17,000	29,500	22,100	-	52,300	23,000	-	-	143,900
Federal Grants	6,282,500	-	-	-	-	-	-	-	6,282,500
State Grants	15,966	-	-	-	-	-	-	-	15,966
Local Grants	-	-	-	-	-	-	-	-	-
TOTAL REVENUES	**$ 7,145,246**	**$ 585,500**	**$ 14,234,200**	**$ 1,575,000**	**$ 5,582,300**	**$ 677,141**	**$ 1,185,979**	**$ 1,827,045**	**$ 32,812,411**
EXPENSES									
General Government	$ -	$ -	$ 757,181	$ 1,516,506	$ 5,307,800	$ 806,288	$ 1,171,798	$ -	$ 9,559,573
Public Safety	-	-	-	-	-	-	-	1,712,066	1,712,066
Public Works	2,122,743	-	-	-	-	-	-	-	2,122,743
Highways & Streets	-	-	-	-	-	-	-	-	-
Environmental	-	-	10,861,877	-	-	-	-	-	10,861,877
Health Services	-	-	-	-		-	-	-	-
Culture & Recreation	-	707,992	-	-	-	-	-	-	707,992
Social Services	-	-	-	-	-	-	-	-	-
Debt Service	-	-	628,787	-	-	-	-	-	628,787
TOTAL EXPENSES	**$ 2,122,743**	**$ 707,992**	**$ 12,247,845**	**$ 1,516,506**	**$ 5,307,800**	**$ 806,288**	**$ 1,171,798**	**$ 1,712,066**	**$ 25,593,038**
EXCESS OF REVENUES OVER (UNDER) EXP	**$ 5,022,503**	**$ (122,492)**	**$ 1,986,355**	**$ 58,494**	**$ 274,500**	**$ (129,147)**	**$ 14,181**	**$ 114,979**	**$ 7,219,373**
OTHER FINANCING SOURCES (USES)									
Transfers In	$ 950,000	$ -	$ -	$ -	$ -	$ -	$ -	$ -	$ 950,000
Transfers Out	(159,798)	(22,954)	(1,451,739)	(48,025)	-	-	-	(95,095)	(1,777,611)
TOTAL OTHER FINANCING SOURCES (USES	**$ 790,202**	**$ (22,954)**	**$ (1,451,739)**	**$ (48,025)**	**$ -**	**$ -**	**$ -**	**$ (95,095)**	**$ (827,611)**
NET CHANGE IN NET ASSETS	**$ 5,812,705**	**$ (145,446)**	**$ 534,616**	**$ 10,469**	**$ 274,500**	**$ (129,147)**	**$ 14,181**	**$ 19,884**	**$ 6,391,762**
NET ASSETS, BEGINNING OF YEAR	**$ 30,212,546**	**$ 426,819**	**$ 78,044,834**	**$ 231,320**	**$ 2,653,937**	**$ 2,793,137**	**$ 1,044,954**	**$ 1,583,429**	**$ 116,990,976**
NET ASSETS, END OF YEAR	**$ 36,025,251**	**$ 281,373**	**$ 78,579,450**	**$ 241,789**	**$ 2,928,437**	**$ 2,663,990**	**$ 1,059,135**	**$ 1,603,313**	**$ 123,382,738**
NET ASSETS SUMMARY:									
Invested in Capital Assets	$ 36,631,381	$ 653,545	$ 65,025,746	$ 171,729	$ 30,074	$ -	$ -	$ 1,056,047	$ 103,568,522
Restricted for Capital Replacement	-	-	3,703,761	-	-	-	-	-	3,703,761
Unrestricted Net Assets	(606,130)	(372,172)	9,849,943	70,060	2,898,363	2,663,990	1,059,135	547,266	16,110,455
TOTAL NET ASSETS SUMMARY	**$ 36,025,251**	**$ 281,373**	**$ 78,579,450**	**$ 241,789**	**$ 2,928,437**	**$ 2,663,990**	**$ 1,059,135**	**$ 1,603,313**	**$ 123,382,738**

Summary of Component Units

	Joplin TIF Commission	Joplin Redevelopment Corporation	Total Component Units
REVENUES			
Taxes	$ 2,095,000	$ 3,750,000	$ 5,845,000
Licenses & Permits	-	-	-
Fines & Forfeitures	-	-	-
Service Charges & User Fees	-	-	-
Charges & Assessments	-	-	-
Other Income & Donations	2,000	27,000	29,000
State Grants	-	-	-
Local Grants	-	-	-
TOTAL REVENUES	**$ 2,097,000**	**$ 3,777,000**	**$ 5,874,000**
EXPENDITURES			
General Government	$ 2,113,000	$ 1,236,582	$ 3,349,582
Public Safety	-	-	-
Public Works	-	-	-
Highways & Streets	-	-	-
Environmental	-	-	-
Health Services	-	-	-
Culture & Recreation	-	-	-
Social Services	-	-	-
Debt Service	-	-	-
TOTAL EXPENDITURES	**$ 2,113,000**	**$ 1,236,582**	**$ 3,349,582**
EXCESS REVENUES OVER (UNDER) EXPENDITURES	**$ (16,000)**	**$ 2,540,418**	**$ 2,524,418**
OTHER FINANCING SOURCES (USES)			
Transfers In	$ -	$ -	$ -
Transfers Out	-	-	-
TOTAL OTHER FINANCING SOURCES (USES)	**$ -**	**$ -**	**$ -**
NET CHANGE IN FUND BALANCE	**$ (16,000)**	**$ 2,540,418**	**$ 2,524,418**
FUND BALANCE, BEGINNING OF YEAR	**$ 1,896,495**	**$ 4,381,996**	**$ 6,278,491**
FUND BALANCE, END OF YEAR	**$ 1,880,495**	**$ 6,922,414**	**$ 8,802,909**
FUND BALANCE SUMMARY:			
Reserved Fund Balance	$ -	$ -	$ -
Unrestricted Fund Balance	1,880,495	6,922,414	8,802,909
TOTAL FUND BALANCE SUMMARY	**$ 1,880,495**	**$ 6,922,414**	**$ 8,802,909**

General Fund


CITY OF JOPLIN
STATE OF MISSOURI
ZINC IS KING
ADOPTED 1917

General Fund

Fund Balance Projection

	FY 2017 Actuals	FY 2018 Adjusted Budget	FY 2018 Estimated Actuals	FY 2019 Proposed Budget
REVENUES				
Taxes	$ 27,809,925	$ 26,995,000	$ 27,775,000	$ 27,903,375
Licenses & Permits	1,954,924	1,725,230	1,723,700	1,722,200
Fines & Forfeitures	1,274,322	1,339,100	1,109,712	1,094,100
Service Charges & User Fees	143,337	145,275	136,000	135,500
Charges & Assessments	226,714	241,964	248,464	248,464
Other Income & Donations	638,338	535,359	804,150	704,150
Federal Grants	2,354,219	1,732,500	1,232,136	473,248
State Grants	78,260	77,500	90,506	85,000
Local Grants	167,857	176,000	169,661	170,000
TOTAL REVENUES	**$ 34,647,896**	**$ 32,967,928**	**$ 33,289,329**	**$ 32,536,037**
EXPENDITURES				
City Council	$ 158,898	$ 149,285	$ 142,594	$ 120,511
City Manager	682,972	716,423	706,670	680,332
City Clerk	172,212	216,439	211,096	225,680
Legal Services	556,737	631,671	628,594	643,516
Human Resources	481,073	486,586	469,253	481,031
Finance	1,021,877	1,067,544	1,072,607	1,103,466
Information Technology	1,458,633	1,648,858	1,599,181	1,769,195
Municipal Court	643,396	679,219	689,178	718,918
Public Works	1,994,161	2,395,669	2,435,622	2,379,757
Building Regulations	449,283	456,246	455,146	471,833
Police	10,880,886	10,954,746	10,899,723	10,740,486
Fire	8,790,351	8,239,050	8,098,018	8,103,135
Public Safety Training Center	3,589,634	260,578	235,366	251,720
Parks & Recreation	512,702	399,949	403,967	405,444
Emergency Management	161,566	166,233	164,381	167,181
Neighborhood Improvement	243,603	262,966	260,091	265,302
TOTAL EXPENDITURES	**$ 31,797,984**	**$ 28,731,462**	**$ 28,471,487**	**$ 28,527,507**
EXCESS REVENUES OVER (UNDER) EXPENDITURES	**$ 2,849,912**	**$ 4,236,466**	**$ 4,817,842**	**$ 4,008,530**
OTHER FINANCING SOURCES (USES)				
Transfers In	$ 5,136,272	$ 5,046,925	$ 4,971,925	$ 4,693,681
Transfers Out	(10,825,805)	(7,882,907)	(8,069,707)	(7,490,448)
TOTAL OTHER FINANCING SOURCES (USES)	**$ (5,689,533)**	**$ (2,835,982)**	**$ (3,097,782)**	**$ (2,796,767)**
NET CHANGE IN FUND BALANCE	**$ (2,839,621)**	**$ 1,400,484**	**$ 1,720,060**	**$ 1,211,763**
FUND BALANCE, BEGINNING OF YEAR	**$ 21,399,574**	**$ 18,559,953**	**$ 18,559,953**	**$ 20,280,013**
FUND BALANCE, END OF YEAR	**$ 18,559,953**	**$ 19,960,437**	**$ 20,280,013**	**$ 21,491,776**
FUND BALANCE SUMMARY:				
Reserved for Contingency - Public Safety	$ 1,031,366	$ 1,116,933	$ 1,093,009	$ 1,050,800
Unrestricted Public Safety Fund Balance	7,815,174	8,476,770	8,728,845	9,858,060
Reserved for Contingency	5,462,582	5,516,732	5,529,745	5,645,844
Unrestricted Fund Balance	4,250,831	4,850,002	4,928,414	4,937,072
TOTAL FUND BALANCE SUMMARY	**$ 18,559,953**	**$ 19,960,437**	**$ 20,280,013**	**$ 21,491,776**

CITY OF JOPLIN
PROPOSED BUDGET REVENUE
FOR FISCAL YEAR 2019

ACCOUNT	ACCOUNT DESCRIPTION	FY 2016 ACTUAL REVENUE	FY 2017 ACTUAL REVENUE	FY 2018 BUDGETED REVENUE	FY 2018 ADJ BUDGET REVENUE	FY 2018 ESTIMATED REVENUE	FY 2019 PROPOSED REVENUE
FUND 001	GENERAL FUND						
400-0201	CIGARETTE TAX	246,911	239,534	235,000	235,000	235,000	235,000
400-0301	GENERAL SALES TAX-1%	13,726,267	14,230,450	13,700,000	13,700,000	14,150,000	14,362,250
400-0312	GENERAL SALES TAX-1/2%	6,858,857	7,110,222	6,850,000	6,850,000	7,075,000	7,181,125
400-0401	ELECTRICAL FRANCHISE TAX	3,177,136	3,249,568	3,280,000	3,280,000	3,400,000	3,400,000
400-0402	CABLE FRANCHISE TAX	288,528	258,800	280,000	280,000	250,000	250,000
400-0403	TELEPHONE FRANCHISE TAX	862,156	937,164	800,000	800,000	725,000	725,000
400-0404	NATURAL GAS FRANCHISE TAX	837,026	891,534	850,000	850,000	1,090,000	900,000
400-0405	WATER FRANCHISE TAX	1,005,192	892,653	1,000,000	1,000,000	850,000	850,000
*	TAXES	27,002,073	27,809,925	26,995,000	26,995,000	27,775,000	27,903,375
410-0101	BUSINESS LICENSES	696,515	761,162	725,000	725,000	810,000	810,000
410-0102	LIQUOR LICENSES	83,919	80,238	83,000	83,000	85,000	85,000
410-0103	PET LICENSES	1,720	1,220	1,500	1,500	1,500	1,500
410-0104	CONTRACTOR'S LICENSES	150,221	160,566	150,000	150,000	175,000	175,000
410-0105	SECURITY LIC APPEAL FEE	0	0	0	0	0	0
410-0106	HEALTH PERMIT FEE	62,006	62,103	69,900	69,900	75,000	75,000
410-0201	COMMERCIAL BUILDING PERM	163,667	344,956	175,125	175,125	205,000	205,000
410-0202	RESIDENTIAL BLDG PERMITS	63,072	80,918	70,000	70,000	70,000	70,000
410-0203	COMMERCIAL IMPR BLDG PERM	230,020	205,272	210,000	210,000	45,000	45,000
410-0204	RESIDENTIAL IMPR BLDG PER	20,913	15,003	17,000	17,000	11,000	11,000
410-0205	VACANT/DANGEROUS BLDG PER	200	0	500	500	500	500
410-0206	PLAN REVIEW FEE	100,907	144,067	123,200	123,200	115,000	115,000
410-0207	ROAD/LANE CLOSURE PERMIT	700	1,200	1,350	1,350	1,200	1,200
410-0208	BUILDING PERMIT PENALTY	0	425	0	0	5,000	5,000
410-0302	SOLICITOR'S PERMITS	480	1,140	1,000	1,000	500	500
410-0303	ELECTRICAL PERMITS	29,525	26,800	25,000	25,000	23,500	23,500
410-0304	PLUMBING/MECH/GAS PERMITS	26,900	32,131	28,000	28,000	25,500	25,500
410-0307	DEMOLITION/DRIVEWAY/MOVE	5,975	18,980	25,500	25,500	27,000	27,000
410-0309	SPECIAL EVENT PERMIT	1,200	1,000	1,500	1,500	1,500	1,500
410-0310	OTHER STRUCTURE TYPES	0	7,073	0	0	29,000	29,000
410-0311	SIDEWALK/CURB & GUTTER	0	0	0	0	1,500	1,500
410-0401	INSPECTION FEES	676	400	800	800	500	500
410-0501	BURN PERMIT	3,605	3,370	7,105	7,105	7,000	7,000
410-0502	CONSTRUCTION PERMIT	0	450	500	500	1,500	0
410-0503	OPERATION PERMIT	3,900	6,450	9,250	9,250	7,000	7,000
*	LICENSES & PERMITS	1,646,121	1,954,924	1,725,230	1,725,230	1,723,700	1,722,200
420-0101	COURT FINES	794,468	667,891	725,000	725,000	700,000	700,000
420-0102	COURT COSTS	66,239	54,709	58,000	58,000	52,000	52,000
420-0103	POLICE OFFICER'S TRAINING	12,030	9,926	10,000	10,000	9,500	9,500
420-0104	ADMIN FEE-ST CRIME VICTIM	2,228	1,848	2,000	2,000	1,800	1,800
420-0107	DWI FINES	34,763	37,283	40,000	40,000	34,000	34,000
420-0108	JUDICIAL EDUCATION FEE	6,022	4,995	5,000	5,000	4,800	4,800
420-0109	BOND FORFEITURES	19,500	34,400	28,000	28,000	38,000	38,000

CITY OF JOPLIN
PROPOSED BUDGET REVENUE
FOR FISCAL YEAR 2019

ACCOUNT	ACCOUNT DESCRIPTION	FY 2016 ACTUAL REVENUE	FY 2017 ACTUAL REVENUE	FY 2018 BUDGETED REVENUE	FY 2018 ADJ BUDGET REVENUE	FY 2018 ESTIMATED REVENUE	FY 2019 PROPOSED REVENUE
FUND 001	GENERAL FUND						
420-0110	POST COMMISSIONS - STATE	6,219	4,597	6,000	6,000	4,500	4,500
420-0111	FAILURE TO APPEAR FEE	1,406	606	600	600	500	500
420-0112	WARRANT/ARREST FEE 04	82,756	68,144	65,000	65,000	12,000	0
420-0114	SHOCK FINE	304,713	278,700	275,000	275,000	180,000	180,000
420-0115	INMATE SECURITY SURCHARGE	12,182	9,988	10,000	10,000	9,500	9,500
420-0116	PROBATION FEE	74,410	70,782	75,000	75,000	52,000	52,000
420-0117	JAIL BOOKING FEE	25,157	23,287	23,500	23,500	3,612	0
420-0118	JAIL MONITORING FEE	7,265	6,106	6,000	6,000	5,000	5,000
420-0302	TRASH/NUISANCE FINES	11,865	1,060	10,000	10,000	2,500	2,500
*	FINES & FORFEITURES	1,461,223	1,274,322	1,339,100	1,339,100	1,109,712	1,094,100
430-0101	CEMETERY OVERTIME FEES	200	719	500	500	500	500
430-0102	GRAVE OPENING FEES	42,853	47,984	58,800	58,800	45,000	45,000
430-0103	MARKER SETTING FEES	9,539	13,429	10,500	10,500	15,000	15,000
430-0104	CEMETERY LOT FEES	13,773	20,153	17,500	17,500	15,000	15,000
430-0105	CREMAINS FEES	0	0	975	975	1,000	1,000
430-0106	COLUMBARIUM FEES	0	0	0	0	1,000	1,000
430-1401	PHOTOCOPY CHARGES	18,857	12,630	15,000	15,000	16,000	16,000
430-1402	PHONE COMMISSIONS	14,857	11,411	10,000	10,000	11,000	11,000
430-1404	VENDING MACHINE COMMISS	836	1,138	1,000	1,000	1,000	1,000
430-1410	SEMINAR CHARGES	0	0	0	0	0	0
430-1412	INMATE CALLING CARDS	12,326	8,497	8,000	8,000	3,000	3,000
430-1413	COMMISSARY FEES	4,399	3,611	4,000	4,000	2,000	2,000
430-1414	POLICE PS SEMINARS	3,800	3,375	11,000	11,000	4,000	4,000
430-1415	FIRE PS SEMINARS	350	20,175	7,500	7,500	20,000	20,000
430-1416	COMMISSARY MEDICAL	460	215	500	500	0	0
430-1417	PSTC RENTAL FEES	0	0	0	0	1,000	1,000
430-1420	RESTITUTION FEES	0	0	0	0	500	0
*	SERVICE CHARGES/USER FEES	122,250	143,337	145,275	145,275	136,000	135,500
440-0201	PRISONER HOUSING CHARGES	360	0	500	500	250	250
440-0403	OTHER MANUAL REVENUES	41	79	100	100	100	100
440-0902	WEED MOWING CHARGES	73,850	61,200	75,000	75,000	60,000	60,000
440-0903	ADMIN FEES-HOTEL/MOTEL	45,241	43,231	40,500	40,500	42,000	42,000
440-0904	FIRE REPORT FEES	0	0	0	0	0	0
440-0905	CITY FLAG SALES	100	0	100	100	100	100
440-0906	SOUVENIR SALES	796	649	500	500	750	750
440-0913	ADMINISTRATIVE FEES-TIF	149,093	127,055	80,000	80,000	100,000	100,000
440-0915	NUISANCE FEES-5/22/11	0	5,500-	0	0	0	0
440-0916	ROE INSURANCE FEE-5/22/11	88,450	0	0	0	0	0
440-1001	CITY HALL RENT ASSESSMENT	0	0	45,264	45,264	45,264	45,264
*	CHARGES & ASSESSMENTS	357,931	226,714	241,964	241,964	248,464	248,464

CITY OF JOPLIN
PROPOSED BUDGET REVENUE
FOR FISCAL YEAR 2019

ACCOUNT	ACCOUNT DESCRIPTION	FY 2016 ACTUAL REVENUE	FY 2017 ACTUAL REVENUE	FY 2018 BUDGETED REVENUE	FY 2018 ADJ BUDGET REVENUE	FY 2018 ESTIMATED REVENUE	FY 2019 PROPOSED REVENUE
FUND 001	GENERAL FUND						
450-0101	GENERAL ACCOUNT INTEREST	177,664	409,680	315,000	315,000	560,000	560,000
450-0102	DRUG FORFEITURE	921	1,744	1,400	1,400	3,000	3,000
450-0103	INVESTMENTS	37,915	37,916	38,000	38,000	38,000	38,000
450-0204	GAIN/LOSS ON INVESTMENTS	18,630-	27,312-	0	0	0	0
450-0306	OTHER DONATIONS	35,193	6,778	5,000	5,000	5,000	5,000
450-0401	CITY RESALE PROCEEDS	4,217	16,814	10,000	10,000	10,000	10,000
450-0404	SALE/TRADE ALLOWANCE	2,055	90,754	15,000	15,000	15,000	45,000
450-0405	SALE OF REAL PROPERTY	210,302	5,325	0	0	0	0
450-0603	STOP LOSS REIMBURSEMENT	0	0	0	0	0	0
450-0604	INSURANCE CLAIM SETTLEMNT	15,910	53,264	10,000	127,309	150,000	20,000
450-0611	OTHER INCOME	17,216	16,457	15,000	15,000	15,000	15,000
450-0613	DRUG FORFEITURE SETTLEMNT	7,599	18,665	0	0	0	0
450-0615	BANK STMT RECONCILIATION	230	14-	0	0	0	0
450-0619	CONTRIBUTION FROM CEM TRS	0	0	0	0	0	0
450-0621	NSF FEE/STOP PAYMENT FEE	8,797	8,131	8,500	8,500	8,000	8,000
450-0622	ADMIN FEE-HEALTH INS	155	136	150	150	150	150
*	OTHER INCOME/DONATIONS	499,544	638,338	418,050	535,359	804,150	704,150
460-0102	CONVENTION & TOURISM FUND	53,662	62,691	65,100	65,100	65,100	65,137
460-0103	HEALTH & WELFARE FUND	67,084	51,831	54,419	54,419	54,419	48,906
460-0104	PARKS & RECREATION FUND	136,498	131,716	139,753	139,753	139,753	119,119
460-0105	SOLID WASTE MGMT FUND	56,277	56,854	60,617	60,617	60,617	49,284
460-0106	TRANSPORTATION FUND	1,281,897	1,270,638	1,332,162	1,332,162	1,332,162	1,239,750
460-0107	COMMUNITY PLANNING FUND	0	12,232	12,068	12,068	12,068	5,935
460-0113	AIRPORT FUND	129,743	170,471	161,386	161,386	161,386	153,233
460-0114	GOLF COURSE FUND	0	20,060	26,929	26,929	26,929	22,954
460-0115	SANITARY SEWER FUND	1,349,201	1,410,314	1,494,686	1,494,686	1,494,686	1,447,800
460-0117	CENTRAL GARAGE FUND	10,081	55,151	51,797	51,797	51,797	46,712
460-0119	LIAB & PROPERTY SELF-INS	0	0	0	0	0	0
460-0120	EMERGENCY COMM FUND	24,327	94,213	91,439	91,439	91,439	95,095
460-0121	LIBRARY FUND	95,845	95,604	83,692	83,692	83,692	75,838
460-0123	WORKERS COMP FUND	0	0	0	0	0	0
460-0124	PARKS/STORMWATER FUND	112,630	117,503	127,809	127,809	127,809	109,919
460-0125	PARKS/STORMWATER FUND	0	17,230	35,329	35,329	35,329	30,853
460-0127	CAPITAL IMPROVE SALES TAX	16,775	79,152	85,042	85,042	85,042	72,571
460-0130	PS SALES TAX-FIRE	329,064	318,642	342,117	342,117	342,117	322,281
460-0131	PS TAX-POLICE	383,040	283,226	307,580	307,580	307,580	288,294
460-0218	PARKING FUND SUBSIDY	119,783	0	0	0	0	0
460-0501	ENGINEERING FEE TRANSFER	573,199	888,744	575,000	575,000	500,000	500,000
*	TRANSFERS/SUBSIDIES	4,739,106	5,136,272	5,046,925	5,046,925	4,971,925	4,693,681
470-0106	BULLETPROOF VESTS	4,662	13,456	7,337	7,337	7,337	5,870
470-0109	JUSTICE ADMIN GRANT (JAG)	41,929	2,963	20,000	20,000	20,000	18,000
470-0110	OCDETF GRANT	2,519	0	0	0	0	0

CITY OF JOPLIN
PROPOSED BUDGET REVENUE
FOR FISCAL YEAR 2019

ACCOUNT	ACCOUNT DESCRIPTION	FY 2016 ACTUAL REVENUE	FY 2017 ACTUAL REVENUE	FY 2018 BUDGETED REVENUE	FY 2018 ADJ BUDGET REVENUE	FY 2018 ESTIMATED REVENUE	FY 2019 PROPOSED REVENUE
FUND 001	GENERAL FUND						
470-0113	DWI OFFICER GRANT	92,915	61,700	102,848	102,848	102,848	64,538
470-0114	MO-ICAC GRANT	2,646	28,599	0	0	0	0
470-0115	MULTI-JURIS CYBER CRIME	308,528	275,059	338,415	338,415	338,415	358,340
470-0116	ATF OVERTIME REIMBURSE	15,023	16,922	16,000	16,000	16,000	16,000
470-0119	MENTAL HEALTH COLLABORAT	162,756	68,481	0	0	18,764	0
470-0120	DWI CHECKPOINT GRANT	0	0	0	0	0	0
470-0121	DWI EQUIPMENT GRANT	65,000	0	0	0	0	0
470-0122	DWI STATE EQUIPMENT GRANT	7,954	0	0	0	0	0
470-0123	DWI SATURATION	0	0	13,000	13,000	13,000	10,500
470-0124	BODY WORN CAMERA	0	0	55,000	0	0	0
470-0207	FEMA-FEDERAL DISASTER	1,330,151	1,789,790	1,000,000	1,000,000	480,872	0
470-0904	FIRE ACT GRANT	0	97,249	234,900	234,900	234,900	0
*	FEDERAL GRANTS	2,034,083	2,354,219	1,787,500	1,732,500	1,232,136	473,248
480-0105	SEAT BELT GRANT	0	0	0	0	0	0
480-0106	MO YOUTH/ADULT ALLIANCE	0	0	0	0	0	0
480-0107	POLICE DWI SERVICES	12,262	4,359	0	0	3,612	0
480-0108	HAZARDOUS MOVING VIOLATN	9,928	6,717	12,500	12,500	12,500	10,000
480-0110	MODOT TRAFFIC GRANT	0	5,240	0	0	9,394	10,000
480-0201	EMERGENCY PREPAREDNESS	64,865	61,944	65,000	65,000	65,000	65,000
*	STATE GRANTS	87,055	78,260	77,500	77,500	90,506	85,000
490-0101	JASPER COUNTY EMERG PREP	38,926	41,269	36,500	36,500	40,000	40,000
490-0202	DARE GRANT-R-VIII SCHOOL	81,686	84,137	84,500	84,500	86,661	87,000
490-0208	CROSSING GUARD-R-VIII SCH	21,211	19,063	20,000	20,000	20,000	20,000
490-0209	LOCAL GOVT PARTICIPATING	0	1,200	0	0	0	0
490-0220	US MARSHALL/JASPER CO SHR	3,743	799	15,000	15,000	5,000	5,000
490-0221	ICE GRANT	6,780	6,249	10,000	10,000	8,000	8,000
490-0222	FBI COST SHARE	8,998	15,140	10,000	10,000	10,000	10,000
*	LOCAL GRANTS	161,344	167,857	176,000	176,000	169,661	170,000
**	GENERAL FUND	38,110,730	39,784,168	37,952,544	38,014,853	38,261,254	37,229,718

CITY OF JOPLIN
PROPOSED BUDGET EXPENDITURES
FOR FISCAL YEAR 2019

ACCOUNT	ACCOUNT DESCRIPTION	FY 2016 ACTUAL EXPENSES	FY 2017 ACTUAL EXPENSES	FY 2018 BUDGETED EXPENSES	FY 2018 ADJ BUDGET EXPENSES	FY 2018 ESTIMATED EXPENSES	FY 2019 PROPOSED EXPENSES
FUND 001 GENERAL FUND							
DEPT 01 CITY COUNCIL							
DIV 01 ADMINISTRATION							
500-1415	COUNCIL STIPEND	1,045	1,080	1,080	1,080	1,080	1,080
500-1610	WORKER'S COMPENSATION	3	2	47	47	5	5
500-1615	FICA EXPENSE	80	62	83	83	80	80
*	PERSONNEL SERVICES	1,128	1,144	1,210	1,210	1,165	1,165
500-2050	OPERATIONAL SUPPLIES	100	0	0	0	0	0
500-2120	GENERAL OFFICE SUPPLIES	60	16	50	50	50	50
500-2205	FOOD & BEVERAGE SUPPLIES	11,889	7,224	10,000	10,000	6,500	6,500
500-2805	PROMOTIONAL MATERIALS	579	0	750	750	500	500
500-2815	SPEC EVENTS & PROMOTIONS	3,377	4,004	4,000	4,000	4,000	4,000
500-2855	FACILITY RENT ALLOCATION	76,853	0	0	0	0	0
500-3015	TELEPHONE CHARGES	4,841	3,524	3,600	3,600	1,600	1,600
500-3115	FUEL,OIL,& DIESEL	651	570	700	700	500	500
500-3205	POSTAGE	3,871	1,145	4,000	4,000	4,000	4,000
500-4210	CENTRAL GARAGE REPAIRS	676	924	700	700	700	700
500-5010	CONSULTING FEES	18,000	18,000	23,000	23,000	23,000	18,000
500-5090	FEMA CLEANUP FEES	599,007	0	0	0	0	0
500-6005	TRAVEL EXPENSES	251	1,430	2,500	2,500	2,500	2,500
500-6010	CONFERENCES & SEMINARS	430	912	1,000	1,000	1,000	1,000
500-6105	DUES & MEMBERSHIPS	25,114	25,114	25,500	25,500	25,154	25,500
*	OPERATIONAL SUPPLIES	745,699	62,863	75,800	75,800	69,504	64,850
500-7005	PRINTING SERVICES	139	1,422	100	100	100	100
500-7010	COPY SERVICES	1,735	1,553	1,700	1,700	1,600	1,600
500-7030	FEES & PERMITS	36	36	50	50	50	50
500-7135	FLOWER PURCHASES	130	615	250	250	0	0
500-7305	LIABILITY INSURANCE	58,200	91,265	70,175	70,175	70,175	32,746
500-7350	DEPT REVIEW FACILITATOR	0	0	0	0	0	20,000
*	OTHER PURCHASES/SERVICES	60,240	94,891	72,275	72,275	71,925	54,496
500-8001	TRADE-IN ALLOWANCE	0	0	0	0	0	0
500-8315	COMPUTER EQUIPMENT	0	0	0	0	0	0
*	CAPITAL OUTLAY & IMPROVE	0	0	0	0	0	0
**	ADMINISTRATION	807,067	158,898	149,285	149,285	142,594	120,511
***	CITY COUNCIL	807,067	158,898	149,285	149,285	142,594	120,511

General Fund - City Council

2018-2019 Department Staffing

Division	Position
City Council	City Council Member (9 Positions)*

*Paid a stipend and not considered a full-time position.

Capital Expenditures

CITY OF JOPLIN
PROPOSED BUDGET EXPENDITURES
FOR FISCAL YEAR 2019

ACCOUNT	ACCOUNT DESCRIPTION	FY 2016 ACTUAL EXPENSES	FY 2017 ACTUAL EXPENSES	FY 2018 BUDGETED EXPENSES	FY 2018 ADJ BUDGET EXPENSES	FY 2018 ESTIMATED EXPENSES	FY 2019 PROPOSED EXPENSES
FUND 001 GENERAL FUND							
DEPT 05 CITY MANAGER							
DIV 01 ADMINISTRATION							
500-1010	REGULAR-FT	253,360	215,686	262,959	263,319	263,319	264,440
500-1020	OVERTIME-FT	253	54	0	0	0	0
500-1505	HOLIDAY PAY	8,982	8,144	0	0	0	0
500-1510	LONGEVITY PAY	5,180	4,843	3,571	3,571	3,287	3,502
500-1520	VACATION PAY	17,791	19,525	0	0	0	0
500-1535	AUTO ALLOWANCE	9,052	8,821	8,425	8,425	8,425	8,425
500-1540	COMPENSATION TIME PAY	0	8	0	0	0	0
500-1565	SICK PAY	7,079	11,407	0	0	0	0
500-1570	FLOATING HOLIDAY PAY	2,317	1,973	0	0	0	0
500-1595	CELL PHONE ALLOWANCE	876	626	626	626	626	626
500-1605	HEALTH INSURANCE	29,279	27,997	30,150	30,150	28,782	30,505
500-1610	WORKER'S COMPENSATION	821	640	634	634	634	471
500-1615	FICA EXPENSE	19,685	17,732	14,605	14,605	18,093	14,543
500-1625	LAGERS RETIREMENT EXPENSE	45,134	36,091	37,479	37,479	36,724	35,178
500-1635	DEFERRED COMP EXPENSE	7,636	6,840	8,064	8,064	8,064	8,064
500-1640	LIFE INSURANCE EXPENSE	606	536	562	562	562	550
500-1645	DENTAL INSURANCE	1,821	1,495	1,337	1,337	1,393	1,430
500-1650	DISABILITY INSURANCE-REG	926	821	858	858	858	862
500-1755	STAFF HEALTH CLUB REIMB	120	110	0	0	0	0
*	PERSONNEL SERVICES	410,918	363,349	369,270	369,630	370,767	368,596
500-2050	OPERATIONAL SUPPLIES	242	68	300	300	100	100
500-2108	COMPUTER PERIPHERALS	0	0	0	0	0	0
500-2120	GENERAL OFFICE SUPPLIES	1,550	400	1,000	1,000	500	500
500-2125	SMALL OFFICE EQUIPMENT	65	0	0	0	0	0
500-2130	SMALL OFFICE FURNISHINGS	1,191	180	800	800	800	0
500-2205	FOOD & BEVERAGE SUPPLIES	1,494	933	1,000	1,000	500	500
500-2815	SPEC EVENTS & PROMOTIONS	240	9	500	500	0	0
500-2855	FACILITY RENT ALLOCATION	28,342	0	0	0	0	0
500-3015	TELEPHONE CHARGES	3,718	2,287	2,500	2,500	1,500	1,500
500-3025	CABLE CHARGES	0	50	60	60	70	70
500-3205	POSTAGE	14,383	15,309	15,600	15,600	15,500	15,500
500-3210	FREIGHT & DELIVERY	20	0	0	0	0	0
500-5010	CONSULTING FEES	27,900	25,100	28,500	38,000	30,500	20,000
500-6005	TRAVEL EXPENSES	672	1,162	2,000	2,000	2,000	2,000
500-6010	CONFERENCES & SEMINARS	637	434	1,700	15,700	15,500	1,000
500-6105	DUES & MEMBERSHIPS	495	457	800	800	500	500
500-6110	PUBLICATIONS & SUBSCRIPT	478	633	500	500	500	500
*	OPERATIONAL SUPPLIES	81,427	47,022	55,260	78,760	67,970	42,170
500-7005	PRINTING SERVICES	11,475	11,500	12,000	12,000	12,000	12,000
500-7010	COPY SERVICES	1,709	1,553	1,700	1,700	1,600	1,600

CITY OF JOPLIN
PROPOSED BUDGET EXPENDITURES
FOR FISCAL YEAR 2019

ACCOUNT	ACCOUNT DESCRIPTION	FY 2016 ACTUAL EXPENSES	FY 2017 ACTUAL EXPENSES	FY 2018 BUDGETED EXPENSES	FY 2018 ADJ BUDGET EXPENSES	FY 2018 ESTIMATED EXPENSES	FY 2019 PROPOSED EXPENSES
FUND 001 GENERAL FUND							
DEPT 05 CITY MANAGER							
DIV 01 ADMINISTRATION							
500-7030	FEES & PERMITS	133	0	0	0	0	0
500-7305	LIABILITY INSURANCE	6,591	7,845	4,333	4,333	4,333	5,116
*	OTHER PURCHASES/SERVICES	19,908	20,898	18,033	18,033	17,933	18,716
500-8220	OPERATING EQUIPMENT	0	0	0	0	0	0
500-8315	COMPUTER EQUIPMENT	0	1,703	0	0	0	850
*	CAPITAL OUTLAY & IMPROVE	0	1,703	0	0	0	850
**	ADMINISTRATION	512,253	432,972	442,563	466,423	456,670	430,332

CITY OF JOPLIN
PROPOSED BUDGET EXPENDITURES
FOR FISCAL YEAR 2019

ACCOUNT	ACCOUNT DESCRIPTION	FY 2016 ACTUAL EXPENSES	FY 2017 ACTUAL EXPENSES	FY 2018 BUDGETED EXPENSES	FY 2018 ADJ BUDGET EXPENSES	FY 2018 ESTIMATED EXPENSES	FY 2019 PROPOSED EXPENSES
FUND 001 GENERAL FUND							
DEPT 05 CITY MANAGER							
DIV 80 SPECIAL PROJECTS							
500-7455	CHAMBER CONTRACT	270,000	250,000	250,000	250,000	250,000	250,000
*	OTHER PURCHASES/SERVICES	270,000	250,000	250,000	250,000	250,000	250,000
**	SPECIAL PROJECTS	270,000	250,000	250,000	250,000	250,000	250,000
***	CITY MANAGER	782,253	682,972	692,563	716,423	706,670	680,332

General Fund - City Manager

2018-2019 Department Staffing

Division	FTE	Position
Administration	1.00	City Manager
	1.00	Public Information Officer
	1.00	Assistant to City Manager
	3.00	**Total FTE**

Capital Expenditures

Division			
Administration	Replacement Computer	$	850
		$	850

CITY OF JOPLIN
PROPOSED BUDGET EXPENDITURES
FOR FISCAL YEAR 2019

ACCOUNT	ACCOUNT DESCRIPTION	FY 2016 ACTUAL EXPENSES	FY 2017 ACTUAL EXPENSES	FY 2018 BUDGETED EXPENSES	FY 2018 ADJ BUDGET EXPENSES	FY 2018 ESTIMATED EXPENSES	FY 2019 PROPOSED EXPENSES
FUND 001	GENERAL FUND						
DEPT 08	CITY CLERK						
DIV 01	ADMINISTRATION						
500-1010	REGULAR-FT	82,447	79,021	92,262	92,577	92,577	99,909
500-1020	OVERTIME-FT	232	451	300	300	300	300
500-1505	HOLIDAY PAY	2,824	2,970	0	0	0	0
500-1510	LONGEVITY PAY	2,120	2,185	680	680	1,750	1,998
500-1520	VACATION PAY	6,643	4,753	0	0	0	0
500-1535	AUTO ALLOWANCE	4,828	4,815	2,407	2,407	743	0
500-1565	SICK PAY	706	10,648	0	0	0	0
500-1570	FLOATING HOLIDAY PAY	706	724	0	0	0	0
500-1595	CELL PHONE ALLOWANCE	628	626	626	626	626	626
500-1605	HEALTH INSURANCE	10,065	11,200	11,687	11,687	10,750	11,824
500-1610	WORKER'S COMPENSATION	272	250	222	222	222	175
500-1615	FICA EXPENSE	7,558	8,050	7,406	7,406	7,406	7,891
500-1625	LAGERS RETIREMENT EXPENSE	14,999	14,240	13,093	13,093	13,093	13,060
500-1635	DEFERRED COMP EXPENSE	3,621	3,611	3,611	3,611	1,610	1,204
500-1640	LIFE INSURANCE EXPENSE	198	133	117	117	117	212
500-1645	DENTAL INSURANCE	454	450	450	450	450	481
500-1650	DISABILITY INSURANCE-REG	303	315	302	302	302	327
500-1755	STAFF HEALTH CLUB REIMB	0	0	0	0	0	0
*	PERSONNEL SERVICES	138,604	144,442	133,163	133,478	129,946	138,007
500-2050	OPERATIONAL SUPPLIES	221	97	250	250	100	100
500-2108	COMPUTER PERIPHERALS	0	0	500	500	0	0
500-2120	GENERAL OFFICE SUPPLIES	339	455	500	500	300	300
500-2130	SMALL OFFICE FURNISHINGS	0	0	0	0	0	200
500-2205	FOOD & BEVERAGE SUPPLIES	52	180	100	100	100	100
500-2805	PROMOTIONAL MATERIALS	1,775	296	1,000	2,155	1,104	1,000
500-2815	SPEC EVENTS & PROMOTIONS	2,989	920	2,000	2,000	2,000	2,000
500-2855	FACILITY RENT ALLOCATION	9,998	0	0	0	0	0
500-3005	ELECTRIC CHARGES	1,431	1,533	1,500	1,500	1,600	1,600
500-3010	GAS CHARGES	788	838	1,000	1,000	800	800
500-3015	TELEPHONE CHARGES	2,997	2,475	2,600	2,600	2,100	2,100
500-3020	WATER CHARGES	412	348	400	400	400	400
500-3030	WASTEWATER CHARGES	323	385	400	400	450	450
500-3205	POSTAGE	436	244	450	450	400	400
500-3210	FREIGHT & DELIVERY	30	0	0	0	0	0
500-4120	BUILDING REPAIRS	0	16	0	0	130	100
500-5040	COUNTY RECORDER FEES	558	330	500	500	500	500
500-5265	MAINTENANCE CONTRACTS/AGR	2,943	3,397	3,000	3,000	3,200	3,200
500-6005	TRAVEL EXPENSES	403	536	1,000	1,000	1,000	1,000
500-6010	CONFERENCES & SEMINARS	1,040	325	1,000	1,000	1,000	1,000
500-6105	DUES & MEMBERSHIPS	654	770	700	700	700	700
500-6110	PUBLICATIONS & SUBSCRIPT	0	309	300	300	310	300

CITY OF JOPLIN
PROPOSED BUDGET EXPENDITURES
FOR FISCAL YEAR 2019

ACCOUNT	ACCOUNT DESCRIPTION	FY 2016 ACTUAL EXPENSES	FY 2017 ACTUAL EXPENSES	FY 2018 BUDGETED EXPENSES	FY 2018 ADJ BUDGET EXPENSES	FY 2018 ESTIMATED EXPENSES	FY 2019 PROPOSED EXPENSES
FUND 001 GENERAL FUND							
DEPT 08 CITY CLERK							
DIV 01 ADMINISTRATION							
*	OPERATIONAL SUPPLIES	27,389	13,454	17,200	18,355	16,194	16,250
500-7005	PRINTING SERVICES	3,580	3,427	2,500	2,500	3,000	3,200
500-7010	COPY SERVICES	1,710	1,553	1,700	1,700	1,600	1,600
500-7030	FEES & PERMITS	103	0	0	0	0	0
500-7135	FLOWER PURCHASES	80	57	50	50	0	0
500-7305	LIABILITY INSURANCE	6,393	6,773	5,356	5,356	5,356	6,623
*	OTHER PURCHASES/SERVICES	11,866	11,810	9,606	9,606	9,956	11,423
500-8015	FACILITY IMPROVEMENTS	0	0	0	0	0	5,000
500-8315	COMPUTER EQUIPMENT	0	2,506	0	0	0	0
*	CAPITAL OUTLAY & IMPROVE	0	2,506	0	0	0	5,000
**	ADMINISTRATION	177,859	172,212	159,969	161,439	156,096	170,680

CITY OF JOPLIN
PROPOSED BUDGET EXPENDITURES
FOR FISCAL YEAR 2019

ACCOUNT	ACCOUNT DESCRIPTION	FY 2016 ACTUAL EXPENSES	FY 2017 ACTUAL EXPENSES	FY 2018 BUDGETED EXPENSES	FY 2018 ADJ BUDGET EXPENSES	FY 2018 ESTIMATED EXPENSES	FY 2019 PROPOSED EXPENSES
FUND 001 GENERAL FUND							
DEPT 08 CITY CLERK							
DIV 03 ELECTIONS							
500-3205	POSTAGE	8	0	0	0	0	0
500-5055	CONTRACTOR FEES	53,392	0	55,000	55,000	55,000	55,000
*	OPERATIONAL SUPPLIES	53,400	0	55,000	55,000	55,000	55,000
500-7005	PRINTING SERVICES	1,745	0	0	0	0	0
*	OTHER PURCHASES/SERVICES	1,745	0	0	0	0	0
**	ELECTIONS	55,145	0	55,000	55,000	55,000	55,000
***	CITY CLERK	233,004	172,212	214,969	216,439	211,096	225,680

General Fund - City Clerk

2018-2019 Department Staffing

Division	FTE	Position
Administration	1.00	City Clerk
	1.00	Assistant City Clerk
	2.00	**Total FTE**

Capital Expenditures

Division		
Administration	Replacement Furnace - Records Storage Facility	$ 5,000
		$ 5,000

CITY OF JOPLIN
PROPOSED BUDGET EXPENDITURES
FOR FISCAL YEAR 2019

ACCOUNT	ACCOUNT DESCRIPTION	FY 2016 ACTUAL EXPENSES	FY 2017 ACTUAL EXPENSES	FY 2018 BUDGETED EXPENSES	FY 2018 ADJ BUDGET EXPENSES	FY 2018 ESTIMATED EXPENSES	FY 2019 PROPOSED EXPENSES
FUND 001	GENERAL FUND						
DEPT 10	LEGAL SERVICES						
DIV 02	CITY ATTORNEY						
500-1010	REGULAR-FT	117,457	114,736	143,201	145,266	145,266	151,440
500-1110	REGULAR-PT	35,266	35,315	38,414	38,414	38,414	41,998
500-1410	OTHER STIPENDS	0	1,746	1,880	1,880	1,880	1,805
500-1505	HOLIDAY PAY	5,446	5,501	0	0	0	0
500-1510	LONGEVITY PAY	3,662	3,955	4,731	4,731	4,731	4,870
500-1520	VACATION PAY	9,658	14,335	0	0	0	0
500-1535	AUTO ALLOWANCE	4,828	5,961	6,620	6,620	6,620	6,620
500-1545	CARE LEAVE PAY	1,287	5,833	0	0	0	0
500-1565	SICK PAY	8,409	3,424	0	0	0	0
500-1570	FLOATING HOLIDAY PAY	700	1,270	0	0	0	0
500-1595	CELL PHONE ALLOWANCE	628	1,023	1,252	1,252	1,252	1,252
500-1605	HEALTH INSURANCE	20,633	22,960	23,840	23,840	23,840	24,121
500-1610	WORKER'S COMPENSATION	810	654	501	501	501	405
500-1615	FICA EXPENSE	13,934	14,214	11,537	11,537	11,537	12,165
500-1625	LAGERS RETIREMENT EXPENSE	27,783	25,895	26,669	26,669	26,669	26,414
500-1635	DEFERRED COMP EXPENSE	5,733	5,718	5,717	5,717	5,717	5,717
500-1640	LIFE INSURANCE EXPENSE	416	420	388	388	388	398
500-1645	DENTAL INSURANCE	1,014	1,006	1,006	1,006	1,006	1,076
500-1650	DISABILITY INSURANCE-REG	636	642	595	595	595	631
500-1755	STAFF HEALTH CLUB REIMB	0	10	0	0	0	0
*	PERSONNEL SERVICES	258,300	264,618	266,351	268,416	268,416	278,912
500-2050	OPERATIONAL SUPPLIES	142	20	150	150	150	150
500-2105	COMPUTER SUPPLIES	0	229	300	300	300	300
500-2120	GENERAL OFFICE SUPPLIES	1,112	544	1,200	1,200	1,000	1,000
500-2125	SMALL OFFICE EQUIPMENT	0	215	0	0	0	100
500-2130	SMALL OFFICE FURNISHINGS	0	0	500	500	500	500
500-2855	FACILITY RENT ALLOCATION	24,269	0	0	0	0	0
500-3015	TELEPHONE CHARGES	2,520	1,666	1,600	1,600	1,600	1,600
500-3205	POSTAGE	241	157	250	250	200	200
500-3210	FREIGHT & DELIVERY	51	0	100	100	50	50
500-4005	OFFICE EQUIPMENT REPAIRS	0	0	100	100	100	100
500-5015	LEGAL FEES	110,703	52,268	100,000	100,000	100,000	100,000
500-5265	MAINTENANCE CONTRACTS/AGR	0	0	0	0	0	0
500-6005	TRAVEL EXPENSES	2,017	2,730	3,000	3,000	3,000	3,000
500-6010	CONFERENCES & SEMINARS	709	884	1,250	1,250	1,500	1,500
500-6105	DUES & MEMBERSHIPS	1,526	1,030	1,500	1,500	1,100	1,100
500-6110	PUBLICATIONS & SUBSCRIPT	5,538	3,839	5,500	5,500	4,000	4,000
*	OPERATIONAL SUPPLIES	148,828	63,582	115,450	115,450	113,500	113,600
500-7010	COPY SERVICES	1,710	1,553	1,700	1,700	1,600	1,600
500-7030	FEES & PERMITS	169	2,138	3,000	3,000	2,500	2,500

CITY OF JOPLIN
PROPOSED BUDGET EXPENDITURES
FOR FISCAL YEAR 2019

ACCOUNT	ACCOUNT DESCRIPTION	FY 2016 ACTUAL EXPENSES	FY 2017 ACTUAL EXPENSES	FY 2018 BUDGETED EXPENSES	FY 2018 ADJ BUDGET EXPENSES	FY 2018 ESTIMATED EXPENSES	FY 2019 PROPOSED EXPENSES
FUND 001 GENERAL FUND							
DEPT 10 LEGAL SERVICES							
DIV 02 CITY ATTORNEY							
500-7305	LIABILITY INSURANCE	4,512	5,247	4,090	4,090	4,090	4,799
*	OTHER PURCHASES/SERVICES	6,391	8,938	8,790	8,790	8,190	8,899
500-8315	COMPUTER EQUIPMENT	0	0	2,550	2,550	2,508	0
*	CAPITAL OUTLAY & IMPROVE	0	0	2,550	2,550	2,508	0
**	CITY ATTORNEY	413,519	337,138	393,141	395,206	392,614	401,411

CITY OF JOPLIN
PROPOSED BUDGET EXPENDITURES
FOR FISCAL YEAR 2019

ACCOUNT	ACCOUNT DESCRIPTION	FY 2016 ACTUAL EXPENSES	FY 2017 ACTUAL EXPENSES	FY 2018 BUDGETED EXPENSES	FY 2018 ADJ BUDGET EXPENSES	FY 2018 ESTIMATED EXPENSES	FY 2019 PROPOSED EXPENSES
FUND 001	GENERAL FUND						
DEPT 10	LEGAL SERVICES						
DIV 03	CITY PROSECUTOR						
500-1010	REGULAR-FT	91,275	99,872	118,890	120,235	120,235	123,296
500-1020	OVERTIME-FT	0	62	0	0	0	0
500-1110	REGULAR-PT	41,352	25,799	36,236	36,236	36,236	37,993
500-1120	OVERTIME-PT	0	0	0	0	0	0
500-1505	HOLIDAY PAY	4,525	4,075	0	0	0	0
500-1510	LONGEVITY PAY	641	324	301	301	301	602
500-1520	VACATION PAY	6,094	8,436	0	0	0	0
500-1535	AUTO ALLOWANCE	3,018	3,167	3,611	3,611	3,611	3,611
500-1540	COMPENSATION TIME PAY	383	216	0	0	0	0
500-1545	CARE LEAVE PAY	0	0	0	0	0	0
500-1565	SICK PAY	3,694	2,464	0	0	0	0
500-1570	FLOATING HOLIDAY PAY	836	1,354	0	0	0	0
500-1595	CELL PHONE ALLOWANCE	1,255	1,096	1,252	1,252	1,252	1,252
500-1605	HEALTH INSURANCE	25,985	21,947	23,840	23,840	23,840	24,121
500-1610	WORKER'S COMPENSATION	442	369	406	406	406	322
500-1615	FICA EXPENSE	10,940	10,646	11,674	11,674	11,674	12,120
500-1625	LAGERS RETIREMENT EXPENSE	21,383	14,765	16,541	16,541	16,541	16,044
500-1635	DEFERRED COMP EXPENSE	3,018	2,697	3,009	3,009	3,009	3,009
500-1640	LIFE INSURANCE EXPENSE	325	226	254	254	254	263
500-1645	DENTAL INSURANCE	1,337	1,280	1,337	1,337	1,337	1,430
500-1650	DISABILITY INSURANCE-REG	496	347	387	387	387	405
500-1755	STAFF HEALTH CLUB REIMB	50	120	0	0	0	0
*	PERSONNEL SERVICES	217,049	199,262	217,738	219,083	219,083	224,468
500-2050	OPERATIONAL SUPPLIES	393	730	300	300	300	300
500-2105	COMPUTER SUPPLIES	511	887	1,000	1,000	1,000	1,000
500-2108	COMPUTER PERIPHERALS	0	0	0	0	0	0
500-2120	GENERAL OFFICE SUPPLIES	769	1,115	1,000	1,000	1,000	1,000
500-2130	SMALL OFFICE FURNISHINGS	0	0	600	600	600	600
500-3015	TELEPHONE CHARGES	1,879	1,355	1,400	1,400	1,700	1,700
500-3205	POSTAGE	1,135	645	500	500	650	650
500-5015	LEGAL FEES	300	500	1,000	1,000	1,000	1,000
500-5265	MAINTENANCE CONTRACTS/AGR	1,602	861	2,000	2,000	1,000	1,000
500-5270	INTERPRETER SERVICES	0	0	250	250	250	250
500-6005	TRAVEL EXPENSES	178	432	500	500	500	500
500-6010	CONFERENCES & SEMINARS	200	400	500	500	500	500
500-6105	DUES & MEMBERSHIPS	655	560	750	750	1,015	1,000
500-6110	PUBLICATIONS & SUBSCRIPT	340	153	200	200	200	200
*	OPERATIONAL SUPPLIES	7,962	7,638	10,000	10,000	9,715	9,700
500-7005	PRINTING SERVICES	121	50	125	125	125	125
500-7010	COPY SERVICES	1,061	1,453	1,700	1,700	1,500	1,500

CITY OF JOPLIN
PROPOSED BUDGET EXPENDITURES
FOR FISCAL YEAR 2019

ACCOUNT	ACCOUNT DESCRIPTION	FY 2016 ACTUAL EXPENSES	FY 2017 ACTUAL EXPENSES	FY 2018 BUDGETED EXPENSES	FY 2018 ADJ BUDGET EXPENSES	FY 2018 ESTIMATED EXPENSES	FY 2019 PROPOSED EXPENSES
FUND 001 GENERAL FUND							
DEPT 10 LEGAL SERVICES							
DIV 03 CITY PROSECUTOR							
500-7030	FEES & PERMITS	223	0	150	150	150	150
500-7305	LIABILITY INSURANCE	5,705	6,987	5,407	5,407	5,407	6,162
*	OTHER PURCHASES/SERVICES	7,110	8,490	7,382	7,382	7,182	7,937
500-8315	COMPUTER EQUIPMENT	0	4,209	0	0	0	0
*	CAPITAL OUTLAY & IMPROVE	0	4,209	0	0	0	0
**	CITY PROSECUTOR	232,121	219,599	235,120	236,465	235,980	242,105
***	LEGAL SERVICES	645,640	556,737	628,261	631,671	628,594	643,516


CITY OF JOPLIN
STATE OF MISSOURI
KING IS KING
APPROVED 1911

General Fund - Legal Services

2018-2019 Department Staffing

Division	FTE	Position
City Attorney	1.00	City Attorney
	0.75	Assistant City Attorney
	0.75	Legal Specialist
City Prosecutor	1.00	City Prosecutor
	2.00	Legal Specialist
	5.50	**Total Full-Time FTE**

Division	P/T	Position
City Prosecutor	0.50	Assistant City Prosecutor
	0.40	Clerk (1 Position)
	0.90	**Total Part-Time FTE**
	6.40	**Total FTE**

Capital Expenditures

CITY OF JOPLIN
PROPOSED BUDGET EXPENDITURES
FOR FISCAL YEAR 2019

ACCOUNT	ACCOUNT DESCRIPTION	FY 2016 ACTUAL EXPENSES	FY 2017 ACTUAL EXPENSES	FY 2018 BUDGETED EXPENSES	FY 2018 ADJ BUDGET EXPENSES	FY 2018 ESTIMATED EXPENSES	FY 2019 PROPOSED EXPENSES
FUND 001 GENERAL FUND							
DEPT 12 HUMAN RESOURCES							
DIV 01 ADMINISTRATION							
500-1010	REGULAR-FT	81,476	81,738	92,833	93,293	93,293	94,358
500-1505	HOLIDAY PAY	2,711	2,742	0	0	0	0
500-1510	LONGEVITY PAY	0	0	928	928	470	944
500-1520	VACATION PAY	3,389	3,438	0	0	0	0
500-1535	AUTO ALLOWANCE	3,621	3,611	3,611	3,611	3,611	3,611
500-1565	SICK PAY	339	1,366	0	0	0	0
500-1570	FLOATING HOLIDAY PAY	678	678	0	0	0	0
500-1595	CELL PHONE ALLOWANCE	628	626	626	626	626	626
500-1605	HEALTH INSURANCE	5,032	5,600	5,843	5,843	5,600	5,912
500-1610	WORKER'S COMPENSATION	251	223	226	226	226	169
500-1615	FICA EXPENSE	6,926	7,065	5,862	5,862	5,862	5,884
500-1625	LAGERS RETIREMENT EXPENSE	13,769	12,632	13,328	13,328	13,328	12,641
500-1635	DEFERRED COMP EXPENSE	1,509	1,505	1,504	1,504	1,504	1,504
500-1640	LIFE INSURANCE EXPENSE	190	192	197	197	197	202
500-1645	DENTAL INSURANCE	546	556	556	556	556	595
500-1650	DISABILITY INSURANCE-REG	290	292	302	302	302	309
500-1755	STAFF HEALTH CLUB REIMB	0	0	0	0	0	0
*	PERSONNEL SERVICES	121,355	122,264	125,816	126,276	125,575	126,755
500-2120	GENERAL OFFICE SUPPLIES	310	0	0	0	0	0
500-2855	FACILITY RENT ALLOCATION	5,904	0	0	0	0	0
500-3015	TELEPHONE CHARGES	320	185	350	350	100	100
500-3205	POSTAGE	0	0	50	50	0	0
500-6005	TRAVEL EXPENSES	551	815	750	750	600	750
500-6010	CONFERENCES & SEMINARS	469	894	1,000	1,000	900	900
500-6105	DUES & MEMBERSHIPS	439	597	450	450	300	300
500-6110	PUBLICATIONS & SUBSCRIPT	0	309	250	250	0	0
*	OPERATIONAL SUPPLIES	7,993	2,800	2,850	2,850	1,900	2,050
500-7030	FEES & PERMITS	27	0	0	0	0	0
500-7305	LIABILITY INSURANCE	1,450	1,696	1,321	1,321	1,321	1,545
*	OTHER PURCHASES/SERVICES	1,477	1,696	1,321	1,321	1,321	1,545
500-8315	COMPUTER EQUIPMENT	0	0	0	0	0	0
*	CAPITAL OUTLAY & IMPROVE	0	0	0	0	0	0
**	ADMINISTRATION	130,825	126,760	129,987	130,447	128,796	130,350

CITY OF JOPLIN
PROPOSED BUDGET EXPENDITURES
FOR FISCAL YEAR 2019

ACCOUNT	ACCOUNT DESCRIPTION	FY 2016 ACTUAL EXPENSES	FY 2017 ACTUAL EXPENSES	FY 2018 BUDGETED EXPENSES	FY 2018 ADJ BUDGET EXPENSES	FY 2018 ESTIMATED EXPENSES	FY 2019 PROPOSED EXPENSES
FUND 001 GENERAL FUND							
DEPT 12 HUMAN RESOURCES							
DIV 02 PERSONNEL SERVICES							
500-1010	REGULAR-FT	95,585	99,810	106,399	107,399	107,399	112,697
500-1020	OVERTIME-FT	669	445	500	500	500	500
500-1110	REGULAR-PT	0	0	0	0	0	0
500-1505	HOLIDAY PAY	3,221	3,442	0	0	0	0
500-1510	LONGEVITY PAY	1,168	921	1,110	1,110	1,110	1,158
500-1520	VACATION PAY	6,099	11,215	0	0	0	0
500-1535	AUTO ALLOWANCE	0	1,214	1,204	1,204	1,204	1,204
500-1540	COMPENSATION TIME PAY	663	502	0	0	0	0
500-1565	SICK PAY	2,062	1,717	0	0	0	0
500-1570	FLOATING HOLIDAY PAY	1,035	1,028	0	0	0	0
500-1595	CELL PHONE ALLOWANCE	941	779	626	626	626	626
500-1605	HEALTH INSURANCE	19,778	27,628	30,150	30,150	28,000	30,505
500-1610	WORKER'S COMPENSATION	474	341	252	252	252	197
500-1615	FICA EXPENSE	8,320	8,552	7,674	7,674	7,674	8,083
500-1625	LAGERS RETIREMENT EXPENSE	15,879	10,803	14,938	14,938	14,938	14,756
500-1635	DEFERRED COMP EXPENSE	792	1,067	1,504	1,504	1,504	1,504
500-1640	LIFE INSURANCE EXPENSE	225	235	227	227	227	242
500-1645	DENTAL INSURANCE	1,216	1,117	1,006	1,006	1,006	1,076
500-1650	DISABILITY INSURANCE-REG	345	360	355	355	355	372
500-1755	STAFF HEALTH CLUB REIMB	60	0	0	0	0	0
*	PERSONNEL SERVICES	158,532	171,176	165,945	166,945	164,795	172,920
500-2105	COMPUTER SUPPLIES	152-	152	0	0	0	0
500-2120	GENERAL OFFICE SUPPLIES	2,950	2,050	3,000	3,000	3,000	3,000
500-2205	FOOD & BEVERAGE SUPPLIES	535	199	100	100	0	0
500-2610	FIRST AID SUPPLIES	856	2,121	3,000	3,000	3,000	3,000
500-2855	FACILITY RENT ALLOCATION	23,615	0	0	0	0	0
500-3015	TELEPHONE CHARGES	4,618	2,910	3,000	3,000	2,500	2,500
500-3205	POSTAGE	1,293	885	1,500	1,500	1,000	1,000
500-3210	FREIGHT & DELIVERY	16	0	0	0	0	0
500-5115	TEMPORARY EMPLOYEE SERVIC	0	0	0	0	0	0
500-6005	TRAVEL EXPENSES	2,789	14	1,500	1,500	55	1,000
500-6010	CONFERENCES & SEMINARS	3,204	546	1,500	1,500	1,121	1,000
500-6105	DUES & MEMBERSHIPS	572	964	750	750	350	350
500-6110	PUBLICATIONS & SUBSCRIPT	275	0	0	0	0	0
500-6115	EDUCATIONAL MATERIALS	230	400	500	500	400	400
*	OPERATIONAL SUPPLIES	40,801	10,241	14,850	14,850	11,426	12,250
500-7005	PRINTING SERVICES	115	86	0	0	0	0
500-7010	COPY SERVICES	7,357	5,953	6,500	6,500	7,000	7,000
500-7015	ADVERTISING	15,757	21,046	20,000	20,000	20,000	20,000
500-7030	FEES & PERMITS	106	0	0	0	0	0

CITY OF JOPLIN
PROPOSED BUDGET EXPENDITURES
FOR FISCAL YEAR 2019

ACCOUNT	ACCOUNT DESCRIPTION	FY 2016 ACTUAL EXPENSES	FY 2017 ACTUAL EXPENSES	FY 2018 BUDGETED EXPENSES	FY 2018 ADJ BUDGET EXPENSES	FY 2018 ESTIMATED EXPENSES	FY 2019 PROPOSED EXPENSES
FUND 001 GENERAL FUND							
DEPT 12 HUMAN RESOURCES							
DIV 02 PERSONNEL SERVICES							
500-7305	LIABILITY INSURANCE	5,232	6,236	4,844	4,844	4,844	4,511
*	OTHER PURCHASES/SERVICES	28,567	33,321	31,344	31,344	31,844	31,511
500-8315	COMPUTER EQUIPMENT	0	835	1,000	1,000	892	0
*	CAPITAL OUTLAY & IMPROVE	0	835	1,000	1,000	892	0
**	PERSONNEL SERVICES	227,900	215,573	213,139	214,139	208,957	216,681

CITY OF JOPLIN
PROPOSED BUDGET EXPENDITURES
FOR FISCAL YEAR 2019

ACCOUNT	ACCOUNT DESCRIPTION	FY 2016 ACTUAL EXPENSES	FY 2017 ACTUAL EXPENSES	FY 2018 BUDGETED EXPENSES	FY 2018 ADJ BUDGET EXPENSES	FY 2018 ESTIMATED EXPENSES	FY 2019 PROPOSED EXPENSES
FUND 001 GENERAL FUND							
DEPT 12 HUMAN RESOURCES							
DIV 04 CITY STAFF DEVELOPMENT							
500-1705	TUITION REIMBURSEMENT	18,589	8,427	15,000	15,000	15,000	15,000
500-1715	EMPLOYEE BANQUET	11,596	8,453	12,500	15,500	10,000	12,500
500-1716	EMPLOYEE CHRISTMAS	4,685	4,292	5,000	5,000	5,000	5,000
500-1720	EMPLOYEE RECRUITMENT	16,337	25,611	25,000	25,000	20,000	20,000
500-1725	EMPLOYEE PHYSICALS	51,830	42,624	35,000	35,000	35,000	35,000
500-1730	EMPLOYEE DRUG TESTING	22,716	27,778	25,000	25,000	25,000	25,000
500-1735	STAFF DEVELOPMENT	1,837	1,732	2,000	2,000	2,000	3,000
500-1745	EMPLOYEE RETIREMENT PARTY	5,689	3,489	3,500	3,500	3,500	3,500
500-1750	PRE-EMPLOYMENT TESTING	9,321	5,935	10,000	10,000	10,000	9,000
500-1760	EMPLOYEE FITNESS TESTS	240	1,080	500	500	500	500
500-1770	YEARS OF SERVICE AWARDS	4,594	5,253	4,500	4,500	4,500	4,500
500-1775	EMPLOYEE RECOGNITION	1,000	680	1,000	1,000	1,000	1,000
500-1780	EMPLOYEE SAFETY AWARDS	1,273	3,386	0	0	0	0
*	PERSONNEL SERVICES	149,707	138,740	139,000	142,000	131,500	134,000
**	CITY STAFF DEVELOPMENT	149,707	138,740	139,000	142,000	131,500	134,000

CITY OF JOPLIN
PROPOSED BUDGET EXPENDITURES
FOR FISCAL YEAR 2019

ACCOUNT	ACCOUNT DESCRIPTION	FY 2016 ACTUAL EXPENSES	FY 2017 ACTUAL EXPENSES	FY 2018 BUDGETED EXPENSES	FY 2018 ADJ BUDGET EXPENSES	FY 2018 ESTIMATED EXPENSES	FY 2019 PROPOSED EXPENSES
FUND 001 GENERAL FUND							
DEPT 12 HUMAN RESOURCES							
DIV 05 EMPLOYEE BENEFITS							
500-5305	JUDGMENTS & CLAIMS	23,204	0	0	0	0	0
*	OPERATIONAL SUPPLIES	23,204	0	0	0	0	0
**	EMPLOYEE BENEFITS	23,204	0	0	0	0	0
***	HUMAN RESOURCES	531,636	481,073	482,126	486,586	469,253	481,031

General Fund - Human Resources

2018-2019 Department Staffing

Division	FTE	Position
Administration	1.00	Human Resources Director/Risk Mgmt.
Personnel Services	1.00	Assistant Director of Human Resources
	1.00	Human Resources Assistant
	1.00	Senior Clerk
	4.00	**Total FTE**

Capital Expenditures

CITY OF JOPLIN
PROPOSED BUDGET EXPENDITURES
FOR FISCAL YEAR 2019

ACCOUNT	ACCOUNT DESCRIPTION	FY 2016 ACTUAL EXPENSES	FY 2017 ACTUAL EXPENSES	FY 2018 BUDGETED EXPENSES	FY 2018 ADJ BUDGET EXPENSES	FY 2018 ESTIMATED EXPENSES	FY 2019 PROPOSED EXPENSES
FUND 001	GENERAL FUND						
DEPT 15	COMMUNITY PLANNING						
DIV 06	BUILDING REGULATIONS						
570-1010	REGULAR-FT	0	234,416	270,217	272,077	272,077	278,459
570-1020	OVERTIME-FT	0	3,388	2,000	2,000	2,000	2,000
570-1505	HOLIDAY PAY	0	7,969	0	0	0	0
570-1510	LONGEVITY PAY	0	4,506	5,649	5,649	5,649	5,684
570-1520	VACATION PAY	0	13,335	0	0	0	0
570-1530	STANDBY PAY	0	103	0	0	0	0
570-1540	COMPENSATION TIME PAY	0	611	0	0	0	0
570-1545	CARE LEAVE PAY	0	1,433	0	0	0	0
570-1565	SICK PAY	0	6,117	0	0	0	0
570-1570	FLOATING HOLIDAY PAY	0	1,928	0	0	0	0
570-1575	CITIZENSHIP LEAVE PAY	0	0	0	0	0	0
570-1595	CELL PHONE ALLOWANCE	0	2,504	2,503	2,503	2,503	2,503
570-1605	HEALTH INSURANCE	0	64,401	66,610	66,610	66,610	67,393
570-1610	WORKER'S COMPENSATION	0	8,844	8,565	8,565	8,565	7,072
570-1615	FICA EXPENSE	0	19,167	19,241	19,241	19,241	19,845
570-1625	LAGERS RETIREMENT EXPENSE	0	37,054	38,130	38,130	38,130	36,658
570-1635	DEFERRED COMP EXPENSE	0	1,505	1,504	1,504	1,504	1,504
570-1640	LIFE INSURANCE EXPENSE	0	559	578	578	578	595
570-1645	DENTAL INSURANCE	0	3,005	3,004	3,004	3,004	3,214
570-1650	DISABILITY INSURANCE-REG	0	857	891	891	891	911
570-1755	STAFF HEALTH CLUB REIMB	0	10	0	0	0	0
*	PERSONNEL SERVICES	0	411,712	418,892	420,752	420,752	425,838
570-2010	WEARING APPAREL & ACCESS	0	300	250	250	250	250
570-2050	OPERATIONAL SUPPLIES	0	1,453	1,500	1,500	1,500	1,500
570-2105	COMPUTER SUPPLIES	0	2,033	850	850	850	850
570-2108	COMPUTER PERIPHERALS	0	0	0	0	0	0
570-2120	GENERAL OFFICE SUPPLIES	0	1,998	2,000	2,000	2,000	2,000
570-2825	SAFETY EQUIPMENT	0	0	50	50	0	0
570-3015	TELEPHONE CHARGES	0	2,624	2,600	2,600	2,600	2,600
570-3115	FUEL,OIL,& DIESEL	0	2,681	2,700	2,700	2,700	2,700
570-3205	POSTAGE	0	2,659	3,000	3,000	3,000	3,000
570-4210	CENTRAL GARAGE REPAIRS	0	1,810	1,200	1,200	1,500	1,500
570-6005	TRAVEL EXPENSES	0	418	1,326	1,326	1,326	1,350
570-6010	CONFERENCES & SEMINARS	0	535	1,000	1,000	1,000	1,000
570-6105	DUES & MEMBERSHIPS	0	1,078	1,000	1,000	1,000	1,000
570-6110	PUBLICATIONS & SUBSCRIPT	0	189	150	150	150	150
570-6115	EDUCATIONAL MATERIALS	0	1,940	1,500	1,500	1,500	1,500
*	OPERATIONAL SUPPLIES	0	19,718	19,126	19,126	19,376	19,400
570-7005	PRINTING SERVICES	0	60	1,000	1,000	100	100
570-7010	COPY SERVICES	0	3,685	3,500	3,500	3,500	3,500

CITY OF JOPLIN
PROPOSED BUDGET EXPENDITURES
FOR FISCAL YEAR 2019

ACCOUNT	ACCOUNT DESCRIPTION	FY 2016 ACTUAL EXPENSES	FY 2017 ACTUAL EXPENSES	FY 2018 BUDGETED EXPENSES	FY 2018 ADJ BUDGET EXPENSES	FY 2018 ESTIMATED EXPENSES	FY 2019 PROPOSED EXPENSES
FUND 001 GENERAL FUND							
DEPT 15 COMMUNITY PLANNING							
DIV 06 BUILDING REGULATIONS							
570-7030	FEES & PERMITS	0	0	0	0	150	150
570-7131	MERCHANT CARD SERVICE FEE	0	2,799	3,100	3,100	2,500	2,500
570-7305	LIABILITY INSURANCE	0	11,309	8,768	8,768	8,768	9,845
*	OTHER PURCHASES/SERVICES	0	17,853	16,368	16,368	15,018	16,095
570-8315	COMPUTER EQUIPMENT	0	0	0	0	0	10,500
*	CAPITAL OUTLAY & IMPROVE	0	0	0	0	0	10,500
**	BUILDING REGULATIONS	0	449,283	454,386	456,246	455,146	471,833
***	COMMUNITY PLANNING	0	449,283	454,386	456,246	455,146	471,833


CITY OF JOPLIN
STATE OF MISSOURI
ZINC IS KING
1873
ADOPTED 1911

General Fund - Community Planning

2018-2019 Department Staffing

Division	FTE	Position
Building Regulations	1.00	Chief Building Official
	1.00	Plans Reviewer
	3.00	Building Inspector
	1.00	Senior Clerk
	6.00	**Total FTE**

Capital Expenditures

Division		
Building Regulations	Replacement Computer (2)	$ 1,700
	Replacement Ruggedized Laptop Computer (2)	8,800
		$ 10,500

CITY OF JOPLIN
PROPOSED BUDGET EXPENDITURES
FOR FISCAL YEAR 2019

ACCOUNT	ACCOUNT DESCRIPTION	FY 2016 ACTUAL EXPENSES	FY 2017 ACTUAL EXPENSES	FY 2018 BUDGETED EXPENSES	FY 2018 ADJ BUDGET EXPENSES	FY 2018 ESTIMATED EXPENSES	FY 2019 PROPOSED EXPENSES
FUND 001	GENERAL FUND						
DEPT 20	FINANCE						
DIV 01	ADMINISTRATION						
500-1010	REGULAR-FT	85,774	87,407	101,092	102,007	102,007	104,031
500-1505	HOLIDAY PAY	2,953	2,986	0	0	0	0
500-1510	LONGEVITY PAY	2,896	2,939	4,045	4,045	3,743	4,162
500-1520	VACATION PAY	7,382	6,776	0	0	0	0
500-1535	AUTO ALLOWANCE	1,207	1,204	1,204	1,204	1,204	1,204
500-1565	SICK PAY	738	749	0	0	0	0
500-1570	FLOATING HOLIDAY PAY	369	760	0	0	0	0
500-1595	CELL PHONE ALLOWANCE	628	626	626	626	626	626
500-1605	HEALTH INSURANCE	10,569	11,760	12,153	12,153	11,758	12,296
500-1610	WORKER'S COMPENSATION	275	245	246	246	246	187
500-1615	FICA EXPENSE	7,493	7,578	5,964	5,964	7,750	7,900
500-1625	LAGERS RETIREMENT EXPENSE	15,119	13,872	14,547	14,547	14,547	13,973
500-1635	DEFERRED COMP EXPENSE	1,509	1,505	1,504	1,504	1,504	1,504
500-1640	LIFE INSURANCE EXPENSE	205	209	216	216	216	221
500-1645	DENTAL INSURANCE	560	556	556	556	556	595
500-1650	DISABILITY INSURANCE-REG	313	318	328	328	328	338
500-1755	STAFF HEALTH CLUB REIMB	0	0	0	0	0	0
*	PERSONNEL SERVICES	137,990	139,490	142,481	143,396	144,485	147,037
500-2130	SMALL OFFICE FURNISHINGS	0	627	0	0	0	0
500-2855	FACILITY RENT ALLOCATION	3,724	0	0	0	0	0
500-3015	TELEPHONE CHARGES	379	238	400	400	600	600
500-6005	TRAVEL EXPENSES	2,193	1,960	2,000	2,000	2,000	2,000
500-6010	CONFERENCES & SEMINARS	680	780	700	700	800	800
500-6105	DUES & MEMBERSHIPS	848	940	1,000	1,000	1,000	1,000
*	OPERATIONAL SUPPLIES	7,824	4,545	4,100	4,100	4,400	4,400
500-7030	FEES & PERMITS	27	0	0	0	0	0
500-7305	LIABILITY INSURANCE	1,359	1,609	1,251	1,251	1,251	1,453
*	OTHER PURCHASES/SERVICES	1,386	1,609	1,251	1,251	1,251	1,453
500-8315	COMPUTER EQUIPMENT	0	0	850	850	836	0
*	CAPITAL OUTLAY & IMPROVE	0	0	850	850	836	0
**	ADMINISTRATION	147,200	145,644	148,682	149,597	150,972	152,890

CITY OF JOPLIN
PROPOSED BUDGET EXPENDITURES
FOR FISCAL YEAR 2019

ACCOUNT	ACCOUNT DESCRIPTION	FY 2016 ACTUAL EXPENSES	FY 2017 ACTUAL EXPENSES	FY 2018 BUDGETED EXPENSES	FY 2018 ADJ BUDGET EXPENSES	FY 2018 ESTIMATED EXPENSES	FY 2019 PROPOSED EXPENSES
FUND 001	GENERAL FUND						
DEPT 20	FINANCE						
DIV 03	ACCOUNTING SERVICES						
500-1010	REGULAR-FT	347,754	325,506	382,220	388,290	388,290	401,627
500-1020	OVERTIME-FT	492	115	500	500	250	250
500-1505	HOLIDAY PAY	12,129	11,412	0	0	0	0
500-1510	LONGEVITY PAY	6,967	7,631	9,100	9,100	5,777	6,358
500-1520	VACATION PAY	25,140	20,636	0	0	0	0
500-1530	STANDBY PAY	0	78	0	0	0	0
500-1540	COMPENSATION TIME PAY	263	1,417	0	0	0	0
500-1545	CARE LEAVE PAY	0	0	0	0	0	0
500-1565	SICK PAY	6,758	10,980	0	0	0	0
500-1570	FLOATING HOLIDAY PAY	3,023	2,864	0	0	0	0
500-1575	CITIZENSHIP LEAVE PAY	0	0	0	0	0	0
500-1595	CELL PHONE ALLOWANCE	483	482	481	481	481	481
500-1605	HEALTH INSURANCE	61,853	81,201	84,140	84,140	88,785	97,897
500-1610	WORKER'S COMPENSATION	1,086	904	902	902	902	695
500-1615	FICA EXPENSE	30,065	27,660	28,267	28,267	28,267	28,675
500-1625	LAGERS RETIREMENT EXPENSE	58,861	51,108	53,353	53,353	53,353	51,907
500-1635	DEFERRED COMP EXPENSE	6,035	6,019	6,018	6,018	6,018	6,018
500-1640	LIFE INSURANCE EXPENSE	843	798	818	818	818	859
500-1645	DENTAL INSURANCE	2,799	3,721	3,679	3,679	3,679	4,643
500-1650	DISABILITY INSURANCE-REG	1,285	1,222	1,258	1,258	1,258	1,316
500-1755	STAFF HEALTH CLUB REIMB	80	0	0	0	0	0
*	PERSONNEL SERVICES	565,916	553,754	570,736	576,806	577,878	600,726
500-2050	OPERATIONAL SUPPLIES	8,198	256	8,500	8,500	3,000	3,000
500-2105	COMPUTER SUPPLIES	4,946	4,923	5,500	5,500	5,000	5,000
500-2108	COMPUTER PERIPHERALS	446	0	500	500	500	500
500-2120	GENERAL OFFICE SUPPLIES	12,017	9,114	12,000	12,000	11,000	11,000
500-2130	SMALL OFFICE FURNISHINGS	0	0	0	0	0	0
500-2855	FACILITY RENT ALLOCATION	37,243	0	0	0	0	0
500-3015	TELEPHONE CHARGES	3,977	2,815	4,000	4,000	3,500	3,500
500-3120	OTHER UTILITY SERVICES	150	119-	300	300	0	0
500-3205	POSTAGE	14,694	12,543	14,000	14,000	15,000	15,000
500-3210	FREIGHT & DELIVERY	1,103	207	750	750	500	500
500-5020	ACCOUNTING SERVICE FEES	100,826	93,457	105,000	105,000	107,000	110,000
500-5045	AUCTIONEER FEE	9,487	7,971	9,000	9,000	8,000	8,000
500-5230	BANKING SERVICES	5,978	6,573	6,500	6,500	7,500	7,500
500-5265	MAINTENANCE CONTRACTS/AGR	22,992	9,461	9,500	9,500	5,500	5,500
500-6005	TRAVEL EXPENSES	146	64	1,000	1,000	250	1,000
500-6010	CONFERENCES & SEMINARS	0	0	550	550	0	550
500-6105	DUES & MEMBERSHIPS	354	367	400	400	400	400
500-6110	PUBLICATIONS & SUBSCRIPT	275	309	300	300	350	350
*	OPERATIONAL SUPPLIES	222,832	147,941	177,800	177,800	167,500	171,800

CITY OF JOPLIN
PROPOSED BUDGET EXPENDITURES
FOR FISCAL YEAR 2019

ACCOUNT	ACCOUNT DESCRIPTION	FY 2016 ACTUAL EXPENSES	FY 2017 ACTUAL EXPENSES	FY 2018 BUDGETED EXPENSES	FY 2018 ADJ BUDGET EXPENSES	FY 2018 ESTIMATED EXPENSES	FY 2019 PROPOSED EXPENSES
FUND 001 GENERAL FUND							
DEPT 20 FINANCE							
DIV 03 ACCOUNTING SERVICES							
500-7005	PRINTING SERVICES	15,473	10,047	10,000	10,000	10,000	10,000
500-7010	COPY SERVICES	7,480	18,254	18,000	18,000	20,500	20,500
500-7020	LEGAL NOTICES	7,101	6,520	8,000	8,000	8,000	8,000
500-7030	FEES & PERMITS	871	593	900	900	600	600
500-7105	CASH OVER & SHORT	86-	60-	0	0	0	0
500-7130	BANK CHARGES	96,884	103,760	99,000	99,000	100,000	100,000
500-7131	MERCHANT CARD SERVICE FEE	3,583	3,729	3,800	3,800	4,100	4,100
500-7135	FLOWER PURCHASES	986	1,046	1,000	1,000	1,000	1,000
500-7305	LIABILITY INSURANCE	12,643	15,169	10,891	10,891	10,891	12,600
*	OTHER PURCHASES/SERVICES	144,935	159,058	151,591	151,591	155,091	156,800
500-8220	OPERATING EQUIPMENT	0	0	0	0	0	0
500-8315	COMPUTER EQUIPMENT	0	0	4,250	4,250	4,166	4,250
*	CAPITAL OUTLAY & IMPROVE	0	0	4,250	4,250	4,166	4,250
**	ACCOUNTING SERVICES	933,683	860,753	904,377	910,447	904,635	933,576

CITY OF JOPLIN
PROPOSED BUDGET EXPENDITURES
FOR FISCAL YEAR 2019

ACCOUNT	ACCOUNT DESCRIPTION	FY 2016 ACTUAL EXPENSES	FY 2017 ACTUAL EXPENSES	FY 2018 BUDGETED EXPENSES	FY 2018 ADJ BUDGET EXPENSES	FY 2018 ESTIMATED EXPENSES	FY 2019 PROPOSED EXPENSES
FUND 001 GENERAL FUND							
DEPT 20 FINANCE							
DIV 15 TIF REIMBURSABLE COSTS							
500-5015	LEGAL FEES	5,224	14,300	5,000	5,000	15,000	15,000
*	OPERATIONAL SUPPLIES	5,224	14,300	5,000	5,000	15,000	15,000
500-7020	LEGAL NOTICES	0	1,180	2,500	2,500	2,000	2,000
*	OTHER PURCHASES/SERVICES	0	1,180	2,500	2,500	2,000	2,000
**	TIF REIMBURSABLE COSTS	5,224	15,480	7,500	7,500	17,000	17,000
***	FINANCE	1,086,107	1,021,877	1,060,559	1,067,544	1,072,607	1,103,466


CITY OF JOPLIN
STATE OF MISSOURI
1873
ADOPTED 1911

General Fund - Finance

2018-2019 Department Staffing

Division	FTE	Position
Administration	1.00	Finance Director
Accounting Services	1.00	Assistant Finance Director
	1.00	Financial Analyst
	2.00	Senior Accountant
	5.00	Accounting Specialist
	10.00	**Total FTE**

Capital Expenditures

Division		
Accounting Services	Replacement Computer (5)	$ 4,250
		$ 4,250

CITY OF JOPLIN
PROPOSED BUDGET EXPENDITURES
FOR FISCAL YEAR 2019

ACCOUNT	ACCOUNT DESCRIPTION	FY 2016 ACTUAL EXPENSES	FY 2017 ACTUAL EXPENSES	FY 2018 BUDGETED EXPENSES	FY 2018 ADJ BUDGET EXPENSES	FY 2018 ESTIMATED EXPENSES	FY 2019 PROPOSED EXPENSES
FUND 001 GENERAL FUND							
DEPT 25 INFORMATION TECHNOLOGY							
DIV 01 ADMINISTRATION							
500-1010	REGULAR-FT	265,374	247,199	275,823	345,074	341,548	367,081
500-1020	OVERTIME-FT	627	2,154	1,700	1,700	1,700	1,700
500-1505	HOLIDAY PAY	9,418	8,166	0	0	0	0
500-1510	LONGEVITY PAY	9,383	9,441	9,830	11,843	7,950	9,322
500-1520	VACATION PAY	22,081	19,451	0	0	0	0
500-1530	STANDBY PAY	24,695	35,007	35,000	35,000	25,000	25,000
500-1535	AUTO ALLOWANCE	1,207	1,204	1,204	1,204	1,204	1,204
500-1540	COMPENSATION TIME PAY	2,049	878	0	0	0	0
500-1565	SICK PAY	9,936	3,474	0	0	0	0
500-1570	FLOATING HOLIDAY PAY	2,317	1,834	0	0	0	0
500-1575	CITIZENSHIP LEAVE PAY	0	0	0	0	0	0
500-1595	CELL PHONE ALLOWANCE	3,138	2,524	2,503	2,503	2,503	2,128
500-1605	HEALTH INSURANCE	36,030	43,027	42,304	55,957	53,698	73,777
500-1610	WORKER'S COMPENSATION	942	772	750	1,080	804	785
500-1615	FICA EXPENSE	25,548	23,814	21,563	26,473	25,693	27,134
500-1625	LAGERS RETIREMENT EXPENSE	51,785	43,525	44,345	53,080	44,234	51,617
500-1635	DEFERRED COMP EXPENSE	1,509	1,505	1,504	1,504	1,504	1,504
500-1640	LIFE INSURANCE EXPENSE	652	583	588	758	602	728
500-1645	DENTAL INSURANCE	2,125	2,341	2,223	2,849	2,703	3,567
500-1650	DISABILITY INSURANCE-REG	997	892	1,021	1,252	1,006	1,200
500-1755	STAFF HEALTH CLUB REIMB	90	40	0	0	0	0
*	PERSONNEL SERVICES	469,903	447,831	440,358	540,277	510,149	566,747
500-2050	OPERATIONAL SUPPLIES	4	192	0	0	0	0
500-2105	COMPUTER SUPPLIES	4,856	6,037	5,000	5,000	5,000	5,000
500-2108	COMPUTER PERIPHERALS	955	1,330	1,000	1,000	1,000	7,640
500-2110	COMPUTER SOFTWARE	115,530	158,846	185,850	185,850	175,000	175,000
500-2120	GENERAL OFFICE SUPPLIES	54	38	100	100	50	50
500-2125	SMALL OFFICE EQUIPMENT	0	0	0	0	200	0
500-2835	EQUIPMENT LEASE & RENTAL	97,774	110,598	112,308	116,948	116,000	139,362
500-2855	FACILITY RENT ALLOCATION	24,785	0	0	0	0	0
500-3015	TELEPHONE CHARGES	13,828	12,961	11,000	11,000	11,500	11,500
500-3115	FUEL,OIL,& DIESEL	22	111	100	100	50	0
500-3205	POSTAGE	1	2	0	0	0	0
500-3210	FREIGHT & DELIVERY	256	346	500	500	400	400
500-4015	COMPUTER EQUIPMENT REPAIR	10,262	8,780	8,000	8,000	9,900	8,000
500-4210	CENTRAL GARAGE REPAIRS	912	337	500	500	50	0
500-5010	CONSULTING FEES	0	35,712	28,000	28,000	28,000	30,000
500-5110	COMPUTER & AUTOMATED SERV	416	0	500	500	500	500
500-5220	NETWORK SERVICES	39,114	34,525	35,000	35,000	34,000	35,000
500-5265	MAINTENANCE CONTRACTS/AGR	569,613	587,328	669,793	672,493	664,643	664,107
500-6005	TRAVEL EXPENSES	18	0	500	500	0	500
500-6010	CONFERENCES & SEMINARS	0	1,495	1,500	1,500	0	1,000

CITY OF JOPLIN
PROPOSED BUDGET EXPENDITURES
FOR FISCAL YEAR 2019

ACCOUNT	ACCOUNT DESCRIPTION	FY 2016 ACTUAL EXPENSES	FY 2017 ACTUAL EXPENSES	FY 2018 BUDGETED EXPENSES	FY 2018 ADJ BUDGET EXPENSES	FY 2018 ESTIMATED EXPENSES	FY 2019 PROPOSED EXPENSES
FUND 001 GENERAL FUND							
DEPT 25 INFORMATION TECHNOLOGY							
DIV 01 ADMINISTRATION							
500-6105	DUES & MEMBERSHIPS	211	212	215	215	215	215
*	OPERATIONAL SUPPLIES	878,611	958,850	1,059,866	1,067,206	1,046,508	1,078,274
500-7005	PRINTING SERVICES	0	0	0	0	0	0
500-7010	COPY SERVICES	2,772	2,902	3,000	3,000	2,650	2,650
500-7030	FEES & PERMITS	133	0	0	0	0	0
500-7305	LIABILITY INSURANCE	7,709	9,097	6,205	6,205	6,205	7,274
*	OTHER PURCHASES/SERVICES	10,614	11,999	9,205	9,205	8,855	9,924
500-8315	COMPUTER EQUIPMENT	5,773	39,953	29,918	36,918	33,669	114,250
*	CAPITAL OUTLAY & IMPROVE	5,773	39,953	29,918	36,918	33,669	114,250
**	ADMINISTRATION	1,364,901	1,458,633	1,539,347	1,653,606	1,599,181	1,769,195
***	INFORMATION TECHNOLOGY	1,364,901	1,458,633	1,539,347	1,653,606	1,599,181	1,769,195


CITY OF JOPLIN
STATE OF MISSOURI
ADOPTED 1911

General Fund - Information Technology

2018-2019 Department Staffing

Division	FTE	Position
Administration	1.00	Information Technology Director
	1.00	Network Manager
	2.00	IT Analyst
	2.00	GIS Technician
	6.00	**Total FTE**

Capital Expenditures

Division			
Administration	Replacement Server (3)	$	12,750
	Replacement Computer (2)		1,700
	Replacement Ruggedized Laptop Computer (2)		8,800
	Replacement High-End Computer (2)		3,500
	Voice Over Internet Phone (VOIP) Infrastructure		87,500
		$	114,250

CITY OF JOPLIN
PROPOSED BUDGET EXPENDITURES
FOR FISCAL YEAR 2019

ACCOUNT	ACCOUNT DESCRIPTION	FY 2016 ACTUAL EXPENSES	FY 2017 ACTUAL EXPENSES	FY 2018 BUDGETED EXPENSES	FY 2018 ADJ BUDGET EXPENSES	FY 2018 ESTIMATED EXPENSES	FY 2019 PROPOSED EXPENSES
FUND 001	GENERAL FUND						
DEPT 30	MUNICIPAL COURT						
DIV 01	ADMINISTRATION						
500-1010	REGULAR-FT	248,257	253,861	297,848	300,893	300,893	316,010
500-1020	OVERTIME-FT	636	410	500	500	500	500
500-1110	REGULAR-PT	11,341	8,333	12,689	12,689	12,689	11,986
500-1505	HOLIDAY PAY	9,073	9,151	0	0	0	0
500-1510	LONGEVITY PAY	5,446	6,291	7,012	7,012	7,361	8,185
500-1520	VACATION PAY	17,511	13,989	0	0	0	0
500-1540	COMPENSATION TIME PAY	2,609	2,941	0	0	0	0
500-1545	CARE LEAVE PAY	0	1,552	0	0	0	0
500-1565	SICK PAY	7,847	6,206	0	0	0	0
500-1570	FLOATING HOLIDAY PAY	2,157	1,907	0	0	0	0
500-1595	CELL PHONE ALLOWANCE	628	626	626	626	626	626
500-1605	HEALTH INSURANCE	63,866	69,480	71,987	71,987	78,720	85,601
500-1610	WORKER'S COMPENSATION	820	686	733	733	733	573
500-1615	FICA EXPENSE	22,025	21,911	23,352	23,352	23,352	23,542
500-1625	LAGERS RETIREMENT EXPENSE	41,480	36,723	41,614	41,614	41,614	41,316
500-1635	DEFERRED COMP EXPENSE	1,509	1,505	1,504	1,504	1,504	1,504
500-1640	LIFE INSURANCE EXPENSE	605	605	639	639	639	678
500-1645	DENTAL INSURANCE	3,650	3,165	3,123	3,123	3,123	4,049
500-1650	DISABILITY INSURANCE-REG	930	883	988	988	988	1,035
500-1755	STAFF HEALTH CLUB REIMB	20	170	0	0	0	0
*	PERSONNEL SERVICES	440,410	440,395	462,615	465,660	472,742	495,605
500-2050	OPERATIONAL SUPPLIES	1,262	2,439	1,500	1,500	1,500	1,500
500-2105	COMPUTER SUPPLIES	0	0	400	400	500	500
500-2108	COMPUTER PERIPHERALS	0	0	0	0	0	0
500-2120	GENERAL OFFICE SUPPLIES	5,611	6,551	7,000	7,000	7,000	7,000
500-2130	SMALL OFFICE FURNISHINGS	0	0	400	400	400	0
500-3015	TELEPHONE CHARGES	4,162	2,970	3,000	3,000	3,150	3,150
500-3205	POSTAGE	5,531	5,128	5,500	5,500	5,900	5,900
500-3210	FREIGHT & DELIVERY	0	0	0	0	40	50
500-6005	TRAVEL EXPENSES	2,540	4,234	4,000	4,000	4,000	4,200
500-6010	CONFERENCES & SEMINARS	1,300	1,475	2,000	2,000	2,000	2,000
500-6105	DUES & MEMBERSHIPS	880	935	950	950	1,025	1,025
500-6110	PUBLICATIONS & SUBSCRIPT	501	551	550	550	340	400
*	OPERATIONAL SUPPLIES	21,787	24,283	25,300	25,300	25,855	25,725
500-7005	PRINTING SERVICES	5,707	2,385	3,000	3,000	3,000	3,000
500-7010	COPY SERVICES	1,619	1,802	1,900	1,900	1,800	1,800
500-7030	FEES & PERMITS	267	0	0	0	0	0
500-7105	CASH OVER & SHORT	996-	70-	0	0	0	0
500-7131	MERCHANT CARD SERVICE FEE	10,881	9,534	11,000	11,000	11,000	11,000
500-7305	LIABILITY INSURANCE	13,612	16,693	12,915	12,915	12,915	13,737

CITY OF JOPLIN
PROPOSED BUDGET EXPENDITURES
FOR FISCAL YEAR 2019

ACCOUNT	ACCOUNT DESCRIPTION	FY 2016 ACTUAL EXPENSES	FY 2017 ACTUAL EXPENSES	FY 2018 BUDGETED EXPENSES	FY 2018 ADJ BUDGET EXPENSES	FY 2018 ESTIMATED EXPENSES	FY 2019 PROPOSED EXPENSES
FUND 001 GENERAL FUND							
DEPT 30 MUNICIPAL COURT							
DIV 01 ADMINISTRATION							
*	OTHER PURCHASES/SERVICES	31,090	30,344	28,815	28,815	28,715	29,537
500-8305	OFFICE EQUIPMENT	0	0	0	0	0	0
500-8315	COMPUTER EQUIPMENT	0	0	2,000	2,000	1,783	8,300
*	CAPITAL OUTLAY & IMPROVE	0	0	2,000	2,000	1,783	8,300
**	ADMINISTRATION	493,287	495,022	518,730	521,775	529,095	559,167

CITY OF JOPLIN
PROPOSED BUDGET EXPENDITURES
FOR FISCAL YEAR 2019

ACCOUNT	ACCOUNT DESCRIPTION	FY 2016 ACTUAL EXPENSES	FY 2017 ACTUAL EXPENSES	FY 2018 BUDGETED EXPENSES	FY 2018 ADJ BUDGET EXPENSES	FY 2018 ESTIMATED EXPENSES	FY 2019 PROPOSED EXPENSES
FUND 001	GENERAL FUND						
DEPT 30	MUNICIPAL COURT						
DIV 02	JUDICIAL SERVICES						
500-1110	REGULAR-PT	94,917	98,117	102,196	102,196	102,196	95,361
500-1505	HOLIDAY PAY	2,612	1,153	0	0	0	0
500-1610	WORKER'S COMPENSATION	620	584	235	235	195	162
500-1615	FICA EXPENSE	6,437	6,509	6,488	6,488	6,488	5,916
500-1625	LAGERS RETIREMENT EXPENSE	0	0	6,000	6,000	6,000	12,111
500-1635	DEFERRED COMP EXPENSE	0	286	0	0	2,964	3,009
*	PERSONNEL SERVICES	104,586	106,649	114,919	114,919	117,843	116,559
500-2120	GENERAL OFFICE SUPPLIES	0	151	100	100	110	100
500-2130	SMALL OFFICE FURNISHINGS	0	0	0	0	0	0
500-3015	TELEPHONE CHARGES	639	370	500	500	200	200
500-3205	POSTAGE	0	97	0	0	0	0
500-5105	JUDICIAL SERVICES	35,000	35,888	35,000	35,000	36,050	38,069
500-5205	LAUNDRY SERVICES	34	34	50	50	50	50
500-5270	INTERPRETER SERVICES	231	578	250	250	250	250
500-6005	TRAVEL EXPENSES	832	873	1,000	1,000	500	500
500-6010	CONFERENCES & SEMINARS	625	650	800	800	500	500
500-6105	DUES & MEMBERSHIPS	200	0	200	200	0	0
500-6110	PUBLICATIONS & SUBSCRIPT	0	0	100	100	129	100
*	OPERATIONAL SUPPLIES	37,561	38,641	38,000	38,000	37,789	39,769
500-7005	PRINTING SERVICES	96	0	200	200	252	200
500-7305	LIABILITY INSURANCE	3,187	3,084	2,475	2,475	2,475	3,223
*	OTHER PURCHASES/SERVICES	3,283	3,084	2,675	2,675	2,727	3,423
500-8315	COMPUTER EQUIPMENT	0	0	1,850	1,850	1,724	0
*	CAPITAL OUTLAY & IMPROVE	0	0	1,850	1,850	1,724	0
**	JUDICIAL SERVICES	145,430	148,374	157,444	157,444	160,083	159,751
***	MUNICIPAL COURT	638,717	643,396	676,174	679,219	689,178	718,918

General Fund - Municipal Court

2018-2019 Department Staffing

Division	FTE	Position
Administration	1.00	Municipal Court Administrator
	1.00	Compliance Officer II
	1.00	Compliance Officer I
	2.00	Court Assistant II
	4.00	Court Assistant I
		Public Defender (1 Position)*
	9.00	**Total Full-Time FTE**

Division	P/T	Position
Administration	0.50	Court Assistant I (1 Position)
Judicial Services	0.50	Municipal Judge (1 Position)
	1.00	**Total Part-Time FTE**
	10.00	**Total FTE**

*Contracted Professional Service and not counted in the FTE above.

Capital Expenditures

Division		
Administration	Replacement Computer (8)	$ 6,800
	Replacement Printer	1,500
		$ 8,300

CITY OF JOPLIN
PROPOSED BUDGET EXPENDITURES
FOR FISCAL YEAR 2019

ACCOUNT	ACCOUNT DESCRIPTION	FY 2016 ACTUAL EXPENSES	FY 2017 ACTUAL EXPENSES	FY 2018 BUDGETED EXPENSES	FY 2018 ADJ BUDGET EXPENSES	FY 2018 ESTIMATED EXPENSES	FY 2019 PROPOSED EXPENSES
FUND 001 GENERAL FUND							
DEPT 45 PUBLIC WORKS							
DIV 01 ADMINISTRATION							
520-1010	REGULAR-FT	116,314	34,080	92,053	92,703	92,703	95,248
520-1505	HOLIDAY PAY	3,927	2,840	0	0	0	0
520-1510	LONGEVITY PAY	2,731	524	6,445	6,445	6,445	6,665
520-1520	VACATION PAY	7,360	8,179	0	0	0	0
520-1535	AUTO ALLOWANCE	3,621	1,866	3,611	3,611	3,611	3,611
520-1540	COMPENSATION TIME PAY	0	2	0	0	0	0
520-1565	SICK PAY	904	4,671	0	0	0	0
520-1570	FLOATING HOLIDAY PAY	621	1,413	0	0	0	0
520-1575	CITIZENSHIP LEAVE PAY	0	0	0	0	0	0
520-1595	CELL PHONE ALLOWANCE	543	285	626	626	626	626
520-1605	HEALTH INSURANCE	15,348	5,080	12,153	12,153	12,153	12,296
520-1610	WORKER'S COMPENSATION	365	118	236	236	236	181
520-1615	FICA EXPENSE	9,892	4,077	5,869	5,869	5,869	5,918
520-1625	LAGERS RETIREMENT EXPENSE	20,059	6,433	13,972	13,972	13,972	13,481
520-1635	DEFERRED COMP EXPENSE	1,509	778	1,504	1,504	1,504	1,504
520-1640	LIFE INSURANCE EXPENSE	270	86	196	196	196	203
520-1645	DENTAL INSURANCE	215	38	556	556	556	595
520-1650	DISABILITY INSURANCE-REG	412	132	299	299	299	309
520-1755	STAFF HEALTH CLUB REIMB	90	2	0	0	0	0
*	PERSONNEL SERVICES	184,181	70,604	137,520	138,170	138,170	140,637
520-2120	GENERAL OFFICE SUPPLIES	216	175	300	300	200	200
520-2130	SMALL OFFICE FURNISHINGS	500	374	0	0	0	100
520-2205	FOOD & BEVERAGE SUPPLIES	145	0	0	0	250	250
520-2825	SAFETY EQUIPMENT	0	0	0	0	0	200
520-2855	FACILITY RENT ALLOCATION	5,967	0	0	0	0	0
520-3015	TELEPHONE CHARGES	2,019	1,536	1,600	1,600	1,300	1,300
520-3205	POSTAGE	58	0	100	100	50	50
520-3210	FREIGHT & DELIVERY	95	0	100	100	0	0
520-6005	TRAVEL EXPENSES	454	838	2,000	2,000	2,000	2,000
520-6010	CONFERENCES & SEMINARS	550	175	1,000	1,000	1,000	1,000
520-6105	DUES & MEMBERSHIPS	365	819	500	500	500	500
520-6110	PUBLICATIONS & SUBSCRIPT	0	0	0	0	0	200
*	OPERATIONAL SUPPLIES	10,369	3,917	5,600	5,600	5,300	5,800
520-7005	PRINTING SERVICES	0	35	50	50	50	50
520-7030	FEES & PERMITS	130	0	100	100	0	0
520-7305	LIABILITY INSURANCE	2,278	2,791	1,279	1,279	1,279	1,489
*	OTHER PURCHASES/SERVICES	2,408	2,826	1,429	1,429	1,329	1,539
520-8315	COMPUTER EQUIPMENT	0	0	0	0	0	0

CITY OF JOPLIN
PROPOSED BUDGET EXPENDITURES
FOR FISCAL YEAR 2019

ACCOUNT	ACCOUNT DESCRIPTION	FY 2016 ACTUAL EXPENSES	FY 2017 ACTUAL EXPENSES	FY 2018 BUDGETED EXPENSES	FY 2018 ADJ BUDGET EXPENSES	FY 2018 ESTIMATED EXPENSES	FY 2019 PROPOSED EXPENSES
FUND 001 GENERAL FUND							
DEPT 45 PUBLIC WORKS							
DIV 01 ADMINISTRATION							
*	CAPITAL OUTLAY & IMPROVE	0	0	0	0	0	0
**	ADMINISTRATION	196,958	77,347	144,549	145,199	144,799	147,976

CITY OF JOPLIN
PROPOSED BUDGET EXPENDITURES
FOR FISCAL YEAR 2019

ACCOUNT	ACCOUNT DESCRIPTION	FY 2016 ACTUAL EXPENSES	FY 2017 ACTUAL EXPENSES	FY 2018 BUDGETED EXPENSES	FY 2018 ADJ BUDGET EXPENSES	FY 2018 ESTIMATED EXPENSES	FY 2019 PROPOSED EXPENSES
FUND 001 GENERAL FUND							
DEPT 45 PUBLIC WORKS							
DIV 02 CITY FACILITY MAINTENANCE							
520-1010	REGULAR-FT	58,973	59,396	71,089	71,944	71,944	74,220
520-1020	OVERTIME-FT	180	0	200	200	200	200
520-1505	HOLIDAY PAY	2,076	1,957	0	0	0	0
520-1510	LONGEVITY PAY	3,792	3,944	4,055	4,055	4,055	4,149
520-1520	VACATION PAY	5,573	3,962	0	0	0	0
520-1530	STANDBY PAY	193	298	200	200	200	200
520-1540	COMPENSATION TIME PAY	993	295	0	0	0	0
520-1565	SICK PAY	1,814	1,328	0	0	0	0
520-1570	FLOATING HOLIDAY PAY	519	518	0	0	0	0
520-1595	CELL PHONE ALLOWANCE	1,250	1,179	1,252	1,252	1,252	1,252
520-1605	HEALTH INSURANCE	14,193	10,568	11,687	11,687	11,687	18,208
520-1610	WORKER'S COMPENSATION	3,570	3,152	3,250	3,250	3,250	2,537
520-1615	FICA EXPENSE	5,387	5,428	5,685	5,685	5,685	5,907
520-1625	LAGERS RETIREMENT EXPENSE	10,857	9,773	10,444	10,444	10,444	10,163
520-1640	LIFE INSURANCE EXPENSE	139	143	153	153	153	123
520-1645	DENTAL INSURANCE	1,046	1,047	1,112	1,112	1,112	1,189
520-1650	DISABILITY INSURANCE-REG	212	218	241	241	241	243
*	PERSONNEL SERVICES	110,767	103,206	109,368	110,223	110,223	118,391
520-2015	JANITORIAL SUPPLIES	6,526	7,632	8,000	8,000	8,300	8,300
520-2030	MAINTENANCE SUPPLIES	869	665	1,000	1,000	1,000	1,000
520-2040	HARDWARE SUPPLIES	336	157	500	500	500	500
520-2045	PAINT & PAINT SUPPLIES	145	113	1,000	1,000	1,066	1,000
520-2050	OPERATIONAL SUPPLIES	3,214	1,417	2,500	2,500	1,500	1,500
520-2055	ELECTRICAL SUPPLIES	4,109	3,382	4,500	4,500	3,500	4,000
520-2405	HAND TOOLS	490	431	500	500	500	500
520-2415	MACHINERY,TOOLS,IMPLEMENT	999	0	500	500	457	500
520-2605	CHEMICAL & LABORATORY SUP	1,772	1,490	3,000	3,000	2,000	2,000
520-2825	SAFETY EQUIPMENT	0	0	150	150	300	300
520-3005	ELECTRIC CHARGES	168,258	178,076	170,000	170,000	190,000	187,500
520-3010	GAS CHARGES	28,926	29,070	30,000	30,000	32,500	32,500
520-3015	TELEPHONE CHARGES	2,161	2,759	1,800	1,800	4,800	4,800
520-3020	WATER CHARGES	1,595	1,541	1,600	1,600	1,900	1,900
520-3030	WASTEWATER CHARGES	275	490	310	310	775	775
520-3035	SANITATION CHARGES	1,948	1,948	2,000	2,000	1,950	1,950
520-3115	FUEL,OIL,& DIESEL	1,130	741	2,000	2,000	1,500	1,500
520-3125	PEST CONTROL	2,045	2,040	2,100	2,100	2,100	2,100
520-3210	FREIGHT & DELIVERY	340	475	750	859	500	500
520-4105	PROPERTY REPAIRS & MAINT	168	80	500	500	500	500
520-4120	BUILDING REPAIRS	9,496	9,998	12,000	14,402	14,000	12,000
520-4125	GENERAL EQUIPMENT REPAIRS	14,712	7,203	10,000	10,000	10,000	10,000
520-4210	CENTRAL GARAGE REPAIRS	940	1,527	1,000	1,000	2,000	2,000
520-5265	MAINTENANCE CONTRACTS/AGR	3,240	3,885	3,800	3,800	3,800	3,800

CITY OF JOPLIN
PROPOSED BUDGET EXPENDITURES
FOR FISCAL YEAR 2019

ACCOUNT	ACCOUNT DESCRIPTION	FY 2016 ACTUAL EXPENSES	FY 2017 ACTUAL EXPENSES	FY 2018 BUDGETED EXPENSES	FY 2018 ADJ BUDGET EXPENSES	FY 2018 ESTIMATED EXPENSES	FY 2019 PROPOSED EXPENSES
FUND 001 GENERAL FUND							
DEPT 45 PUBLIC WORKS							
DIV 02 CITY FACILITY MAINTENANCE							
520-6005	TRAVEL EXPENSES	102	122	100	100	93	500
520-6010	CONFERENCES & SEMINARS	0	96	200	200	0	200
*	OPERATIONAL SUPPLIES	253,796	255,338	259,810	262,321	285,541	282,125
520-7030	FEES & PERMITS	1,103	1,625	2,400	2,400	2,400	2,400
520-7305	LIABILITY INSURANCE	2,639	3,310	2,563	2,563	2,563	2,882
*	OTHER PURCHASES/SERVICES	3,742	4,935	4,963	4,963	4,963	5,282
520-8010	BUILDING IMPROVEMENTS	3,540	34,311	40,000	40,000	32,000	41,000
520-8210	MOTOR VEHICLES	0	0	0	0	0	39,500
520-8220	OPERATING EQUIPMENT	20,714	5,215-	0	0	8,816	3,500
520-8315	COMPUTER EQUIPMENT	0	867	0	0	0	0
*	CAPITAL OUTLAY & IMPROVE	24,254	29,963	40,000	40,000	40,816	84,000
**	CITY FACILITY MAINTENANCE	392,559	393,442	414,141	417,507	441,543	489,798

CITY OF JOPLIN
PROPOSED BUDGET EXPENDITURES
FOR FISCAL YEAR 2019

ACCOUNT	ACCOUNT DESCRIPTION	FY 2016 ACTUAL EXPENSES	FY 2017 ACTUAL EXPENSES	FY 2018 BUDGETED EXPENSES	FY 2018 ADJ BUDGET EXPENSES	FY 2018 ESTIMATED EXPENSES	FY 2019 PROPOSED EXPENSES
FUND 001 GENERAL FUND							
DEPT 45 PUBLIC WORKS							
DIV 03 BUILDING REGULATIONS							
520-1010	REGULAR-FT	229,326	0	0	0	0	0
520-1020	OVERTIME-FT	2,365	0	0	0	0	0
520-1505	HOLIDAY PAY	7,892	0	0	0	0	0
520-1510	LONGEVITY PAY	3,929	0	0	0	0	0
520-1520	VACATION PAY	12,825	0	0	0	0	0
520-1530	STANDBY PAY	303	0	0	0	0	0
520-1540	COMPENSATION TIME PAY	1,220	0	0	0	0	0
520-1565	SICK PAY	7,304	0	0	0	0	0
520-1570	FLOATING HOLIDAY PAY	2,048	0	0	0	0	0
520-1595	CELL PHONE ALLOWANCE	2,511	0	0	0	0	0
520-1605	HEALTH INSURANCE	57,875	0	0	0	0	0
520-1610	WORKER'S COMPENSATION	10,552	0	0	0	0	0
520-1615	FICA EXPENSE	18,823	0	0	0	0	0
520-1625	LAGERS RETIREMENT EXPENSE	40,004	0	0	0	0	0
520-1635	DEFERRED COMP EXPENSE	1,509	0	0	0	0	0
520-1640	LIFE INSURANCE EXPENSE	553	0	0	0	0	0
520-1645	DENTAL INSURANCE	3,027	0	0	0	0	0
520-1650	DISABILITY INSURANCE-REG	848	0	0	0	0	0
*	PERSONNEL SERVICES	402,914	0	0	0	0	0
520-2050	OPERATIONAL SUPPLIES	1,454	0	0	0	0	0
520-2105	COMPUTER SUPPLIES	965-	0	0	0	0	0
520-2120	GENERAL OFFICE SUPPLIES	290	0	0	0	0	0
520-2825	SAFETY EQUIPMENT	48	0	0	0	0	0
520-2855	FACILITY RENT ALLOCATION	17,901	0	0	0	0	0
520-3015	TELEPHONE CHARGES	4,071	0	0	0	0	0
520-3115	FUEL,OIL,& DIESEL	2,335	0	0	0	0	0
520-3205	POSTAGE	3,744	0	0	0	0	0
520-4210	CENTRAL GARAGE REPAIRS	3,059	0	0	0	0	0
520-6005	TRAVEL EXPENSES	818	0	0	0	0	0
520-6010	CONFERENCES & SEMINARS	1,165	0	0	0	0	0
520-6105	DUES & MEMBERSHIPS	900	0	0	0	0	0
520-6110	PUBLICATIONS & SUBSCRIPT	238	0	0	0	0	0
520-6115	EDUCATIONAL MATERIALS	940	0	0	0	0	0
*	OPERATIONAL SUPPLIES	35,998	0	0	0	0	0
520-7005	PRINTING SERVICES	1,216	0	0	0	0	0
520-7010	COPY SERVICES	3,848	0	0	0	0	0
520-7030	FEES & PERMITS	133	0	0	0	0	0
520-7131	MERCHANT CARD SERVICE FEE	2,398	0	0	0	0	0
520-7305	LIABILITY INSURANCE	8,991	0	0	0	0	0

CITY OF JOPLIN
PROPOSED BUDGET EXPENDITURES
FOR FISCAL YEAR 2019

ACCOUNT	ACCOUNT DESCRIPTION	FY 2016 ACTUAL EXPENSES	FY 2017 ACTUAL EXPENSES	FY 2018 BUDGETED EXPENSES	FY 2018 ADJ BUDGET EXPENSES	FY 2018 ESTIMATED EXPENSES	FY 2019 PROPOSED EXPENSES
FUND 001 GENERAL FUND							
DEPT 45 PUBLIC WORKS							
DIV 03 BUILDING REGULATIONS							
*	OTHER PURCHASES/SERVICES	16,586	0	0	0	0	0
**	BUILDING REGULATIONS	455,498	0	0	0	0	0

CITY OF JOPLIN
PROPOSED BUDGET EXPENDITURES
FOR FISCAL YEAR 2019

ACCOUNT	ACCOUNT DESCRIPTION	FY 2016 ACTUAL EXPENSES	FY 2017 ACTUAL EXPENSES	FY 2018 BUDGETED EXPENSES	FY 2018 ADJ BUDGET EXPENSES	FY 2018 ESTIMATED EXPENSES	FY 2019 PROPOSED EXPENSES
FUND 001	GENERAL FUND						
DEPT 45	PUBLIC WORKS						
DIV 04	CITY HALL MAINTENANCE						
520-1010	REGULAR-FT	60,797	58,550	70,985	71,800	71,800	75,608
520-1020	OVERTIME-FT	0	0	0	0	0	0
520-1505	HOLIDAY PAY	2,127	2,144	0	0	0	0
520-1510	LONGEVITY PAY	2,123	1,941	1,946	1,946	1,946	2,573
520-1520	VACATION PAY	4,469	4,115	0	0	0	0
520-1530	STANDBY PAY	0	0	0	0	0	0
520-1535	AUTO ALLOWANCE	1,811	1,806	1,805	1,805	1,805	1,805
520-1540	COMPENSATION TIME PAY	1,003	843	0	0	0	0
520-1565	SICK PAY	646	1,999	0	0	0	0
520-1570	FLOATING HOLIDAY PAY	443	534	0	0	0	0
520-1595	CELL PHONE ALLOWANCE	1,255	698	626	626	626	876
520-1605	HEALTH INSURANCE	15,601	16,593	17,997	17,997	17,997	12,296
520-1610	WORKER'S COMPENSATION	4,022	3,268	3,268	3,268	3,268	2,761
520-1615	FICA EXPENSE	5,154	5,045	5,230	5,230	5,230	5,639
520-1625	LAGERS RETIREMENT EXPENSE	11,074	8,128	10,249	10,249	10,249	10,269
520-1635	DEFERRED COMP EXPENSE	1,509	1,505	1,504	1,504	1,504	1,504
520-1640	LIFE INSURANCE EXPENSE	150	143	152	152	152	162
520-1645	DENTAL INSURANCE	1,120	789	781	781	781	595
520-1650	DISABILITY INSURANCE-REG	228	218	234	234	234	250
*	PERSONNEL SERVICES	113,532	108,319	114,777	115,592	115,592	114,338
520-2015	JANITORIAL SUPPLIES	9,653	9,311	9,700	9,700	10,000	10,000
520-2030	MAINTENANCE SUPPLIES	477	997	1,200	1,200	1,000	1,000
520-2040	HARDWARE SUPPLIES	239	0	400	400	200	400
520-2045	PAINT & PAINT SUPPLIES	400	81	500	500	500	500
520-2050	OPERATIONAL SUPPLIES	4,730	4,078	4,000	4,000	4,000	4,000
520-2055	ELECTRICAL SUPPLIES	3,812	3,453	4,500	4,500	2,500	4,000
520-2405	HAND TOOLS	152	600	750	750	750	750
520-2415	MACHINERY,TOOLS,IMPLEMENT	250	426	1,000	1,000	500	500
520-2605	CHEMICAL & LABORATORY SUP	1,909	2,114	3,000	3,000	2,000	2,500
520-2825	SAFETY EQUIPMENT	0	0	150	150	136	150
520-2855	FACILITY RENT ALLOCATION	35,709	0	0	0	0	0
520-3005	ELECTRIC CHARGES	120,940	123,323	120,000	120,000	122,000	122,000
520-3010	GAS CHARGES	15,444	19,029	16,000	16,000	20,000	20,000
520-3015	TELEPHONE CHARGES	650	387	500	500	250	250
520-3020	WATER CHARGES	6,894	6,164	7,000	7,000	6,000	6,000
520-3025	CABLE CHARGES	1,680	1,809	1,850	1,850	2,000	2,000
520-3030	WASTEWATER CHARGES	2,717	2,937	2,850	2,850	3,000	3,000
520-3035	SANITATION CHARGES	546	546	550	550	550	550
520-3115	FUEL,OIL,& DIESEL	344	629-	750	750	750	750
520-3125	PEST CONTROL	2,575	2,580	2,600	2,600	2,600	2,600
520-3210	FREIGHT & DELIVERY	283	149	500	500	100	300
520-4120	BUILDING REPAIRS	4,556	5,505	6,000	6,000	5,500	6,000

CITY OF JOPLIN
PROPOSED BUDGET EXPENDITURES
FOR FISCAL YEAR 2019

ACCOUNT	ACCOUNT DESCRIPTION	FY 2016 ACTUAL EXPENSES	FY 2017 ACTUAL EXPENSES	FY 2018 BUDGETED EXPENSES	FY 2018 ADJ BUDGET EXPENSES	FY 2018 ESTIMATED EXPENSES	FY 2019 PROPOSED EXPENSES
FUND 001 GENERAL FUND							
DEPT 45 PUBLIC WORKS							
DIV 04 CITY HALL MAINTENANCE							
520-4125	GENERAL EQUIPMENT REPAIRS	4,721	6,005	7,000	7,000	7,000	7,000
520-5265	MAINTENANCE CONTRACTS/AGR	10,876	13,434	16,800	20,000	18,000	18,000
520-6005	TRAVEL EXPENSES	0	0	100	100	100	100
520-6010	CONFERENCES & SEMINARS	0	0	200	200	395	200
520-6105	DUES & MEMBERSHIPS	16	17	25	25	25	25
*	OPERATIONAL SUPPLIES	229,573	202,316	207,925	211,125	209,856	212,575
520-7030	FEES & PERMITS	3,087	3,159	4,500	4,500	3,500	4,200
520-7305	LIABILITY INSURANCE	4,508	4,949	3,892	3,892	3,892	4,716
*	OTHER PURCHASES/SERVICES	7,595	8,108	8,392	8,392	7,392	8,916
520-8010	BUILDING IMPROVEMENTS	28,808	0	125,000	125,000	125,000	77,000
520-8220	OPERATING EQUIPMENT	7,500	11,038	10,000	10,000	16,619	20,000
520-8315	COMPUTER EQUIPMENT	0	835	1,000	1,000	892	0
*	CAPITAL OUTLAY & IMPROVE	36,308	11,873	136,000	136,000	142,511	97,000
**	CITY HALL MAINTENANCE	387,008	330,616	467,094	471,109	475,351	432,829

CITY OF JOPLIN
PROPOSED BUDGET EXPENDITURES
FOR FISCAL YEAR 2019

ACCOUNT	ACCOUNT DESCRIPTION	FY 2016 ACTUAL EXPENSES	FY 2017 ACTUAL EXPENSES	FY 2018 BUDGETED EXPENSES	FY 2018 ADJ BUDGET EXPENSES	FY 2018 ESTIMATED EXPENSES	FY 2019 PROPOSED EXPENSES
FUND 001	GENERAL FUND						
DEPT 45	PUBLIC WORKS						
DIV 05	ENGINEERING						
520-1010	REGULAR-FT	448,637	406,909	643,387	596,422	596,422	549,206
520-1020	OVERTIME-FT	810	1,060	100	100	100	100
520-1110	REGULAR-PT	361	2,380	2,027	2,027	2,027	2,169
520-1505	HOLIDAY PAY	15,767	14,948	0	0	0	0
520-1510	LONGEVITY PAY	11,171	11,612	14,975	12,962	12,962	12,637
520-1520	VACATION PAY	25,950	35,587	0	0	0	0
520-1530	STANDBY PAY	0	0	0	0	0	0
520-1535	AUTO ALLOWANCE	24	0	0	0	0	0
520-1540	COMPENSATION TIME PAY	263	1,795	0	0	0	0
520-1565	SICK PAY	10,776	16,327	0	0	0	0
520-1570	FLOATING HOLIDAY PAY	3,779	4,490	0	0	0	0
520-1575	CITIZENSHIP LEAVE PAY	175	0	0	0	0	0
520-1595	CELL PHONE ALLOWANCE	3,108	3,652	4,882	4,256	4,882	3,755
520-1605	HEALTH INSURANCE	82,283	98,458	125,977	113,824	113,824	102,866
520-1610	WORKER'S COMPENSATION	5,415	4,914	5,727	5,507	5,507	4,031
520-1615	FICA EXPENSE	37,643	35,605	46,611	43,171	43,171	40,579
520-1625	LAGERS RETIREMENT EXPENSE	73,025	63,574	90,214	83,099	83,099	71,844
520-1635	DEFERRED COMP EXPENSE	4,546	3,526	6,018	6,018	6,018	6,018
520-1640	LIFE INSURANCE EXPENSE	1,135	1,020	1,378	1,270	1,270	1,174
520-1645	DENTAL INSURANCE	4,440	4,510	5,347	4,791	4,791	4,417
520-1650	DISABILITY INSURANCE-REG	1,700	1,563	2,113	1,947	1,947	1,797
520-1755	STAFF HEALTH CLUB REIMB	120	110	0	0	0	0
*	PERSONNEL SERVICES	731,128	712,040	948,756	875,394	876,020	800,593
520-2050	OPERATIONAL SUPPLIES	380	660	1,000	1,000	750	750
520-2108	COMPUTER PERIPHERALS	0	0	0	0	0	0
520-2110	COMPUTER SOFTWARE	0	0	0	0	0	4,000
520-2120	GENERAL OFFICE SUPPLIES	2,428	2,046	3,000	3,000	2,500	2,500
520-2130	SMALL OFFICE FURNISHINGS	0	0	0	0	0	150
520-2325	PLATS & MAPS	1,821	894	1,300	1,300	1,300	1,300
520-2825	SAFETY EQUIPMENT	137	43	1,100	1,100	500	500
520-2855	FACILITY RENT ALLOCATION	42,068	0	0	0	0	0
520-3015	TELEPHONE CHARGES	4,715	2,888	3,000	3,000	2,400	2,400
520-3115	FUEL,OIL,& DIESEL	3,273	3,704	3,500	3,500	4,900	4,900
520-3205	POSTAGE	1,173	902	1,500	1,500	1,000	1,000
520-3210	FREIGHT & DELIVERY	56	0	100	100	0	0
520-4210	CENTRAL GARAGE REPAIRS	4,800	8,878	5,200	5,200	5,000	5,000
520-5010	CONSULTING FEES	57,878	46,045	0	0	15,900	20,000
520-5040	COUNTY RECORDER FEES	324	66	500	500	500	500
520-6005	TRAVEL EXPENSES	3,357	756	4,000	4,000	4,000	4,000
520-6010	CONFERENCES & SEMINARS	3,364	3,160	3,500	3,500	3,500	3,500
520-6105	DUES & MEMBERSHIPS	22,741	22,413	2,300	2,300	708	1,000
520-6110	PUBLICATIONS & SUBSCRIPT	833	789	850	850	817	825

CITY OF JOPLIN
PROPOSED BUDGET EXPENDITURES
FOR FISCAL YEAR 2019

ACCOUNT	ACCOUNT DESCRIPTION	FY 2016 ACTUAL EXPENSES	FY 2017 ACTUAL EXPENSES	FY 2018 BUDGETED EXPENSES	FY 2018 ADJ BUDGET EXPENSES	FY 2018 ESTIMATED EXPENSES	FY 2019 PROPOSED EXPENSES
FUND 001 GENERAL FUND							
DEPT 45 PUBLIC WORKS							
DIV 05 ENGINEERING							
*	OPERATIONAL SUPPLIES	149,348	93,244	30,850	30,850	43,775	52,325
520-7005	PRINTING SERVICES	282	50	500	500	100	250
520-7010	COPY SERVICES	4,149	3,685	4,000	4,000	4,000	4,000
520-7030	FEES & PERMITS	673	0	300	300	300	300
520-7305	LIABILITY INSURANCE	20,388	25,534	18,880	18,880	18,880	21,787
*	OTHER PURCHASES/SERVICES	25,492	29,269	23,680	23,680	23,280	26,337
520-8105	LAND ACQUISITIONS	25,045	0	0	0	0	0
520-8210	MOTOR VEHICLES	0	0	0	0	0	0
520-8220	OPERATING EQUIPMENT	0	0	1,500	1,500	928	0
520-8315	COMPUTER EQUIPMENT	0	0	1,700	1,700	1,970	1,750
*	CAPITAL OUTLAY & IMPROVE	25,045	0	3,200	3,200	2,898	1,750
520-9997	EMERG COMMUNICATION SERV	2,626	2,626	2,626	2,626	2,626	2,626
*	OTHER FINANCING USES	2,626	2,626	2,626	2,626	2,626	2,626
**	ENGINEERING	933,639	837,179	1,009,112	935,750	948,599	883,631

CITY OF JOPLIN
PROPOSED BUDGET EXPENDITURES
FOR FISCAL YEAR 2019

ACCOUNT	ACCOUNT DESCRIPTION	FY 2016 ACTUAL EXPENSES	FY 2017 ACTUAL EXPENSES	FY 2018 BUDGETED EXPENSES	FY 2018 ADJ BUDGET EXPENSES	FY 2018 ESTIMATED EXPENSES	FY 2019 PROPOSED EXPENSES
FUND 001	GENERAL FUND						
DEPT 45	PUBLIC WORKS						
DIV 06	OPERATIONS						
520-1010	REGULAR-FT	11,246	11,882	13,074	13,529	13,529	13,620
520-1505	HOLIDAY PAY	382	390	0	0	0	0
520-1510	LONGEVITY PAY	0	0	0	0	0	136
520-1520	VACATION PAY	477	393	0	0	0	0
520-1535	AUTO ALLOWANCE	362	361	361	361	361	361
520-1565	SICK PAY	276	98	0	0	0	0
520-1570	FLOATING HOLIDAY PAY	95	98	0	0	0	0
520-1595	CELL PHONE ALLOWANCE	126	125	125	125	125	125
520-1605	HEALTH INSURANCE	1,007	1,120	1,169	1,169	1,169	1,182
520-1610	WORKER'S COMPENSATION	75	60	57	57	57	38
520-1615	FICA EXPENSE	993	1,039	1,022	1,022	1,022	1,075
520-1625	LAGERS RETIREMENT EXPENSE	1,923	1,790	1,844	1,844	1,844	1,809
520-1630	COMMUTER EXPENSE	0	0	0	0	0	0
520-1635	DEFERRED COMP EXPENSE	302	301	301	301	301	301
520-1640	LIFE INSURANCE EXPENSE	27	27	28	28	28	29
520-1645	DENTAL INSURANCE	45	45	45	45	45	48
520-1650	DISABILITY INSURANCE-REG	41	42	43	43	43	45
*	PERSONNEL SERVICES	17,377	17,771	18,069	18,524	18,524	18,769
520-2050	OPERATIONAL SUPPLIES	90	0	50	50	166	100
520-2105	COMPUTER SUPPLIES	757	53	500	500	300	300
520-2108	COMPUTER PERIPHERALS	0	0	0	0	0	0
520-2120	GENERAL OFFICE SUPPLIES	547	123	500	500	300	300
520-2835	EQUIPMENT LEASE & RENTAL	497	0	0	0	0	0
520-2855	FACILITY RENT ALLOCATION	2,984	0	0	0	0	0
520-3015	TELEPHONE CHARGES	798	668	700	700	800	800
520-3115	FUEL,OIL,& DIESEL	356	315	400	400	300	300
520-3205	POSTAGE	121	39	100	100	50	50
520-4210	CENTRAL GARAGE REPAIRS	130	12	100	100	612	500
520-6005	TRAVEL EXPENSES	232	0	500	500	500	500
520-6010	CONFERENCES & SEMINARS	70	307	300	300	300	300
520-6105	DUES & MEMBERSHIPS	305	320	350	350	332	350
520-6110	PUBLICATIONS & SUBSCRIPT	911	275	500	500	300	300
*	OPERATIONAL SUPPLIES	7,798	2,112	4,000	4,000	3,960	3,800
520-7010	COPY SERVICES	3,586	4,242	3,500	3,500	3,500	3,500
520-7030	FEES & PERMITS	27	0	0	0	0	0
520-7305	LIABILITY INSURANCE	1,139	1,395	1,080	1,080	1,080	1,230
*	OTHER PURCHASES/SERVICES	4,752	5,637	4,580	4,580	4,580	4,730
520-8315	COMPUTER EQUIPMENT	0	0	1,000	1,000	892	850

CITY OF JOPLIN
PROPOSED BUDGET EXPENDITURES
FOR FISCAL YEAR 2019

ACCOUNT	ACCOUNT DESCRIPTION	FY 2016 ACTUAL EXPENSES	FY 2017 ACTUAL EXPENSES	FY 2018 BUDGETED EXPENSES	FY 2018 ADJ BUDGET EXPENSES	FY 2018 ESTIMATED EXPENSES	FY 2019 PROPOSED EXPENSES
FUND 001 GENERAL FUND							
DEPT 45 PUBLIC WORKS							
DIV 06 OPERATIONS							
*	CAPITAL OUTLAY & IMPROVE	0	0	1,000	1,000	892	850
**	OPERATIONS	29,927	25,520	27,649	28,104	27,956	28,149

CITY OF JOPLIN
PROPOSED BUDGET EXPENDITURES
FOR FISCAL YEAR 2019

ACCOUNT	ACCOUNT DESCRIPTION	FY 2016 ACTUAL EXPENSES	FY 2017 ACTUAL EXPENSES	FY 2018 BUDGETED EXPENSES	FY 2018 ADJ BUDGET EXPENSES	FY 2018 ESTIMATED EXPENSES	FY 2019 PROPOSED EXPENSES
FUND 001 GENERAL FUND							
DEPT 45 PUBLIC WORKS							
DIV 75 PUBLIC SAFETY TAX							
520-3005	ELECTRIC CHARGES	333,810	332,683	400,000	400,000	400,000	400,000
*	OPERATIONAL SUPPLIES	333,810	332,683	400,000	400,000	400,000	400,000
**	PUBLIC SAFETY TAX	333,810	332,683	400,000	400,000	400,000	400,000
***	PUBLIC WORKS	2,729,399	1,996,787	2,462,545	2,397,669	2,438,248	2,382,383


CITY OF JOPLIN
STATE OF MISSOURI
ADOPTED 1911

General Fund - Public Works

2018-2019 Department Staffing

Division	FTE	Position
Administration	1.00	Public Works Director
City Facility Maintenance	1.00	Building Maintenance Technician
	1.00	Custodian
City Hall Maintenance	1.00	Building Maintenance Supervisor
	1.00	Custodian
Engineering	1.00	Assistant Director of Public Works/Engr. Manager
	1.00	Civil Engineer II
	1.00	Civil Engineer I
	2.00	Construction Inspector
	4.00	Engineering Technician
	1.00	Land Surveyor
	1.00	Property Negotiator/Appraiser
	1.00	Engineering Assistant
	1.00	Senior Clerk
Operations	0.20	Assistant Director of Public Works/Operations
	18.20	**Total Full-Time FTE**

Division	P/T	Position
Engineering	0.10	Clerk (1 Shared Position)*
	0.10	**Total Part-Time FTE**
	18.30	**Total FTE**

*Part-Time Clerk position shared with Airport Fund.

General Fund - Public Works

Capital Expenditures

Division			
City Facility Maintenance	Replacement Carpet - Miscellaneous Areas	$	6,000
	Building Fire Alarm - Justice Center		15,000
	Replacement Windows - Justice Center		20,000
	Replacement Box Truck with 1-Ton Service Van		39,500
	Floor Scrubber		3,500
City Hall Maintenance	Replacement Carpet - 4th Floor		60,000
	Upgrade HVAC with Internet Based Intelliweb		12,000
	Replacement Walk-off Carpet - 1st Floor		5,000
	Replacement Camera with Hi-Definition Camera (3) Council Chamber		15,000
	ADA Opener - 6th Street Entrance		3,000
	Automated External Defibrillator (AED) - 1st Floor		2,000
Engineering	Replacement High-End Computer		1,750
Operations	Replacement Computer		850
		$	183,600

CITY OF JOPLIN
PROPOSED BUDGET EXPENDITURES
FOR FISCAL YEAR 2019

ACCOUNT	ACCOUNT DESCRIPTION	FY 2016 ACTUAL EXPENSES	FY 2017 ACTUAL EXPENSES	FY 2018 BUDGETED EXPENSES	FY 2018 ADJ BUDGET EXPENSES	FY 2018 ESTIMATED EXPENSES	FY 2019 PROPOSED EXPENSES
FUND 001	GENERAL FUND						
DEPT 55	POLICE						
DIV 01	ADMINISTRATION						
510-1010	REGULAR-FT	409,758	376,545	302,003	304,638	304,638	307,537
510-1020	OVERTIME-FT	2,893	3,201	2,750	2,750	2,750	2,750
510-1505	HOLIDAY PAY	13,570	12,939	0	0	0	0
510-1510	LONGEVITY PAY	11,285	9,524	8,771	8,771	8,771	8,338
510-1515	SPECIAL RESPONSE TEAM PAY	1,019	1,387	0	0	0	0
510-1520	VACATION PAY	40,681	22,879	0	0	0	0
510-1530	STANDBY PAY	1,262	4,051	2,600	2,600	2,600	2,600
510-1540	COMPENSATION TIME PAY	9,213	17,908	0	0	0	0
510-1550	CLOTHING ALLOWANCE	3,085	2,887	2,166	2,166	2,166	0
510-1565	SICK PAY	13,630	7,551	0	0	0	0
510-1570	FLOATING HOLIDAY PAY	4,351	3,623	0	0	0	0
510-1595	CELL PHONE ALLOWANCE	3,897	3,214	2,378	2,378	2,378	2,378
510-1605	HEALTH INSURANCE	77,294	70,295	41,837	41,837	41,837	48,713
510-1610	WORKER'S COMPENSATION	21,183	17,842	11,765	11,765	11,765	9,158
510-1615	FICA EXPENSE	9,286	8,706	6,990	6,990	6,990	6,574
510-1620	POLICE & FIRE PENSION EXP	137,146	120,817	79,902	79,902	79,902	86,960
510-1625	LAGERS RETIREMENT EXPENSE	5,266	4,885	5,431	5,431	5,431	5,136
510-1635	DEFERRED COMP EXPENSE	5,033	4,492	3,912	3,912	3,912	3,912
510-1640	LIFE INSURANCE EXPENSE	973	868	645	645	645	656
510-1645	DENTAL INSURANCE	3,956	3,104	1,787	1,787	1,787	2,265
510-1650	DISABILITY INSURANCE-REG	111	114	127	127	127	117
510-1755	STAFF HEALTH CLUB REIMB	170	120	0	0	0	0
*	PERSONNEL SERVICES	775,062	696,952	473,064	475,699	475,699	487,094
510-2010	WEARING APPAREL & ACCESS	0	268	500	500	500	500
510-2050	OPERATIONAL SUPPLIES	207	75	250	250	100	100
510-2120	GENERAL OFFICE SUPPLIES	214	100	250	250	100	100
510-2130	SMALL OFFICE FURNISHINGS	0	2,056	300	300	200	0
510-2205	FOOD & BEVERAGE SUPPLIES	253	274	300	300	100	100
510-3015	TELEPHONE CHARGES	2,943	2,052	2,000	2,000	1,800	1,800
510-3115	FUEL,OIL,& DIESEL	1,173	3,876	3,000	3,000	5,400	5,400
510-3205	POSTAGE	85	123	100	100	100	100
510-3210	FREIGHT & DELIVERY	54	53	100	100	50	50
510-4210	CENTRAL GARAGE REPAIRS	1,340	5,583	4,500	4,500	4,500	4,500
510-5010	CONSULTING FEES	4,065	4,745	4,800	4,800	4,800	4,800
510-5055	CONTRACTOR FEES	0	2,177	0	10,708	0	0
510-6005	TRAVEL EXPENSES	20,941	20,629	20,000	20,000	15,000	17,500
510-6010	CONFERENCES & SEMINARS	20,161	29,154	20,000	20,000	25,000	17,500
510-6105	DUES & MEMBERSHIPS	2,222	1,967	2,000	2,000	2,257	2,000
510-6110	PUBLICATIONS & SUBSCRIPT	342	528	350	350	369	350
510-6115	EDUCATIONAL MATERIALS	22	2,228	500	500	0	500
*	OPERATIONAL SUPPLIES	54,022	75,888	58,950	69,658	60,276	55,300

CITY OF JOPLIN
PROPOSED BUDGET EXPENDITURES
FOR FISCAL YEAR 2019

ACCOUNT	ACCOUNT DESCRIPTION	FY 2016 ACTUAL EXPENSES	FY 2017 ACTUAL EXPENSES	FY 2018 BUDGETED EXPENSES	FY 2018 ADJ BUDGET EXPENSES	FY 2018 ESTIMATED EXPENSES	FY 2019 PROPOSED EXPENSES
FUND 001 GENERAL FUND							
DEPT 55 POLICE							
DIV 01 ADMINISTRATION							
510-7005	PRINTING SERVICES	66	0	100	100	50	50
510-7030	FEES & PERMITS	346	141	250	250	250	250
510-7305	LIABILITY INSURANCE	14,506	19,091	14,786	14,786	14,786	17,250
510-7476	JOINT DRUG TASK FORCE	4,000	4,000	4,000	4,000	4,000	4,000
*	OTHER PURCHASES/SERVICES	18,918	23,232	19,136	19,136	19,086	21,550
510-8310	FURNISHINGS	0	1,544	0	0	0	0
510-8315	COMPUTER EQUIPMENT	0	839	1,000	1,000	892	3,550
*	CAPITAL OUTLAY & IMPROVE	0	2,383	1,000	1,000	892	3,550
**	ADMINISTRATION	848,002	798,455	552,150	565,493	555,953	567,494

CITY OF JOPLIN
PROPOSED BUDGET EXPENDITURES
FOR FISCAL YEAR 2019

ACCOUNT	ACCOUNT DESCRIPTION	FY 2016 ACTUAL EXPENSES	FY 2017 ACTUAL EXPENSES	FY 2018 BUDGETED EXPENSES	FY 2018 ADJ BUDGET EXPENSES	FY 2018 ESTIMATED EXPENSES	FY 2019 PROPOSED EXPENSES
FUND 001	GENERAL FUND						
DEPT 55	POLICE						
DIV 02	UNIFORM OPERATIONS						
510-1010	REGULAR-FT	1,134,491	1,244,333	1,513,203	1,515,730	1,519,432	1,582,224
510-1020	OVERTIME-FT	33,440	26,247	24,000	24,000	24,000	20,000
510-1110	REGULAR-PT	345	1,009	10,000	10,000	10,000	10,000
510-1210	REGULAR-SEAS	33,726	33,271	0	0	33,500	33,500
510-1505	HOLIDAY PAY	37,188	40,878	0	0	0	0
510-1510	LONGEVITY PAY	13,253	12,350	20,190	20,190	20,190	18,546
510-1515	SPECIAL RESPONSE TEAM PAY	9,383	10,899	15,345	15,345	15,345	12,637
510-1520	VACATION PAY	53,258	57,067	0	0	0	0
510-1530	STANDBY PAY	11,227	16,559	16,500	16,500	16,500	10,000
510-1540	COMPENSATION TIME PAY	46,870	51,398	0	0	0	0
510-1550	CLOTHING ALLOWANCE	783	685	542	542	542	0
510-1565	SICK PAY	29,254	40,388	0	0	0	0
510-1570	FLOATING HOLIDAY PAY	9,520	9,826	0	0	0	0
510-1595	CELL PHONE ALLOWANCE	3,908	4,113	4,256	4,256	4,256	4,256
510-1605	HEALTH INSURANCE	248,963	299,365	347,782	347,782	347,782	326,807
510-1610	WORKER'S COMPENSATION	61,820	62,375	64,954	64,954	64,954	53,598
510-1615	FICA EXPENSE	24,116	26,003	25,172	25,172	25,172	29,388
510-1620	POLICE & FIRE PENSION EXP	397,342	427,739	449,021	449,021	449,021	497,404
510-1625	LAGERS RETIREMENT EXPENSE	5,302	4,915	5,051	5,051	5,051	4,741
510-1635	DEFERRED COMP EXPENSE	1,509	1,567	1,504	1,504	1,504	1,504
510-1640	LIFE INSURANCE EXPENSE	2,550	2,855	3,236	3,236	3,236	3,377
510-1645	DENTAL INSURANCE	11,200	13,230	15,048	15,048	15,048	14,568
510-1650	DISABILITY INSURANCE-REG	111	114	117	117	117	117
510-1755	STAFF HEALTH CLUB REIMB	57	70	0	0	0	0
510-1996	P&F PENSION ONE TIME EXP	0	0	0	0	0	0
*	PERSONNEL SERVICES	2,169,616	2,387,256	2,515,921	2,518,448	2,555,650	2,622,667
510-2010	WEARING APPAREL & ACCESS	20,641	24,422	22,500	22,500	20,000	38,100
510-2020	MOTOR VEHICLE SUPPLIES	656	718	1,000	1,000	600	600
510-2030	MAINTENANCE SUPPLIES	469	181	500	500	313	300
510-2050	OPERATIONAL SUPPLIES	9,123	11,518	31,500	31,500	31,500	18,500
510-2108	COMPUTER PERIPHERALS	92	117	100	100	100	100
510-2120	GENERAL OFFICE SUPPLIES	518	639	750	750	600	600
510-2130	SMALL OFFICE FURNISHINGS	389	0	0	0	0	0
510-2205	FOOD & BEVERAGE SUPPLIES	495	384	400	400	100	100
510-2605	CHEMICAL & LABORATORY SUP	330	352	500	500	350	350
510-2730	K-9 PATROL SUPPLIES	17,438	8,812	10,500	10,500	8,600	11,600
510-2750	SRT OPERATIONAL SUPPLIES	37,332	14,201	18,500	18,500	10,000	10,000
510-3015	TELEPHONE CHARGES	21,414	12,740	14,000	14,000	5,500	5,500
510-3105	CELLULAR TELEPHONE	559	469	570	570	570	570
510-3115	FUEL,OIL,& DIESEL	91,181	98,513	103,000	103,000	118,000	94,800
510-3205	POSTAGE	0	33	50	50	25	25
510-3210	FREIGHT & DELIVERY	211	322	250	250	250	250

CITY OF JOPLIN
PROPOSED BUDGET EXPENDITURES
FOR FISCAL YEAR 2019

ACCOUNT	ACCOUNT DESCRIPTION	FY 2016 ACTUAL EXPENSES	FY 2017 ACTUAL EXPENSES	FY 2018 BUDGETED EXPENSES	FY 2018 ADJ BUDGET EXPENSES	FY 2018 ESTIMATED EXPENSES	FY 2019 PROPOSED EXPENSES
FUND 001 GENERAL FUND							
DEPT 55 POLICE							
DIV 02 UNIFORM OPERATIONS							
510-4210	CENTRAL GARAGE REPAIRS	164,778	237,256	134,000	134,000	150,000	100,000
510-4215	OTHER VEHICLE REPAIRS	125	0	150	150	0	0
510-4220	VEHICLE CLEANING	400	394	400	400	400	400
510-6005	TRAVEL EXPENSES	596-	438	0	0	0	0
510-6010	CONFERENCES & SEMINARS	175-	1,750	0	0	0	0
510-6015	SRT TRAVEL EXPENSES	2,921	614	2,000	2,000	1,000	2,000
510-6020	SRT CONFERENCES & SEMINAR	998	0	1,700	1,700	3,735	1,700
510-6025	K-9 TRAVEL EXPENSES	4,587	4,424	3,000	3,000	3,000	3,000
510-6030	K-9 CONFERENCES & SEMINAR	780	2,125	2,500	2,500	2,500	2,500
510-6105	DUES & MEMBERSHIPS	891	717	800	800	700	700
510-6110	PUBLICATIONS & SUBSCRIPT	297	0	300	300	0	0
*	OPERATIONAL SUPPLIES	375,854	421,139	348,970	348,970	357,843	291,695
510-7005	PRINTING SERVICES	475	259	1,300	1,300	500	500
510-7010	COPY SERVICES	1,290	1,700	2,500	2,500	1,600	1,600
510-7030	FEES & PERMITS	3,634	5,012	4,000	4,000	4,500	4,500
510-7305	LIABILITY INSURANCE	53,923	71,218	57,973	57,973	57,973	78,490
*	OTHER PURCHASES/SERVICES	59,322	78,189	65,773	65,773	64,573	85,090
510-8210	MOTOR VEHICLES	27,243	111,827	113,500	173,212	161,349	90,300
510-8220	OPERATING EQUIPMENT	18,243	84,139	70,250	121,297	93,628	74,750
510-8315	COMPUTER EQUIPMENT	0	8,774	0	0	0	1,700
*	CAPITAL OUTLAY & IMPROVE	45,486	204,740	183,750	294,509	254,977	166,750
**	UNIFORM OPERATIONS	2,650,278	3,091,324	3,114,414	3,227,700	3,233,043	3,166,202

CITY OF JOPLIN
PROPOSED BUDGET EXPENDITURES
FOR FISCAL YEAR 2019

ACCOUNT	ACCOUNT DESCRIPTION	FY 2016 ACTUAL EXPENSES	FY 2017 ACTUAL EXPENSES	FY 2018 BUDGETED EXPENSES	FY 2018 ADJ BUDGET EXPENSES	FY 2018 ESTIMATED EXPENSES	FY 2019 PROPOSED EXPENSES
FUND 001	GENERAL FUND						
DEPT 55	POLICE						
DIV 03	INVESTIGATIONS						
510-1010	REGULAR-FT	735,406	652,459	900,296	906,063	906,063	937,107
510-1020	OVERTIME-FT	42,474	32,604	25,000	25,000	25,000	20,000
510-1110	REGULAR-PT	0	0	0	0	0	0
510-1505	HOLIDAY PAY	23,019	19,875	0	0	0	0
510-1510	LONGEVITY PAY	12,116	10,740	13,186	13,186	13,186	13,624
510-1515	SPECIAL RESPONSE TEAM PAY	8,493	5,327	5,416	5,416	5,416	6,319
510-1520	VACATION PAY	35,625	43,401	0	0	0	0
510-1530	STANDBY PAY	35,583	26,952	25,000	25,000	25,000	25,000
510-1540	COMPENSATION TIME PAY	18,292	34,687	0	0	0	0
510-1550	CLOTHING ALLOWANCE	8,038	7,295	9,000	9,000	9,000	0
510-1565	SICK PAY	21,512	15,272	0	0	0	0
510-1570	FLOATING HOLIDAY PAY	5,489	5,376	0	0	0	0
510-1595	CELL PHONE ALLOWANCE	7,855	6,782	9,000	9,000	9,000	9,000
510-1605	HEALTH INSURANCE	170,270	161,009	180,261	180,261	180,261	180,261
510-1610	WORKER'S COMPENSATION	38,627	31,489	38,262	38,262	38,262	29,304
510-1615	FICA EXPENSE	16,421	15,825	17,613	17,613	17,613	17,896
510-1620	POLICE & FIRE PENSION EXP	254,372	222,081	260,641	260,641	260,641	288,580
510-1625	LAGERS RETIREMENT EXPENSE	9,241	9,230	9,242	9,242	9,242	8,921
510-1635	DEFERRED COMP EXPENSE	1,571	1,505	1,504	1,504	1,504	1,504
510-1640	LIFE INSURANCE EXPENSE	1,528	1,372	1,928	1,928	1,928	2,003
510-1645	DENTAL INSURANCE	9,179	7,815	9,476	9,476	9,476	10,490
510-1650	DISABILITY INSURANCE-REG	205	214	218	218	218	224
510-1755	STAFF HEALTH CLUB REIMB	180	150	0	0	0	0
*	PERSONNEL SERVICES	1,455,496	1,311,460	1,506,043	1,511,810	1,511,810	1,550,233
510-2010	WEARING APPAREL & ACCESS	1,839	5,284	5,350	5,469	5,350	5,350
510-2050	OPERATIONAL SUPPLIES	7,777	6,201	5,500	5,500	5,500	5,500
510-2108	COMPUTER PERIPHERALS	1,348	724	1,350	1,350	1,350	1,000
510-2110	COMPUTER SOFTWARE	4,000	4,000	4,640	4,640	0	0
510-2120	GENERAL OFFICE SUPPLIES	2,215	1,593	2,200	2,200	1,700	1,700
510-2125	SMALL OFFICE EQUIPMENT	0	0	2,400	2,400	2,399	2,400
510-2130	SMALL OFFICE FURNISHINGS	1,666	0	1,000	1,000	999	1,000
510-2205	FOOD & BEVERAGE SUPPLIES	872	1,192	1,000	1,000	1,000	1,000
510-2605	CHEMICAL & LABORATORY SUP	1,972	1,927	2,000	2,000	2,000	2,000
510-2835	EQUIPMENT LEASE & RENTAL	8,000	13,361	19,200	19,200	17,020	0
510-3015	TELEPHONE CHARGES	9,333	6,695	6,000	6,000	8,500	8,500
510-3115	FUEL,OIL,& DIESEL	17,308	21,394	20,000	20,000	27,000	27,000
510-3205	POSTAGE	172	235	500	500	250	250
510-3210	FREIGHT & DELIVERY	927	1,675	1,500	1,500	1,700	1,700
510-4105	PROPERTY REPAIRS & MAINT	19	0	0	0	0	0
510-4210	CENTRAL GARAGE REPAIRS	22,528	43,926	15,500	15,500	30,000	20,000
510-5050	LAB SERVICES	394	688	1,500	1,500	1,500	1,500
510-5055	CONTRACTOR FEES	0	0	0	663	0	0

CITY OF JOPLIN
PROPOSED BUDGET EXPENDITURES
FOR FISCAL YEAR 2019

ACCOUNT	ACCOUNT DESCRIPTION	FY 2016 ACTUAL EXPENSES	FY 2017 ACTUAL EXPENSES	FY 2018 BUDGETED EXPENSES	FY 2018 ADJ BUDGET EXPENSES	FY 2018 ESTIMATED EXPENSES	FY 2019 PROPOSED EXPENSES
FUND 001 GENERAL FUND							
DEPT 55 POLICE							
DIV 03 INVESTIGATIONS							
510-5265	MAINTENANCE CONTRACTS/AGR	1,500	1,751	1,650	1,650	1,750	1,750
510-5270	INTERPRETER SERVICES	0	0	500	500	0	0
510-6005	TRAVEL EXPENSES	0	169-	0	0	0	0
510-6105	DUES & MEMBERSHIPS	9,549	7,448	9,600	9,600	8,100	8,100
*	OPERATIONAL SUPPLIES	91,419	117,925	101,390	102,172	116,118	88,750
510-7005	PRINTING SERVICES	188	150	300	300	150	150
510-7010	COPY SERVICES	3,204	4,564	5,300	5,300	5,100	5,100
510-7030	FEES & PERMITS	857	1,070	900	900	900	900
510-7305	LIABILITY INSURANCE	34,754	45,313	36,561	36,561	36,561	45,719
*	OTHER PURCHASES/SERVICES	39,003	51,097	43,061	43,061	42,711	51,869
510-8210	MOTOR VEHICLES	0	50,709	26,570	52,806	52,806	25,700
510-8220	OPERATING EQUIPMENT	0	18,103	0	0	0	0
510-8315	COMPUTER EQUIPMENT	0	1,255	4,250	4,250	4,163	11,900
*	CAPITAL OUTLAY & IMPROVE	0	70,067	30,820	57,056	56,969	37,600
**	INVESTIGATIONS	1,585,918	1,550,549	1,681,314	1,714,099	1,727,608	1,728,452

CITY OF JOPLIN
PROPOSED BUDGET EXPENDITURES
FOR FISCAL YEAR 2019

ACCOUNT	ACCOUNT DESCRIPTION	FY 2016 ACTUAL EXPENSES	FY 2017 ACTUAL EXPENSES	FY 2018 BUDGETED EXPENSES	FY 2018 ADJ BUDGET EXPENSES	FY 2018 ESTIMATED EXPENSES	FY 2019 PROPOSED EXPENSES
FUND 001	GENERAL FUND						
DEPT 55	POLICE						
DIV 04	PROFESSIONAL STANDARDS						
510-1010	REGULAR-FT	151,977	130,707	330,385	332,735	332,735	325,736
510-1020	OVERTIME-FT	465	0	0	0	0	0
510-1110	REGULAR-PT	20,432	0	0	0	0	0
510-1505	HOLIDAY PAY	5,599	4,882	0	0	0	0
510-1510	LONGEVITY PAY	4,182	2,986	5,914	5,914	5,914	4,757
510-1515	SPECIAL RESPONSE TEAM PAY	0	0	1,805	1,805	1,805	0
510-1520	VACATION PAY	11,062	14,698	0	0	0	0
510-1530	STANDBY PAY	71	0	0	0	0	0
510-1540	COMPENSATION TIME PAY	1,317	871	0	0	0	0
510-1550	CLOTHING ALLOWANCE	72	333	542	542	542	0
510-1565	SICK PAY	9,082	4,808	0	0	0	0
510-1570	FLOATING HOLIDAY PAY	1,676	1,707	0	0	0	0
510-1575	CITIZENSHIP LEAVE PAY	0	0	0	0	0	0
510-1595	CELL PHONE ALLOWANCE	706	385	1,252	1,252	1,252	1,252
510-1605	HEALTH INSURANCE	45,335	42,004	90,451	90,451	90,451	85,130
510-1610	WORKER'S COMPENSATION	1,704	1,796	9,273	9,273	9,273	6,811
510-1615	FICA EXPENSE	13,182	8,854	11,559	11,559	11,559	12,201
510-1620	POLICE & FIRE PENSION EXP	7,785	12,134	62,624	62,624	62,624	63,249
510-1625	LAGERS RETIREMENT EXPENSE	26,650	15,698	16,542	16,542	16,542	16,036
510-1635	DEFERRED COMP EXPENSE	201	924	1,504	1,504	1,504	1,504
510-1640	LIFE INSURANCE EXPENSE	430	301	706	706	706	696
510-1645	DENTAL INSURANCE	2,849	1,919	3,454	3,454	3,454	3,936
510-1650	DISABILITY INSURANCE-REG	578	372	390	390	390	406
510-1755	STAFF HEALTH CLUB REIMB	100	110	0	0	0	0
*	PERSONNEL SERVICES	305,455	245,489	536,401	538,751	538,751	521,714
510-2010	WEARING APPAREL & ACCESS	0	0	750	750	750	750
510-2050	OPERATIONAL SUPPLIES	663	691	500	500	750	750
510-2105	COMPUTER SUPPLIES	3,244	5,728	4,000	4,000	3,500	3,500
510-2110	COMPUTER SOFTWARE	1,980	1,560	6,400	6,400	0	0
510-2120	GENERAL OFFICE SUPPLIES	1,666	660	1,200	1,200	750	750
510-2130	SMALL OFFICE FURNISHINGS	0	441	500	500	500	500
510-2765	FIRING RANGE OPERATIONAL	15,790	42,489	20,000	30,715	30,715	20,000
510-3015	TELEPHONE CHARGES	8,530	5,437	5,600	5,600	3,500	3,500
510-3115	FUEL,OIL,& DIESEL	615	638	700	700	500	500
510-3205	POSTAGE	1,644	1,468	1,600	1,600	1,200	1,200
510-3210	FREIGHT & DELIVERY	199	261	200	200	200	200
510-4210	CENTRAL GARAGE REPAIRS	352	119	250	250	250	250
510-5055	CONTRACTOR FEES	0	0	2,625	2,625	0	0
510-5265	MAINTENANCE CONTRACTS/AGR	1,188	1,188	1,200	1,200	1,200	1,200
510-6005	TRAVEL EXPENSES	20-	0	0	0	0	0
510-6035	FIRING RANGE TRAVEL EXPEN	768	572	900	900	900	900
510-6040	FIRING RANGE CONFERENCE/S	1,690	1,930	1,700	1,700	1,700	1,700

CITY OF JOPLIN
PROPOSED BUDGET EXPENDITURES
FOR FISCAL YEAR 2019

ACCOUNT	ACCOUNT DESCRIPTION	FY 2016 ACTUAL EXPENSES	FY 2017 ACTUAL EXPENSES	FY 2018 BUDGETED EXPENSES	FY 2018 ADJ BUDGET EXPENSES	FY 2018 ESTIMATED EXPENSES	FY 2019 PROPOSED EXPENSES
FUND 001 GENERAL FUND							
DEPT 55 POLICE							
DIV 04 PROFESSIONAL STANDARDS							
510-6105	DUES & MEMBERSHIPS	191	697	350	350	350	350
*	OPERATIONAL SUPPLIES	38,500	63,879	48,475	59,190	46,765	36,050
510-7005	PRINTING SERVICES	55	2,073	1,100	1,100	300	2,100
510-7010	COPY SERVICES	6,097	6,180	6,000	6,000	6,000	6,000
510-7030	FEES & PERMITS	5,119	3,256	5,500	5,500	3,250	3,250
510-7305	LIABILITY INSURANCE	10,105	12,296	7,771	7,771	7,771	11,876
*	OTHER PURCHASES/SERVICES	21,376	23,805	20,371	20,371	17,321	23,226
510-8010	BUILDING IMPROVEMENTS	0	0	0	0	0	0
510-8220	OPERATING EQUIPMENT	0	21	0	0	0	7,500
510-8315	COMPUTER EQUIPMENT	0	5,432	1,700	1,700	1,665	25,130
*	CAPITAL OUTLAY & IMPROVE	0	5,453	1,700	1,700	1,665	32,630
510-9997	EMERG COMMUNICATION	1,020,631	1,473,351	1,337,900	1,337,900	1,337,900	1,167,900
*	OTHER FINANCING USES	1,020,631	1,473,351	1,337,900	1,337,900	1,337,900	1,167,900
**	PROFESSIONAL STANDARDS	1,385,962	1,811,977	1,944,847	1,957,912	1,942,402	1,781,520

CITY OF JOPLIN
PROPOSED BUDGET EXPENDITURES
FOR FISCAL YEAR 2019

ACCOUNT	ACCOUNT DESCRIPTION	FY 2016 ACTUAL EXPENSES	FY 2017 ACTUAL EXPENSES	FY 2018 BUDGETED EXPENSES	FY 2018 ADJ BUDGET EXPENSES	FY 2018 ESTIMATED EXPENSES	FY 2019 PROPOSED EXPENSES
FUND 001 GENERAL FUND							
DEPT 55 POLICE							
DIV 05 DRUG FORFEITURE							
510-7050	UNDERCOVER OPER/DRUG BUY	1,983	1,113	15,000	15,000	10,000	10,000
*	OTHER PURCHASES/SERVICES	1,983	1,113	15,000	15,000	10,000	10,000
**	DRUG FORFEITURE	1,983	1,113	15,000	15,000	10,000	10,000

CITY OF JOPLIN
PROPOSED BUDGET EXPENDITURES
FOR FISCAL YEAR 2019

ACCOUNT	ACCOUNT DESCRIPTION	FY 2016 ACTUAL EXPENSES	FY 2017 ACTUAL EXPENSES	FY 2018 BUDGETED EXPENSES	FY 2018 ADJ BUDGET EXPENSES	FY 2018 ESTIMATED EXPENSES	FY 2019 PROPOSED EXPENSES
FUND 001	GENERAL FUND						
DEPT 55	POLICE						
DIV 07	JAIL SERVICES						
510-1010	REGULAR-FT	426,576	425,655	460,411	465,371	465,371	481,397
510-1020	OVERTIME-FT	15,348	17,212	15,000	15,000	15,000	15,000
510-1110	REGULAR-PT	50,372	43,060	50,070	50,070	50,070	50,070
510-1120	OVERTIME-PT	2,028	1,914	1,000	1,000	1,000	1,000
510-1505	HOLIDAY PAY	14,570	14,940	0	0	0	0
510-1510	LONGEVITY PAY	920	1,105	1,096	1,096	1,096	2,406
510-1520	VACATION PAY	19,233	18,254	0	0	0	0
510-1530	STANDBY PAY	66	0	0	0	0	0
510-1540	COMPENSATION TIME PAY	2,238	5,914	0	0	0	0
510-1545	CARE LEAVE PAY	0	11,747	0	0	0	0
510-1565	SICK PAY	16,862	14,561	0	0	0	0
510-1570	FLOATING HOLIDAY PAY	4,332	4,237	0	0	0	0
510-1595	CELL PHONE ALLOWANCE	628	626	626	626	626	626
510-1605	HEALTH INSURANCE	123,752	125,202	131,821	131,821	131,821	120,603
510-1610	WORKER'S COMPENSATION	1,424	1,311	1,173	1,173	1,173	906
510-1615	FICA EXPENSE	37,045	37,530	33,032	33,032	33,032	35,529
510-1620	POLICE & FIRE PENSION EXP	13,844	14,077	14,450	14,450	14,450	16,551
510-1625	LAGERS RETIREMENT EXPENSE	59,243	50,667	58,011	58,011	58,011	56,560
510-1635	DEFERRED COMP EXPENSE	1,509	1,505	1,504	1,504	1,504	1,504
510-1640	LIFE INSURANCE EXPENSE	947	974	987	987	987	1,033
510-1645	DENTAL INSURANCE	5,349	5,506	5,572	5,572	5,572	5,252
510-1650	DISABILITY INSURANCE-REG	1,312	1,344	1,398	1,398	1,398	1,406
510-1755	STAFF HEALTH CLUB REIMB	130	60	0	0	0	0
*	PERSONNEL SERVICES	797,728	797,401	776,151	781,111	781,111	789,843
510-2010	WEARING APPAREL & ACCESS	6,970	7,468	7,000	7,000	7,000	7,000
510-2015	JANITORIAL SUPPLIES	8,690	6,434	9,000	9,000	9,000	9,000
510-2030	MAINTENANCE SUPPLIES	705	948	750	1,850	1,850	750
510-2050	OPERATIONAL SUPPLIES	21,208	24,608	25,000	26,676	24,000	24,000
510-2108	COMPUTER PERIPHERALS	0	0	0	0	0	0
510-2130	SMALL OFFICE FURNISHINGS	0	1,137	1,000	1,000	1,000	1,000
510-2205	FOOD & BEVERAGE SUPPLIES	90,284	92,451	90,500	90,500	88,000	88,000
510-3015	TELEPHONE CHARGES	2,939	2,120	2,100	2,100	3,000	3,000
510-3025	CABLE CHARGES	200	343	400	400	400	400
510-3115	FUEL,OIL,& DIESEL	1,264	973	1,000	1,000	1,400	1,400
510-3205	POSTAGE	585	394	600	600	500	500
510-4105	PROPERTY REPAIRS & MAINT	0	0	0	0	0	0
510-4210	CENTRAL GARAGE REPAIRS	133	2,962	500	500	2,000	2,000
510-5055	CONTRACTOR FEES	42,656	46,611	45,700	45,700	47,500	48,500
510-5056	MENTAL HEALTH DIVERSION	133,013	68,473	0	0	0	0
510-5095	ELECTRONIC MONITORING FEE	2,698	2,315	2,200	2,200	2,500	2,500
510-5096	CALLING CARD PROGRAM	1,911	3,996	3,000	3,000	2,500	2,500
510-5175	COMMISSARY PRODUCTS	3,758	4,745	3,000	3,000	2,200	2,200

CITY OF JOPLIN
PROPOSED BUDGET EXPENDITURES
FOR FISCAL YEAR 2019

ACCOUNT	ACCOUNT DESCRIPTION	FY 2016 ACTUAL EXPENSES	FY 2017 ACTUAL EXPENSES	FY 2018 BUDGETED EXPENSES	FY 2018 ADJ BUDGET EXPENSES	FY 2018 ESTIMATED EXPENSES	FY 2019 PROPOSED EXPENSES
FUND 001 GENERAL FUND							
DEPT 55 POLICE							
DIV 07 JAIL SERVICES							
510-5270	INTERPRETER SERVICES	0	0	0	0	250	250
510-6005	TRAVEL EXPENSES	3,942	1,731	4,000	4,000	4,000	4,000
510-6010	CONFERENCES & SEMINARS	1,794	2,290	2,000	2,000	2,000	1,500
510-6105	DUES & MEMBERSHIPS	266	404	150	150	400	400
510-6110	PUBLICATIONS & SUBSCRIPT	149	180	0	0	0	0
*	OPERATIONAL SUPPLIES	323,165	270,583	197,900	200,676	199,500	198,900
510-7010	COPY SERVICES	2,451	3,568	3,300	3,300	5,200	5,200
510-7030	FEES & PERMITS	12	25	0	0	50	50
510-7305	LIABILITY INSURANCE	23,642	28,329	21,999	21,999	21,999	25,380
*	OTHER PURCHASES/SERVICES	26,105	31,922	25,299	25,299	27,249	30,630
510-8210	MOTOR VEHICLES	0	0	0	0	0	0
510-8220	OPERATING EQUIPMENT	0	8,451	3,100	3,100	3,072	9,000
510-8315	COMPUTER EQUIPMENT	0	1,671	0	0	0	2,550
*	CAPITAL OUTLAY & IMPROVE	0	10,122	3,100	3,100	3,072	11,550
**	JAIL SERVICES	1,146,998	1,110,028	1,002,450	1,010,186	1,010,932	1,030,923

CITY OF JOPLIN
PROPOSED BUDGET EXPENDITURES
FOR FISCAL YEAR 2019

ACCOUNT	ACCOUNT DESCRIPTION	FY 2016 ACTUAL EXPENSES	FY 2017 ACTUAL EXPENSES	FY 2018 BUDGETED EXPENSES	FY 2018 ADJ BUDGET EXPENSES	FY 2018 ESTIMATED EXPENSES	FY 2019 PROPOSED EXPENSES
FUND 001	GENERAL FUND						
DEPT 55	POLICE						
DIV 08	SPECIAL SERVICES						
510-1010	REGULAR-FT	706,599	669,576	410,542	414,992	414,992	433,966
510-1020	OVERTIME-FT	12,010	17,564	5,000	5,000	5,000	5,000
510-1110	REGULAR-PT	0	0	0	0	0	0
510-1210	REGULAR-SEAS	0	0	33,500	33,500	0	0
510-1505	HOLIDAY PAY	22,740	21,859	0	0	0	0
510-1510	LONGEVITY PAY	11,510	12,652	10,925	10,925	10,925	12,270
510-1515	SPECIAL RESPONSE TEAM PAY	2,306	735	0	0	0	1,805
510-1520	VACATION PAY	31,852	38,617	0	0	0	0
510-1530	STANDBY PAY	6,025	6,652	2,000	2,000	2,000	2,000
510-1540	COMPENSATION TIME PAY	14,767	17,326	0	0	0	0
510-1550	CLOTHING ALLOWANCE	622	882	1,083	1,083	1,083	0
510-1565	SICK PAY	29,870	15,730	0	0	0	0
510-1570	FLOATING HOLIDAY PAY	5,622	5,446	0	0	0	0
510-1595	CELL PHONE ALLOWANCE	2,667	2,816	2,503	2,503	2,503	2,691
510-1605	HEALTH INSURANCE	173,738	163,624	103,071	103,071	103,071	91,514
510-1610	WORKER'S COMPENSATION	36,170	32,898	19,543	19,543	19,543	14,693
510-1615	FICA EXPENSE	12,573	10,984	8,922	8,922	8,922	6,184
510-1620	POLICE & FIRE PENSION EXP	237,738	230,125	123,955	123,955	123,955	140,927
510-1625	LAGERS RETIREMENT EXPENSE	3,664	5	0	0	0	0
510-1635	DEFERRED COMP EXPENSE	1,571	1,505	1,504	1,504	1,504	1,504
510-1640	LIFE INSURANCE EXPENSE	1,634	1,456	878	878	878	928
510-1645	DENTAL INSURANCE	8,424	7,232	4,116	4,116	4,116	4,289
510-1650	DISABILITY INSURANCE-REG	81	0	0	0	0	0
510-1755	STAFF HEALTH CLUB REIMB	13	10	0	0	0	0
*	PERSONNEL SERVICES	1,322,196	1,257,694	727,542	731,992	698,492	717,771
510-2010	WEARING APPAREL & ACCESS	1,064	668	500	500	500	500
510-2015	JANITORIAL SUPPLIES	991	260	250	250	250	0
510-2030	MAINTENANCE SUPPLIES	530	761	250	250	250	0
510-2050	OPERATIONAL SUPPLIES	3,702	4,006	1,500	1,500	1,200	1,200
510-2108	COMPUTER PERIPHERALS	0	0	0	0	0	0
510-2110	COMPUTER SOFTWARE	899	1,050	1,050	1,050	1,050	1,050
510-2120	GENERAL OFFICE SUPPLIES	1,055	999	250	250	250	150
510-2130	SMALL OFFICE FURNISHINGS	0	0	500	500	0	0
510-2205	FOOD & BEVERAGE SUPPLIES	1,240	1,101	1,500	1,500	1,100	1,100
510-2735	DARE SUPPLIES	3,462	3,619	3,500	3,500	3,500	3,500
510-2755	EXPLORERS TRAVEL	0	0	3,000	3,000	0	0
510-2760	EXPLORERS WEARING APPAREL	1,286	1,387	1,500	1,500	1,500	1,500
510-2805	PROMOTIONAL MATERIALS	481	85	500	500	500	500
510-2810	CONVENTIONS & TRADE SHOWS	535	575	575	575	575	575
510-2835	EQUIPMENT LEASE & RENTAL	13,200	13,200	3,950	3,950	3,950	0
510-3005	ELECTRIC CHARGES	4,472	2,843	4,500	4,500	3,000	0
510-3010	GAS CHARGES	457	1,217	500	500	1,000	0

CITY OF JOPLIN
PROPOSED BUDGET EXPENDITURES
FOR FISCAL YEAR 2019

ACCOUNT	ACCOUNT DESCRIPTION	FY 2016 ACTUAL EXPENSES	FY 2017 ACTUAL EXPENSES	FY 2018 BUDGETED EXPENSES	FY 2018 ADJ BUDGET EXPENSES	FY 2018 ESTIMATED EXPENSES	FY 2019 PROPOSED EXPENSES
FUND 001 GENERAL FUND							
DEPT 55 POLICE							
DIV 08 SPECIAL SERVICES							
510-3015	TELEPHONE CHARGES	3,689	2,991	2,600	2,600	3,600	0
510-3020	WATER CHARGES	607	340	300	300	350	0
510-3030	WASTEWATER CHARGES	424	368	350	350	350	0
510-3035	SANITATION CHARGES	130	130	130	130	130	0
510-3115	FUEL,OIL,& DIESEL	16,804	15,949	7,000	7,000	18,000	18,000
510-3125	PEST CONTROL	420	385	420	420	420	0
510-3205	POSTAGE	0	41	0	0	0	0
510-3210	FREIGHT & DELIVERY	150	0	50	50	0	0
510-4125	GENERAL EQUIPMENT REPAIRS	1,932	2,059	2,000	2,000	2,000	2,000
510-4210	CENTRAL GARAGE REPAIRS	22,425	27,720	8,500	8,500	15,000	10,000
510-6105	DUES & MEMBERSHIPS	16	0	50	50	0	0
*	OPERATIONAL SUPPLIES	79,971	81,754	45,225	45,225	58,475	40,075
510-7005	PRINTING SERVICES	30	0	50	50	50	50
510-7010	COPY SERVICES	2,535	900	1,200	1,200	350	0
510-7030	FEES & PERMITS	349	65	150	150	100	100
510-7305	LIABILITY INSURANCE	33,447	38,504	30,247	30,247	30,247	33,519
*	OTHER PURCHASES/SERVICES	36,361	39,469	31,647	31,647	30,747	33,669
510-8210	MOTOR VEHICLES	26,860	0	0	21,927	23,683	0
510-8220	OPERATING EQUIPMENT	0	7,009	5,500	17,951	16,130	0
510-8315	COMPUTER EQUIPMENT	0	8,774	2,000	2,000	1,783	2,000
*	CAPITAL OUTLAY & IMPROVE	26,860	15,783	7,500	41,878	41,596	2,000
**	SPECIAL SERVICES	1,465,388	1,394,700	811,914	850,742	829,310	793,515

CITY OF JOPLIN
PROPOSED BUDGET EXPENDITURES
FOR FISCAL YEAR 2019

ACCOUNT	ACCOUNT DESCRIPTION	FY 2016 ACTUAL EXPENSES	FY 2017 ACTUAL EXPENSES	FY 2018 BUDGETED EXPENSES	FY 2018 ADJ BUDGET EXPENSES	FY 2018 ESTIMATED EXPENSES	FY 2019 PROPOSED EXPENSES
FUND 001	GENERAL FUND						
DEPT 55	POLICE						
DIV 75	PUBLIC SAFETY TAX						
510-1010	REGULAR-FT	886,298	892,198	1,070,172	1,083,567	1,083,567	1,129,980
510-1020	OVERTIME-FT	22,543	21,768	20,000	20,000	20,000	20,000
510-1505	HOLIDAY PAY	28,377	28,423	0	0	0	0
510-1510	LONGEVITY PAY	4,222	4,363	5,638	5,638	5,638	6,752
510-1515	SPECIAL RESPONSE TEAM PAY	5,266	6,208	7,221	7,221	7,221	9,027
510-1520	VACATION PAY	36,365	32,094	0	0	0	0
510-1530	STANDBY PAY	12,939	16,648	15,000	15,000	15,000	15,000
510-1540	COMPENSATION TIME PAY	27,111	16,832	0	0	0	0
510-1550	CLOTHING ALLOWANCE	1,688	2,163	2,166	2,166	2,166	0
510-1565	SICK PAY	29,618	20,717	0	0	0	0
510-1570	FLOATING HOLIDAY PAY	7,548	7,227	0	0	0	0
510-1595	CELL PHONE ALLOWANCE	1,475	1,894	2,503	2,503	2,503	1,878
510-1605	HEALTH INSURANCE	194,912	226,496	251,488	251,488	251,488	267,213
510-1610	WORKER'S COMPENSATION	45,381	41,391	44,862	44,862	44,862	36,788
510-1615	FICA EXPENSE	17,125	16,606	17,657	17,657	17,657	18,094
510-1620	POLICE & FIRE PENSION EXP	296,741	291,991	313,056	313,056	313,056	353,754
510-1625	LAGERS RETIREMENT EXPENSE	5,431	4,707	4,884	4,884	4,884	4,891
510-1635	DEFERRED COMP EXPENSE	1,509	1,505	1,504	1,504	1,504	0
510-1640	LIFE INSURANCE EXPENSE	1,958	1,976	2,276	2,276	2,276	2,401
510-1645	DENTAL INSURANCE	10,188	9,806	11,157	11,157	11,157	10,859
510-1650	DISABILITY INSURANCE-REG	106	113	117	117	117	126
510-1720	EMPLOYEE RECRUITMENT	53,245	34,460	50,000	50,000	50,000	50,000
510-1755	STAFF HEALTH CLUB REIMB	50	100	0	0	0	0
510-1996	P&F PENSION ONE TIME EXP	0	0	0	0	0	0
*	PERSONNEL SERVICES	1,690,096	1,679,686	1,819,701	1,833,096	1,833,096	1,926,763
510-2010	WEARING APPAREL & ACCESS	16,603	17,551	19,000	19,000	18,000	24,000
510-2030	MAINTENANCE SUPPLIES	0	0	0	0	0	0
510-2050	OPERATIONAL SUPPLIES	20,314	32,399	28,000	30,130	30,130	44,600
510-2108	COMPUTER PERIPHERALS	119	0	200	200	200	200
510-2120	GENERAL OFFICE SUPPLIES	298	482	300	300	300	300
510-2130	SMALL OFFICE FURNISHINGS	400	0	0	0	0	0
510-2605	CHEMICAL & LABORATORY SUP	772	1,771	2,500	2,500	2,500	2,500
510-2840	FACILITY LEASE & RENTAL	0	0	0	0	0	7,200
510-3005	ELECTRIC CHARGES	0	0	0	0	0	1,800
510-3015	TELEPHONE CHARGES	32,385	24,293	18,500	18,500	18,500	18,500
510-3105	CELLULAR TELEPHONE	378	378	380	380	380	380
510-3115	FUEL,OIL,& DIESEL	10,872	11,603	13,000	13,000	10,500	10,500
510-4210	CENTRAL GARAGE REPAIRS	21,466	24,327	16,000	16,000	15,000	10,000
510-5265	MAINTENANCE CONTRACTS/AGR	30,220	21,654	22,000	22,000	22,000	22,000
510-6005	TRAVEL EXPENSES	4,347	3,456	5,000	5,000	5,000	5,000
510-6010	CONFERENCES & SEMINARS	12,530	5,521	10,000	10,000	10,000	10,000
510-6105	DUES & MEMBERSHIPS	40	35	50	50	50	50

CITY OF JOPLIN
PROPOSED BUDGET EXPENDITURES
FOR FISCAL YEAR 2019

ACCOUNT	ACCOUNT DESCRIPTION	FY 2016 ACTUAL EXPENSES	FY 2017 ACTUAL EXPENSES	FY 2018 BUDGETED EXPENSES	FY 2018 ADJ BUDGET EXPENSES	FY 2018 ESTIMATED EXPENSES	FY 2019 PROPOSED EXPENSES
FUND 001 GENERAL FUND							
DEPT 55 POLICE							
DIV 75 PUBLIC SAFETY TAX							
*	OPERATIONAL SUPPLIES	150,744	143,470	134,930	137,060	132,560	157,030
510-7005	PRINTING SERVICES	110	261	300	300	150	150
510-7305	LIABILITY INSURANCE	32,962	43,244	33,299	33,299	33,299	36,533
*	OTHER PURCHASES/SERVICES	33,072	43,505	33,599	33,599	33,449	36,683
510-8210	MOTOR VEHICLES	68,500	44,606	66,070	96,331	94,074	0
510-8220	OPERATING EQUIPMENT	47,259	44,580	23,250	84,258	78,772	0
510-8315	COMPUTER EQUIPMENT	0	8,711	0	0	0	4,250
*	CAPITAL OUTLAY & IMPROVE	115,759	97,897	89,320	180,589	172,846	4,250
510-9997	EMERG COMMUNICATION	301,763	280,252	290,044	290,044	290,044	292,970
510-9999	TRANSFER TO GENERAL FUND	383,040	283,226	307,580	307,580	307,580	288,294
*	OTHER FINANCING USES	684,803	563,478	597,624	597,624	597,624	581,264
**	PUBLIC SAFETY TAX	2,674,474	2,528,036	2,675,174	2,781,968	2,769,575	2,705,990

CITY OF JOPLIN
PROPOSED BUDGET EXPENDITURES
FOR FISCAL YEAR 2019

ACCOUNT	ACCOUNT DESCRIPTION	FY 2016 ACTUAL EXPENSES	FY 2017 ACTUAL EXPENSES	FY 2018 BUDGETED EXPENSES	FY 2018 ADJ BUDGET EXPENSES	FY 2018 ESTIMATED EXPENSES	FY 2019 PROPOSED EXPENSES
FUND 001	GENERAL FUND						
DEPT 55	POLICE						
DIV 90	GRANTS - FEDERAL						
510-1010	REGULAR-FT	107,216	102,986	111,808	113,403	113,403	114,919
510-1020	OVERTIME-FT	3,445	3,932	3,000	3,000	3,000	3,000
510-1505	HOLIDAY PAY	3,189	3,311	0	0	0	0
510-1510	LONGEVITY PAY	729	707	1,118	1,118	1,118	891
510-1515	SPECIAL RESPONSE TEAM PAY	720	479	903	903	903	0
510-1520	VACATION PAY	4,740	5,609	0	0	0	0
510-1530	STANDBY PAY	2,735	3,105	3,000	3,000	3,000	3,000
510-1540	COMPENSATION TIME PAY	850	2,452	0	0	0	0
510-1550	CLOTHING ALLOWANCE	543	542	542	542	542	0
510-1565	SICK PAY	2,486	5,894	0	0	0	0
510-1570	FLOATING HOLIDAY PAY	833	1,020	0	0	0	0
510-1595	CELL PHONE ALLOWANCE	579	578	578	578	578	578
510-1605	HEALTH INSURANCE	30,829	32,369	36,460	36,460	36,460	30,504
510-1610	WORKER'S COMPENSATION	5,739	5,248	4,983	4,983	4,983	3,928
510-1615	FICA EXPENSE	1,747	1,728	1,541	1,541	1,541	1,624
510-1620	POLICE & FIRE PENSION EXP	36,618	36,972	34,667	34,667	34,667	37,724
510-1625	LAGERS RETIREMENT EXPENSE	0	0	0	0	0	0
510-1635	DEFERRED COMP EXPENSE	0	0	0	0	0	0
510-1640	LIFE INSURANCE EXPENSE	227	231	240	240	240	246
510-1645	DENTAL INSURANCE	1,634	1,512	1,668	1,668	1,668	1,430
510-1755	STAFF HEALTH CLUB REIMB	0	0	0	0	0	0
*	PERSONNEL SERVICES	204,859	208,675	200,508	202,103	202,103	197,844
510-2010	WEARING APPAREL & ACCESS	16,300	18,782	14,674	21,130	14,674	11,740
510-2050	OPERATIONAL SUPPLIES	73,965	76,526	51,917	56,021	51,917	50,130
510-3015	TELEPHONE CHARGES	1,241	1,169	1,300	1,300	1,300	1,300
510-5055	CONTRACTOR FEES	137,898	151,144	273,123	273,123	273,123	292,540
510-6005	TRAVEL EXPENSES	12,234	18,865	17,549	17,549	17,549	19,650
510-6010	CONFERENCES & SEMINARS	1,670	5,345	0	0	0	0
*	OPERATIONAL SUPPLIES	243,308	271,831	358,563	369,123	358,563	375,360
510-8010	BUILDING IMPROVEMENTS	0	0	0	0	0	0
510-8210	MOTOR VEHICLES	104,703	0	40,000	40,000	39,814	0
510-8220	OPERATING EQUIPMENT	2,221	5,240	125,269	15,269	15,269	15,000
510-8305	OFFICE EQUIPMENT	0	0	0	0	0	0
510-8315	COMPUTER EQUIPMENT	0	0	0	0	0	0
*	CAPITAL OUTLAY & IMPROVE	106,924	5,240	165,269	55,269	55,083	15,000
**	GRANTS - FEDERAL	555,091	485,746	724,340	626,495	615,749	588,204

CITY OF JOPLIN
PROPOSED BUDGET EXPENDITURES
FOR FISCAL YEAR 2019

ACCOUNT	ACCOUNT DESCRIPTION	FY 2016 ACTUAL EXPENSES	FY 2017 ACTUAL EXPENSES	FY 2018 BUDGETED EXPENSES	FY 2018 ADJ BUDGET EXPENSES	FY 2018 ESTIMATED EXPENSES	FY 2019 PROPOSED EXPENSES
FUND 001	GENERAL FUND						
DEPT 55	POLICE						
DIV 93	GRANTS-LOCAL						
510-1010	REGULAR-FT	85,273	72,220	89,079	89,379	89,379	76,799
510-1020	OVERTIME-FT	2,707	2,509	2,000	2,000	2,000	2,000
510-1505	HOLIDAY PAY	2,654	2,526	0	0	0	0
510-1510	LONGEVITY PAY	1,828	1,386	2,371	2,371	2,371	774
510-1515	SPECIAL RESPONSE TEAM PAY	0	348	0	0	0	903
510-1520	VACATION PAY	5,061	7,940	0	0	0	0
510-1530	STANDBY PAY	103	429	0	0	0	0
510-1540	COMPENSATION TIME PAY	0	11,350	0	0	0	0
510-1565	SICK PAY	752	2,736	0	0	0	0
510-1570	FLOATING HOLIDAY PAY	602	554	0	0	0	0
510-1595	CELL PHONE ALLOWANCE	1,255	1,037	1,252	1,252	1,252	1,252
510-1605	HEALTH INSURANCE	10,569	7,209	12,153	12,153	12,153	5,912
510-1610	WORKER'S COMPENSATION	4,449	3,951	3,902	3,902	3,902	2,624
510-1615	FICA EXPENSE	1,375	1,437	1,281	1,281	1,281	1,162
510-1620	POLICE & FIRE PENSION EXP	28,747	29,109	27,035	27,035	27,035	24,923
510-1640	LIFE INSURANCE EXPENSE	185	149	190	190	190	165
510-1645	DENTAL INSURANCE	1,120	897	1,112	1,112	1,112	836
*	PERSONNEL SERVICES	146,680	145,787	140,375	140,675	140,675	117,350
510-8220	OPERATING EQUIPMENT	0	0	0	0	0	0
*	CAPITAL OUTLAY & IMPROVE	0	0	0	0	0	0
**	GRANTS-LOCAL	146,680	145,787	140,375	140,675	140,675	117,350
***	POLICE	12,460,774	12,917,715	12,661,978	12,890,270	12,835,247	12,489,650


CITY OF JOPLIN
STATE OF MISSOURI
1911

General Fund - Police

2018-2019 Department Staffing

Division	FTE	Position
Administration	1.00	Police Chief
	1.00	Assistant Police Chief
	1.00	Police Sergeant
	1.00	Police Corporal
	1.00	Senior Clerk
Uniform Operations	1.00	Police Captain
	6.00	Police Sergeant
	6.00	Police Corporal
	25.00	Police Officer
	1.00	Senior Clerk
Investigations	1.00	Police Captain
	2.00	Police Sergeant
	3.00	Police Corporal
	15.00	Police Officer
	1.00	Evidence Technician
	1.00	Senior Clerk
Professional Standards	1.00	Police Captain
	1.00	Police Sergeant
	3.00	Police Officer
	4.00	Senior Clerk
Jail Services	1.00	Jail Administrator
	4.00	Jail Shift Supervisor
	10.00	Detention Officer
	1.00	Cook
Special Services	1.00	Police Captain
	1.00	Police Sergeant
	1.00	Police Corporal
	6.00	Police Officer
Public Safety Tax	29.00	Police Officer
	1.00	Crime Analyst/Accreditation Coordinator
Grants - Federal	3.00	Police Officer (2.00 DWI) (1.00 Cyber Crime)
Grants - Local	2.00	Police Officer (D.A.R.E.)
	136.00	**Total Full-Time FTE**

Division	P/T	Position
Uniform Operations	0.50	Court Bailiff (1 Position)
	0.20	School Crossing Guard Coordinator (1 Position)
	1.80	School Crossing Guard (11 Positions)
Jail Services	1.30	Detention Officer (2 Positions)
	3.80	**Total Part-Time FTE**
	139.80	**Total FTE**

General Fund - Police

Capital Expenditures

Division			
Administration	Replacement Computer (3)	$	2,550
	Replacement Laptop Computer		1,000
Uniform Services	Replacement Squad Car (3)		70,350
	Replacement Squad Equipment (3)		19,950
	Replacement SWAT Vest (20)		48,000
	Replacement In-Car Video System (3)		18,750
	Replacement Radar Unit (4)		8,000
	Replacement Computer (2)		1,700
Investigations	Replacement Sedan		23,300
	Replacement Sedan Equipment		2,400
	Replacement Computer (14)		11,900
Professional Standards	Microfiche Reader		7,500
	Superion Crash Interface Software		24,280
	Replacement Computer		850
Jail Services	Upgrade Video System to include Audio		9,000
	Replacement Computer (3)		2,550
Special Services	Replacement Laptop Computer (2)		2,000
Public Safety Tax	Replacement Computer (5)		4,250
Grants - Federal	Cyber Crime Equipment		15,000
		$	273,330

CITY OF JOPLIN
PROPOSED BUDGET EXPENDITURES
FOR FISCAL YEAR 2019

ACCOUNT	ACCOUNT DESCRIPTION	FY 2016 ACTUAL EXPENSES	FY 2017 ACTUAL EXPENSES	FY 2018 BUDGETED EXPENSES	FY 2018 ADJ BUDGET EXPENSES	FY 2018 ESTIMATED EXPENSES	FY 2019 PROPOSED EXPENSES
FUND 001	GENERAL FUND						
DEPT 60	FIRE						
DIV 01	ADMINISTRATION						
510-1010	REGULAR-FT	116,864	117,476	133,356	135,091	135,091	140,252
510-1410	OTHER STIPENDS	3,625	4,093	4,142	4,142	4,050	4,092
510-1505	HOLIDAY PAY	3,895	3,947	0	0	0	0
510-1510	LONGEVITY PAY	1,890	2,311	2,469	2,469	2,675	3,052
510-1520	VACATION PAY	4,940	6,593	0	0	0	0
510-1535	AUTO ALLOWANCE	4,828	4,815	4,814	4,814	4,814	4,814
510-1565	SICK PAY	1,172	1,189	0	0	0	0
510-1570	FLOATING HOLIDAY PAY	974	1,003	0	0	0	0
510-1595	CELL PHONE ALLOWANCE	1,255	1,252	1,252	1,252	1,252	1,252
510-1605	HEALTH INSURANCE	21,137	17,542	17,997	17,997	17,400	18,208
510-1610	WORKER'S COMPENSATION	13,400	11,705	11,536	11,536	11,536	8,148
510-1615	FICA EXPENSE	1,849	1,937	1,984	1,984	1,984	2,082
510-1620	POLICE & FIRE PENSION EXP	40,137	40,378	41,885	41,885	41,885	47,139
510-1635	DEFERRED COMP EXPENSE	3,018	3,009	3,009	3,009	3,009	3,009
510-1640	LIFE INSURANCE EXPENSE	272	276	285	285	285	299
510-1645	DENTAL INSURANCE	1,120	1,112	1,112	1,112	1,112	1,189
510-1720	EMPLOYEE RECRUITMENT	0	0	0	0	0	0
*	PERSONNEL SERVICES	220,376	218,638	223,841	225,576	225,093	233,536
510-2010	WEARING APPAREL & ACCESS	531	885	800	800	750	750
510-2035	COMMITTEE SUPPLIES	728	124	2,400	2,400	2,400	2,400
510-2050	OPERATIONAL SUPPLIES	20	0	50	50	50	50
510-2105	COMPUTER SUPPLIES	0	118	50	50	50	50
510-2120	GENERAL OFFICE SUPPLIES	79	0	100	100	50	50
510-2130	SMALL OFFICE FURNISHINGS	0	349	400	400	400	0
510-2205	FOOD & BEVERAGE SUPPLIES	100	520	400	400	100	100
510-2410	MOTOR VEHICLE PARTS	0	528	400	400	250	0
510-2745	PORTABLE COMMUNICATION S	241	165	250	250	200	200
510-2825	SAFETY EQUIPMENT	0	261	500	500	400	400
510-3015	TELEPHONE CHARGES	971	568	650	650	250	250
510-3115	FUEL,OIL,& DIESEL	2,199	2,148	2,200	2,200	2,200	2,200
510-3205	POSTAGE	169	110	100	100	100	100
510-3210	FREIGHT & DELIVERY	270	177	500	500	150	150
510-4210	CENTRAL GARAGE REPAIRS	1,299	315	0	0	0	0
510-6005	TRAVEL EXPENSES	1,888	896	1,500	1,500	1,500	1,500
510-6010	CONFERENCES & SEMINARS	816	880	1,000	1,000	1,000	1,000
510-6105	DUES & MEMBERSHIPS	650	680	700	700	450	450
510-6110	PUBLICATIONS & SUBSCRIPT	200	0	0	0	0	0
*	OPERATIONAL SUPPLIES	10,161	8,724	12,000	12,000	10,300	9,650
510-7005	PRINTING SERVICES	0	0	0	0	0	0
510-7010	COPY SERVICES	2,345	3,117	3,400	3,400	2,700	2,700

CITY OF JOPLIN
PROPOSED BUDGET EXPENDITURES
FOR FISCAL YEAR 2019

ACCOUNT	ACCOUNT DESCRIPTION	FY 2016 ACTUAL EXPENSES	FY 2017 ACTUAL EXPENSES	FY 2018 BUDGETED EXPENSES	FY 2018 ADJ BUDGET EXPENSES	FY 2018 ESTIMATED EXPENSES	FY 2019 PROPOSED EXPENSES
FUND 001 GENERAL FUND							
DEPT 60 FIRE							
DIV 01 ADMINISTRATION							
510-7030	FEES & PERMITS	53	0	0	0	0	0
510-7305	LIABILITY INSURANCE	3,903	4,704	3,668	3,668	3,668	4,217
*	OTHER PURCHASES/SERVICES	6,301	7,821	7,068	7,068	6,368	6,917
510-8210	MOTOR VEHICLES	0	0	0	0	0	0
510-8315	COMPUTER EQUIPMENT	0	3,653	2,000	2,000	2,097	0
*	CAPITAL OUTLAY & IMPROVE	0	3,653	2,000	2,000	2,097	0
510-9997	EMERG COMMUNICATION	140,632	200,912	236,100	236,100	236,100	206,100
*	OTHER FINANCING USES	140,632	200,912	236,100	236,100	236,100	206,100
**	ADMINISTRATION	377,470	439,748	481,009	482,744	479,958	456,203

CITY OF JOPLIN
PROPOSED BUDGET EXPENDITURES
FOR FISCAL YEAR 2019

ACCOUNT	ACCOUNT DESCRIPTION	FY 2016 ACTUAL EXPENSES	FY 2017 ACTUAL EXPENSES	FY 2018 BUDGETED EXPENSES	FY 2018 ADJ BUDGET EXPENSES	FY 2018 ESTIMATED EXPENSES	FY 2019 PROPOSED EXPENSES
FUND 001	GENERAL FUND						
DEPT 60	FIRE						
DIV 02	OPERATIONS						
510-1010	REGULAR-FT	2,187,597	2,197,611	2,692,053	2,725,673	2,725,673	2,787,637
510-1020	OVERTIME-FT	40,030	40,096	40,000	40,000	40,000	30,000
510-1410	OTHER STIPENDS	22,365	29,562	34,500	34,500	30,000	30,000
510-1505	HOLIDAY PAY	0	1,381	0	0	0	0
510-1510	LONGEVITY PAY	35,395	40,088	48,057	48,057	42,000	49,518
510-1520	VACATION PAY	135,328	155,480	0	0	0	0
510-1530	STANDBY PAY	275,768	303,516	270,000	270,000	270,000	124,000
510-1540	COMPENSATION TIME PAY	0	1,176	0	0	0	0
510-1545	CARE LEAVE PAY	0	0	0	0	0	0
510-1565	SICK PAY	151,632	143,437	0	0	0	0
510-1570	FLOATING HOLIDAY PAY	120,139	122,190	0	0	0	0
510-1575	CITIZENSHIP LEAVE PAY	62	0	0	0	0	0
510-1595	CELL PHONE ALLOWANCE	1,131	1,878	1,878	1,878	2,300	2,503
510-1605	HEALTH INSURANCE	540,367	604,102	644,373	644,373	611,500	658,803
510-1610	WORKER'S COMPENSATION	276,499	239,448	241,658	241,658	241,658	159,427
510-1615	FICA EXPENSE	40,526	43,664	43,970	43,970	43,970	43,547
510-1620	POLICE & FIRE PENSION EXP	866,401	853,001	878,579	878,579	878,579	921,720
510-1625	LAGERS RETIREMENT EXPENSE	49	6,455	6,571	6,571	6,571	6,445
510-1635	DEFERRED COMP EXPENSE	4,526	3,934	4,513	4,513	4,513	4,513
510-1640	LIFE INSURANCE EXPENSE	5,419	5,353	5,786	5,786	5,786	5,926
510-1645	DENTAL INSURANCE	29,117	27,939	28,731	28,731	30,150	31,442
510-1650	DISABILITY INSURANCE-REG	1	148	153	153	153	161
510-1725	EMPLOYEE PHYSICALS	18,258	21,270	25,000	25,000	22,000	22,000
510-1755	STAFF HEALTH CLUB REIMB	290	240	0	0	0	0
510-1996	P&F PENSION ONE TIME EXP	0	0	0	0	0	0
*	PERSONNEL SERVICES	4,750,900	4,841,969	4,965,822	4,999,442	4,954,853	4,877,642
510-2005	CLEANING SUPPLIES	0	90	0	0	0	0
510-2010	WEARING APPAREL & ACCESS	17,159	19,011	17,500	18,100	17,500	17,500
510-2015	JANITORIAL SUPPLIES	12,323	13,479	12,500	12,500	11,000	11,000
510-2020	MOTOR VEHICLE SUPPLIES	1,724	4,366	0	0	0	0
510-2030	MAINTENANCE SUPPLIES	2,192	311	2,100	2,100	350	350
510-2040	HARDWARE SUPPLIES	544	482	750	750	500	500
510-2045	PAINT & PAINT SUPPLIES	436	421	350	350	350	350
510-2050	OPERATIONAL SUPPLIES	3,600	3,008	3,500	3,500	3,000	3,000
510-2105	COMPUTER SUPPLIES	42-	900	1,000	1,000	1,000	1,000
510-2120	GENERAL OFFICE SUPPLIES	2,066	1,984	2,000	2,000	2,000	2,000
510-2130	SMALL OFFICE FURNISHINGS	3,003	3,479	3,600	3,600	4,711	9,500
510-2205	FOOD & BEVERAGE SUPPLIES	296	316	300	300	300	300
510-2405	HAND TOOLS	9,028	12,549	17,000	17,000	13,000	13,000
510-2410	MOTOR VEHICLE PARTS	0	6,759	0	0	0	0
510-2415	MACHINERY,TOOLS,IMPLEMENT	0	982	1,500	1,500	1,000	1,000
510-2420	TIRES	22,660	14,122	19,000	19,000	19,000	20,000

CITY OF JOPLIN
PROPOSED BUDGET EXPENDITURES
FOR FISCAL YEAR 2019

ACCOUNT	ACCOUNT DESCRIPTION	FY 2016 ACTUAL EXPENSES	FY 2017 ACTUAL EXPENSES	FY 2018 BUDGETED EXPENSES	FY 2018 ADJ BUDGET EXPENSES	FY 2018 ESTIMATED EXPENSES	FY 2019 PROPOSED EXPENSES
FUND 001	GENERAL FUND						
DEPT 60	FIRE						
DIV 02	OPERATIONS						
510-2610	FIRST AID SUPPLIES	1,500-	1,500	0	0	0	0
510-2740	EMT SUPPLIES	13,467	16,431	17,000	17,190	17,000	17,000
510-2745	PORTABLE COMMUNICATION S	1,824	1,200	2,500	2,500	2,000	2,000
510-2825	SAFETY EQUIPMENT	60,754	51,278	61,000	61,000	61,000	64,500
510-3005	ELECTRIC CHARGES	24,927	38,998	26,000	26,000	40,000	40,000
510-3010	GAS CHARGES	5,328	7,086	6,000	6,000	9,000	9,000
510-3015	TELEPHONE CHARGES	11,310	8,540	8,000	8,000	7,000	7,000
510-3020	WATER CHARGES	0	6,620	0	0	0	1,500
510-3035	SANITATION CHARGES	1,931	1,948	1,950	1,950	1,950	1,950
510-3115	FUEL,OIL,& DIESEL	38,604	41,281	38,500	38,500	47,000	46,100
510-3125	PEST CONTROL	4,000	3,285	3,300	3,300	3,300	3,300
510-3205	POSTAGE	0	41	0	0	0	0
510-3210	FREIGHT & DELIVERY	1,736	3,275	3,000	3,000	2,000	2,000
510-4105	PROPERTY REPAIRS & MAINT	16,819	20,012	13,000	13,000	15,500	18,000
510-4125	GENERAL EQUIPMENT REPAIRS	22,680	14,851	20,000	20,300	16,000	16,000
510-4205	VEHICLE REPAIRS	3,451	47,959	44,000	44,000	35,000	35,000
510-4210	CENTRAL GARAGE REPAIRS	105,068	3,707	0	0	25	25
510-6005	TRAVEL EXPENSES	3,727	723	3,500	3,500	3,500	3,000
510-6010	CONFERENCES & SEMINARS	1,745	0	2,000	2,000	2,000	1,500
510-6060	PARAMEDIC TRAINING	7,175	3,866	8,000	5,714	0	7,200
510-6110	PUBLICATIONS & SUBSCRIPT	866	762	1,000	1,000	750	500
*	OPERATIONAL SUPPLIES	398,901	355,622	339,850	338,654	336,736	355,075
510-7005	PRINTING SERVICES	848	693	1,000	1,000	750	750
510-7030	FEES & PERMITS	0	0	0	0	161	0
510-7305	LIABILITY INSURANCE	96,566	117,352	92,137	92,137	92,137	105,924
*	OTHER PURCHASES/SERVICES	97,414	118,045	93,137	93,137	93,048	106,674
510-8010	BUILDING IMPROVEMENTS	0	0	0	0	0	0
510-8210	MOTOR VEHICLES	0	1,132,401	3,000	3,000	3,000	375,000
510-8220	OPERATING EQUIPMENT	0	6,479	29,000	65,790	64,000	11,000
510-8230	EMERGENCY OPERATING EQUIP	0	0	172,830	175,116	174,081	48,000
510-8315	COMPUTER EQUIPMENT	0	5,013	5,850	5,850	6,100	2,100
*	CAPITAL OUTLAY & IMPROVE	0	1,143,893	210,680	249,756	247,181	436,100
**	OPERATIONS	5,247,215	6,459,529	5,609,489	5,680,989	5,631,818	5,775,491

CITY OF JOPLIN
PROPOSED BUDGET EXPENDITURES
FOR FISCAL YEAR 2019

ACCOUNT	ACCOUNT DESCRIPTION	FY 2016 ACTUAL EXPENSES	FY 2017 ACTUAL EXPENSES	FY 2018 BUDGETED EXPENSES	FY 2018 ADJ BUDGET EXPENSES	FY 2018 ESTIMATED EXPENSES	FY 2019 PROPOSED EXPENSES
FUND 001 GENERAL FUND							
DEPT 60 FIRE							
DIV 03 PREVENTION & TRAINING							
510-1010	REGULAR-FT	95,378	95,916	106,405	107,680	107,680	110,970
510-1410	OTHER STIPENDS	364	602	627	627	602	602
510-1505	HOLIDAY PAY	3,108	3,131	0	0	0	0
510-1510	LONGEVITY PAY	513	520	538	538	538	562
510-1520	VACATION PAY	2,391	2,352	0	0	0	0
510-1565	SICK PAY	279	695	0	0	0	0
510-1570	FLOATING HOLIDAY PAY	392	794	0	0	0	0
510-1595	CELL PHONE ALLOWANCE	1,255	1,252	1,252	1,252	1,252	1,252
510-1605	HEALTH INSURANCE	15,601	17,360	17,997	17,997	17,360	18,208
510-1610	WORKER'S COMPENSATION	9,964	8,640	8,597	8,597	8,597	6,021
510-1615	FICA EXPENSE	1,489	1,505	1,535	1,535	1,535	1,600
510-1620	POLICE & FIRE PENSION EXP	29,749	29,695	31,120	31,120	31,120	34,728
510-1630	COMMUTER EXPENSE	34	2	0	0	0	0
510-1635	DEFERRED COMP EXPENSE	3,018	3,009	3,009	3,009	3,009	3,009
510-1640	LIFE INSURANCE EXPENSE	217	219	227	227	227	237
510-1645	DENTAL INSURANCE	787	781	781	781	825	835
510-1755	STAFF HEALTH CLUB REIMB	0	0	0	0	0	0
*	PERSONNEL SERVICES	164,539	166,473	172,088	173,363	172,745	178,024
510-2010	WEARING APPAREL & ACCESS	315	324	500	500	738	500
510-2050	OPERATIONAL SUPPLIES	618	879	650	650	500	500
510-2120	GENERAL OFFICE SUPPLIES	291	257	300	300	300	300
510-2805	PROMOTIONAL MATERIALS	0	3,083	3,000	3,000	3,000	3,000
510-3015	TELEPHONE CHARGES	639	370	500	500	200	200
510-3115	FUEL,OIL,& DIESEL	2,325	2,825	2,900	2,900	3,200	3,200
510-3210	FREIGHT & DELIVERY	144	246	100	100	110	150
510-4205	VEHICLE REPAIRS	3,259	1,099	2,000	2,000	1,000	1,000
510-4210	CENTRAL GARAGE REPAIRS	3,449	132	0	0	0	0
510-6005	TRAVEL EXPENSES	1,883	664	1,000	1,000	1,000	1,000
510-6010	CONFERENCES & SEMINARS	880	230	1,000	1,000	1,000	1,000
510-6105	DUES & MEMBERSHIPS	384	197	250	250	200	200
510-6110	PUBLICATIONS & SUBSCRIPT	3,718	1,521	3,000	3,000	1,750	1,750
*	OPERATIONAL SUPPLIES	17,905	11,827	15,200	15,200	12,998	12,800
510-7005	PRINTING SERVICES	101	0	250	250	100	100
510-7305	LIABILITY INSURANCE	5,625	6,539	5,127	5,127	5,127	6,014
510-7494	SHARP PROGRAM	2,120	0	0	0	0	0
*	OTHER PURCHASES/SERVICES	7,846	6,539	5,377	5,377	5,227	6,114
510-8210	MOTOR VEHICLES	0	0	0	0	0	30,200
510-8230	EMERGENCY OPERATING EQUIP	0	0	0	0	0	0

CITY OF JOPLIN
PROPOSED BUDGET EXPENDITURES
FOR FISCAL YEAR 2019

ACCOUNT	ACCOUNT DESCRIPTION	FY 2016 ACTUAL EXPENSES	FY 2017 ACTUAL EXPENSES	FY 2018 BUDGETED EXPENSES	FY 2018 ADJ BUDGET EXPENSES	FY 2018 ESTIMATED EXPENSES	FY 2019 PROPOSED EXPENSES
FUND 001 GENERAL FUND							
DEPT 60 FIRE							
DIV 03 PREVENTION & TRAINING							
510-8315	COMPUTER EQUIPMENT	950	0	1,000	1,000	1,048	0
*	CAPITAL OUTLAY & IMPROVE	950	0	1,000	1,000	1,048	30,200
**	PREVENTION & TRAINING	191,240	184,839	193,665	194,940	192,018	227,138

CITY OF JOPLIN
PROPOSED BUDGET EXPENDITURES
FOR FISCAL YEAR 2019

ACCOUNT	ACCOUNT DESCRIPTION	FY 2016 ACTUAL EXPENSES	FY 2017 ACTUAL EXPENSES	FY 2018 BUDGETED EXPENSES	FY 2018 ADJ BUDGET EXPENSES	FY 2018 ESTIMATED EXPENSES	FY 2019 PROPOSED EXPENSES
FUND 001 GENERAL FUND							
DEPT 60 FIRE							
DIV 06 FIRE HYDRANT IMPROVEMENTS							
510-4125	GENERAL EQUIPMENT REPAIRS	3,510	17,850	10,000	10,000	5,000	5,000
*	OPERATIONAL SUPPLIES	3,510	17,850	10,000	10,000	5,000	5,000
510-8615	FIRE HYDRANTS	0	3,435	0	0	0	0
*	CAPITAL OUTLAY & IMPROVE	0	3,435	0	0	0	0
**	FIRE HYDRANT IMPROVEMENTS	3,510	21,285	10,000	10,000	5,000	5,000

CITY OF JOPLIN
PROPOSED BUDGET EXPENDITURES
FOR FISCAL YEAR 2019

ACCOUNT	ACCOUNT DESCRIPTION	FY 2016 ACTUAL EXPENSES	FY 2017 ACTUAL EXPENSES	FY 2018 BUDGETED EXPENSES	FY 2018 ADJ BUDGET EXPENSES	FY 2018 ESTIMATED EXPENSES	FY 2019 PROPOSED EXPENSES
FUND 001	GENERAL FUND						
DEPT 60	FIRE						
DIV 75	PUBLIC SAFETY TAX						
510-1010	REGULAR-FT	744,980	758,932	901,793	912,133	912,133	948,398
510-1020	OVERTIME-FT	12,693	14,008	13,000	13,000	15,000	15,000
510-1410	OTHER STIPENDS	1,678	16,391	10,601	10,601	7,250	8,906
510-1505	HOLIDAY PAY	1,468	1,484	0	0	0	0
510-1510	LONGEVITY PAY	4,720	6,362	8,030	8,030	7,200	8,656
510-1520	VACATION PAY	39,730	34,010	0	0	0	0
510-1530	STANDBY PAY	102,417	110,588	85,000	85,000	85,000	85,000
510-1540	COMPENSATION TIME PAY	0	86	0	0	0	0
510-1545	CARE LEAVE PAY	1,668	0	0	0	0	0
510-1565	SICK PAY	37,417	40,611	0	0	0	0
510-1570	FLOATING HOLIDAY PAY	39,167	37,952	0	0	0	0
510-1595	CELL PHONE ALLOWANCE	628	626	626	626	626	626
510-1605	HEALTH INSURANCE	215,485	227,146	247,045	247,045	208,000	218,500
510-1610	WORKER'S COMPENSATION	91,642	81,607	80,506	80,506	80,506	56,636
510-1615	FICA EXPENSE	13,024	13,668	13,435	13,435	13,435	14,458
510-1620	POLICE & FIRE PENSION EXP	285,553	300,140	294,629	294,629	294,629	330,127
510-1635	DEFERRED COMP EXPENSE	1,509	1,505	1,504	1,504	1,504	1,504
510-1640	LIFE INSURANCE EXPENSE	1,777	1,905	1,945	1,945	1,945	2,027
510-1645	DENTAL INSURANCE	10,807	10,079	9,687	9,687	9,400	9,542
510-1720	EMPLOYEE RECRUITMENT	13,600	19,390	13,500	13,500	13,500	13,500
510-1725	EMPLOYEE PHYSICALS	6,266	8,581	10,000	10,000	9,000	9,000
510-1755	STAFF HEALTH CLUB REIMB	280	160	0	0	0	0
510-1996	P&F PENSION ONE TIME EXP	0	0	0	0	0	0
*	PERSONNEL SERVICES	1,626,509	1,685,231	1,691,301	1,701,641	1,659,128	1,721,880
510-2010	WEARING APPAREL & ACCESS	6,455	5,566	5,000	5,000	5,000	5,000
510-2050	OPERATIONAL SUPPLIES	1,488	637	1,500	1,500	1,000	1,000
510-2108	COMPUTER PERIPHERALS	192	0	0	0	0	0
510-2130	SMALL OFFICE FURNISHINGS	0	0	4,900	4,900	4,000	0
510-2825	SAFETY EQUIPMENT	10,447	5,455	10,500	10,500	10,500	20,000
510-3005	ELECTRIC CHARGES	31,119	18,181	30,000	30,000	30,000	30,000
510-3010	GAS CHARGES	905	0	1,100	1,100	1,000	1,000
510-3015	TELEPHONE CHARGES	220	216	225	225	300	300
510-3020	WATER CHARGES	11,319	3,243	11,000	11,000	5,000	5,000
510-3030	WASTEWATER CHARGES	0	1,063	1,200	1,200	1,100	1,100
510-3035	SANITATION CHARGES	1,770	1,945	1,980	1,980	2,160	2,200
510-3115	FUEL,OIL,& DIESEL	508	544	600	600	500	500
510-3125	PEST CONTROL	270	400	270	270	270	270
510-4105	PROPERTY REPAIRS & MAINT	1,107	332	5,000	5,000	1,500	1,500
510-4210	CENTRAL GARAGE REPAIRS	687	0	0	0	0	0
510-5265	MAINTENANCE CONTRACTS/AGR	9,240	7,366	7,500	7,500	7,500	7,500
510-6005	TRAVEL EXPENSES	1,992	1,143	2,000	2,000	2,000	2,000
510-6010	CONFERENCES & SEMINARS	545	230	1,000	1,000	1,000	1,000

CITY OF JOPLIN
PROPOSED BUDGET EXPENDITURES
FOR FISCAL YEAR 2019

ACCOUNT	ACCOUNT DESCRIPTION	FY 2016 ACTUAL EXPENSES	FY 2017 ACTUAL EXPENSES	FY 2018 BUDGETED EXPENSES	FY 2018 ADJ BUDGET EXPENSES	FY 2018 ESTIMATED EXPENSES	FY 2019 PROPOSED EXPENSES
FUND 001 GENERAL FUND							
DEPT 60 FIRE							
DIV 75 PUBLIC SAFETY TAX							
510-6060	PARAMEDIC TRAINING	545	5,775	8,000	8,000	665	7,200
*	OPERATIONAL SUPPLIES	78,809	52,096	91,775	91,775	73,495	85,570
510-7305	LIABILITY INSURANCE	33,550	40,480	32,345	32,345	32,345	37,103
*	OTHER PURCHASES/SERVICES	33,550	40,480	32,345	32,345	32,345	37,103
510-8005	BUILDING ACQUISITIONS	4,590	0	0	0	0	0
510-8105	LAND ACQUISITIONS	155,890	0	0	0	0	0
510-8210	MOTOR VEHICLES	0	0	0	0	0	0
510-8220	OPERATING EQUIPMENT	0	0	2,000	2,000	1,799	0
510-8230	EMERGENCY OPERATING EQUIP	0	0	16,716	16,716	16,520	0
510-8315	COMPUTER EQUIPMENT	0	0	1,000	1,000	1,053	850
*	CAPITAL OUTLAY & IMPROVE	160,480	0	19,716	19,716	19,372	850
510-9997	EMERG COMMUNICATION	45,091	41,877	43,340	43,340	43,340	43,777
510-9999	TRANSFER TO GENERAL FUND	329,064	318,642	342,117	342,117	342,117	322,281
*	OTHER FINANCING USES	374,155	360,519	385,457	385,457	385,457	366,058
**	PUBLIC SAFETY TAX	2,273,503	2,138,326	2,220,594	2,230,934	2,169,797	2,211,461

CITY OF JOPLIN
PROPOSED BUDGET EXPENDITURES
FOR FISCAL YEAR 2019

ACCOUNT	ACCOUNT DESCRIPTION	FY 2016 ACTUAL EXPENSES	FY 2017 ACTUAL EXPENSES	FY 2018 BUDGETED EXPENSES	FY 2018 ADJ BUDGET EXPENSES	FY 2018 ESTIMATED EXPENSES	FY 2019 PROPOSED EXPENSES
FUND 001 GENERAL FUND							
DEPT 60 FIRE							
DIV 90 GRANTS - FEDERAL							
510-8230	EMERGENCY OPERATING EQUIP	0	108,055	261,000	261,000	240,984	0
*	CAPITAL OUTLAY & IMPROVE	0	108,055	261,000	261,000	240,984	0
**	GRANTS - FEDERAL	0	108,055	261,000	261,000	240,984	0
***	FIRE	8,092,938	9,351,782	8,775,757	8,860,607	8,719,575	8,675,293

CITY OF JOPLIN
PROPOSED BUDGET EXPENDITURES
FOR FISCAL YEAR 2019

ACCOUNT	ACCOUNT DESCRIPTION	FY 2016 ACTUAL EXPENSES	FY 2017 ACTUAL EXPENSES	FY 2018 BUDGETED EXPENSES	FY 2018 ADJ BUDGET EXPENSES	FY 2018 ESTIMATED EXPENSES	FY 2019 PROPOSED EXPENSES
FUND 001	GENERAL FUND						
DEPT 62	PS TRAINING CENTER						
DIV 75	PUBLIC SAFETY TAX						
510-2015	JANITORIAL SUPPLIES	264	1,117	1,500	1,500	1,500	1,500
510-2030	MAINTENANCE SUPPLIES	95	0	500	500	0	500
510-2050	OPERATIONAL SUPPLIES	746	1,069	1,000	1,000	1,000	2,600
510-2120	GENERAL OFFICE SUPPLIES	499	926	1,500	1,500	500	500
510-2130	SMALL OFFICE FURNISHINGS	0	0	0	0	0	0
510-2205	FOOD & BEVERAGE SUPPLIES	0	0	2,000	2,000	1,000	1,000
510-2605	CHEMICAL & LABORATORY SUP	2,041	2,508	2,300	2,300	2,300	2,300
510-2840	FACILITY LEASE & RENTAL	17,910	71,325	119,000	119,000	118,770	118,770
510-3005	ELECTRIC CHARGES	1,853	20,162	50,000	50,000	31,000	31,000
510-3010	GAS CHARGES	8,882	9,569	20,000	20,000	18,000	18,000
510-3015	TELEPHONE CHARGES	16,398	10,406	10,000	10,000	3,500	3,500
510-3020	WATER CHARGES	0	2,726	3,500	3,500	4,400	4,400
510-3030	WASTEWATER CHARGES	885	1,568	1,000	1,000	2,100	2,100
510-3035	SANITATION CHARGES	660	773	1,500	1,500	950	950
510-3115	FUEL,OIL,& DIESEL	78	1,172	2,500	2,500	1,500	1,500
510-3125	PEST CONTROL	0	1,050	2,100	2,100	2,100	2,100
510-3210	FREIGHT & DELIVERY	46	0	0	0	376	0
510-4105	PROPERTY REPAIRS & MAINT	1,283	2,721	400	400	750	750
510-4120	BUILDING REPAIRS	0	0	0	0	0	0
510-5055	CONTRACTOR FEES	0	870	0	0	0	0
510-5265	MAINTENANCE CONTRACTS/AGR	5,500	5,500	5,500	5,500	5,500	5,500
510-6115	EDUCATIONAL MATERIALS	2,915	7,815	6,000	6,000	6,000	6,000
*	OPERATIONAL SUPPLIES	60,055	141,277	230,300	230,300	201,246	202,970
510-7010	COPY SERVICES	10,923	2,894	4,000	4,000	2,800	2,800
510-7030	FEES & PERMITS	0	0	0	0	0	0
510-7305	LIABILITY INSURANCE	5,042	4,879	3,916	3,916	3,916	5,100
*	OTHER PURCHASES/SERVICES	15,965	7,773	7,916	7,916	6,716	7,900
510-8005	BUILDING ACQUISITIONS	2,481,437	3,440,584	0	14,712	19,911	0
510-8010	BUILDING IMPROVEMENTS	0	0	0	0	0	40,000
510-8210	MOTOR VEHICLES	0	0	0	0	0	0
510-8315	COMPUTER EQUIPMENT	0	0	7,650	7,650	7,493	850
*	CAPITAL OUTLAY & IMPROVE	2,481,437	3,440,584	7,650	22,362	27,404	40,850
**	PUBLIC SAFETY TAX	2,557,457	3,589,634	245,866	260,578	235,366	251,720
***	PS TRAINING CENTER	2,557,457	3,589,634	245,866	260,578	235,366	251,720

General Fund - Fire

2018-2019 Department Staffing

Division	FTE	Position
Administration	1.00	Fire Chief
	1.00	Deputy Fire Chief
Operations	3.00	Battalion Chief
	15.00	Fire Captain
	24.00	Fire Driver/Engineer
	24.00	Firefighter/EMT
	1.00	Fire Apparatus Fleet Manager
Prevention & Training	1.00	Fire Marshal
	1.00	Fire Training Chief
Public Safety Tax	1.00	Fire Training Chief
	3.00	Fire Captain
	6.00	Fire Driver/Engineer
	15.00	Firefighter/EMT
	96.00	**Total FTE**

Capital Expenditures

Division		
Operations	Replacement 16' Rescue Truck with 18' Rescue Truck	$ 375,000
	Replacement Plymovent - Station 5	5,000
	Replacement Treadmill (2) - Station 4 & 5	6,000
	Replacement EKG Monitor (8) - Installment 2 of 5	48,000
	Replacement Computer	850
	Replacement Laptop Computer with Additional Memory/Power	1,250
Prevention & Training	Replacement SUV with Extended Cab 1/2-Ton 4x4 Truck with Camper Shell & Equipment	30,200
Public Safety Tax	Replacement Computer	850
Public Safety Training Center	Refurbish Class A Burn Building	40,000
	Replacement Computer	850
		$ 508,000

CITY OF JOPLIN
PROPOSED BUDGET EXPENDITURES
FOR FISCAL YEAR 2019

ACCOUNT	ACCOUNT DESCRIPTION	FY 2016 ACTUAL EXPENSES	FY 2017 ACTUAL EXPENSES	FY 2018 BUDGETED EXPENSES	FY 2018 ADJ BUDGET EXPENSES	FY 2018 ESTIMATED EXPENSES	FY 2019 PROPOSED EXPENSES
FUND 001	GENERAL FUND						
DEPT 65	PARKS & RECREATION						
DIV 40	CEMETERIES						
560-1010	REGULAR-FT	124,312	120,659	164,730	167,430	167,430	174,688
560-1020	OVERTIME-FT	726	1,443	750	750	500	500
560-1110	REGULAR-PT	10,420	10,508	44,462	44,462	50,000	48,000
560-1120	OVERTIME-PT	0	0	0	0	0	0
560-1210	REGULAR-SEAS	38,890	53,436	0	0	0	0
560-1220	OVERTIME-SEAS	887	982	0	0	0	0
560-1505	HOLIDAY PAY	4,814	5,481	0	0	0	0
560-1510	LONGEVITY PAY	3,932	4,389	4,365	4,365	4,500	5,527
560-1520	VACATION PAY	10,521	8,927	0	0	0	0
560-1540	COMPENSATION TIME PAY	1,336	1,304	0	0	0	0
560-1565	SICK PAY	4,299	3,146	0	0	0	0
560-1570	FLOATING HOLIDAY PAY	1,438	1,115	0	0	0	0
560-1595	CELL PHONE ALLOWANCE	421	626	626	626	626	626
560-1605	HEALTH INSURANCE	31,128	33,787	41,837	41,837	34,720	42,329
560-1610	WORKER'S COMPENSATION	10,211	10,887	11,897	11,897	11,897	8,261
560-1615	FICA EXPENSE	14,841	15,776	15,811	15,811	15,811	15,890
560-1625	LAGERS RETIREMENT EXPENSE	20,626	19,034	23,184	23,184	23,184	23,030
560-1630	COMMUTER EXPENSE	36	2	0	0	0	0
560-1635	DEFERRED COMP EXPENSE	1,013	1,505	1,504	1,504	1,504	1,504
560-1640	LIFE INSURANCE EXPENSE	303	288	352	352	352	357
560-1645	DENTAL INSURANCE	1,058	1,191	1,231	1,231	1,061	1,317
560-1650	DISABILITY INSURANCE-REG	468	445	546	546	546	577
560-1755	STAFF HEALTH CLUB REIMB	60	100	0	0	0	0
*	PERSONNEL SERVICES	281,740	295,031	311,295	313,995	312,131	322,606
560-2010	WEARING APPAREL & ACCESS	889	1,220	1,000	1,000	1,000	1,000
560-2030	MAINTENANCE SUPPLIES	3,077	910	1,000	1,000	1,000	1,000
560-2040	HARDWARE SUPPLIES	144	110	200	200	200	200
560-2050	OPERATIONAL SUPPLIES	6,156	6,033	6,500	6,500	6,500	6,500
560-2120	GENERAL OFFICE SUPPLIES	168	162	150	150	175	175
560-2415	MACHINERY,TOOLS,IMPLEMENT	0	883	750	750	750	750
560-2425	LAWN EQUIPMENT	1,109	1,591	1,300	1,300	1,000	1,000
560-2605	CHEMICAL & LABORATORY SUP	833-	2,762	1,200	1,200	1,200	1,200
560-2610	FIRST AID SUPPLIES	0	0	0	0	0	0
560-2825	SAFETY EQUIPMENT	773	975	1,000	1,000	750	750
560-2835	EQUIPMENT LEASE & RENTAL	0	94	0	0	0	0
560-2845	LANDSCAPING MATERIALS	4,511	3,558	5,000	5,000	4,000	4,000
560-3015	TELEPHONE CHARGES	418	416	425	425	500	500
560-3020	WATER CHARGES	916	731	1,000	1,000	750	750
560-3115	FUEL,OIL,& DIESEL	5,289	7,052	6,000	6,000	7,100	7,100
560-3205	POSTAGE	111	70	100	100	100	100
560-4105	PROPERTY REPAIRS & MAINT	6,819	5,354	6,000	6,000	6,000	6,000
560-4125	GENERAL EQUIPMENT REPAIRS	1,070	608	1,000	1,000	500	500

CITY OF JOPLIN
PROPOSED BUDGET EXPENDITURES
FOR FISCAL YEAR 2019

ACCOUNT	ACCOUNT DESCRIPTION	FY 2016 ACTUAL EXPENSES	FY 2017 ACTUAL EXPENSES	FY 2018 BUDGETED EXPENSES	FY 2018 ADJ BUDGET EXPENSES	FY 2018 ESTIMATED EXPENSES	FY 2019 PROPOSED EXPENSES
FUND 001 GENERAL FUND							
DEPT 65 PARKS & RECREATION							
DIV 40 CEMETERIES							
560-4210	CENTRAL GARAGE REPAIRS	22,935	25,164	13,000	13,000	23,000	23,000
560-5115	TEMPORARY EMPLOYEE SERVIC	8,113	540	0	0	0	0
560-6005	TRAVEL EXPENSES	0	0	1,000	1,000	0	0
560-6010	CONFERENCES & SEMINARS	0	0	0	0	0	0
*	OPERATIONAL SUPPLIES	61,665	58,233	46,625	46,625	54,525	54,525
560-7005	PRINTING SERVICES	779	231	500	500	500	500
560-7015	ADVERTISING	2,061	2,110	2,200	2,200	2,000	2,000
560-7305	LIABILITY INSURANCE	6,141	8,088	5,779	5,779	5,779	7,813
*	OTHER PURCHASES/SERVICES	8,981	10,429	8,479	8,479	8,279	10,313
560-8010	BUILDING IMPROVEMENTS	0	0	0	0	0	0
560-8015	FACILITY IMPROVEMENTS	0	0	0	0	0	8,000
560-8210	MOTOR VEHICLES	0	30,423	0	0	0	0
560-8215	ROLLING STOCK	0	15,708	30,000	30,000	28,199	0
560-8220	OPERATING EQUIPMENT	0	102,878	0	0	0	9,000
560-8315	COMPUTER EQUIPMENT	0	0	850	850	833	1,000
*	CAPITAL OUTLAY & IMPROVE	0	149,009	30,850	30,850	29,032	18,000
**	CEMETERIES	352,386	512,702	397,249	399,949	403,967	405,444
***	PARKS & RECREATION	352,386	512,702	397,249	399,949	403,967	405,444


CITY OF JOPLIN
STATE OF MISSOURI
ZINC IS KING
ADOPTED 1911

General Fund - Parks & Recreation

2018-2019 Department Staffing

Division	FTE	Position
Cemeteries	1.00	Cemetery Superintendent
	1.00	Lead Cemetery Caretaker
	1.00	Laborer II
	2.00	Laborer I
	5.00	**Total Full-Time FTE**
Division	**P/T**	**Position**
Cemeteries	0.55	Clerk
	1.65	Laborer (3 Positions)
	2.20	**Total Part-Time FTE**
	7.20	**Total FTE**

Capital Expenditures

Division		
Cemeteries	Steel Carport - Osborne	$ 4,200
	Vinyl Fencing - Forest Park & Osborne	3,800
	Replacement 500-Gallon Sprayer	9,000
	Replacement Laptop Computer	1,000
		$ 18,000

CITY OF JOPLIN
PROPOSED BUDGET EXPENDITURES
FOR FISCAL YEAR 2019

ACCOUNT	ACCOUNT DESCRIPTION	FY 2016 ACTUAL EXPENSES	FY 2017 ACTUAL EXPENSES	FY 2018 BUDGETED EXPENSES	FY 2018 ADJ BUDGET EXPENSES	FY 2018 ESTIMATED EXPENSES	FY 2019 PROPOSED EXPENSES
FUND 001	GENERAL FUND						
DEPT 70	EMERGENCY MANAGEMENT						
DIV 01	ADMINISTRATION						
510-1010	REGULAR-FT	51,153	52,403	62,757	63,097	63,097	63,867
510-1505	HOLIDAY PAY	1,833	1,847	0	0	0	0
510-1510	LONGEVITY PAY	1,198	1,209	1,255	1,255	1,255	1,278
510-1520	VACATION PAY	2,046	3,714	0	0	0	0
510-1565	SICK PAY	4,353	2,076	0	0	0	0
510-1570	FLOATING HOLIDAY PAY	506	410	0	0	0	0
510-1595	CELL PHONE ALLOWANCE	628	626	626	626	626	626
510-1605	HEALTH INSURANCE	5,032	5,600	5,843	5,843	5,610	5,912
510-1610	WORKER'S COMPENSATION	167	148	149	149	149	112
510-1615	FICA EXPENSE	4,758	4,792	4,927	4,927	4,927	5,012
510-1625	LAGERS RETIREMENT EXPENSE	9,153	8,352	8,791	8,791	8,791	8,353
510-1635	DEFERRED COMP EXPENSE	1,509	1,505	1,504	1,504	1,504	1,504
510-1640	LIFE INSURANCE EXPENSE	128	130	134	134	134	88
510-1645	DENTAL INSURANCE	560	556	556	556	590	595
510-1650	DISABILITY INSURANCE-REG	196	198	205	205	205	208
*	PERSONNEL SERVICES	83,220	83,566	86,747	87,087	86,888	87,555
510-2010	WEARING APPAREL & ACCESS	0	0	0	0	0	0
510-2050	OPERATIONAL SUPPLIES	143	194	300	300	200	200
510-2120	GENERAL OFFICE SUPPLIES	201	713	250	250	250	250
510-2410	MOTOR VEHICLE PARTS	0	0	250	250	0	0
510-3005	ELECTRIC CHARGES	3,565	3,654	3,700	3,700	3,700	3,700
510-3015	TELEPHONE CHARGES	319	185	250	250	100	100
510-3115	FUEL,OIL,& DIESEL	402	465	450	450	500	500
510-4210	CENTRAL GARAGE REPAIRS	259	373	500	500	500	500
510-6005	TRAVEL EXPENSES	1,054	525	1,000	1,000	1,000	1,000
510-6010	CONFERENCES & SEMINARS	150	90	500	500	500	500
510-6105	DUES & MEMBERSHIPS	16	17	25	25	27	25
510-6110	PUBLICATIONS & SUBSCRIPT	369	0	400	400	0	500
*	OPERATIONAL SUPPLIES	6,478	6,216	7,625	7,625	6,777	7,275
510-7305	LIABILITY INSURANCE	1,428	1,676	1,305	1,305	1,305	1,523
*	OTHER PURCHASES/SERVICES	1,428	1,676	1,305	1,305	1,305	1,523
510-8315	COMPUTER EQUIPMENT	0	0	1,000	1,000	895	0
*	CAPITAL OUTLAY & IMPROVE	0	0	1,000	1,000	895	0
**	ADMINISTRATION	91,126	91,458	96,677	97,017	95,865	96,353

CITY OF JOPLIN
PROPOSED BUDGET EXPENDITURES
FOR FISCAL YEAR 2019

ACCOUNT	ACCOUNT DESCRIPTION	FY 2016 ACTUAL EXPENSES	FY 2017 ACTUAL EXPENSES	FY 2018 BUDGETED EXPENSES	FY 2018 ADJ BUDGET EXPENSES	FY 2018 ESTIMATED EXPENSES	FY 2019 PROPOSED EXPENSES
FUND 001 GENERAL FUND							
DEPT 70 EMERGENCY MANAGEMENT							
DIV 02 OPERATIONS							
510-1010	REGULAR-FT	25,916	23,340	29,377	29,577	29,577	30,287
510-1505	HOLIDAY PAY	858	865	0	0	0	0
510-1510	LONGEVITY PAY	302	301	602	602	525	602
510-1520	VACATION PAY	696	2,001	0	0	0	0
510-1540	COMPENSATION TIME PAY	0	28	0	0	0	0
510-1565	SICK PAY	353	1,848	0	0	0	0
510-1570	FLOATING HOLIDAY PAY	215	218	0	0	0	0
510-1605	HEALTH INSURANCE	5,032	5,600	5,843	5,843	5,610	5,912
510-1610	WORKER'S COMPENSATION	77	68	69	69	69	53
510-1615	FICA EXPENSE	2,156	2,176	2,280	2,280	2,280	2,349
510-1625	LAGERS RETIREMENT EXPENSE	4,203	3,835	4,077	4,077	4,077	3,923
510-1640	LIFE INSURANCE EXPENSE	60	61	63	63	63	65
510-1645	DENTAL INSURANCE	227	225	225	225	240	241
510-1650	DISABILITY INSURANCE-REG	91	92	97	97	97	99
510-1755	STAFF HEALTH CLUB REIMB	0	0	0	0	0	0
*	PERSONNEL SERVICES	40,186	40,658	42,633	42,833	42,538	43,531
510-2050	OPERATIONAL SUPPLIES	5	0	100	100	100	100
510-2105	COMPUTER SUPPLIES	236	0	250	250	150	150
510-2120	GENERAL OFFICE SUPPLIES	1,136	1,103	1,150	1,150	1,000	1,000
510-2205	FOOD & BEVERAGE SUPPLIES	35	62	100	100	100	100
510-3015	TELEPHONE CHARGES	6,168	3,974	4,000	4,000	2,000	2,000
510-3025	CABLE CHARGES	4,089	4,426	4,400	4,400	4,400	4,400
510-3205	POSTAGE	11	25	25	25	25	25
510-4125	GENERAL EQUIPMENT REPAIRS	705	5,375	7,000	7,000	6,000	6,000
510-5265	MAINTENANCE CONTRACTS/AGR	2,688	3,529	5,000	5,000	8,000	8,000
510-6005	TRAVEL EXPENSES	0	449	500	500	500	500
510-6010	CONFERENCES & SEMINARS	0	90	250	250	470	250
510-6110	PUBLICATIONS & SUBSCRIPT	745	0	750	750	375	375
*	OPERATIONAL SUPPLIES	15,818	19,033	23,525	23,525	23,120	22,900
510-7305	LIABILITY INSURANCE	3,429	3,612	2,858	2,858	2,858	3,547
*	OTHER PURCHASES/SERVICES	3,429	3,612	2,858	2,858	2,858	3,547
510-8230	EMERGENCY OPERATING EQUIP	0	6,805	0	0	0	0
510-8315	COMPUTER EQUIPMENT	0	0	0	0	0	850
*	CAPITAL OUTLAY & IMPROVE	0	6,805	0	0	0	850
**	OPERATIONS	59,433	70,108	69,016	69,216	68,516	70,828
***	EMERGENCY MANAGEMENT	150,559	161,566	165,693	166,233	164,381	167,181


CITY OF JOPLIN
STATE OF MISSOURI
ADOPTED 1911

General Fund - Emergency Management

2018-2019 Department Staffing

Division	FTE	Position
Administration	1.00	Emergency Management Coordinator
Operations	1.00	Senior Clerk
	2.00	**Total FTE**

Capital Expenditures

Division		
Operations	Replacement Computer	$ 850
		$ 850

CITY OF JOPLIN
PROPOSED BUDGET EXPENDITURES
FOR FISCAL YEAR 2019

ACCOUNT	ACCOUNT DESCRIPTION	FY 2016 ACTUAL EXPENSES	FY 2017 ACTUAL EXPENSES	FY 2018 BUDGETED EXPENSES	FY 2018 ADJ BUDGET EXPENSES	FY 2018 ESTIMATED EXPENSES	FY 2019 PROPOSED EXPENSES
FUND 001	GENERAL FUND						
DEPT 80	NEIGHBORHOOD IMPROVEMENT						
DIV 01	ADMINISTRATION						
520-1010	REGULAR-FT	168,579	120,834	155,402	157,137	157,137	155,401
520-1020	OVERTIME-FT	22	40	50	50	50	50
520-1505	HOLIDAY PAY	5,948	4,625	0	0	0	0
520-1510	LONGEVITY PAY	1,102	2,639	3,492	3,492	3,492	3,768
520-1520	VACATION PAY	12,288	9,874	0	0	0	0
520-1530	STANDBY PAY	0	72	0	0	0	0
520-1535	AUTO ALLOWANCE	195	150	481	481	481	301
520-1540	COMPENSATION TIME PAY	1,092	453	0	0	0	0
520-1565	SICK PAY	5,415	6,085	0	0	0	0
520-1570	FLOATING HOLIDAY PAY	1,833	1,148	0	0	0	0
520-1575	CITIZENSHIP LEAVE PAY	0	0	0	0	0	0
520-1595	CELL PHONE ALLOWANCE	2,240	1,937	2,003	2,003	2,003	2,003
520-1605	HEALTH INSURANCE	34,776	35,199	37,793	37,793	37,793	37,599
520-1610	WORKER'S COMPENSATION	6,998	5,394	5,299	5,299	5,299	4,351
520-1615	FICA EXPENSE	14,577	10,430	11,272	11,272	11,272	11,303
520-1625	LAGERS RETIREMENT EXPENSE	23,104	19,574	21,955	21,955	21,955	20,513
520-1635	DEFERRED COMP EXPENSE	1,618	134	301	301	301	301
520-1640	LIFE INSURANCE EXPENSE	395	300	333	333	333	333
520-1645	DENTAL INSURANCE	1,885	1,584	1,640	1,640	1,640	1,719
520-1650	DISABILITY INSURANCE-REG	605	464	510	510	510	509
520-1755	STAFF HEALTH CLUB REIMB	120	0	0	0	0	0
*	PERSONNEL SERVICES	282,792	220,936	240,531	242,266	242,266	238,151
520-2050	OPERATIONAL SUPPLIES	1,024	20	800	800	500	500
520-2108	COMPUTER PERIPHERALS	993	0	275	275	275	0
520-2120	GENERAL OFFICE SUPPLIES	510	552	600	600	600	600
520-2205	FOOD & BEVERAGE SUPPLIES	576	0	0	0	0	0
520-2825	SAFETY EQUIPMENT	5	0	25	25	0	0
520-2855	FACILITY RENT ALLOCATION	18,498	0	0	0	0	0
520-3015	TELEPHONE CHARGES	1,154	1,213	1,300	1,300	1,500	1,500
520-3115	FUEL,OIL,& DIESEL	1,847	1,586	2,000	2,000	1,100	1,100
520-3205	POSTAGE	4,262	1,866	3,200	3,200	2,000	2,000
520-4210	CENTRAL GARAGE REPAIRS	2,165	2,972	2,000	2,000	1,800	1,800
520-5115	TEMPORARY EMPLOYEE SERVIC	0	0	0	0	0	0
520-6005	TRAVEL EXPENSES	459	0	0	0	0	0
520-6010	CONFERENCES & SEMINARS	200	0	0	0	0	0
520-6105	DUES & MEMBERSHIPS	56	26	100	100	50	50
*	OPERATIONAL SUPPLIES	31,749	8,235	10,300	10,300	7,825	7,550
520-7005	PRINTING SERVICES	150	273	150	150	150	150
520-7010	COPY SERVICES	3,873	3,685	3,900	3,900	3,500	3,500
520-7030	FEES & PERMITS	80	0	0	0	0	0

CITY OF JOPLIN
PROPOSED BUDGET EXPENDITURES
FOR FISCAL YEAR 2019

ACCOUNT	ACCOUNT DESCRIPTION	FY 2016 ACTUAL EXPENSES	FY 2017 ACTUAL EXPENSES	FY 2018 BUDGETED EXPENSES	FY 2018 ADJ BUDGET EXPENSES	FY 2018 ESTIMATED EXPENSES	FY 2019 PROPOSED EXPENSES
FUND 001 GENERAL FUND							
DEPT 80 NEIGHBORHOOD IMPROVEMENT							
DIV 01 ADMINISTRATION							
520-7080	COMMUNITY GARDEN	0	0	0	0	0	0
520-7305	LIABILITY INSURANCE	8,304	10,474	6,350	6,350	6,350	7,151
*	OTHER PURCHASES/SERVICES	12,407	14,432	10,400	10,400	10,000	10,801
520-8210	MOTOR VEHICLES	0	0	0	0	0	0
520-8220	OPERATING EQUIPMENT	0	0	0	0	0	0
520-8315	COMPUTER EQUIPMENT	0	0	0	0	0	8,800
*	CAPITAL OUTLAY & IMPROVE	0	0	0	0	0	8,800
**	ADMINISTRATION	326,948	243,603	261,231	262,966	260,091	265,302
***	NEIGHBORHOOD IMPROVEMENT	326,948	243,603	261,231	262,966	260,091	265,302


CITY OF JOPLIN
STATE OF MISSOURI
ZINC IS KING
ADOPTED 1917

General Fund - Neighborhood Imp.

2018-2019 Department Staffing

Division	FTE	Position
Administration	0.10	Director of Planning, Dev. & Neighborhood Services
	0.10	Asst. Dir. of Planning, Dev. & Neighborhood Services
	3.00	Neighborhood Improvement Officer
	1.00	Senior Clerk
	4.20	**Total FTE**

Capital Expenditures

Division		
Administration	Replacement Ruggedized Laptop Computer (2)	$ 8,800
		$ 8,800

CITY OF JOPLIN
PROPOSED BUDGET EXPENDITURES
FOR FISCAL YEAR 2019

ACCOUNT	ACCOUNT DESCRIPTION	FY 2016 ACTUAL EXPENSES	FY 2017 ACTUAL EXPENSES	FY 2018 BUDGETED EXPENSES	FY 2018 ADJ BUDGET EXPENSES	FY 2018 ESTIMATED EXPENSES	FY 2019 PROPOSED EXPENSES
FUND 001 GENERAL FUND							
DEPT 90 TRANSFERS							
DIV 03 TRANSFERS							
500-9005	LIBRARY FUND SUBSIDY	250,177	251,915	250,000	250,000	250,000	225,000
500-9010	HEALTH FUND SUBSIDY	988,500	988,500	988,500	988,500	988,500	1,020,000
500-9015	PARKS FUND SUBSIDY	2,754,500	2,594,300	2,396,500	2,396,500	2,296,500	2,346,500
500-9030	INFRASTRUCTURE SUBSIDY	0	0	0	0	0	0
500-9040	GOLF COURSE SUBSIDY	200,000	77,000	400,000	400,000	400,000	0
500-9045	PARKS/STORMWATER SUBSIDY	0	0	0	0	0	0
500-9050	COMMUNITY DEVELOPMENT	0	0	0	0	0	0
500-9051	HEALTH SELF-INSURANCE	0	0	0	0	0	0
500-9065	FLEXIBLE SPENDING PLAN	15,000	20,000	0	0	0	0
500-9070	ECONOMIC DEVELOPMENT	0	0	0	0	0	0
500-9075	TRANSPORTATION SALES TAX	0	0	0	0	0	0
500-9205	TRANSFER TO DEBT SERVICE	0	2,838,577	0	0	0	0
500-9805	TIF TAX PAYMENT	1,371,497	1,454,627	1,288,200	1,288,200	1,575,000	1,575,000
500-9998	TRANSFER TO JOE BECKER	0	0	0	0	0	0
*	OTHER FINANCING USES	5,579,674	8,224,919	5,323,200	5,323,200	5,510,000	5,166,500
**	TRANSFERS	5,579,674	8,224,919	5,323,200	5,323,200	5,510,000	5,166,500
***	TRANSFERS	5,579,674	8,224,919	5,323,200	5,323,200	5,510,000	5,166,500
****	GENERAL FUND	38,339,460	42,623,789	36,191,189	36,618,491	36,541,194	36,017,955

Convention & Tourism


CITY OF JOPLIN
STATE OF MISSOURI
LINCOLNIA
ADOPTED

Convention & Tourism

Fund Balance Projection

	FY 2017 Actuals	FY 2018 Adjusted Budget	FY 2018 Estimated Actuals	FY 2019 Proposed Budget
REVENUES				
Taxes	$ 1,399,723	$ 1,355,000	$ 1,405,000	$ 1,405,000
Service Charges & User Fees	-	-	-	-
Charges & Assessments	-	-	-	-
Other Income & Donations	-	1,000	1,100	3,000
State Grants	-	-	-	-
Local Grants	-	-	-	-
TOTAL REVENUES	**$ 1,399,723**	**$ 1,356,000**	**$ 1,406,100**	**$ 1,408,000**
EXPENDITURES				
CVB - Administration	$ 461,204	$ 587,520	$ 604,293	$ 615,610
Special Projects	651,834	640,363	640,359	640,365
State Grants	20,931	11,000	11,000	11,000
TOTAL EXPENDITURES	**$ 1,133,969**	**$ 1,238,883**	**$ 1,255,652**	**$ 1,266,975**
EXCESS REVENUES OVER (UNDER) EXPENDITURES	**$ 265,754**	**$ 117,117**	**$ 150,448**	**$ 141,025**
OTHER FINANCING SOURCES (USES)				
Transfers In	$ -	$ -	$ -	$ -
Transfers Out	(62,691)	(65,100)	(65,100)	(65,137)
TOTAL OTHER FINANCING SOURCES (USES)	**$ (62,691)**	**$ (65,100)**	**$ (65,100)**	**$ (65,137)**
NET CHANGE IN FUND BALANCE	**$ 203,063**	**$ 52,017**	**$ 85,348**	**$ 75,888**
FUND BALANCE, BEGINNING OF YEAR	**$ 942,742**	**$ 1,145,805**	**$ 1,145,805**	**$ 1,231,153**
FUND BALANCE, END OF YEAR	**$ 1,145,805**	**$ 1,197,822**	**$ 1,231,153**	**$ 1,307,041**
FUND BALANCE SUMMARY:				
Reserved Fund Balance	$ -	$ -	$ -	$ -
Unrestricted Fund Balance	1,145,805	1,197,822	1,231,153	1,307,041
TOTAL FUND BALANCE SUMMARY	**$ 1,145,805**	**$ 1,197,822**	**$ 1,231,153**	**$ 1,307,041**

CITY OF JOPLIN
PROPOSED BUDGET REVENUE
FOR FISCAL YEAR 2019

ACCOUNT	ACCOUNT DESCRIPTION	FY 2016 ACTUAL REVENUE	FY 2017 ACTUAL REVENUE	FY 2018 BUDGETED REVENUE	FY 2018 ADJ BUDGET REVENUE	FY 2018 ESTIMATED REVENUE	FY 2019 PROPOSED REVENUE
FUND 105	CONVENTION & TOURISM						
400-0501	HOTEL/MOTEL TAX	1,359,458	1,390,860	1,350,000	1,350,000	1,400,000	1,400,000
400-0502	HOTEL/MOTEL TAX PENALTIES	5,634	8,863	5,000	5,000	5,000	5,000
*	TAXES	1,365,092	1,399,723	1,355,000	1,355,000	1,405,000	1,405,000
450-0103	INVESTMENTS	0	0	0	0	0	0
450-0204	GAIN/LOSS ON INVESTMENTS	0	0	0	0	0	0
450-0306	OTHER DONATIONS	0	0	0	0	0	0
450-0401	CITY RESALE PROCEEDS	0	0	0	0	0	0
450-0406	SALE OF PROP & EQUIP	0	0	0	0	0	2,000
450-0611	OTHER INCOME	4,440	0	1,000	1,000	1,100	1,000
*	OTHER INCOME/DONATIONS	4,440	0	1,000	1,000	1,100	3,000
**	CONVENTION & TOURISM	1,369,532	1,399,723	1,356,000	1,356,000	1,406,100	1,408,000

CITY OF JOPLIN
PROPOSED BUDGET EXPENDITURES
FOR FISCAL YEAR 2019

ACCOUNT	ACCOUNT DESCRIPTION	FY 2016 ACTUAL EXPENSES	FY 2017 ACTUAL EXPENSES	FY 2018 BUDGETED EXPENSES	FY 2018 ADJ BUDGET EXPENSES	FY 2018 ESTIMATED EXPENSES	FY 2019 PROPOSED EXPENSES
FUND 105	CONVENTION & TOURISM						
DEPT 40	CONVENTION & TOURISM						
DIV 01	ADMINISTRATION						
560-1010	REGULAR-FT	106,602	106,972	122,358	124,133	124,133	130,115
560-1020	OVERTIME-FT	23	48	50	50	50	50
560-1505	HOLIDAY PAY	3,574	3,621	0	0	0	0
560-1510	LONGEVITY PAY	357	538	1,269	1,269	776	1,220
560-1520	VACATION PAY	4,205	5,535	0	0	0	0
560-1535	AUTO ALLOWANCE	2,414	2,408	2,407	2,407	2,407	2,407
560-1540	COMPENSATION TIME PAY	241	151	0	0	0	0
560-1565	SICK PAY	1,893	2,231	0	0	0	0
560-1570	FLOATING HOLIDAY PAY	800	905	0	0	0	0
560-1595	CELL PHONE ALLOWANCE	628	626	1,252	1,252	626	1,252
560-1605	HEALTH INSURANCE	26,170	29,120	30,150	30,150	29,113	30,505
560-1610	WORKER'S COMPENSATION	326	292	293	293	293	229
560-1615	FICA EXPENSE	8,669	8,760	8,956	8,956	8,956	9,266
560-1625	LAGERS RETIREMENT EXPENSE	17,906	16,499	17,318	17,318	17,318	17,150
560-1635	DEFERRED COMP EXPENSE	3,018	3,009	3,009	3,009	3,009	3,009
560-1640	LIFE INSURANCE EXPENSE	249	255	261	261	261	279
560-1645	DENTAL INSURANCE	560	556	556	556	556	595
560-1650	DISABILITY INSURANCE-REG	385	393	403	403	403	425
560-1755	STAFF HEALTH CLUB REIMB	20	40	0	0	0	0
*	PERSONNEL SERVICES	178,040	181,959	188,282	190,057	187,901	196,502
560-2050	OPERATIONAL SUPPLIES	447	73	500	500	100	100
560-2120	GENERAL OFFICE SUPPLIES	2,203	1,083	1,500	1,500	1,900	1,900
560-2205	FOOD & BEVERAGE SUPPLIES	777	692	750	750	750	750
560-2805	PROMOTIONAL MATERIALS	6,972	4,422	7,000	7,000	6,500	7,000
560-2810	CONVENTIONS & TRADE SHOWS	7,449	6,980	8,000	8,000	8,000	8,000
560-2815	SPEC EVENTS & PROMOTIONS	26,330	13,625	13,000	13,000	13,000	13,000
560-2850	LOCAL SALES MEETINGS	72	0	0	0	0	0
560-2855	FACILITY RENT ALLOCATION	18,747	0	11,344	11,344	11,344	11,344
560-3015	TELEPHONE CHARGES	3,194	2,238	2,500	2,500	1,900	1,900
560-3115	FUEL,OIL,& DIESEL	271	409	350	350	350	350
560-3205	POSTAGE	7,691	12,120	9,000	9,000	12,000	12,000
560-3210	FREIGHT & DELIVERY	259	51	500	500	250	250
560-4210	CENTRAL GARAGE REPAIRS	225	1,692	500	500	500	500
560-4220	VEHICLE CLEANING	100	0	100	100	0	0
560-5010	CONSULTING FEES	28,783	17,624	25,000	25,000	25,000	24,000
560-5055	CONTRACTOR FEES	22,829	35,838	50,000	50,000	55,000	50,000
560-5060	CONVENTION BID FEES	18,047	18,054	40,000	40,000	40,000	40,000
560-5225	MARKETING/PUBLIC RELATION	14,297	11,706	19,000	19,000	12,500	16,000
560-5265	MAINTENANCE CONTRACTS/AGR	3,000	7,500	9,500	9,500	9,500	9,500
560-6005	TRAVEL EXPENSES	13,156	10,091	13,500	13,500	18,000	13,500
560-6010	CONFERENCES & SEMINARS	4,133	612	4,500	4,500	4,356	4,500
560-6105	DUES & MEMBERSHIPS	6,283	7,653	7,000	7,000	7,000	7,000

CITY OF JOPLIN
PROPOSED BUDGET EXPENDITURES
FOR FISCAL YEAR 2019

ACCOUNT	ACCOUNT DESCRIPTION	FY 2016 ACTUAL EXPENSES	FY 2017 ACTUAL EXPENSES	FY 2018 BUDGETED EXPENSES	FY 2018 ADJ BUDGET EXPENSES	FY 2018 ESTIMATED EXPENSES	FY 2019 PROPOSED EXPENSES
FUND 105 CONVENTION & TOURISM							
DEPT 40 CONVENTION & TOURISM							
DIV 01 ADMINISTRATION							
560-6110	PUBLICATIONS & SUBSCRIPT	900	3,600	6,200	6,200	5,800	6,200
*	OPERATIONAL SUPPLIES	186,165	156,063	229,744	229,744	233,750	227,794
560-7005	PRINTING SERVICES	13,956	12,771	20,000	20,000	33,723	12,000
560-7010	COPY SERVICES	1,922	3,631	3,500	3,500	4,700	4,700
560-7015	ADVERTISING	93,727	101,356	118,000	140,000	140,000	146,000
560-7030	FEES & PERMITS	80	0	0	0	0	0
560-7305	LIABILITY INSURANCE	4,521	5,424	4,219	4,219	4,219	4,864
*	OTHER PURCHASES/SERVICES	114,206	123,182	145,719	167,719	182,642	167,564
560-8210	MOTOR VEHICLES	0	0	0	0	0	23,750
560-8315	COMPUTER EQUIPMENT	14,025	0	0	0	0	0
*	CAPITAL OUTLAY & IMPROVE	14,025	0	0	0	0	23,750
560-9999	TRANSFER TO GENERAL FUND	53,662	62,691	65,100	65,100	65,100	65,137
*	OTHER FINANCING USES	53,662	62,691	65,100	65,100	65,100	65,137
**	ADMINISTRATION	546,098	523,895	628,845	652,620	669,393	680,747

CITY OF JOPLIN
PROPOSED BUDGET EXPENDITURES
FOR FISCAL YEAR 2019

ACCOUNT	ACCOUNT DESCRIPTION	FY 2016 ACTUAL EXPENSES	FY 2017 ACTUAL EXPENSES	FY 2018 BUDGETED EXPENSES	FY 2018 ADJ BUDGET EXPENSES	FY 2018 ESTIMATED EXPENSES	FY 2019 PROPOSED EXPENSES
FUND 105	CONVENTION & TOURISM						
DEPT 40	CONVENTION & TOURISM						
DIV 80	SPECIAL PROJECTS						
560-1010	REGULAR-FT	37,076	38,722	44,420	44,620	44,620	46,257
560-1020	OVERTIME-FT	324	143	350	350	150	150
560-1505	HOLIDAY PAY	1,248	1,317	0	0	0	0
560-1510	LONGEVITY PAY	727	737	740	740	740	889
560-1520	VACATION PAY	2,335	1,989	0	0	0	0
560-1540	COMPENSATION TIME PAY	124	35	0	0	0	0
560-1565	SICK PAY	1,450	1,306	0	0	0	0
560-1570	FLOATING HOLIDAY PAY	324	329	0	0	0	0
560-1595	CELL PHONE ALLOWANCE	66	64	64	64	64	64
560-1605	HEALTH INSURANCE	6,314	7,000	7,304	7,304	7,000	7,390
560-1610	WORKER'S COMPENSATION	625	652	664	664	664	518
560-1615	FICA EXPENSE	3,352	3,390	3,452	3,452	3,452	3,591
560-1625	LAGERS RETIREMENT EXPENSE	6,465	5,986	6,199	6,199	6,199	6,015
560-1635	DEFERRED COMP EXPENSE	377	376	376	376	376	376
560-1640	LIFE INSURANCE EXPENSE	89	93	95	95	95	99
560-1645	DENTAL INSURANCE	285	281	281	281	281	301
560-1650	DISABILITY INSURANCE-REG	139	142	149	149	149	152
*	PERSONNEL SERVICES	61,320	62,562	64,094	64,294	63,790	65,802
560-2855	FACILITY RENT ALLOCATION	6,249	0	3,784	3,784	3,784	3,784
560-3005	ELECTRIC CHARGES	1,576	14,775	1,650	1,650	0	1,700
560-3015	TELEPHONE CHARGES	582	370	500	500	150	150
560-3020	WATER CHARGES	509	372	400	400	400	400
560-3115	FUEL,OIL,& DIESEL	469	477	600	600	600	600
560-4105	PROPERTY REPAIRS & MAINT	2,233	3,106	10,000	10,000	10,000	10,000
560-4210	CENTRAL GARAGE REPAIRS	1,626	2,592	2,000	2,000	1,500	1,500
560-6005	TRAVEL EXPENSES	3,694	2,072	4,000	4,000	0	4,000
560-6010	CONFERENCES & SEMINARS	2,505	4,568	6,000	6,000	0	5,000
*	OPERATIONAL SUPPLIES	19,443	28,332	28,934	28,934	16,434	27,134
560-7030	FEES & PERMITS	27	0	0	0	0	0
560-7305	LIABILITY INSURANCE	2,246	2,761	2,135	2,135	2,135	2,429
560-7426	JOPLIN SPORTS AUTHORITY	421,607	418,008	405,000	405,000	420,000	420,000
560-7505	SPECIAL EVENTS	112,045	137,445	120,000	120,000	120,000	120,000
*	OTHER PURCHASES/SERVICES	535,925	558,214	527,135	527,135	542,135	542,429
560-8115	ENTRYWAY/BEAUTIFICATION	12,039	2,726	20,000	20,000	18,000	5,000
560-8315	COMPUTER EQUIPMENT	0	0	0	0	0	0
*	CAPITAL OUTLAY & IMPROVE	12,039	2,726	20,000	20,000	18,000	5,000

CITY OF JOPLIN
PROPOSED BUDGET EXPENDITURES
FOR FISCAL YEAR 2019

ACCOUNT	ACCOUNT DESCRIPTION	FY 2016 ACTUAL EXPENSES	FY 2017 ACTUAL EXPENSES	FY 2018 BUDGETED EXPENSES	FY 2018 ADJ BUDGET EXPENSES	FY 2018 ESTIMATED EXPENSES	FY 2019 PROPOSED EXPENSES
FUND 105 CONVENTION & TOURISM							
DEPT 40 CONVENTION & TOURISM							
DIV 91 GRANTS - STATE							
560-7015	ADVERTISING	22,783	20,931	11,000	11,000	11,000	11,000
*	OTHER PURCHASES/SERVICES	22,783	20,931	11,000	11,000	11,000	11,000
**	GRANTS - STATE	22,783	20,931	11,000	11,000	11,000	11,000
***	CONVENTION & TOURISM	1,197,608	1,196,660	1,280,008	1,303,983	1,320,752	1,332,112
****	CONVENTION & TOURISM	1,197,608	1,196,660	1,280,008	1,303,983	1,320,752	1,332,112


CITY OF JOPLIN
STATE OF MISSOURI
ZINC IS KING
ADOPTED 1911

Convention & Tourism

2018-2019 Department Staffing

Division	FTE	Position
Administration	1.00	CVB Director
	1.00	Director of Sales/CVB
	1.00	Senior Clerk
Special Projects	1.00	CVB Tourism & Events Specialist
	0.25	Athletic Facilities Superintendent
	4.25	**Total FTE**

Capital Expenditures

Division		
Administration	Replacement Minivan	$ 23,750
Special Projects	Historic Trail Signage	5,000
		$ 28,750


CITY OF JOPLIN
STATE OF MISSOURI
1873
ADOPTED 1911

Health & Welfare


CITY OF JOPLIN
STATE OF MISSOURI
ZINC IS KING
ADOPTED 1911

Health & Welfare

Fund Balance Projection

	FY 2017 Actuals	FY 2018 Adjusted Budget	FY 2018 Estimated Actuals	FY 2019 Proposed Budget
REVENUES				
Taxes	$ 440,673	$ 439,700	$ 429,543	$ 430,700
Service Charges & User Fees	12,557	9,900	11,150	10,650
Charges & Assessments	98,140	93,800	96,650	106,550
Other Income & Donations	9,293	5,500	10,900	10,400
Federal Grants	415,539	274,484	266,693	265,163
State Grants	656,410	620,482	662,044	655,911
Local Grants	55,516	51,000	51,000	51,000
TOTAL REVENUES	**$ 1,688,128**	**$ 1,494,866**	**$ 1,527,980**	**$ 1,530,374**
EXPENDITURES				
Public Health Administration	$ 467,281	$ 368,419	$ 368,599	$ 389,418
WIC Services	601,117	610,347	604,686	624,159
Environmental Health	388,508	394,845	386,626	408,586
Medical Services	415,080	469,307	460,610	494,459
Animal Control	717,000	484,784	432,771	457,519
Public Health Preparedness	96,914	94,168	93,702	93,053
Federal Grants	27,334	-	-	-
TOTAL EXPENDITURES	**$ 2,713,234**	**$ 2,421,870**	**$ 2,346,994**	**$ 2,467,194**
EXCESS REVENUES OVER (UNDER) EXPENDITURES	**$ (1,025,106)**	**$ (927,004)**	**$ (819,014)**	**$ (936,820)**
OTHER FINANCING SOURCES (USES)				
Transfers In	$ 988,500	$ 988,500	$ 988,500	$ 1,020,000
Transfers Out	(63,309)	(65,897)	(65,897)	(60,384)
TOTAL OTHER FINANCING SOURCES (USES)	**$ 925,191**	**$ 922,603**	**$ 922,603**	**$ 959,616**
NET CHANGE IN FUND BALANCE	**$ (99,915)**	**$ (4,401)**	**$ 103,589**	**$ 22,796**
FUND BALANCE, BEGINNING OF YEAR	**$ 695,180**	**$ 595,265**	**$ 595,265**	**$ 698,854**
FUND BALANCE, END OF YEAR	**$ 595,265**	**$ 590,864**	**$ 698,854**	**$ 721,650**
FUND BALANCE SUMMARY:				
Reserved Fund Balance	$ -	$ -	$ -	$ -
Unrestricted Fund Balance	595,265	590,864	698,854	721,650
TOTAL FUND BALANCE SUMMARY	**$ 595,265**	**$ 590,864**	**$ 698,854**	**$ 721,650**

CITY OF JOPLIN
PROPOSED BUDGET REVENUE
FOR FISCAL YEAR 2019

ACCOUNT	ACCOUNT DESCRIPTION	FY 2016 ACTUAL REVENUE	FY 2017 ACTUAL REVENUE	FY 2018 BUDGETED REVENUE	FY 2018 ADJ BUDGET REVENUE	FY 2018 ESTIMATED REVENUE	FY 2019 PROPOSED REVENUE
FUND 110	HEALTH & WELFARE						
400-0101	REAL ESTATE TAXES	322,511	331,717	330,000	330,000	330,000	330,000
400-0102	PAYMENT IN LIEU OF TAXES	611	699	700	700	680	700
400-0103	COMMERCIAL SURTAX	88,389	90,828	91,000	91,000	84,720	85,000
400-0104	FINANCIAL INST TAX	460	1,747	1,500	1,500	1,401	1,500
400-0105	RAILROAD & UTILITY TAX	13,035	14,245	14,500	14,500	11,242	12,000
400-0106	PENALTIES & INTEREST-PROP	2,080	1,437	2,000	2,000	1,500	1,500
*	TAXES	427,086	440,673	439,700	439,700	429,543	430,700
430-0401	HUMANE SOCIETY FEES	6,180	7,500	7,000	7,000	7,500	7,500
430-0501	FACILITY RENTAL FEES	2,400	2,200	2,400	2,400	2,400	2,400
430-1401	PHOTOCOPY CHARGES	0	0	0	0	0	0
430-1410	SEMINAR CHARGES	594	710	500	500	750	750
430-1420	RESTITUTION FEES	2,612	2,147	0	0	500	0
*	SERVICE CHARGES/USER FEES	11,786	12,557	9,900	9,900	11,150	10,650
440-0302	VACCINATION-VFC	4,820	3,890	4,000	4,000	3,700	3,700
440-0303	VACCINATION-CHILD-SELFPAY	1,991	358	1,500	1,500	400	400
440-0304	VACCINATION-ADULT-SELFPAY	5,030	2,342	4,000	4,000	1,250	1,250
440-0305	VACCINATION-ADULT-TRAVEL	11,322	8,809	3,600	3,600	1,700	10,000
440-0306	VACCINATION-ADULT-317	1,190	1,540	1,200	1,200	2,000	2,000
440-0307	MEDICAID ENROLL REIMBURSE	0	0	0	0	1,600	3,200
440-0907	HEALTH DEPT-TB TESTS	4,680	5,175	4,500	4,500	5,000	5,000
440-0914	VITAL RECORDS PROCESS FEE	72,919	76,026	75,000	75,000	81,000	81,000
*	CHARGES & ASSESSMENTS	101,952	98,140	93,800	93,800	96,650	106,550
450-0103	INVESTMENTS	0	0	0	0	0	0
450-0112	CONNOR BARBEE TRUST	756	1,750	1,000	1,000	2,800	2,800
450-0306	OTHER DONATIONS	0	500	0	0	1,000	500
450-0401	CITY RESALE PROCEEDS	45	60	0	0	100	100
450-0604	INSURANCE CLAIM SETTLEMNT	1,552	0	0	0	0	0
450-0611	OTHER INCOME	76	706	500	500	500	500
450-0614	VACCINE SUPPLIES REIMB	5,611	6,277	4,000	4,000	6,500	6,500
*	OTHER INCOME/DONATIONS	8,040	9,293	5,500	5,500	10,900	10,400
460-0201	GENERAL FUND SUBSIDY	988,500	988,500	988,500	988,500	988,500	1,020,000
*	TRANSFERS/SUBSIDIES	988,500	988,500	988,500	988,500	988,500	1,020,000
470-0207	FEMA-FEDERAL DISASTER	19,773	0	0	0	0	0
470-0301	MEDICAID GRANT	11,830	11,149	11,000	11,000	11,200	11,200
470-0303	STD/HIV PREVENTION GRANT	0	0	0	0	0	0
470-0305	CORE PUBLIC HEALTH GRANT	129,948	91,491	91,686	91,686	92,000	97,865

CITY OF JOPLIN
PROPOSED BUDGET REVENUE
FOR FISCAL YEAR 2019

ACCOUNT	ACCOUNT DESCRIPTION	FY 2016 ACTUAL REVENUE	FY 2017 ACTUAL REVENUE	FY 2018 BUDGETED REVENUE	FY 2018 ADJ BUDGET REVENUE	FY 2018 ESTIMATED REVENUE	FY 2019 PROPOSED REVENUE
FUND 110	HEALTH & WELFARE						
470-0307	DEPT OF CORR CLINIC GRANT	4,225	4,340	4,200	4,200	4,200	4,200
470-0309	EPA GRANT	1,312,502	136,536	0	0	0	0
470-0310	USDA SUMMER FOOD SERVICE	500	445	600	600	500	500
470-0311	MEDICARE GRANT	0	0	0	0	0	0
470-0312	PUBLIC HEALTH PREPAREDNES	38,298	37,478	39,198	39,198	39,198	39,398
470-0315	DHSS VACCINE PROGRAM PROV	127,801	111,323	127,800	127,800	112,000	112,000
470-0316	PANDEMIC FLU	0	0	0	0	0	0
470-0319	MO FOUNDATION FOR HEALTH	0	22,493	0	0	7,595	0
470-0320	H1N1 PUBLIC HEALTH GRANT	0	0	0	0	0	0
470-0322	TUBERCULOSIS CONTROL	142	284	0	0	0	0
470-0323	CHIP HSI GRANT	0	0	0	0	0	0
470-0324	EBOLA VIRUS GRANT	0	0	0	0	0	0
*	FEDERAL GRANTS	1,645,019	415,539	274,484	274,484	266,693	265,163
480-0702	WIC GRANTS	543,038	561,184	526,680	526,680	566,799	560,666
480-0703	CHILD HEALTH GRANTS	32,428	36,563	32,428	32,428	32,405	32,405
480-0704	PEER COUNSELING GRANTS	58,125	54,993	57,874	57,874	59,340	59,340
480-0706	DAYCARE INSPECTION GRANT	3,580	3,670	3,500	3,500	3,500	3,500
*	STATE GRANTS	637,171	656,410	620,482	620,482	662,044	655,911
490-0217	CO HEALTH PREPAREDNESS SH	58,533	55,516	51,000	51,000	51,000	51,000
*	LOCAL GRANTS	58,533	55,516	51,000	51,000	51,000	51,000
**	HEALTH & WELFARE	3,878,087	2,676,628	2,483,366	2,483,366	2,516,480	2,550,374

CITY OF JOPLIN
PROPOSED BUDGET EXPENDITURES
FOR FISCAL YEAR 2019

ACCOUNT	ACCOUNT DESCRIPTION	FY 2016 ACTUAL EXPENSES	FY 2017 ACTUAL EXPENSES	FY 2018 BUDGETED EXPENSES	FY 2018 ADJ BUDGET EXPENSES	FY 2018 ESTIMATED EXPENSES	FY 2019 PROPOSED EXPENSES
FUND 110 HEALTH & WELFARE							
DEPT 35 PUBLIC HEALTH							
DIV 01 ADMINISTRATION							
550-1010	REGULAR-FT	161,774	167,556	200,393	203,883	203,883	211,676
550-1020	OVERTIME-FT	0	0	0	0	0	0
550-1110	REGULAR-PT	0	0	0	0	0	0
550-1410	OTHER STIPENDS	1,713	1,778	2,006	2,006	2,006	2,006
550-1505	HOLIDAY PAY	5,853	5,992	0	0	0	0
550-1510	LONGEVITY PAY	7,675	8,933	9,113	9,113	9,113	9,478
550-1520	VACATION PAY	11,963	12,376	0	0	0	0
550-1535	AUTO ALLOWANCE	0	0	0	0	0	0
550-1540	COMPENSATION TIME PAY	42	24	0	0	0	0
550-1545	CARE LEAVE PAY	0	0	0	0	0	0
550-1565	SICK PAY	5,050	4,131	0	0	0	0
550-1570	FLOATING HOLIDAY PAY	1,463	1,498	0	0	0	0
550-1575	CITIZENSHIP LEAVE PAY	0	0	0	0	0	0
550-1595	CELL PHONE ALLOWANCE	628	626	1,486	1,486	862	862
550-1605	HEALTH INSURANCE	32,342	36,183	38,185	38,185	37,000	38,634
550-1610	WORKER'S COMPENSATION	898	814	834	834	834	659
550-1615	FICA EXPENSE	14,588	15,077	14,235	14,235	14,235	14,730
550-1625	LAGERS RETIREMENT EXPENSE	28,712	27,211	28,968	28,968	28,968	28,530
550-1635	DEFERRED COMP EXPENSE	2,794	2,838	3,009	3,009	3,009	3,009
550-1640	LIFE INSURANCE EXPENSE	397	410	429	429	429	427
550-1645	DENTAL INSURANCE	1,625	1,621	1,646	1,646	1,646	1,761
550-1650	DISABILITY INSURANCE-REG	610	628	656	656	656	691
550-1755	STAFF HEALTH CLUB REIMB	0	0	0	0	0	0
*	PERSONNEL SERVICES	278,127	287,696	300,960	304,450	302,641	312,463
550-2015	JANITORIAL SUPPLIES	1,492	2,193	2,000	2,000	2,000	2,000
550-2030	MAINTENANCE SUPPLIES	81	365	200	200	336	350
550-2050	OPERATIONAL SUPPLIES	634	1,172	1,500	1,500	1,500	1,500
550-2105	COMPUTER SUPPLIES	151	0	150	150	0	150
550-2108	COMPUTER PERIPHERALS	0	0	0	0	0	0
550-2120	GENERAL OFFICE SUPPLIES	1,763	993	1,800	1,800	1,500	1,500
550-2130	SMALL OFFICE FURNISHINGS	383	0	0	0	1,394	0
550-2205	FOOD & BEVERAGE SUPPLIES	221	104	200	200	600	200
550-2610	FIRST AID SUPPLIES	142	124	150	150	65	150
550-2805	PROMOTIONAL MATERIALS	637	513	2,500	2,500	2,500	2,500
550-3005	ELECTRIC CHARGES	6,499	6,802	7,000	7,000	7,000	7,000
550-3015	TELEPHONE CHARGES	4,234	3,077	3,000	3,000	3,800	3,000
550-3020	WATER CHARGES	496	316	500	500	500	500
550-3030	WASTEWATER CHARGES	248	344	650	650	500	500
550-3035	SANITATION CHARGES	367	367	367	367	367	367
550-3115	FUEL,OIL,& DIESEL	259	350	300	300	500	500
550-3125	PEST CONTROL	302	302	310	310	310	310
550-3205	POSTAGE	324	495	300	300	300	300

CITY OF JOPLIN
PROPOSED BUDGET EXPENDITURES
FOR FISCAL YEAR 2019

ACCOUNT	ACCOUNT DESCRIPTION	FY 2016 ACTUAL EXPENSES	FY 2017 ACTUAL EXPENSES	FY 2018 BUDGETED EXPENSES	FY 2018 ADJ BUDGET EXPENSES	FY 2018 ESTIMATED EXPENSES	FY 2019 PROPOSED EXPENSES
FUND 110 HEALTH & WELFARE							
DEPT 35 PUBLIC HEALTH							
DIV 01 ADMINISTRATION							
550-3210	FREIGHT & DELIVERY	0	22	50	50	50	50
550-4120	BUILDING REPAIRS	925	1,580	2,500	2,500	2,700	3,250
550-4210	CENTRAL GARAGE REPAIRS	84	99	100	100	100	100
550-4215	OTHER VEHICLE REPAIRS	0	0	0	0	0	0
550-4220	VEHICLE CLEANING	40	40	40	40	40	40
550-5035	PROPERTY TAX SERVICES	17,755	18,203	18,000	18,000	20,000	20,000
550-5195	PRESCRIPTION DRUG MONITOR	0	0	2,700	2,700	0	2,700
550-5265	MAINTENANCE CONTRACTS/AGR	607	378	650	650	600	600
550-6005	TRAVEL EXPENSES	377	1,550	1,200	1,200	1,500	1,500
550-6010	CONFERENCES & SEMINARS	0	85	200	200	25	100
550-6105	DUES & MEMBERSHIPS	1,186	1,407	1,407	1,407	1,467	1,467
*	OPERATIONAL SUPPLIES	39,207	40,881	47,774	47,774	49,654	50,634
550-7005	PRINTING SERVICES	0	50	200	200	0	100
550-7010	COPY SERVICES	4,793	2,944	3,600	3,600	3,600	3,600
550-7015	ADVERTISING	326	264	330	330	330	330
550-7030	FEES & PERMITS	480	993	1,000	1,000	800	800
550-7105	CASH OVER & SHORT	3-	1	0	0	0	0
550-7131	MERCHANT CARD SERVICE FEE	3,840	3,233	3,500	3,500	3,000	3,000
550-7305	LIABILITY INSURANCE	9,302	10,807	7,565	7,565	7,565	8,941
*	OTHER PURCHASES/SERVICES	18,738	18,292	16,195	16,195	15,295	16,771
550-8010	BUILDING IMPROVEMENTS	0	119,072	0	0	0	7,000
550-8210	MOTOR VEHICLES	0	0	0	0	0	0
550-8220	OPERATING EQUIPMENT	0	0	0	0	0	0
550-8315	COMPUTER EQUIPMENT	0	1,340	0	0	1,009	2,550
*	CAPITAL OUTLAY & IMPROVE	0	120,412	0	0	1,009	9,550
550-9999	TRANSFER TO GENERAL FUND	67,084	51,831	54,419	54,419	54,419	48,906
*	OTHER FINANCING USES	67,084	51,831	54,419	54,419	54,419	48,906
**	ADMINISTRATION	403,156	519,112	419,348	422,838	423,018	438,324

CITY OF JOPLIN
PROPOSED BUDGET EXPENDITURES
FOR FISCAL YEAR 2019

ACCOUNT	ACCOUNT DESCRIPTION	FY 2016 ACTUAL EXPENSES	FY 2017 ACTUAL EXPENSES	FY 2018 BUDGETED EXPENSES	FY 2018 ADJ BUDGET EXPENSES	FY 2018 ESTIMATED EXPENSES	FY 2019 PROPOSED EXPENSES
FUND 110	HEALTH & WELFARE						
DEPT 35	PUBLIC HEALTH						
DIV 02	WIC SERVICES						
550-1010	REGULAR-FT	286,119	274,153	334,710	338,635	338,635	351,733
550-1020	OVERTIME-FT	7	28	0	0	0	0
550-1110	REGULAR-PT	55,180	55,192	53,000	53,000	59,340	59,340
550-1210	REGULAR-SEAS	1,151	3,559	0	0	0	0
550-1410	OTHER STIPENDS	0	0	0	0	0	0
550-1505	HOLIDAY PAY	11,556	11,592	0	0	0	0
550-1510	LONGEVITY PAY	6,430	6,783	7,018	7,018	7,018	8,192
550-1520	VACATION PAY	21,394	21,651	0	0	0	0
550-1530	STANDBY PAY	0	0	0	0	0	0
550-1540	COMPENSATION TIME PAY	114	188	0	0	0	0
550-1545	CARE LEAVE PAY	0	0	0	0	0	0
550-1565	SICK PAY	12,609	19,750	0	0	0	0
550-1570	FLOATING HOLIDAY PAY	2,976	2,648	0	0	0	0
550-1595	CELL PHONE ALLOWANCE	0	0	391	391	391	391
550-1605	HEALTH INSURANCE	62,754	76,978	81,949	81,949	67,000	70,144
550-1610	WORKER'S COMPENSATION	1,681	1,492	1,528	1,528	1,400	1,206
550-1615	FICA EXPENSE	29,319	28,918	29,944	29,944	29,944	32,676
550-1625	LAGERS RETIREMENT EXPENSE	45,338	44,351	46,528	46,528	46,528	48,811
550-1635	DEFERRED COMP EXPENSE	6,035	6,019	6,018	6,018	6,018	6,018
550-1640	LIFE INSURANCE EXPENSE	657	673	693	693	693	742
550-1645	DENTAL INSURANCE	3,983	4,314	4,481	4,481	4,200	4,086
550-1650	DISABILITY INSURANCE-REG	1,045	1,071	1,103	1,103	1,103	1,238
550-1755	STAFF HEALTH CLUB REIMB	120	100	0	0	0	0
*	PERSONNEL SERVICES	548,468	559,460	567,363	571,288	562,270	584,577
550-2030	MAINTENANCE SUPPLIES	893	963	1,000	1,000	1,000	1,000
550-2050	OPERATIONAL SUPPLIES	18-	102	0	0	0	0
550-2105	COMPUTER SUPPLIES	477	656	500	500	500	500
550-2108	COMPUTER PERIPHERALS	0	0	0	0	0	0
550-2120	GENERAL OFFICE SUPPLIES	466	514	500	500	500	500
550-2130	SMALL OFFICE FURNISHINGS	93	0	0	0	0	0
550-2615	PHARMACY & MEDICAL SUPPL	1,775	1,279	1,800	1,800	1,360	1,400
550-2820	NUTRITION MATERIALS	1,440	1,252	1,500	1,500	1,120	1,200
550-2840	FACILITY LEASE & RENTAL	3,600	3,600	3,600	3,600	3,600	3,600
550-3005	ELECTRIC CHARGES	5,319	5,567	5,500	5,500	6,300	6,300
550-3015	TELEPHONE CHARGES	6,119	4,057	4,500	4,500	3,400	3,400
550-3020	WATER CHARGES	406	258	450	450	300	300
550-3030	WASTEWATER CHARGES	260	282	300	300	300	300
550-3035	SANITATION CHARGES	444	447	500	500	450	450
550-3105	CELLULAR TELEPHONE	398	391	400	400	400	400
550-3125	PEST CONTROL	248	248	250	250	250	250
550-3205	POSTAGE	666	634	500	500	550	550
550-5265	MAINTENANCE CONTRACTS/AGR	454	480	500	500	500	500

CITY OF JOPLIN
PROPOSED BUDGET EXPENDITURES
FOR FISCAL YEAR 2019

ACCOUNT	ACCOUNT DESCRIPTION	FY 2016 ACTUAL EXPENSES	FY 2017 ACTUAL EXPENSES	FY 2018 BUDGETED EXPENSES	FY 2018 ADJ BUDGET EXPENSES	FY 2018 ESTIMATED EXPENSES	FY 2019 PROPOSED EXPENSES
FUND 110 HEALTH & WELFARE							
DEPT 35 PUBLIC HEALTH							
DIV 02 WIC SERVICES							
550-5270	INTERPRETER SERVICES	240	400	480	480	240	480
550-5280	PEER TRAINER SERVICES	5,182	2,933	2,500	2,500	1,919	2,000
550-6005	TRAVEL EXPENSES	5,227	126	725	725	2,618	725
550-6010	CONFERENCES & SEMINARS	785	195	0	0	3,240	0
550-6105	DUES & MEMBERSHIPS	1,410	0	426	426	426	426
*	OPERATIONAL SUPPLIES	35,884	24,384	25,931	25,931	28,973	24,281
550-7030	FEES & PERMITS	267	0	0	0	0	0
550-7140	INSURANCE PREMIUMS	0	0	0	0	315	315
550-7305	LIABILITY INSURANCE	14,194	17,273	13,128	13,128	13,128	14,986
*	OTHER PURCHASES/SERVICES	14,461	17,273	13,128	13,128	13,443	15,301
550-8315	COMPUTER EQUIPMENT	0	0	0	0	0	0
*	CAPITAL OUTLAY & IMPROVE	0	0	0	0	0	0
**	WIC SERVICES	598,813	601,117	606,422	610,347	604,686	624,159

CITY OF JOPLIN
PROPOSED BUDGET EXPENDITURES
FOR FISCAL YEAR 2019

ACCOUNT	ACCOUNT DESCRIPTION	FY 2016 ACTUAL EXPENSES	FY 2017 ACTUAL EXPENSES	FY 2018 BUDGETED EXPENSES	FY 2018 ADJ BUDGET EXPENSES	FY 2018 ESTIMATED EXPENSES	FY 2019 PROPOSED EXPENSES
FUND 110	HEALTH & WELFARE						
DEPT 35	PUBLIC HEALTH						
DIV 03	ENVIRONMENTAL HEALTH						
550-1010	REGULAR-FT	187,754	195,819	230,496	236,401	236,401	250,903
550-1110	REGULAR-PT	0	0	0	0	0	0
550-1210	REGULAR-SEAS	4,992	6,300	5,568	5,568	5,500	5,500
550-1410	OTHER STIPENDS	0	0	0	0	0	0
550-1505	HOLIDAY PAY	6,883	6,977	0	0	0	0
550-1510	LONGEVITY PAY	3,401	4,054	3,941	3,941	4,450	4,972
550-1520	VACATION PAY	13,788	12,650	0	0	0	0
550-1565	SICK PAY	11,577	6,490	0	0	0	0
550-1570	FLOATING HOLIDAY PAY	1,683	1,707	0	0	0	0
550-1595	CELL PHONE ALLOWANCE	2,260	1,815	2,441	2,441	1,850	2,441
550-1605	HEALTH INSURANCE	41,771	47,414	48,147	48,147	39,000	42,329
550-1610	WORKER'S COMPENSATION	9,943	8,511	8,582	8,582	8,582	6,964
550-1615	FICA EXPENSE	17,228	17,346	17,651	17,651	17,651	19,633
550-1625	LAGERS RETIREMENT EXPENSE	31,880	29,775	32,215	32,215	32,215	32,806
550-1635	DEFERRED COMP EXPENSE	7,606	7,523	7,522	7,522	7,522	7,522
550-1640	LIFE INSURANCE EXPENSE	470	485	493	493	493	476
550-1645	DENTAL INSURANCE	2,467	2,486	2,448	2,448	2,150	2,265
550-1650	DISABILITY INSURANCE-REG	723	745	758	758	758	819
550-1755	STAFF HEALTH CLUB REIMB	60	40	0	0	0	0
*	PERSONNEL SERVICES	344,486	350,137	360,262	366,167	356,572	376,630
550-2050	OPERATIONAL SUPPLIES	663	670	1,000	1,000	1,131	1,000
550-2105	COMPUTER SUPPLIES	417	0	500	500	231	500
550-2108	COMPUTER PERIPHERALS	0	0	0	0	725	0
550-2125	SMALL OFFICE EQUIPMENT	0	87	0	125	1,343	0
550-2130	SMALL OFFICE FURNISHINGS	0	0	0	0	230	0
550-2405	HAND TOOLS	251	544	300	300	300	300
550-2605	CHEMICAL & LABORATORY SUP	4,272	5,658	5,000	5,000	5,000	5,000
550-2620	VACCINE SUPPLIES	1,991	2,180	1,800	1,800	2,500	2,500
550-2825	SAFETY EQUIPMENT	49	9	50	50	50	50
550-3005	ELECTRIC CHARGES	1,683	1,761	1,800	1,800	2,000	2,000
550-3015	TELEPHONE CHARGES	1,597	928	1,300	1,300	500	500
550-3020	WATER CHARGES	129	82	150	150	100	100
550-3030	WASTEWATER CHARGES	82	89	100	100	100	100
550-3035	SANITATION CHARGES	95	95	100	100	100	100
550-3115	FUEL,OIL,& DIESEL	1,559	1,678	1,500	1,500	2,000	2,000
550-3125	PEST CONTROL	78	78	80	80	80	80
550-3205	POSTAGE	0	7	0	0	0	0
550-3210	FREIGHT & DELIVERY	53	331	300	300	50	300
550-4210	CENTRAL GARAGE REPAIRS	3,676	2,882	2,500	2,500	2,500	2,500
550-4220	VEHICLE CLEANING	60	100	100	100	100	100
550-6005	TRAVEL EXPENSES	1,392	1,616	2,000	2,000	1,000	2,000
550-6010	CONFERENCES & SEMINARS	960	740	750	750	751	750

CITY OF JOPLIN
PROPOSED BUDGET EXPENDITURES
FOR FISCAL YEAR 2019

ACCOUNT	ACCOUNT DESCRIPTION	FY 2016 ACTUAL EXPENSES	FY 2017 ACTUAL EXPENSES	FY 2018 BUDGETED EXPENSES	FY 2018 ADJ BUDGET EXPENSES	FY 2018 ESTIMATED EXPENSES	FY 2019 PROPOSED EXPENSES
FUND 110 HEALTH & WELFARE							
DEPT 35 PUBLIC HEALTH							
DIV 03 ENVIRONMENTAL HEALTH							
550-6105	DUES & MEMBERSHIPS	110	95	110	110	100	100
550-6115	EDUCATIONAL MATERIALS	380-	1,446	1,000	1,000	1,000	1,000
*	OPERATIONAL SUPPLIES	18,737	21,076	20,440	20,565	21,891	20,980
550-7005	PRINTING SERVICES	50	50	150	150	150	50
550-7030	FEES & PERMITS	133	0	0	0	50	0
550-7305	LIABILITY INSURANCE	7,616	9,686	7,963	7,963	7,963	8,376
*	OTHER PURCHASES/SERVICES	7,799	9,736	8,113	8,113	8,163	8,426
550-8210	MOTOR VEHICLES	0	0	0	0	0	0
550-8220	OPERATING EQUIPMENT	0	0	0	0	0	0
550-8315	COMPUTER EQUIPMENT	0	7,559	0	0	0	2,550
*	CAPITAL OUTLAY & IMPROVE	0	7,559	0	0	0	2,550
**	ENVIRONMENTAL HEALTH	371,022	388,508	388,815	394,845	386,626	408,586

CITY OF JOPLIN
PROPOSED BUDGET EXPENDITURES
FOR FISCAL YEAR 2019

ACCOUNT	ACCOUNT DESCRIPTION	FY 2016 ACTUAL EXPENSES	FY 2017 ACTUAL EXPENSES	FY 2018 BUDGETED EXPENSES	FY 2018 ADJ BUDGET EXPENSES	FY 2018 ESTIMATED EXPENSES	FY 2019 PROPOSED EXPENSES
FUND 110 HEALTH & WELFARE							
DEPT 35 PUBLIC HEALTH							
DIV 04 MEDICAL SERVICES							
550-1010	REGULAR-FT	150,508	142,930	188,361	192,186	192,186	207,115
550-1020	OVERTIME-FT	0	0	0	0	0	0
550-1505	HOLIDAY PAY	5,334	4,912	0	0	0	0
550-1510	LONGEVITY PAY	3,643	1,459	1,514	1,514	1,514	2,232
550-1520	VACATION PAY	9,649	11,515	0	0	0	0
550-1540	COMPENSATION TIME PAY	0	349	0	0	0	0
550-1565	SICK PAY	7,471	4,120	0	0	0	0
550-1570	FLOATING HOLIDAY PAY	1,334	1,408	0	0	0	0
550-1605	HEALTH INSURANCE	30,698	28,278	29,217	29,217	39,200	42,329
550-1610	WORKER'S COMPENSATION	3,401	2,815	2,853	2,853	2,853	2,401
550-1615	FICA EXPENSE	13,452	12,668	14,611	14,611	13,750	15,815
550-1625	LAGERS RETIREMENT EXPENSE	26,389	19,548	25,823	25,823	25,823	26,587
550-1635	DEFERRED COMP EXPENSE	3,017	3,009	4,513	4,513	4,513	4,513
550-1640	LIFE INSURANCE EXPENSE	345	345	405	405	405	390
550-1645	DENTAL INSURANCE	1,652	1,612	1,562	1,562	1,940	2,024
550-1650	DISABILITY INSURANCE-REG	574	534	621	621	621	679
550-1755	STAFF HEALTH CLUB REIMB	0	0	0	0	0	0
*	PERSONNEL SERVICES	257,467	235,502	269,480	273,305	282,805	304,085
550-2050	OPERATIONAL SUPPLIES	552	408	500	500	500	500
550-2105	COMPUTER SUPPLIES	295	198	150	150	150	150
550-2125	SMALL OFFICE EQUIPMENT	0	307	0	0	1,350	0
550-2130	SMALL OFFICE FURNISHINGS	0	591	0	0	1,417	0
550-2605	CHEMICAL & LABORATORY SUP	1,278	1,162	1,500	1,500	1,500	1,500
550-2620	VACCINE SUPPLIES	15,675	7,282	5,360	5,360	2,000	10,500
550-3005	ELECTRIC CHARGES	5,222	5,466	5,500	5,500	7,000	7,000
550-3015	TELEPHONE CHARGES	2,721	1,781	2,000	2,000	1,200	1,200
550-3020	WATER CHARGES	399	254	400	400	300	300
550-3030	WASTEWATER CHARGES	255	277	280	280	300	300
550-3035	SANITATION CHARGES	438	442	500	500	450	450
550-3125	PEST CONTROL	243	243	245	245	245	245
550-3210	FREIGHT & DELIVERY	54	0	50	50	50	50
550-5085	DHSS VACCINE PROGRAM PROV	127,801	111,323	127,800	127,800	112,000	112,000
550-5160	VITAL RECORDS PROGRAM FEE	3,956	4,691	4,300	4,300	4,700	4,700
550-6005	TRAVEL EXPENSES	293	769	800	800	800	800
550-6010	CONFERENCES & SEMINARS	0	0	100	100	0	100
550-6110	PUBLICATIONS & SUBSCRIPT	115	0	150	150	164	150
*	OPERATIONAL SUPPLIES	159,297	135,194	149,635	149,635	134,126	139,945
550-7005	PRINTING SERVICES	98	98	100	100	52	100
550-7010	COPY SERVICES	1,199	1,325	1,300	1,300	1,600	1,600
550-7030	FEES & PERMITS	683	400	550	550	610	550

CITY OF JOPLIN
PROPOSED BUDGET EXPENDITURES
FOR FISCAL YEAR 2019

ACCOUNT	ACCOUNT DESCRIPTION	FY 2016 ACTUAL EXPENSES	FY 2017 ACTUAL EXPENSES	FY 2018 BUDGETED EXPENSES	FY 2018 ADJ BUDGET EXPENSES	FY 2018 ESTIMATED EXPENSES	FY 2019 PROPOSED EXPENSES
FUND 110	HEALTH & WELFARE						
DEPT 35	PUBLIC HEALTH						
DIV 04	MEDICAL SERVICES						
550-7140	INSURANCE PREMIUMS	0	2,500	2,500	2,500	2,500	2,500
550-7305	LIABILITY INSURANCE	7,649	8,869	6,917	6,917	6,917	8,129
550-7415	FAMILY SERVICE CONTRACTS	0	0	0	0	0	0
550-7470	PHARMACY SERVICE CONTRACT	31,932	28,660	35,000	35,000	32,000	35,000
*	OTHER PURCHASES/SERVICES	41,561	41,852	46,367	46,367	43,679	47,879
550-8305	OFFICE EQUIPMENT	0	0	0	0	0	0
550-8315	COMPUTER EQUIPMENT	0	2,532	0	0	0	2,550
*	CAPITAL OUTLAY & IMPROVE	0	2,532	0	0	0	2,550
**	MEDICAL SERVICES	458,325	415,080	465,482	469,307	460,610	494,459

CITY OF JOPLIN
PROPOSED BUDGET EXPENDITURES
FOR FISCAL YEAR 2019

ACCOUNT	ACCOUNT DESCRIPTION	FY 2016 ACTUAL EXPENSES	FY 2017 ACTUAL EXPENSES	FY 2018 BUDGETED EXPENSES	FY 2018 ADJ BUDGET EXPENSES	FY 2018 ESTIMATED EXPENSES	FY 2019 PROPOSED EXPENSES
FUND 110	HEALTH & WELFARE						
DEPT 35	PUBLIC HEALTH						
DIV 05	ANIMAL CONTROL						
550-1010	REGULAR-FT	82,752	83,894	94,022	95,752	95,752	100,231
550-1020	OVERTIME-FT	1,245	1,008	1,500	1,500	1,000	1,000
550-1505	HOLIDAY PAY	2,746	2,795	0	0	0	0
550-1510	LONGEVITY PAY	1,542	1,770	1,801	1,801	1,801	1,884
550-1520	VACATION PAY	6,395	5,697	0	0	0	0
550-1530	STANDBY PAY	22,478	21,974	22,000	22,000	22,000	22,000
550-1565	SICK PAY	569	842	0	0	0	0
550-1570	FLOATING HOLIDAY PAY	687	701	0	0	0	0
550-1605	HEALTH INSURANCE	29,440	22,960	23,840	23,840	23,000	24,121
550-1610	WORKER'S COMPENSATION	3,123	2,589	2,506	2,506	2,506	2,027
550-1615	FICA EXPENSE	8,746	8,759	8,775	8,775	8,775	9,214
550-1625	LAGERS RETIREMENT EXPENSE	16,146	15,915	16,228	16,228	16,228	15,890
550-1640	LIFE INSURANCE EXPENSE	193	196	202	202	202	216
550-1645	DENTAL INSURANCE	1,014	468	450	450	475	481
550-1650	DISABILITY INSURANCE-REG	293	299	390	390	300	329
550-1755	STAFF HEALTH CLUB REIMB	100	56	0	0	0	0
*	PERSONNEL SERVICES	177,469	169,923	171,714	173,444	172,039	177,393
550-2010	WEARING APPAREL & ACCESS	367	160	400	400	400	400
550-2050	OPERATIONAL SUPPLIES	1,538	962	1,500	1,500	1,400	1,400
550-2825	SAFETY EQUIPMENT	24	300	150	150	150	300
550-3005	ELECTRIC CHARGES	475	1,730	2,000	2,000	2,000	2,000
550-3010	GAS CHARGES	0	486	1,000	1,000	1,100	1,100
550-3015	TELEPHONE CHARGES	319	188	350	350	100	100
550-3020	WATER CHARGES	18	341	500	500	400	400
550-3030	WASTEWATER CHARGES	11	274	500	500	400	400
550-3035	SANITATION CHARGES	13	13	15	15	15	15
550-3110	PAGERS	167	167	170	170	170	170
550-3115	FUEL,OIL,& DIESEL	6,567	8,037	7,500	7,500	9,000	9,000
550-3125	PEST CONTROL	11	11	11	11	11	11
550-4205	VEHICLE REPAIRS	0	0	0	0	0	750
550-4210	CENTRAL GARAGE REPAIRS	5,468	7,979	4,500	4,500	7,000	7,000
550-4220	VEHICLE CLEANING	150	150	150	150	150	150
550-5170	SPAY/NEUTER CLINIC PROG	935	2,180	2,500	2,500	2,500	2,500
550-5190	RABIES CLINIC ASSISTANCE	0	0	0	0	0	0
550-5245	HUMANE SOCIETY SERVICES	248,488	213,042	216,971	216,971	217,000	222,300
550-6005	TRAVEL EXPENSES	0	0	500	500	500	500
550-6010	CONFERENCES & SEMINARS	300	0	500	500	300	300
550-6105	DUES & MEMBERSHIPS	90	60	90	90	90	90
*	OPERATIONAL SUPPLIES	264,941	236,080	239,307	239,307	242,686	248,886
550-7005	PRINTING SERVICES	670	1,510	1,000	1,000	1,000	1,000

CITY OF JOPLIN
PROPOSED BUDGET EXPENDITURES
FOR FISCAL YEAR 2019

ACCOUNT	ACCOUNT DESCRIPTION	FY 2016 ACTUAL EXPENSES	FY 2017 ACTUAL EXPENSES	FY 2018 BUDGETED EXPENSES	FY 2018 ADJ BUDGET EXPENSES	FY 2018 ESTIMATED EXPENSES	FY 2019 PROPOSED EXPENSES
FUND 110 HEALTH & WELFARE							
DEPT 35 PUBLIC HEALTH							
DIV 05 ANIMAL CONTROL							
550-7030	FEES & PERMITS	80	0	0	0	0	0
550-7305	LIABILITY INSURANCE	4,090	5,347	5,046	5,046	5,046	4,540
*	OTHER PURCHASES/SERVICES	4,840	6,857	6,046	6,046	6,046	5,540
550-8005	BUILDING ACQUISITIONS	27,800	62,366	0	65,987	12,000	0
550-8105	LAND ACQUISITIONS	0	230,735	0	0	0	0
550-8210	MOTOR VEHICLES	0	0	0	0	0	24,850
550-8315	COMPUTER EQUIPMENT	0	11,039	0	0	0	850
*	CAPITAL OUTLAY & IMPROVE	27,800	304,140	0	65,987	12,000	25,700
550-9997	EMERG COMMUNICATION SERV	11,478	11,478	11,478	11,478	11,478	11,478
*	OTHER FINANCING USES	11,478	11,478	11,478	11,478	11,478	11,478
**	ANIMAL CONTROL	486,528	728,478	428,545	496,262	444,249	468,997

CITY OF JOPLIN
PROPOSED BUDGET EXPENDITURES
FOR FISCAL YEAR 2019

ACCOUNT	ACCOUNT DESCRIPTION	FY 2016 ACTUAL EXPENSES	FY 2017 ACTUAL EXPENSES	FY 2018 BUDGETED EXPENSES	FY 2018 ADJ BUDGET EXPENSES	FY 2018 ESTIMATED EXPENSES	FY 2019 PROPOSED EXPENSES
FUND 110 HEALTH & WELFARE							
DEPT 35 PUBLIC HEALTH							
DIV 07 PUBLIC HEALTH PREPARED							
550-1010	REGULAR-FT	51,670	51,042	63,514	63,624	63,624	63,867
550-1110	REGULAR-PT	4,997	3,819	0	0	0	0
550-1410	OTHER STIPENDS	298	228	0	0	0	0
550-1505	HOLIDAY PAY	1,855	1,855	0	0	0	0
550-1510	LONGEVITY PAY	1,213	1,242	1,985	1,985	1,885	1,916
550-1520	VACATION PAY	3,014	2,551	0	0	0	0
550-1565	SICK PAY	3,710	4,638	0	0	0	0
550-1570	FLOATING HOLIDAY PAY	464	464	0	0	0	0
550-1595	CELL PHONE ALLOWANCE	628	626	626	626	626	626
550-1605	HEALTH INSURANCE	5,779	6,238	5,843	5,843	5,843	5,912
550-1610	WORKER'S COMPENSATION	3,531	2,883	2,896	2,896	2,896	2,337
550-1615	FICA EXPENSE	5,344	5,235	5,111	5,111	5,111	5,131
550-1625	LAGERS RETIREMENT EXPENSE	10,035	8,913	8,993	8,993	8,993	8,434
550-1635	DEFERRED COMP EXPENSE	1,732	1,676	1,504	1,504	1,504	1,504
550-1640	LIFE INSURANCE EXPENSE	141	138	136	136	136	90
550-1645	DENTAL INSURANCE	594	581	556	556	590	595
550-1650	DISABILITY INSURANCE-REG	216	212	208	208	208	208
*	PERSONNEL SERVICES	95,221	92,341	91,372	91,482	91,416	90,620
550-3005	ELECTRIC CHARGES	387	405	400	400	500	500
550-3015	TELEPHONE CHARGES	639	370	500	500	200	200
550-3020	WATER CHARGES	30	19	30	30	30	30
550-3030	WASTEWATER CHARGES	19	20	30	30	30	30
550-3035	SANITATION CHARGES	22	22	25	25	25	25
550-3125	PEST CONTROL	18	18	20	20	20	20
550-3205	POSTAGE	1	0	0	0	0	0
550-6005	TRAVEL EXPENSES	546	187	150	150	150	150
550-6010	CONFERENCES & SEMINARS	0	0	0	0	0	0
550-6105	DUES & MEMBERSHIPS	185	465	465	465	265	265
*	OPERATIONAL SUPPLIES	1,847	1,506	1,620	1,620	1,220	1,220
550-7030	FEES & PERMITS	103	0	0	0	0	0
550-7305	LIABILITY INSURANCE	1,122	1,379	1,066	1,066	1,066	1,213
*	OTHER PURCHASES/SERVICES	1,225	1,379	1,066	1,066	1,066	1,213
550-8220	OPERATING EQUIPMENT	0	0	0	0	0	0
550-8315	COMPUTER EQUIPMENT	0	1,688	0	0	0	0
*	CAPITAL OUTLAY & IMPROVE	0	1,688	0	0	0	0
**	PUBLIC HEALTH PREPARED	98,293	96,914	94,058	94,168	93,702	93,053

CITY OF JOPLIN
PROPOSED BUDGET EXPENDITURES
FOR FISCAL YEAR 2019

ACCOUNT	ACCOUNT DESCRIPTION	FY 2016 ACTUAL EXPENSES	FY 2017 ACTUAL EXPENSES	FY 2018 BUDGETED EXPENSES	FY 2018 ADJ BUDGET EXPENSES	FY 2018 ESTIMATED EXPENSES	FY 2019 PROPOSED EXPENSES
FUND 110 HEALTH & WELFARE							
DEPT 35 PUBLIC HEALTH							
DIV 90 GRANTS - FEDERAL							
550-1010	REGULAR-FT	29,443	0	0	0	0	0
550-1505	HOLIDAY PAY	1,139	0	0	0	0	0
550-1520	VACATION PAY	1,824	404	0	0	0	0
550-1545	CARE LEAVE PAY	2,658	0	0	0	0	0
550-1565	SICK PAY	1,605	246	0	0	0	0
550-1570	FLOATING HOLIDAY PAY	345	225	0	0	0	0
550-1595	CELL PHONE ALLOWANCE	602	21	0	0	0	0
550-1605	HEALTH INSURANCE	10,384	346-	0	0	0	0
550-1610	WORKER'S COMPENSATION	2,109	15	0	0	0	0
550-1615	FICA EXPENSE	2,531	78	0	0	0	0
550-1625	LAGERS RETIREMENT EXPENSE	5,557	36	0	0	0	0
550-1640	LIFE INSURANCE EXPENSE	78	3-	0	0	0	0
550-1645	DENTAL INSURANCE	550	18-	0	0	0	0
550-1650	DISABILITY INSURANCE-REG	122	4-	0	0	0	0
*	PERSONNEL SERVICES	58,947	654	0	0	0	0
550-2050	OPERATIONAL SUPPLIES	0	57	0	0	0	0
550-4210	CENTRAL GARAGE REPAIRS	82	23	0	0	0	0
550-5055	CONTRACTOR FEES	1,092,877	26,600	0	0	0	0
*	OPERATIONAL SUPPLIES	1,092,959	26,680	0	0	0	0
550-7005	PRINTING SERVICES	25	0	0	0	0	0
*	OTHER PURCHASES/SERVICES	25	0	0	0	0	0
**	GRANTS - FEDERAL	1,151,931	27,334	0	0	0	0
***	PUBLIC HEALTH	3,568,068	2,776,543	2,402,670	2,487,767	2,412,891	2,527,578
****	HEALTH & WELFARE	3,568,068	2,776,543	2,402,670	2,487,767	2,412,891	2,527,578

Health & Welfare

2018-2019 Department Staffing

Division	FTE	Position
Administration	1.00	Community Health Director
	1.00	Community Health Planner/Educator
	2.00	Senior Clerk
	0.38	Custodian
WIC Services	1.00	WIC Services Coordinator
	3.00	Nutritionist II
	3.00	WIC Certifier
	2.00	Senior Clerk
	0.62	Custodian
Environmental Health	1.00	Asst. Dir. of Health & Env./Epid. Coordinator
	2.00	Environmental Public Health Specialist II
	1.00	Environmental Public Health Specialist I
	1.00	Community Health Nurse (RN)
Medical Services	1.00	Medical Services Coordinator
	2.00	Community Health Nurse (RN)
	2.00	Senior Clerk
Animal Control	3.00	Animal Control Officer
Public Health Preparedness	1.00	Regional Response Planner
	28.00	**Total Full-Time FTE**

Division	P/T	Position
WIC Services	0.95	Lead Peer Counselor*
	1.70	Peer Counselor (5 Positions)
	0.90	Interpreter/Translator (2 Positions)
Environmental Health	0.25	Laborer (1 Position)
	3.80	**Total Part-Time FTE**
	31.80	**Total FTE**

WIC Certifier (1.00 FTE) & Nutritionist I (.75 FTE) deleted due to decrease in WIC funding (Proposed).

Health & Welfare

Capital Expenditures

Division			
Administration	Roof Hatch Door - Health Building	$	7,000
	Replacement Computer (3)		2,550
Environmental Health	Replacement Computer (3)		2,550
Medical Services	Replacement Computer (3)		2,550
Animal Control	Replacement 3/4-Ton Cab & Chassis		24,850
	Replacement Computer		850
		$	40,350


CITY OF JOPLIN
STATE OF MISSOURI
ADOPTED 1891

Parks & Recreation


CITY OF JOPLIN
STATE OF MISSOURI
LABOR IS KING
1873
ADOPTED 1911

Parks & Recreation

Fund Balance Projection

	FY 2017 Actuals	FY 2018 Adjusted Budget	FY 2018 Estimated Actuals	FY 2019 Proposed Budget
REVENUES				
Taxes	$ 440,673	$ 439,700	$ 429,543	$ 430,700
Service Charges & User Fees	718,440	766,350	757,700	818,000
Other Income & Donations	43,151	3,250	10,200	22,700
Federal Grants	37,977	-	96,299	-
State Grants	-	-	-	-
Local Grants	-	-	-	-
TOTAL REVENUES	**$ 1,240,241**	**$ 1,209,300**	**$ 1,293,742**	**$ 1,271,400**
EXPENDITURES				
Administration	$ 229,913	$ 225,330	$ 228,224	$ 238,879
Pools	578,217	523,329	529,677	539,225
Recreation Programs	281,172	284,604	288,484	286,903
Senior Adult Services	35,904	35,688	41,388	43,772
Memorial Hall Operations	235,183	238,461	170,439	189,202
Museum Operations	230,374	222,331	219,331	219,331
Athletic Complex	697,473	623,078	605,648	645,323
Stadium Maintenance	299,275	271,560	265,937	173,180
Parks & Public Grounds	1,232,547	1,034,259	979,780	1,133,434
Federal Grants	-	-	-	-
State Grants	-	-	-	-
TOTAL EXPENDITURES	**$ 3,820,058**	**$ 3,458,640**	**$ 3,328,908**	**$ 3,469,249**
EXCESS REVENUES OVER (UNDER) EXPENDITURES	**$ (2,579,817)**	**$ (2,249,340)**	**$ (2,035,166)**	**$ (2,197,849)**
OTHER FINANCING SOURCES (USES)				
Transfers In	$ 2,594,300	$ 2,396,500	$ 2,296,500	$ 2,346,500
Transfers Out	(138,281)	(146,318)	(146,318)	(125,684)
TOTAL OTHER FINANCING SOURCES (USES)	**$ 2,456,019**	**$ 2,250,182**	**$ 2,150,182**	**$ 2,220,816**
NET CHANGE IN FUND BALANCE	**$ (123,798)**	**$ 842**	**$ 115,016**	**$ 22,967**
FUND BALANCE, BEGINNING OF YEAR	**$ 131,420**	**$ 7,622**	**$ 7,622**	**$ 122,638**
FUND BALANCE, END OF YEAR	**$ 7,622**	**$ 8,464**	**$ 122,638**	**$ 145,605**
FUND BALANCE SUMMARY:				
Reserved Fund Balance	$ -	$ -	$ -	$ -
Unrestricted Fund Balance	7,622	8,464	122,638	145,605
TOTAL FUND BALANCE SUMMARY	**$ 7,622**	**$ 8,464**	**$ 122,638**	**$ 145,605**

CITY OF JOPLIN
PROPOSED BUDGET REVENUE
FOR FISCAL YEAR 2019

ACCOUNT	ACCOUNT DESCRIPTION	FY 2016 ACTUAL REVENUE	FY 2017 ACTUAL REVENUE	FY 2018 BUDGETED REVENUE	FY 2018 ADJ BUDGET REVENUE	FY 2018 ESTIMATED REVENUE	FY 2019 PROPOSED REVENUE
FUND 115	PARKS & RECREATION						
400-0101	REAL ESTATE TAXES	322,511	331,717	330,000	330,000	330,000	330,000
400-0102	PAYMENT IN LIEU OF TAXES	611	699	700	700	680	700
400-0103	COMMERCIAL SURTAX	88,389	90,828	91,000	91,000	84,720	85,000
400-0104	FINANCIAL INST TAX	460	1,747	1,500	1,500	1,401	1,500
400-0105	RAILROAD & UTILITY TAX	13,035	14,245	14,500	14,500	11,242	12,000
400-0106	PENALTIES & INTEREST-PROP	2,080	1,437	2,000	2,000	1,500	1,500
*	TAXES	427,086	440,673	439,700	439,700	429,543	430,700
430-0501	FACILITY RENTAL FEES	38,897	24,221	30,000	30,000	45,000	45,000
430-0502	SHELTER RENTAL	20,795	16,440	21,000	21,000	19,000	19,000
430-0602	POOL ADMISSION FEES	194,088	184,510	195,000	195,000	185,000	225,000
430-0603	RECREATION PROGRAM FEES	83,893	93,551	85,000	85,000	135,000	135,000
430-0606	TENNIS FEES	13,041	16,294	14,100	14,100	4,500	4,500
430-0607	BASEBALL FEES	114,187	14,912	36,000	36,000	15,000	66,000
430-0608	SOCCER FEES	48,887	21,787	33,450	33,450	15,000	15,000
430-0609	SWIMMING POOL SEASON PASS	42,709	41,781	46,700	46,700	40,000	40,000
430-0610	SOFTBALL FEES	66,620	36,691	62,000	62,000	20,000	20,000
430-0611	POOL FACILITY RENTAL FEES	20,320	23,725	20,000	20,000	20,000	20,000
430-0802	CONCESSION INCOME	217,969	235,928	215,000	215,000	250,000	220,000
430-0803	MERCHANDISE COMMISSIONS	0	0	0	0	1,200	500
430-1405	ADVERTISING FEES	8,100	8,600	8,100	8,100	8,000	8,000
*	SERVICE CHARGES/USER FEES	869,506	718,440	766,350	766,350	757,700	818,000
450-0103	INVESTMENTS	0	0	0	0	0	0
450-0303	PARKS & RECREATION	356	50	250	250	100	100
450-0306	OTHER DONATIONS	1,519	4,254	1,500	1,500	100	100
450-0312	PARKS-FRIENDS OF THE PARK	0	3,879	1,000	1,000	10,000	5,000
450-0401	CITY RESALE PROCEEDS	780	8,416	0	0	0	0
450-0406	SALE OF PROP & EQUIP	0	0	0	0	0	17,500
450-0509	ATHLETIC NAMING RIGHTS	0	0	0	0	0	0
450-0604	INSURANCE CLAIM SETTLEMNT	28,775	26,234	0	0	0	0
450-0611	OTHER INCOME	382	318	500	500	0	0
*	OTHER INCOME/DONATIONS	31,812	43,151	3,250	3,250	10,200	22,700
460-0201	GENERAL FUND SUBSIDY	2,754,500	2,594,300	2,396,500	2,396,500	2,296,500	2,346,500
*	TRANSFERS/SUBSIDIES	2,754,500	2,594,300	2,396,500	2,396,500	2,296,500	2,346,500
470-0207	FEMA-FEDERAL DISASTER	137,814	37,977	0	0	96,299	0
470-0801	LWCF NATIONAL PARKS	0	0	0	0	0	0
470-0803	DNR GRANT	0	0	0	0	0	0
*	FEDERAL GRANTS	137,814	37,977	0	0	96,299	0

CITY OF JOPLIN
PROPOSED BUDGET REVENUE
FOR FISCAL YEAR 2019

ACCOUNT	ACCOUNT DESCRIPTION	FY 2016 ACTUAL REVENUE	FY 2017 ACTUAL REVENUE	FY 2018 BUDGETED REVENUE	FY 2018 ADJ BUDGET REVENUE	FY 2018 ESTIMATED REVENUE	FY 2019 PROPOSED REVENUE
FUND 115	PARKS & RECREATION						
480-1202	CONSERVATION-TRIM GRANT	0	0	0	0	0	0
*	STATE GRANTS	0	0	0	0	0	0
**	PARKS & RECREATION	4,220,718	3,834,541	3,605,800	3,605,800	3,590,242	3,617,900

CITY OF JOPLIN
PROPOSED BUDGET EXPENDITURES
FOR FISCAL YEAR 2019

ACCOUNT	ACCOUNT DESCRIPTION	FY 2016 ACTUAL EXPENSES	FY 2017 ACTUAL EXPENSES	FY 2018 BUDGETED EXPENSES	FY 2018 ADJ BUDGET EXPENSES	FY 2018 ESTIMATED EXPENSES	FY 2019 PROPOSED EXPENSES
FUND 115 PARKS & RECREATION							
DEPT 65 PARKS & RECREATION							
DIV 01 ADMINISTRATION							
560-1010	REGULAR-FT	145,360	97,195	111,473	113,313	113,313	118,278
560-1020	OVERTIME-FT	641	1,371	700	700	1,000	700
560-1505	HOLIDAY PAY	5,189	3,267	0	0	0	0
560-1510	LONGEVITY PAY	2,048	2,422	2,831	2,831	2,700	2,876
560-1520	VACATION PAY	12,967	8,360	0	0	0	0
560-1530	STANDBY PAY	5	2	0	0	0	0
560-1535	AUTO ALLOWANCE	121	120	120	120	120	120
560-1540	COMPENSATION TIME PAY	36	60	0	0	0	0
560-1565	SICK PAY	2,173	1,055	0	0	0	0
560-1570	FLOATING HOLIDAY PAY	1,438	806	0	0	0	0
560-1595	CELL PHONE ALLOWANCE	1,157	689	688	688	688	688
560-1605	HEALTH INSURANCE	24,717	24,080	24,891	24,891	24,080	25,184
560-1610	WORKER'S COMPENSATION	569	379	376	376	376	299
560-1615	FICA EXPENSE	12,437	8,160	7,813	7,813	7,813	8,175
560-1625	LAGERS RETIREMENT EXPENSE	24,789	15,468	15,750	15,750	15,750	15,578
560-1635	DEFERRED COMP EXPENSE	2,629	1,505	1,504	1,504	1,504	1,504
560-1640	LIFE INSURANCE EXPENSE	321	228	238	238	238	253
560-1645	DENTAL INSURANCE	1,296	1,134	1,134	1,134	1,200	1,213
560-1650	DISABILITY INSURANCE-REG	489	351	366	366	366	388
560-1755	STAFF HEALTH CLUB REIMB	20	0	0	0	0	0
*	PERSONNEL SERVICES	238,402	166,652	167,884	169,724	169,148	175,256
560-2120	GENERAL OFFICE SUPPLIES	1,520	1,050	1,000	1,000	1,000	1,000
560-2130	SMALL OFFICE FURNISHINGS	1,405	0	0	0	0	0
560-3015	TELEPHONE CHARGES	1,262	1,693	1,700	1,700	1,500	1,500
560-3205	POSTAGE	13	7	50	50	15	15
560-5035	PROPERTY TAX SERVICES	17,365	18,203	18,000	18,000	20,000	20,000
560-6005	TRAVEL EXPENSES	3,100	2,223	2,500	2,500	2,500	2,000
560-6010	CONFERENCES & SEMINARS	969	782	1,000	1,000	1,023	800
560-6105	DUES & MEMBERSHIPS	726	702	750	750	1,532	1,550
560-6110	PUBLICATIONS & SUBSCRIPT	0	140	100	100	0	0
*	OPERATIONAL SUPPLIES	26,360	24,800	25,100	25,100	27,570	26,865
560-7010	COPY SERVICES	4,558	4,699	4,200	4,200	4,000	4,000
560-7305	LIABILITY INSURANCE	33,115	32,927	26,306	26,306	26,306	32,758
560-7513	FRIENDS OF THE PARK PROG	0	0	0	0	1,200	0
*	OTHER PURCHASES/SERVICES	37,673	37,626	30,506	30,506	31,506	36,758
560-8315	COMPUTER EQUIPMENT	0	835	0	0	0	0
*	CAPITAL OUTLAY & IMPROVE	0	835	0	0	0	0

CITY OF JOPLIN
PROPOSED BUDGET EXPENDITURES
FOR FISCAL YEAR 2019

ACCOUNT	ACCOUNT DESCRIPTION	FY 2016 ACTUAL EXPENSES	FY 2017 ACTUAL EXPENSES	FY 2018 BUDGETED EXPENSES	FY 2018 ADJ BUDGET EXPENSES	FY 2018 ESTIMATED EXPENSES	FY 2019 PROPOSED EXPENSES
FUND 115 PARKS & RECREATION							
DEPT 65 PARKS & RECREATION							
DIV 01 ADMINISTRATION							
560-9999	TRANSFER TO GENERAL FUND	136,498	131,716	139,753	139,753	139,753	119,119
*	OTHER FINANCING USES	136,498	131,716	139,753	139,753	139,753	119,119
**	ADMINISTRATION	438,933	361,629	363,243	365,083	367,977	357,998

CITY OF JOPLIN
PROPOSED BUDGET EXPENDITURES
FOR FISCAL YEAR 2019

ACCOUNT	ACCOUNT DESCRIPTION	FY 2016 ACTUAL EXPENSES	FY 2017 ACTUAL EXPENSES	FY 2018 BUDGETED EXPENSES	FY 2018 ADJ BUDGET EXPENSES	FY 2018 ESTIMATED EXPENSES	FY 2019 PROPOSED EXPENSES
FUND 115	PARKS & RECREATION						
DEPT 65	PARKS & RECREATION						
DIV 10	POOLS						
560-1210	REGULAR-SEAS	269,462	326,691	300,000	300,000	300,000	300,000
560-1220	OVERTIME-SEAS	7,771	7,750	0	0	0	0
560-1505	HOLIDAY PAY	7,120	8,804	0	0	0	0
560-1610	WORKER'S COMPENSATION	10,221	11,654	8,700	8,700	8,700	8,700
560-1615	FICA EXPENSE	21,753	26,259	23,500	23,500	23,500	23,500
*	PERSONNEL SERVICES	316,327	381,158	332,200	332,200	332,200	332,200
560-2010	WEARING APPAREL & ACCESS	6,709	8,858	7,000	7,000	8,500	8,500
560-2030	MAINTENANCE SUPPLIES	3,147	1,152	3,500	3,500	3,000	3,000
560-2040	HARDWARE SUPPLIES	908	0	500	500	0	0
560-2045	PAINT & PAINT SUPPLIES	654	1,495	1,000	1,000	1,000	1,000
560-2050	OPERATIONAL SUPPLIES	12,688	14,495	15,000	15,000	15,000	15,000
560-2210	RESALE CONCESSION SUPPL	47,117	54,468	50,000	50,000	55,000	55,000
560-2605	CHEMICAL & LABORATORY SUP	14,477	14,662	15,000	17,145	15,000	15,000
560-2610	FIRST AID SUPPLIES	780	1,579	1,000	1,000	750	750
560-3005	ELECTRIC CHARGES	44,490	45,607	45,000	45,000	45,000	45,000
560-3010	GAS CHARGES	530	614	550	550	750	750
560-3015	TELEPHONE CHARGES	4,118	4,210	5,000	5,000	4,200	4,200
560-3020	WATER CHARGES	13,324	14,980	13,500	13,500	15,000	15,000
560-3035	SANITATION CHARGES	1,455	937	1,500	1,500	1,000	1,000
560-4105	PROPERTY REPAIRS & MAINT	38,469	3,226	3,000	3,000	3,000	3,000
560-6005	TRAVEL EXPENSES	309	0	250	250	0	0
560-6010	CONFERENCES & SEMINARS	767	757	800	800	800	800
560-6115	EDUCATIONAL MATERIALS	14,107	11,120	10,000	10,000	11,000	11,000
*	OPERATIONAL SUPPLIES	204,049	178,160	172,600	174,745	179,000	179,000
560-7015	ADVERTISING	500	234	500	500	500	1,000
560-7030	FEES & PERMITS	380	200	380	380	380	380
560-7105	CASH OVER & SHORT	0	0	0	0	0	0
560-7305	LIABILITY INSURANCE	9,141	8,845	7,099	7,099	7,099	9,245
*	OTHER PURCHASES/SERVICES	10,021	9,279	7,979	7,979	7,979	10,625
560-8220	OPERATING EQUIPMENT	3,394	9,620	8,000	5,855	8,000	14,000
560-8315	COMPUTER EQUIPMENT	0	0	2,550	2,550	2,498	3,400
*	CAPITAL OUTLAY & IMPROVE	3,394	9,620	10,550	8,405	10,498	17,400
**	POOLS	533,791	578,217	523,329	523,329	529,677	539,225

CITY OF JOPLIN
PROPOSED BUDGET EXPENDITURES
FOR FISCAL YEAR 2019

ACCOUNT	ACCOUNT DESCRIPTION	FY 2016 ACTUAL EXPENSES	FY 2017 ACTUAL EXPENSES	FY 2018 BUDGETED EXPENSES	FY 2018 ADJ BUDGET EXPENSES	FY 2018 ESTIMATED EXPENSES	FY 2019 PROPOSED EXPENSES
FUND 115 PARKS & RECREATION							
DEPT 65 PARKS & RECREATION							
DIV 11 RECREATION PROGRAMS							
560-1010	REGULAR-FT	34,831	52,472	58,810	59,345	59,345	60,902
560-1020	OVERTIME-FT	451	490	500	500	500	500
560-1110	REGULAR-PT	53,864	43,884	50,000	50,000	50,000	48,000
560-1120	OVERTIME-PT	315	229	0	0	0	0
560-1210	REGULAR-SEAS	7,535	7,395	0	0	0	0
560-1220	OVERTIME-SEAS	27	238	0	0	0	0
560-1505	HOLIDAY PAY	1,868	2,564	0	0	0	0
560-1510	LONGEVITY PAY	95	150	150	150	150	150
560-1520	VACATION PAY	551	1,755	0	0	0	0
560-1540	COMPENSATION TIME PAY	0	143	0	0	0	0
560-1565	SICK PAY	213	1,335	0	0	0	0
560-1570	FLOATING HOLIDAY PAY	441	484	0	0	0	0
560-1595	CELL PHONE ALLOWANCE	0	0	0	0	0	0
560-1605	HEALTH INSURANCE	6,703	13,056	12,153	12,153	17,640	18,444
560-1610	WORKER'S COMPENSATION	3,638	4,069	4,438	4,438	4,100	3,329
560-1615	FICA EXPENSE	7,544	7,754	8,201	8,201	8,000	8,293
560-1625	LAGERS RETIREMENT EXPENSE	2,162	7,834	8,172	8,172	8,172	7,817
560-1635	DEFERRED COMP EXPENSE	826	1,505	1,504	1,504	1,504	1,504
560-1640	LIFE INSURANCE EXPENSE	86	121	126	126	126	130
560-1645	DENTAL INSURANCE	353	617	556	556	880	892
560-1650	DISABILITY INSURANCE-REG	129	184	197	197	197	199
*	PERSONNEL SERVICES	121,632	146,279	144,807	145,342	150,614	150,160
560-2025	RECREATIONAL SUPPLIES	46,256	51,478	51,000	51,400	50,500	50,500
560-2050	OPERATIONAL SUPPLIES	4,344	5,209	3,500	3,500	3,500	3,500
560-2705	CHILDREN'S PROGRAM SUPPL	90	0	0	0	0	0
560-2815	SPEC EVENTS & PROMOTIONS	22,588	22,238	23,000	23,000	22,500	22,500
560-3015	TELEPHONE CHARGES	395	389	400	400	550	400
560-3205	POSTAGE	280	445	600	600	300	300
560-5055	CONTRACTOR FEES	18,318	12,691	9,000	9,000	13,000	13,000
560-5250	OFFICIATING SERVICES	29,554	25,286	30,000	30,000	26,000	26,000
560-6005	TRAVEL EXPENSES	1,171	2,525	2,100	2,100	2,100	2,000
560-6010	CONFERENCES & SEMINARS	477	1,137	1,200	1,200	1,358	800
560-6105	DUES & MEMBERSHIPS	351	282	300	300	300	300
*	OPERATIONAL SUPPLIES	123,824	121,680	121,100	121,500	120,108	119,300
560-7015	ADVERTISING	2,306	1,079	2,000	2,000	2,000	2,500
560-7105	CASH OVER & SHORT	0	0	0	0	0	0
560-7131	MERCHANT CARD SERVICE FEE	10,877	9,838	11,000	11,000	11,000	11,000
560-7305	LIABILITY INSURANCE	1,766	2,296	1,762	1,762	1,762	1,943
*	OTHER PURCHASES/SERVICES	14,949	13,213	14,762	14,762	14,762	15,443

CITY OF JOPLIN
PROPOSED BUDGET EXPENDITURES
FOR FISCAL YEAR 2019

ACCOUNT	ACCOUNT DESCRIPTION	FY 2016 ACTUAL EXPENSES	FY 2017 ACTUAL EXPENSES	FY 2018 BUDGETED EXPENSES	FY 2018 ADJ BUDGET EXPENSES	FY 2018 ESTIMATED EXPENSES	FY 2019 PROPOSED EXPENSES
FUND 115 PARKS & RECREATION							
DEPT 65 PARKS & RECREATION							
DIV 11 RECREATION PROGRAMS							
560-8210	MOTOR VEHICLES	0	0	0	0	0	2,000
560-8220	OPERATING EQUIPMENT	0	0	3,000	3,000	3,000	0
560-8315	COMPUTER EQUIPMENT	2,556	0	0	0	0	0
*	CAPITAL OUTLAY & IMPROVE	2,556	0	3,000	3,000	3,000	2,000
**	RECREATION PROGRAMS	262,961	281,172	283,669	284,604	288,484	286,903

CITY OF JOPLIN
PROPOSED BUDGET EXPENDITURES
FOR FISCAL YEAR 2019

ACCOUNT	ACCOUNT DESCRIPTION	FY 2016 ACTUAL EXPENSES	FY 2017 ACTUAL EXPENSES	FY 2018 BUDGETED EXPENSES	FY 2018 ADJ BUDGET EXPENSES	FY 2018 ESTIMATED EXPENSES	FY 2019 PROPOSED EXPENSES
FUND 115 PARKS & RECREATION							
DEPT 65 PARKS & RECREATION							
DIV 12 SENIOR ADULT SERVICES							
560-3005	ELECTRIC CHARGES	22,743	21,758	22,500	22,500	29,500	29,500
560-3010	GAS CHARGES	624	661	700	700	700	700
560-3020	WATER CHARGES	1,906	1,666	1,900	1,900	1,600	1,600
560-3025	CABLE CHARGES	1,190-	0	0	0	0	0
560-3030	WASTEWATER CHARGES	602	684	700	700	700	700
560-4105	PROPERTY REPAIRS & MAINT	2,127	1,307	5,000	2,000	1,000	1,000
*	OPERATIONAL SUPPLIES	26,812	26,076	30,800	27,800	33,500	33,500
560-7305	LIABILITY INSURANCE	10,155	9,828	7,888	7,888	7,888	10,272
*	OTHER PURCHASES/SERVICES	10,155	9,828	7,888	7,888	7,888	10,272
560-8010	BUILDING IMPROVEMENTS	0	0	0	0	0	0
560-8220	OPERATING EQUIPMENT	0	0	0	0	0	0
*	CAPITAL OUTLAY & IMPROVE	0	0	0	0	0	0
**	SENIOR ADULT SERVICES	36,967	35,904	38,688	35,688	41,388	43,772

CITY OF JOPLIN
PROPOSED BUDGET EXPENDITURES
FOR FISCAL YEAR 2019

ACCOUNT	ACCOUNT DESCRIPTION	FY 2016 ACTUAL EXPENSES	FY 2017 ACTUAL EXPENSES	FY 2018 BUDGETED EXPENSES	FY 2018 ADJ BUDGET EXPENSES	FY 2018 ESTIMATED EXPENSES	FY 2019 PROPOSED EXPENSES
FUND 115	PARKS & RECREATION						
DEPT 65	PARKS & RECREATION						
DIV 13	MEMORIAL HALL OPERATIONS						
560-1010	REGULAR-FT	25,596	24,936	26,864	27,149	27,149	27,894
560-1020	OVERTIME-FT	1,408	1,168	1,500	1,500	1,500	1,500
560-1505	HOLIDAY PAY	785	788	0	0	0	0
560-1510	LONGEVITY PAY	303	368	602	602	602	602
560-1520	VACATION PAY	687	984	0	0	0	0
560-1540	COMPENSATION TIME PAY	588	785	0	0	0	0
560-1565	SICK PAY	687	649	0	0	0	0
560-1570	FLOATING HOLIDAY PAY	196	196	0	0	0	0
560-1590	MEMORIAL HALL DETAIL PAY	119	0	250	250	0	0
560-1595	CELL PHONE ALLOWANCE	0	0	0	0	0	401
560-1605	HEALTH INSURANCE	10,599	11,775	12,153	12,153	11,800	12,296
560-1610	WORKER'S COMPENSATION	1,218	1,203	1,217	1,217	1,217	949
560-1615	FICA EXPENSE	2,008	1,948	1,849	1,849	1,849	1,923
560-1620	POLICE & FIRE PENSION EXP	35	0	0	0	0	0
560-1625	LAGERS RETIREMENT EXPENSE	4,489	4,007	3,939	3,939	3,939	3,860
560-1640	LIFE INSURANCE EXPENSE	56	56	58	58	58	60
560-1645	DENTAL INSURANCE	561	556	556	556	588	595
560-1650	DISABILITY INSURANCE-REG	85	85	94	94	85	92
*	PERSONNEL SERVICES	49,420	49,504	49,082	49,367	48,787	50,172
560-2015	JANITORIAL SUPPLIES	5,462	5,020	5,000	5,000	5,000	5,000
560-2045	PAINT & PAINT SUPPLIES	183	0	500	500	500	500
560-2050	OPERATIONAL SUPPLIES	7,585	5,715	7,000	7,000	7,000	7,000
560-2120	GENERAL OFFICE SUPPLIES	166	139	100	100	200	200
560-2210	RESALE CONCESSION SUPPL	4,637	11,006	9,000	9,000	11,000	11,000
560-3005	ELECTRIC CHARGES	123,097	57,259	105,000	105,000	35,000	35,000
560-3015	TELEPHONE CHARGES	5,086	4,574	4,500	4,500	5,000	5,000
560-3020	WATER CHARGES	2,957	2,781	3,000	3,000	3,000	3,000
560-3030	WASTEWATER CHARGES	1,157	1,301	1,300	1,300	1,500	1,500
560-3035	SANITATION CHARGES	1,000	1,104	1,100	1,100	2,500	1,100
560-3105	CELLULAR TELEPHONE	374	394	400	400	400	0
560-3115	FUEL,OIL,& DIESEL	0	1,388	1,400	1,400	1,400	1,400
560-4105	PROPERTY REPAIRS & MAINT	6,520	5,359	7,000	7,000	5,500	5,500
560-4120	BUILDING REPAIRS	0	0	2,500	2,500	2,500	2,500
560-5265	MAINTENANCE CONTRACTS/AGR	0	0	0	0	0	0
560-6105	DUES & MEMBERSHIPS	25	0	25	25	0	0
*	OPERATIONAL SUPPLIES	158,249	96,040	147,825	147,825	80,500	78,700
560-7030	FEES & PERMITS	885	23	100	100	0	0
560-7305	LIABILITY INSURANCE	51,660	50,286	40,319	40,319	40,319	52,330
*	OTHER PURCHASES/SERVICES	52,545	50,309	40,419	40,419	40,319	52,330

CITY OF JOPLIN
PROPOSED BUDGET EXPENDITURES
FOR FISCAL YEAR 2019

ACCOUNT	ACCOUNT DESCRIPTION	FY 2016 ACTUAL EXPENSES	FY 2017 ACTUAL EXPENSES	FY 2018 BUDGETED EXPENSES	FY 2018 ADJ BUDGET EXPENSES	FY 2018 ESTIMATED EXPENSES	FY 2019 PROPOSED EXPENSES
FUND 115 PARKS & RECREATION							
DEPT 65 PARKS & RECREATION							
DIV 13 MEMORIAL HALL OPERATIONS							
560-8220	OPERATING EQUIPMENT	9,530	38,495	0	0	0	8,000
560-8315	COMPUTER EQUIPMENT	1,171	835	850	850	833	0
*	CAPITAL OUTLAY & IMPROVE	10,701	39,330	850	850	833	8,000
**	MEMORIAL HALL OPERATIONS	270,915	235,183	238,176	238,461	170,439	189,202

CITY OF JOPLIN
PROPOSED BUDGET EXPENDITURES
FOR FISCAL YEAR 2019

ACCOUNT	ACCOUNT DESCRIPTION	FY 2016 ACTUAL EXPENSES	FY 2017 ACTUAL EXPENSES	FY 2018 BUDGETED EXPENSES	FY 2018 ADJ BUDGET EXPENSES	FY 2018 ESTIMATED EXPENSES	FY 2019 PROPOSED EXPENSES
FUND 115 PARKS & RECREATION							
DEPT 65 PARKS & RECREATION							
DIV 14 MUSEUM OPERATIONS							
560-3005	ELECTRIC CHARGES	21,953	20,475	22,000	22,000	20,500	20,500
560-3010	GAS CHARGES	6,791	5,510	7,000	7,000	5,500	5,500
560-3015	TELEPHONE CHARGES	367	389	400	400	400	400
560-3125	PEST CONTROL	618	588	650	650	700	700
560-4105	PROPERTY REPAIRS & MAINT	2,421	1,881	3,000	2,000	2,000	2,000
*	OPERATIONAL SUPPLIES	32,150	28,843	33,050	32,050	29,100	29,100
560-7030	FEES & PERMITS	0	435	150	150	100	100
560-7475	MUSEUM CONTRACT	196,012	190,131	190,131	190,131	190,131	190,131
*	OTHER PURCHASES/SERVICES	196,012	190,566	190,281	190,281	190,231	190,231
560-8010	BUILDING IMPROVEMENTS	0	10,965	0	0	0	0
560-8220	OPERATING EQUIPMENT	0	0	0	0	0	0
*	CAPITAL OUTLAY & IMPROVE	0	10,965	0	0	0	0
**	MUSEUM OPERATIONS	228,162	230,374	223,331	222,331	219,331	219,331

CITY OF JOPLIN
PROPOSED BUDGET EXPENDITURES
FOR FISCAL YEAR 2019

ACCOUNT	ACCOUNT DESCRIPTION	FY 2016 ACTUAL EXPENSES	FY 2017 ACTUAL EXPENSES	FY 2018 BUDGETED EXPENSES	FY 2018 ADJ BUDGET EXPENSES	FY 2018 ESTIMATED EXPENSES	FY 2019 PROPOSED EXPENSES
FUND 115 PARKS & RECREATION							
DEPT 65 PARKS & RECREATION							
DIV 16 ATHLETIC COMPLEX							
560-1010	REGULAR-FT	183,928	177,924	227,125	229,755	229,755	242,067
560-1020	OVERTIME-FT	8,469	8,590	6,500	6,500	6,500	6,500
560-1110	REGULAR-PT	87,312	2,900	0	0	0	0
560-1120	OVERTIME-PT	771	13	0	0	0	0
560-1210	REGULAR-SEAS	46,721	0	0	0	0	10,000
560-1220	OVERTIME-SEAS	710	0	0	0	0	0
560-1505	HOLIDAY PAY	8,869	5,665	0	0	0	0
560-1510	LONGEVITY PAY	2,704	1,932	3,161	3,161	2,240	2,720
560-1520	VACATION PAY	8,468	11,838	0	0	0	0
560-1530	STANDBY PAY	0	0	0	0	0	0
560-1540	COMPENSATION TIME PAY	6,465	3,387	0	0	0	0
560-1545	CARE LEAVE PAY	0	0	0	0	0	0
560-1565	SICK PAY	9,093	5,195	0	0	0	0
560-1570	FLOATING HOLIDAY PAY	1,413	1,587	0	0	0	0
560-1595	CELL PHONE ALLOWANCE	648	441	441	441	441	506
560-1605	HEALTH INSURANCE	37,256	37,655	50,835	50,835	34,200	49,483
560-1610	WORKER'S COMPENSATION	14,168	8,047	9,438	9,438	8,100	7,844
560-1615	FICA EXPENSE	27,221	16,031	17,060	17,060	17,060	19,875
560-1625	LAGERS RETIREMENT EXPENSE	31,175	28,284	32,263	32,263	32,263	31,977
560-1630	COMMUTER EXPENSE	2-	0	0	0	0	0
560-1635	DEFERRED COMP EXPENSE	1,250	752	752	752	752	1,128
560-1640	LIFE INSURANCE EXPENSE	423	368	487	487	370	370
560-1645	DENTAL INSURANCE	2,094	1,721	2,177	2,177	1,850	2,509
560-1650	DISABILITY INSURANCE-REG	644	562	777	777	600	799
560-1755	STAFF HEALTH CLUB REIMB	45	35	0	0	0	0
*	PERSONNEL SERVICES	479,845	312,927	351,016	353,646	334,131	375,778
560-2050	OPERATIONAL SUPPLIES	26,722	17,073	13,000	13,000	13,000	13,000
560-2405	HAND TOOLS	498	740	1,000	1,000	750	750
560-2415	MACHINERY,TOOLS,IMPLEMENT	467	260	500	500	250	250
560-2605	CHEMICAL & LABORATORY SUP	8,387	7,421	5,000	5,000	5,000	5,000
560-2825	SAFETY EQUIPMENT	965	1,554	1,000	1,000	1,000	1,000
560-2845	LANDSCAPING MATERIALS	13,063	13,926	8,000	8,000	8,000	8,000
560-3005	ELECTRIC CHARGES	50,927	53,696	51,000	51,000	56,000	56,000
560-3015	TELEPHONE CHARGES	1,767	2,130	2,300	2,300	1,800	1,800
560-3020	WATER CHARGES	15,572	11,507	15,000	15,000	11,500	11,500
560-3025	CABLE CHARGES	452	413	520	520	600	600
560-3030	WASTEWATER CHARGES	2,203	2,420	2,500	2,500	2,700	2,700
560-3035	SANITATION CHARGES	2,819	2,773	2,800	2,800	2,800	2,800
560-3115	FUEL,OIL,& DIESEL	6,935	7,144	6,000	6,000	8,500	8,500
560-4105	PROPERTY REPAIRS & MAINT	13,569	31,776	7,800	15,800	7,800	8,000
560-4210	CENTRAL GARAGE REPAIRS	15,746	16,365	11,500	11,500	9,000	9,000
560-5115	TEMPORARY EMPLOYEE SERVIC	0	9,278	0	0	0	0

CITY OF JOPLIN
PROPOSED BUDGET EXPENDITURES
FOR FISCAL YEAR 2019

ACCOUNT	ACCOUNT DESCRIPTION	FY 2016 ACTUAL EXPENSES	FY 2017 ACTUAL EXPENSES	FY 2018 BUDGETED EXPENSES	FY 2018 ADJ BUDGET EXPENSES	FY 2018 ESTIMATED EXPENSES	FY 2019 PROPOSED EXPENSES
FUND 115 PARKS & RECREATION							
DEPT 65 PARKS & RECREATION							
DIV 16 ATHLETIC COMPLEX							
560-6005	TRAVEL EXPENSES	608	154	500	500	500	500
560-6010	CONFERENCES & SEMINARS	355	380	500	500	500	500
*	OPERATIONAL SUPPLIES	161,055	179,010	128,920	136,920	129,700	129,900
560-7010	COPY SERVICES	7,182	2,988	1,500	1,500	1,500	1,500
560-7015	ADVERTISING	2,061	600	1,000	1,000	1,000	1,000
560-7030	FEES & PERMITS	386	0	300	300	0	0
560-7205	RESALE INVENTORY	61,944	72,534	60,000	60,000	72,000	72,000
560-7305	LIABILITY INSURANCE	23,220	27,286	22,790	22,790	22,790	26,445
*	OTHER PURCHASES/SERVICES	94,793	103,408	85,590	85,590	97,290	100,945
560-8010	BUILDING IMPROVEMENTS	28,260	6,935	5,500	5,500	3,682	29,450
560-8210	MOTOR VEHICLES	0	25,798	38,500	38,500	38,000	0
560-8215	ROLLING STOCK	64,453	27,744	0	1,222	1,180	0
560-8220	OPERATING EQUIPMENT	9,780	40,816	0	0	0	5,000
560-8315	COMPUTER EQUIPMENT	0	835	1,700	1,700	1,665	4,250
*	CAPITAL OUTLAY & IMPROVE	102,493	102,128	45,700	46,922	44,527	38,700
**	ATHLETIC COMPLEX	838,186	697,473	611,226	623,078	605,648	645,323

CITY OF JOPLIN
PROPOSED BUDGET EXPENDITURES
FOR FISCAL YEAR 2019

ACCOUNT	ACCOUNT DESCRIPTION	FY 2016 ACTUAL EXPENSES	FY 2017 ACTUAL EXPENSES	FY 2018 BUDGETED EXPENSES	FY 2018 ADJ BUDGET EXPENSES	FY 2018 ESTIMATED EXPENSES	FY 2019 PROPOSED EXPENSES
FUND 115 PARKS & RECREATION							
DEPT 65 PARKS & RECREATION							
DIV 30 STADIUM MAINTENANCE							
560-1010	REGULAR-FT	21,158	13,656	13,866	13,866	13,866	0
560-1110	REGULAR-PT	1,300	49	0	0	0	0
560-1120	OVERTIME-PT	0	0	0	0	0	0
560-1210	REGULAR-SEAS	3,262	0	10,000	10,000	10,000	0
560-1220	OVERTIME-SEAS	0	0	0	0	0	0
560-1505	HOLIDAY PAY	355	411	0	0	0	0
560-1510	LONGEVITY PAY	233	135	139	139	139	0
560-1520	VACATION PAY	669	465	0	0	0	0
560-1565	SICK PAY	91	103	0	0	0	0
560-1570	FLOATING HOLIDAY PAY	101	104	0	0	0	0
560-1595	CELL PHONE ALLOWANCE	64	64	64	64	64	0
560-1605	HEALTH INSURANCE	4,055	1,594	1,461	1,461	1,461	0
560-1610	WORKER'S COMPENSATION	1,123	625	1,155	1,155	1,155	0
560-1615	FICA EXPENSE	2,023	1,159	2,769	2,769	2,769	0
560-1625	LAGERS RETIREMENT EXPENSE	3,368	2,010	1,913	1,913	1,913	0
560-1635	DEFERRED COMP EXPENSE	377	376	376	376	376	0
560-1640	LIFE INSURANCE EXPENSE	44	31	29	29	29	0
560-1645	DENTAL INSURANCE	203	64	56	56	56	0
560-1650	DISABILITY INSURANCE-REG	67	47	45	45	45	0
560-1755	STAFF HEALTH CLUB REIMB	0	0	0	0	0	0
*	PERSONNEL SERVICES	38,493	20,893	31,873	31,873	31,873	0
560-2040	HARDWARE SUPPLIES	833	621	850	850	750	250
560-2050	OPERATIONAL SUPPLIES	8,649	926	1,000	1,000	1,133	500
560-2210	RESALE CONCESSION SUPPL	1,900	19,842	15,000	15,000	20,000	0
560-2845	LANDSCAPING MATERIALS	4,475	3,854	1,000	1,000	1,000	1,000
560-2855	FACILITY RENT ALLOCATION	150,000	150,000	150,000	150,000	150,000	150,000
560-3005	ELECTRIC CHARGES	37,572	31,529	38,000	38,000	31,000	0
560-3010	GAS CHARGES	1,838	1,588	1,800	1,800	2,000	0
560-3015	TELEPHONE CHARGES	1,419	1,227	1,300	1,300	1,300	0
560-3020	WATER CHARGES	6,576	3,523	5,000	5,000	3,500	0
560-3030	WASTEWATER CHARGES	1,401	1,546	1,500	1,500	1,700	0
560-3035	SANITATION CHARGES	1,227	682	550	550	550	0
560-4105	PROPERTY REPAIRS & MAINT	6,711	9,429	2,000	5,313	3,000	2,500
560-4210	CENTRAL GARAGE REPAIRS	765	771	800	800	800	0
560-5055	CONTRACTOR FEES	2,012	2,598	2,600	2,600	2,192	2,600
560-5265	MAINTENANCE CONTRACTS/AGR	858	1,066	1,000	1,000	1,000	1,000
*	OPERATIONAL SUPPLIES	226,236	229,202	222,400	225,713	219,925	157,850
560-7030	FEES & PERMITS	720	627	500	500	700	700
560-7205	RESALE INVENTORY	427	0	0	0	0	0
560-7305	LIABILITY INSURANCE	14,154	14,871	11,774	11,774	11,774	14,630

CITY OF JOPLIN
PROPOSED BUDGET EXPENDITURES
FOR FISCAL YEAR 2019

ACCOUNT	ACCOUNT DESCRIPTION	FY 2016 ACTUAL EXPENSES	FY 2017 ACTUAL EXPENSES	FY 2018 BUDGETED EXPENSES	FY 2018 ADJ BUDGET EXPENSES	FY 2018 ESTIMATED EXPENSES	FY 2019 PROPOSED EXPENSES
FUND 115 PARKS & RECREATION							
DEPT 65 PARKS & RECREATION							
DIV 30 STADIUM MAINTENANCE							
*	OTHER PURCHASES/SERVICES	15,301	15,498	12,274	12,274	12,474	15,330
560-8010	BUILDING IMPROVEMENTS	0	7,448	0	0	0	0
560-8105	LAND ACQUISITIONS	0	26,234	0	0	0	0
560-8220	OPERATING EQUIPMENT	7,902	0	0	0	0	0
560-8315	COMPUTER EQUIPMENT	0	0	1,700	1,700	1,665	0
*	CAPITAL OUTLAY & IMPROVE	7,902	33,682	1,700	1,700	1,665	0
**	STADIUM MAINTENANCE	287,932	299,275	268,247	271,560	265,937	173,180

CITY OF JOPLIN
PROPOSED BUDGET EXPENDITURES
FOR FISCAL YEAR 2019

ACCOUNT	ACCOUNT DESCRIPTION	FY 2016 ACTUAL EXPENSES	FY 2017 ACTUAL EXPENSES	FY 2018 BUDGETED EXPENSES	FY 2018 ADJ BUDGET EXPENSES	FY 2018 ESTIMATED EXPENSES	FY 2019 PROPOSED EXPENSES
FUND 115	PARKS & RECREATION						
DEPT 65	PARKS & RECREATION						
DIV 32	PARKS & PUBLIC GROUNDS						
560-1010	REGULAR-FT	308,418	308,750	334,014	337,604	312,340	305,285
560-1020	OVERTIME-FT	5,677	6,574	5,000	5,000	5,000	5,000
560-1110	REGULAR-PT	44,286	29,284	100,000	100,000	100,000	95,000
560-1120	OVERTIME-PT	119	27	0	0	0	0
560-1210	REGULAR-SEAS	54,491	81,699	0	0	0	0
560-1220	OVERTIME-SEAS	834	473	500	500	0	0
560-1505	HOLIDAY PAY	14,094	14,094	0	0	0	0
560-1510	LONGEVITY PAY	9,154	8,542	9,758	9,758	7,116	6,623
560-1520	VACATION PAY	22,076	23,424	0	0	0	0
560-1530	STANDBY PAY	1,889	1,400	1,000	1,000	1,000	1,000
560-1540	COMPENSATION TIME PAY	3,939	2,830	0	0	0	0
560-1565	SICK PAY	14,712	5,610	0	0	0	0
560-1570	FLOATING HOLIDAY PAY	3,105	2,944	0	0	0	0
560-1575	CITIZENSHIP LEAVE PAY	0	124	0	0	0	0
560-1595	CELL PHONE ALLOWANCE	2,190	1,565	1,565	1,565	1,565	1,565
560-1605	HEALTH INSURANCE	90,236	98,598	96,527	96,527	91,447	88,086
560-1610	WORKER'S COMPENSATION	22,281	22,629	18,459	18,459	18,459	12,613
560-1615	FICA EXPENSE	35,098	35,184	29,726	29,726	29,726	27,809
560-1625	LAGERS RETIREMENT EXPENSE	59,184	51,291	47,782	47,782	47,782	40,573
560-1630	COMMUTER EXPENSE	0	0	0	0	0	0
560-1635	DEFERRED COMP EXPENSE	3,004	1,505	1,504	1,504	1,504	1,504
560-1640	LIFE INSURANCE EXPENSE	796	748	716	716	716	655
560-1645	DENTAL INSURANCE	3,735	3,383	3,401	3,401	3,401	3,461
560-1650	DISABILITY INSURANCE-REG	1,216	1,142	1,120	1,120	1,120	1,002
560-1755	STAFF HEALTH CLUB REIMB	45	105	0	0	0	0
*	PERSONNEL SERVICES	700,579	701,925	651,072	654,662	621,176	590,176
560-2010	WEARING APPAREL & ACCESS	1,919	1,418	2,000	2,000	1,500	1,500
560-2015	JANITORIAL SUPPLIES	7,196	7,542	6,500	6,500	6,500	6,500
560-2030	MAINTENANCE SUPPLIES	31,502	18,721	32,000	30,000	20,000	20,000
560-2040	HARDWARE SUPPLIES	3,069	5,042	3,500	3,500	3,000	3,000
560-2045	PAINT & PAINT SUPPLIES	2,384	1,570	3,000	3,000	2,000	2,000
560-2050	OPERATIONAL SUPPLIES	12,190	9,492	12,000	12,000	10,000	10,000
560-2405	HAND TOOLS	1,342	250	1,500	1,500	1,200	1,200
560-2425	LAWN EQUIPMENT	0	1,160	1,000	1,000	1,000	1,000
560-2605	CHEMICAL & LABORATORY SUP	2,678	704	3,000	3,000	2,500	2,500
560-2610	FIRST AID SUPPLIES	443	682	500	500	500	500
560-2825	SAFETY EQUIPMENT	1,022	3,076	1,500	1,500	2,000	2,000
560-2835	EQUIPMENT LEASE & RENTAL	0	981	100	100	1,000	1,000
560-2845	LANDSCAPING MATERIALS	5,004	16,863	17,000	18,796	15,000	15,000
560-3005	ELECTRIC CHARGES	77,157	85,223	85,000	85,000	85,000	85,000
560-3010	GAS CHARGES	1,951	2,044	2,000	2,000	2,850	2,850
560-3015	TELEPHONE CHARGES	1,521	1,938	1,900	1,900	1,900	1,900

CITY OF JOPLIN
PROPOSED BUDGET EXPENDITURES
FOR FISCAL YEAR 2019

ACCOUNT	ACCOUNT DESCRIPTION	FY 2016 ACTUAL EXPENSES	FY 2017 ACTUAL EXPENSES	FY 2018 BUDGETED EXPENSES	FY 2018 ADJ BUDGET EXPENSES	FY 2018 ESTIMATED EXPENSES	FY 2019 PROPOSED EXPENSES
FUND 115 PARKS & RECREATION							
DEPT 65 PARKS & RECREATION							
DIV 32 PARKS & PUBLIC GROUNDS							
560-3020	WATER CHARGES	22,341	22,608	25,000	25,000	22,000	22,000
560-3030	WASTEWATER CHARGES	7,602	9,368	9,500	9,500	9,000	9,000
560-3035	SANITATION CHARGES	7,232	15,665	12,000	12,000	18,000	18,000
560-3105	CELLULAR TELEPHONE	561	558	650	650	0	0
560-3115	FUEL,OIL,& DIESEL	22,780	24,015	20,000	20,000	24,000	26,000
560-3210	FREIGHT & DELIVERY	72	0	100	100	0	0
560-4105	PROPERTY REPAIRS & MAINT	5,208	8,991	17,000	15,000	8,000	8,000
560-4125	GENERAL EQUIPMENT REPAIRS	5,858	3,744	4,000	4,000	4,000	4,000
560-4210	CENTRAL GARAGE REPAIRS	59,391	91,980	51,000	51,000	50,000	50,000
560-4220	VEHICLE CLEANING	648	130	250	250	150	150
560-5090	FEMA CLEANUP FEES	0	78,250	0	0	0	0
560-5115	TEMPORARY EMPLOYEE SERVIC	0	0	0	0	0	0
560-6005	TRAVEL EXPENSES	139	532	850	850	800	800
560-6010	CONFERENCES & SEMINARS	584	900	1,000	1,000	1,000	1,000
560-6105	DUES & MEMBERSHIPS	318	206	250	250	416	400
*	OPERATIONAL SUPPLIES	282,112	413,653	314,100	311,896	293,316	295,300
560-7030	FEES & PERMITS	75	0	0	0	0	0
560-7305	LIABILITY INSURANCE	24,304	30,434	23,286	23,286	23,286	27,658
*	OTHER PURCHASES/SERVICES	24,379	30,434	23,286	23,286	23,286	27,658
560-8210	MOTOR VEHICLES	0	34,285	3,500	3,500	3,500	86,200
560-8215	ROLLING STOCK	0	15,597	32,000	32,000	31,957	0
560-8220	OPERATING EQUIPMENT	0	6,925	2,000	2,000	0	127,750
560-8315	COMPUTER EQUIPMENT	0	0	1,700	1,700	1,665	850
560-8505	PARK IMPROVEMENTS	0	29,728	0	5,215	4,880	5,500
*	CAPITAL OUTLAY & IMPROVE	0	86,535	39,200	44,415	42,002	220,300
560-9997	EMERG COMMUNICATION SERV	6,565	6,565	6,565	6,565	6,565	6,565
*	OTHER FINANCING USES	6,565	6,565	6,565	6,565	6,565	6,565
**	PARKS & PUBLIC GROUNDS	1,013,635	1,239,112	1,034,223	1,040,824	986,345	1,139,999
***	PARKS & RECREATION	3,911,482	3,958,339	3,584,132	3,604,958	3,475,226	3,594,933
****	PARKS & RECREATION	3,911,482	3,958,339	3,584,132	3,604,958	3,475,226	3,594,933


CITY OF JOPLIN
STATE OF MISSOURI
ADOPTED 1911

Parks & Recreation

2018-2019 Department Staffing

Division	FTE	Position
Administration	1.00	Parks & Recreation Director
	1.00	Accounting Specialist
	0.10	Custodian
Recreation Programs	1.00	Business Development Manager
	0.50	Recreation Leader
Memorial Hall	1.00	Utility Worker
Athletic Complex	0.75	Athletic Facilities Superintendent*
	0.50	Parks Facilities Maintenance Technician
	2.00	Parks Caretaker
	0.50	Recreation Leader
	2.00	Recreation Coordinator
	1.00	Laborer II
	1.00	Laborer I
Parks & Public Grounds	1.00	Parks Maintenance Superintendent
	0.50	Parks Facilities Maintenance Technician
	1.00	Lead Parks Caretaker
	4.00	Parks Caretaker
	1.00	Laborer II
	2.00	Laborer I
	21.85	**Total Full-Time FTE**
Division	**P/T**	**Position**
Pools	0.35	Aquatic Supervisor (1 Position)
	1.05	Pool Operator (3 Positions)
	0.60	Pool Operator (3 Positions)
	8.40	Lifeguard (24 Positions)
Recreation Programs	2.80	Recreation Instructor (7 Positions)
	0.30	Athletics Supervisor (1 Position)
Athletic Complex	0.25	Laborer (1 Position)*
	0.35	Laborer (1 Position)*
	0.50	Cashier - Seasonal (1 Position)*
Parks & Public Grounds	3.20	Laborer (8 Positions)
	17.80	**Total Part-Time FTE**
	39.65	**Total FTE**

*Moved portion of Athletic Facilities Superintendent (.25 FTE), 2 Seasonal Laborers (.60 FTE) and a Seasonal Cashier (.50 FTE) from Facility Maintenance to Athletic Complex, due to faciltiy lease (Proposed).

Parks & Recreation

Capital Expenditures

Division			
Pools	Backup Chemical/Acid/Chlorine Pump (4)	$	4,000
	Replacement Lifeguard Chair (5) - Ewert (2), Schifferdecker (2) & Cunningham (1)		5,000
	Replacement Canopy (3) - Ewert		5,000
	Replacement Computer (4)		3,400
Recreation Programs	Minivan - Transfer from CVB		2,000
Memorial Hall Operations	Replacement Commercial Floor Scrubber		6,000
	Replacement Commercial 3' Vacuum		2,000
Athletic Complex	Jersey Blocks		9,500
	Backup Stadium Mound		14,000
	Trash Can (6)		2,750
	Field Armour Pitching Panel (4) - Softball Field		3,200
	Redesign & Build Front Desk Counter		5,000
	Replacement Computer (5)		4,250
Parks & Public Grounds	Replacement 1/2-Ton Truck		23,500
	Replacement 1/2-Ton 4x4 Truck		27,500
	Dump Truck & Replace Bed - Transfer from Streets		35,200
	Replacement Tractor Mower		59,000
	Replacement Skidsteer		52,750
	Replacement Tractor with Zero-Turn Mower		16,000
	Replacement Computer		850
	Replacement Shelter Roof - Landreth Park		5,500
		$	286,400


CITY OF JOPLIN
STATE OF MISSOURI
LINCOLN IS KING
APPROVED 1911

Solid Waste Management


CITY OF JOPLIN
STATE OF MISSOURI
KING IS KING
ADOPTED 1911

Solid Waste Management

Fund Balance Projection

	FY 2017 Actuals	FY 2018 Adjusted Budget	FY 2018 Estimated Actuals	FY 2019 Proposed Budget
REVENUES				
Taxes	$ 440,673	$ 439,700	$ 429,543	$ 430,700
Service Charges & User Fees	2,380,979	2,510,000	2,510,000	2,510,000
Charges & Assessments	27,382	28,000	31,000	31,000
Other Income & Donations	2,184	3,500	3,100	2,750
Federal Grants	-	-	-	-
State Grants	29,662	29,778	29,778	37,500
TOTAL REVENUES	**$ 2,880,880**	**$ 3,010,978**	**$ 3,003,421**	**$ 3,011,950**
EXPENDITURES				
Billing & Collection	$ 31,959	$ 47,609	$ 47,559	$ 50,636
Planning & Management Administration	196,292	207,839	210,704	210,113
Special Programs	154,029	122,650	112,219	112,650
Trash Services	2,269,942	2,400,000	2,400,000	2,400,000
State Grants	47,233	49,144	49,144	55,425
TOTAL EXPENDITURES	**$ 2,699,455**	**$ 2,827,242**	**$ 2,819,626**	**$ 2,828,824**
EXCESS REVENUES OVER (UNDER) EXPENDITURES	**$ 181,425**	**$ 183,736**	**$ 183,795**	**$ 183,126**
OTHER FINANCING SOURCES (USES)				
Transfers In	$ -	$ -	$ -	$ -
Transfers Out	(56,854)	(60,617)	(60,617)	(49,284)
TOTAL OTHER FINANCING SOURCES (USES)	**$ (56,854)**	**$ (60,617)**	**$ (60,617)**	**$ (49,284)**
NET CHANGE IN FUND BALANCE	**$ 124,571**	**$ 123,119**	**$ 123,178**	**$ 133,842**
FUND BALANCE, BEGINNING OF YEAR	**$ 890,140**	**$ 1,014,711**	**$ 1,014,711**	**$ 1,137,889**
FUND BALANCE, END OF YEAR	**$ 1,014,711**	**$ 1,137,830**	**$ 1,137,889**	**$ 1,271,731**
FUND BALANCE SUMMARY:				
Reserved for Landfill	$ -	$ -	$ -	$ -
Unrestricted Fund Balance	1,014,711	1,137,830	1,137,889	1,271,731
TOTAL FUND BALANCE SUMMARY	**$ 1,014,711**	**$ 1,137,830**	**$ 1,137,889**	**$ 1,271,731**

CITY OF JOPLIN
PROPOSED BUDGET REVENUE
FOR FISCAL YEAR 2019

ACCOUNT	ACCOUNT DESCRIPTION	FY 2016 ACTUAL REVENUE	FY 2017 ACTUAL REVENUE	FY 2018 BUDGETED REVENUE	FY 2018 ADJ BUDGET REVENUE	FY 2018 ESTIMATED REVENUE	FY 2019 PROPOSED REVENUE
FUND 120	SOLID WASTE MANAGEMENT						
400-0101	REAL ESTATE TAXES	322,511	331,717	330,000	330,000	330,000	330,000
400-0102	PAYMENT IN LIEU OF TAXES	611	699	700	700	680	700
400-0103	COMMERCIAL SURTAX	88,389	90,828	91,000	91,000	84,720	85,000
400-0104	FINANCIAL INST TAX	460	1,747	1,500	1,500	1,401	1,500
400-0105	RAILROAD & UTILITY TAX	13,035	14,245	14,500	14,500	11,242	12,000
400-0106	PENALTIES & INTEREST-PROP	2,080	1,437	2,000	2,000	1,500	1,500
*	TAXES	427,086	440,673	439,700	439,700	429,543	430,700
430-1601	TRASH SERVICE FEES	2,328,645	2,269,942	2,400,000	2,400,000	2,400,000	2,400,000
430-1602	TRASH MGMT ADMINISTRATION	108,736	111,037	110,000	110,000	110,000	110,000
*	SERVICE CHARGES/USER FEES	2,437,381	2,380,979	2,510,000	2,510,000	2,510,000	2,510,000
440-0910	RECYLCING CTR COLLECTIONS	20,133	27,382	28,000	28,000	31,000	31,000
*	CHARGES & ASSESSMENTS	20,133	27,382	28,000	28,000	31,000	31,000
450-0103	INVESTMENTS	3,499	3,500	3,500	3,500	3,100	2,750
450-0204	GAIN/LOSS ON INVESTMENTS	3,101	2,342-	0	0	0	0
450-0306	OTHER DONATIONS	0	0	0	0	0	0
450-0401	CITY RESALE PROCEEDS	21	0	0	0	0	0
450-0611	OTHER INCOME	31	1,026	0	0	0	0
*	OTHER INCOME/DONATIONS	6,652	2,184	3,500	3,500	3,100	2,750
470-0207	FEMA-FEDERAL DISASTER	75	0	0	0	0	0
*	FEDERAL GRANTS	75	0	0	0	0	0
480-1002	REGION M SOLID WASTE GRT	20,607	29,662	29,778	29,778	29,778	37,500
*	STATE GRANTS	20,607	29,662	29,778	29,778	29,778	37,500
**	SOLID WASTE MANAGEMENT	2,911,934	2,880,880	3,010,978	3,010,978	3,003,421	3,011,950

CITY OF JOPLIN
PROPOSED BUDGET EXPENDITURES
FOR FISCAL YEAR 2019

ACCOUNT	ACCOUNT DESCRIPTION	FY 2016 ACTUAL EXPENSES	FY 2017 ACTUAL EXPENSES	FY 2018 BUDGETED EXPENSES	FY 2018 ADJ BUDGET EXPENSES	FY 2018 ESTIMATED EXPENSES	FY 2019 PROPOSED EXPENSES
FUND 120 SOLID WASTE MANAGEMENT							
DEPT 20 FINANCE							
DIV 02 BILLING & COLLECTION							
540-1010	REGULAR-FT	23,367	19,063	29,947	30,687	30,687	32,542
540-1020	OVERTIME-FT	65	12	250	250	100	100
540-1505	HOLIDAY PAY	875	785	0	0	0	0
540-1520	VACATION PAY	1,202	765	0	0	0	0
540-1540	COMPENSATION TIME PAY	103	0	0	0	0	0
540-1565	SICK PAY	1,327	896	0	0	0	0
540-1570	FLOATING HOLIDAY PAY	219	225	0	0	0	0
540-1605	HEALTH INSURANCE	5,032	4,199	5,843	5,843	5,843	5,912
540-1610	WORKER'S COMPENSATION	73	52	69	69	69	56
540-1615	FICA EXPENSE	2,065	1,622	2,310	2,310	2,310	2,469
540-1625	LAGERS RETIREMENT EXPENSE	4,027	2,904	4,107	4,107	4,107	4,146
540-1640	LIFE INSURANCE EXPENSE	61	47	64	64	64	70
540-1645	DENTAL INSURANCE	227	169	225	225	225	241
540-1650	DISABILITY INSURANCE-REG	95	72	101	101	101	107
540-1755	STAFF HEALTH CLUB REIMB	0	0	0	0	0	0
*	PERSONNEL SERVICES	38,738	30,811	42,916	43,656	43,506	45,643
540-2855	FACILITY RENT ALLOCATION	5,311	0	3,072	3,072	3,072	3,072
540-3015	TELEPHONE CHARGES	0	0	0	0	100	100
*	OPERATIONAL SUPPLIES	5,311	0	3,072	3,072	3,172	3,172
540-7305	LIABILITY INSURANCE	883	1,148	881	881	881	971
*	OTHER PURCHASES/SERVICES	883	1,148	881	881	881	971
540-8315	COMPUTER EQUIPMENT	0	0	0	0	0	850
*	CAPITAL OUTLAY & IMPROVE	0	0	0	0	0	850
**	BILLING & COLLECTION	44,932	31,959	46,869	47,609	47,559	50,636
***	FINANCE	44,932	31,959	46,869	47,609	47,559	50,636

CITY OF JOPLIN
PROPOSED BUDGET EXPENDITURES
FOR FISCAL YEAR 2019

ACCOUNT	ACCOUNT DESCRIPTION	FY 2016 ACTUAL EXPENSES	FY 2017 ACTUAL EXPENSES	FY 2018 BUDGETED EXPENSES	FY 2018 ADJ BUDGET EXPENSES	FY 2018 ESTIMATED EXPENSES	FY 2019 PROPOSED EXPENSES
FUND 120 SOLID WASTE MANAGEMENT							
DEPT 45 PUBLIC WORKS							
DIV 10 PLANNING & MGMT ADMINISTR							
540-1010	REGULAR-FT	80,925	76,667	86,956	87,186	87,186	87,499
540-1020	OVERTIME-FT	0	12	0	0	0	0
540-1110	REGULAR-PT	0	0	0	0	0	0
540-1505	HOLIDAY PAY	2,871	2,780	0	0	0	0
540-1510	LONGEVITY PAY	1,488	1,756	2,017	2,017	2,017	2,114
540-1520	VACATION PAY	4,339	8,509	0	0	0	0
540-1535	AUTO ALLOWANCE	362	361	361	361	361	361
540-1540	COMPENSATION TIME PAY	0	0	0	0	0	0
540-1565	SICK PAY	5,632	919	0	0	0	0
540-1570	FLOATING HOLIDAY PAY	718	898	0	0	0	0
540-1595	CELL PHONE ALLOWANCE	753	751	751	751	751	751
540-1605	HEALTH INSURANCE	16,607	17,546	19,165	19,165	19,165	19,391
540-1610	WORKER'S COMPENSATION	6,365	5,518	5,941	5,941	5,941	4,212
540-1615	FICA EXPENSE	7,140	6,759	6,520	6,520	6,520	6,548
540-1625	LAGERS RETIREMENT EXPENSE	14,399	12,058	12,252	12,252	12,252	11,522
540-1635	DEFERRED COMP EXPENSE	1,811	1,806	1,805	1,805	1,805	1,805
540-1640	LIFE INSURANCE EXPENSE	181	173	187	187	187	187
540-1645	DENTAL INSURANCE	832	789	826	826	826	883
540-1650	DISABILITY INSURANCE-REG	308	275	287	287	287	289
*	PERSONNEL SERVICES	144,731	137,577	137,068	137,298	137,298	135,562
540-2050	OPERATIONAL SUPPLIES	7,130	13,280	14,000	14,000	14,000	14,000
540-2108	COMPUTER PERIPHERALS	299	0	0	0	0	0
540-2120	GENERAL OFFICE SUPPLIES	623	739	750	750	750	750
540-2205	FOOD & BEVERAGE SUPPLIES	302	134	250	250	150	150
540-2415	MACHINERY,TOOLS,IMPLEMENT	14	153	150	150	150	150
540-2610	FIRST AID SUPPLIES	103	0	125	125	0	0
540-2805	PROMOTIONAL MATERIALS	0	265	400	400	400	400
540-2825	SAFETY EQUIPMENT	348	705	350	350	350	350
540-2835	EQUIPMENT LEASE & RENTAL	497	0	500	500	500	500
540-2855	FACILITY RENT ALLOCATION	2,984	0	0	0	0	0
540-3005	ELECTRIC CHARGES	1,664	1,500	1,700	1,700	1,550	1,550
540-3015	TELEPHONE CHARGES	1,097	812	1,000	1,000	800	800
540-3035	SANITATION CHARGES	6,193	2,890	5,000	5,000	4,000	5,000
540-3115	FUEL,OIL,& DIESEL	356	499	500	500	1,000	1,000
540-3205	POSTAGE	4,260	4,023	4,200	4,200	4,200	4,200
540-3210	FREIGHT & DELIVERY	280	131	300	300	300	300
540-4125	GENERAL EQUIPMENT REPAIRS	895	1,341	800	800	1,500	1,500
540-4210	CENTRAL GARAGE REPAIRS	1,066	2,972	1,600	1,600	1,800	1,800
540-5035	PROPERTY TAX SERVICES	16,976	18,203	18,000	18,000	20,000	20,000
540-5055	CONTRACTOR FEES	1,050	0	0	0	0	0
540-5115	TEMPORARY EMPLOYEE SERVIC	0	0	0	0	0	0
540-6005	TRAVEL EXPENSES	439	463	450	450	1,000	500

CITY OF JOPLIN
PROPOSED BUDGET EXPENDITURES
FOR FISCAL YEAR 2019

ACCOUNT	ACCOUNT DESCRIPTION	FY 2016 ACTUAL EXPENSES	FY 2017 ACTUAL EXPENSES	FY 2018 BUDGETED EXPENSES	FY 2018 ADJ BUDGET EXPENSES	FY 2018 ESTIMATED EXPENSES	FY 2019 PROPOSED EXPENSES
FUND 120 SOLID WASTE MANAGEMENT							
DEPT 45 PUBLIC WORKS							
DIV 10 PLANNING & MGMT ADMINISTR							
540-6010	CONFERENCES & SEMINARS	389	423	800	800	1,090	800
540-6105	DUES & MEMBERSHIPS	150	220	150	150	150	150
*	OPERATIONAL SUPPLIES	47,115	48,753	51,025	51,025	53,690	53,900
540-7005	PRINTING SERVICES	1,663	1,783	1,800	1,800	2,000	2,500
540-7015	ADVERTISING	2,181	2,313	2,500	2,500	2,500	2,500
540-7020	LEGAL NOTICES	201	0	0	0	0	0
540-7030	FEES & PERMITS	27	0	0	0	0	0
540-7305	LIABILITY INSURANCE	3,768	4,866	4,216	4,216	4,216	4,651
540-7412	YARD COMPOSTING	1,000	1,000	1,000	1,000	1,000	1,000
*	OTHER PURCHASES/SERVICES	8,840	9,962	9,516	9,516	9,716	10,651
540-8105	LAND ACQUISITIONS	0	0	0	0	0	0
540-8220	OPERATING EQUIPMENT	28,860	0	10,000	10,000	10,000	10,000
540-8315	COMPUTER EQUIPMENT	0	0	0	0	0	0
*	CAPITAL OUTLAY & IMPROVE	28,860	0	10,000	10,000	10,000	10,000
540-9999	TRANSFER TO GENERAL FUND	56,277	56,854	60,617	60,617	60,617	49,284
*	OTHER FINANCING USES	56,277	56,854	60,617	60,617	60,617	49,284
**	PLANNING & MGMT ADMINISTR	285,823	253,146	268,226	268,456	271,321	259,397

CITY OF JOPLIN
PROPOSED BUDGET EXPENDITURES
FOR FISCAL YEAR 2019

ACCOUNT	ACCOUNT DESCRIPTION	FY 2016 ACTUAL EXPENSES	FY 2017 ACTUAL EXPENSES	FY 2018 BUDGETED EXPENSES	FY 2018 ADJ BUDGET EXPENSES	FY 2018 ESTIMATED EXPENSES	FY 2019 PROPOSED EXPENSES
FUND 120 SOLID WASTE MANAGEMENT							
DEPT 45 PUBLIC WORKS							
DIV 11 SPECIAL PROGRAMS							
540-2050	OPERATIONAL SUPPLIES	156	8	150	150	150	150
540-3115	FUEL,OIL,& DIESEL	1,392	1,238	2,000	2,000	1,645	2,000
540-4210	CENTRAL GARAGE REPAIRS	18,364	32,846	10,500	10,500	10,500	10,500
*	OPERATIONAL SUPPLIES	19,912	34,092	12,650	12,650	12,295	12,650
540-7405	CITY WIDE CLEANUP PROGRAM	30,174	65,809	50,000	50,000	40,000	40,000
540-7410	LEAF PICKUP PROGRAM	57,679	54,128	60,000	60,000	59,924	60,000
*	OTHER PURCHASES/SERVICES	87,853	119,937	110,000	110,000	99,924	100,000
540-8220	OPERATING EQUIPMENT	0	0	0	0	0	0
*	CAPITAL OUTLAY & IMPROVE	0	0	0	0	0	0
**	SPECIAL PROGRAMS	107,765	154,029	122,650	122,650	112,219	112,650

CITY OF JOPLIN
PROPOSED BUDGET EXPENDITURES
FOR FISCAL YEAR 2019

ACCOUNT	ACCOUNT DESCRIPTION	FY 2016 ACTUAL EXPENSES	FY 2017 ACTUAL EXPENSES	FY 2018 BUDGETED EXPENSES	FY 2018 ADJ BUDGET EXPENSES	FY 2018 ESTIMATED EXPENSES	FY 2019 PROPOSED EXPENSES
FUND 120 SOLID WASTE MANAGEMENT							
DEPT 45 PUBLIC WORKS							
DIV 15 TRASH SERVICES							
540-5030	WW/TRASH ADMINISTRATION	2,328,645	2,269,942	2,400,000	2,400,000	2,400,000	2,400,000
*	OPERATIONAL SUPPLIES	2,328,645	2,269,942	2,400,000	2,400,000	2,400,000	2,400,000
**	TRASH SERVICES	2,328,645	2,269,942	2,400,000	2,400,000	2,400,000	2,400,000

CITY OF JOPLIN
PROPOSED BUDGET EXPENDITURES
FOR FISCAL YEAR 2019

ACCOUNT	ACCOUNT DESCRIPTION	FY 2016 ACTUAL EXPENSES	FY 2017 ACTUAL EXPENSES	FY 2018 BUDGETED EXPENSES	FY 2018 ADJ BUDGET EXPENSES	FY 2018 ESTIMATED EXPENSES	FY 2019 PROPOSED EXPENSES
FUND 120	SOLID WASTE MANAGEMENT						
DEPT 45	PUBLIC WORKS						
DIV 91	GRANTS - STATE						
540-1010	REGULAR-FT	19,859	19,007	22,346	22,346	22,346	22,346
540-1020	OVERTIME-FT	15	10	0	0	0	0
540-1110	REGULAR-PT	0	0	0	0	0	0
540-1505	HOLIDAY PAY	653	653	0	0	0	0
540-1520	VACATION PAY	375	1,247	0	0	0	0
540-1530	STANDBY PAY	0	0	0	0	0	0
540-1540	COMPENSATION TIME PAY	122	46	0	0	0	0
540-1565	SICK PAY	510	591	0	0	0	0
540-1570	FLOATING HOLIDAY PAY	163	163	0	0	0	0
540-1605	HEALTH INSURANCE	5,032	5,600	5,843	5,843	5,843	5,912
540-1610	WORKER'S COMPENSATION	1,981	1,730	1,732	1,732	1,732	1,256
540-1615	FICA EXPENSE	1,651	1,653	1,700	1,700	1,700	1,709
540-1625	LAGERS RETIREMENT EXPENSE	3,218	2,912	3,039	3,039	3,039	2,838
540-1640	LIFE INSURANCE EXPENSE	46	46	48	48	48	48
540-1645	DENTAL INSURANCE	227	225	225	225	225	241
540-1650	DISABILITY INSURANCE-REG	72	72	75	75	75	75
540-1725	EMPLOYEE PHYSICALS	0	0	0	0	0	0
540-1730	EMPLOYEE DRUG TESTING	0	0	0	0	0	0
*	PERSONNEL SERVICES	33,924	33,955	35,008	35,008	35,008	34,425
540-2815	SPEC EVENTS & PROMOTIONS	3,768	13,278	8,600	8,600	8,600	21,000
540-3205	POSTAGE	0	0	4,036	4,036	4,036	0
*	OPERATIONAL SUPPLIES	3,768	13,278	12,636	12,636	12,636	21,000
540-7005	PRINTING SERVICES	0	0	1,500	1,500	1,500	0
540-7015	ADVERTISING	0	0	0	0	0	0
*	OTHER PURCHASES/SERVICES	0	0	1,500	1,500	1,500	0
540-8220	OPERATING EQUIPMENT	1,783	0	0	0	0	0
*	CAPITAL OUTLAY & IMPROVE	1,783	0	0	0	0	0
**	GRANTS - STATE	39,475	47,233	49,144	49,144	49,144	55,425
***	PUBLIC WORKS	2,761,708	2,724,350	2,840,020	2,840,250	2,832,684	2,827,472
****	SOLID WASTE MANAGEMENT	2,806,640	2,756,309	2,886,889	2,887,859	2,880,243	2,878,108

Solid Waste Management

2018-2019 Department Staffing

Division	FTE	Position
Administration	1.00	Recycling Coordinator
	0.20	Assistant Director of Public Works/Operations
	1.00	Laborer I
Billing & Collection	1.00	Accounting Specialist
Grants - State	1.00	Laborer I
	4.20	**Total Full-Time FTE**

Capital Expenditures

Division			
Billing & Collection	Replacement Computer	$	850
Administration	Replacement Trailer/Outbuilding		10,000
		$	10,850


CITY OF JOPLIN
STATE OF MISSOURI
ZING IS KING

Parks & Stormwater Sales Tax


CITY OF JOPLIN
STATE OF MISSOURI
ZINC IS KING
ADOPTED 1917

Parks & Stormwater Sales Tax

Fund Balance Projection

	FY 2017 Actuals	FY 2018 Adjusted Budget	FY 2018 Estimated Actuals	FY 2019 Proposed Budget
REVENUES				
Taxes	$ 3,555,159	$ 3,425,000	$ 3,537,500	$ 3,590,563
Charges & Assessments	36,578	-	-	-
Other Income & Donations	-	-	-	-
Federal Grants	-	250,000	250,000	200,000
Local Grants	-	-	-	-
TOTAL REVENUES	**$ 3,591,737**	**$ 3,675,000**	**$ 3,787,500**	**$ 3,790,563**
EXPENDITURES				
Stormwater Projects	$ 1,832,532	$ 3,426,488	$ 1,851,630	$ 4,825,177
Parks Projects	965,162	812,536	796,080	381,237
TOTAL EXPENDITURES	**$ 2,797,694**	**$ 4,239,024**	**$ 2,647,710**	**$ 5,206,414**
EXCESS REVENUES OVER (UNDER) EXPENDITURES	**$ 794,043**	**$ (564,024)**	**$ 1,139,790**	**$ (1,415,851)**
OTHER FINANCING SOURCES (USES)				
Transfers In	$ -	$ -	$ -	$ -
Transfers Out	(432,182)	(440,451)	(449,451)	(427,085)
TOTAL OTHER FINANCING SOURCES (USES)	**$ (432,182)**	**$ (440,451)**	**$ (449,451)**	**$ (427,085)**
NET CHANGE IN FUND BALANCE	**$ 361,861**	**$ (1,004,475)**	**$ 690,339**	**$ (1,842,936)**
FUND BALANCE, BEGINNING OF YEAR	**$ 2,175,134**	**$ 2,536,995**	**$ 2,536,995**	**$ 3,227,334**
FUND BALANCE, END OF YEAR	**$ 2,536,995**	**$ 1,532,520**	**$ 3,227,334**	**$ 1,384,398**
FUND BALANCE SUMMARY:				
Reserved Fund Balance	$ -	$ -	$ -	$ -
Unrestricted Fund Balance	2,536,995	1,532,520	3,227,334	1,384,398
TOTAL FUND BALANCE SUMMARY	**$ 2,536,995**	**$ 1,532,520**	**$ 3,227,334**	**$ 1,384,398**

CITY OF JOPLIN
PROPOSED BUDGET REVENUE
FOR FISCAL YEAR 2019

ACCOUNT	ACCOUNT DESCRIPTION	FY 2016 ACTUAL REVENUE	FY 2017 ACTUAL REVENUE	FY 2018 BUDGETED REVENUE	FY 2018 ADJ BUDGET REVENUE	FY 2018 ESTIMATED REVENUE	FY 2019 PROPOSED REVENUE
FUND 130	PARKS/STORM WTR SALES TAX						
400-0306	PARKS SALES TAX	1,406,186	1,457,615	1,404,250	1,404,250	1,450,375	1,472,131
400-0307	STORM WATER SALES TAX	2,023,536	2,097,544	2,020,750	2,020,750	2,087,125	2,118,432
*	TAXES	3,429,722	3,555,159	3,425,000	3,425,000	3,537,500	3,590,563
440-0502	TRAFFIC MATERIAL REPAIRS	0	36,578	0	0	0	0
*	CHARGES & ASSESSMENTS	0	36,578	0	0	0	0
450-0103	INVESTMENTS	0	0	0	0	0	0
450-0401	CITY RESALE PROCEEDS	4,500	0	0	0	0	0
450-0611	OTHER INCOME	0	0	0	0	0	0
*	OTHER INCOME/DONATIONS	4,500	0	0	0	0	0
460-0201	GENERAL FUND SUBSIDY	0	0	0	0	0	0
*	TRANSFERS/SUBSIDIES	0	0	0	0	0	0
470-0215	STP GRANT	0	0	250,000	250,000	250,000	200,000
470-0216	FEMA FLOOD PLAIN BUYOUT	0	0	0	0	0	0
470-0645	STATE ALLOCATION GRANT	260,967	0	0	0	0	0
470-0801	LWCF NATIONAL PARKS	0	0	0	0	0	0
*	FEDERAL GRANTS	260,967	0	250,000	250,000	250,000	200,000
480-0404	BRIDGE REPL METRO GRANT	0	0	0	0	0	0
*	STATE GRANTS	0	0	0	0	0	0
490-0209	LOCAL GOVT PARTICIPATING	400,000	0	0	0	0	0
*	LOCAL GRANTS	400,000	0	0	0	0	0
**	PARKS/STORM WTR SALES TAX	4,095,189	3,591,737	3,675,000	3,675,000	3,787,500	3,790,563

CITY OF JOPLIN
PROPOSED BUDGET EXPENDITURES
FOR FISCAL YEAR 2019

ACCOUNT	ACCOUNT DESCRIPTION	FY 2016 ACTUAL EXPENSES	FY 2017 ACTUAL EXPENSES	FY 2018 BUDGETED EXPENSES	FY 2018 ADJ BUDGET EXPENSES	FY 2018 ESTIMATED EXPENSES	FY 2019 PROPOSED EXPENSES
FUND 130	PARKS/STORM WTR SALES TAX						
DEPT 45	PUBLIC WORKS						
DIV 55	STORM WATER PROJECTS						
530-1010	REGULAR-FT	158,911	126,048	210,782	212,672	212,672	221,548
530-1020	OVERTIME-FT	891	1,571	2,000	2,000	2,000	2,000
530-1110	REGULAR-PT	0	0	3,647	3,647	3,647	3,647
530-1505	HOLIDAY PAY	5,775	5,330	0	0	0	0
530-1510	LONGEVITY PAY	404	630	731	731	731	970
530-1520	VACATION PAY	9,351	5,991	0	0	0	0
530-1530	STANDBY PAY	2,484	3,061	2,500	2,500	2,500	2,500
530-1540	COMPENSATION TIME PAY	71	91	0	0	0	0
530-1545	CARE LEAVE PAY	0	0	0	0	0	0
530-1565	SICK PAY	6,450	7,106	0	0	0	0
530-1570	FLOATING HOLIDAY PAY	1,789	1,457	0	0	0	0
530-1595	CELL PHONE ALLOWANCE	78	0	156	156	156	156
530-1605	HEALTH INSURANCE	46,553	46,454	58,116	58,116	58,116	58,802
530-1610	WORKER'S COMPENSATION	12,283	10,280	14,229	14,229	14,229	12,261
530-1615	FICA EXPENSE	13,789	11,042	16,330	16,330	16,330	17,479
530-1625	LAGERS RETIREMENT EXPENSE	22,586	17,706	29,399	29,399	29,399	28,851
530-1630	COMMUTER EXPENSE	0	0	0	0	0	0
530-1635	DEFERRED COMP EXPENSE	0	0	0	0	0	0
530-1640	LIFE INSURANCE EXPENSE	409	340	454	454	454	477
530-1645	DENTAL INSURANCE	1,744	1,689	2,118	2,118	2,118	2,115
530-1650	DISABILITY INSURANCE-REG	636	527	715	715	715	736
*	PERSONNEL SERVICES	284,204	239,323	341,177	343,067	343,067	351,542
530-2010	WEARING APPAREL & ACCESS	1,720	1,783	1,500	1,500	1,800	1,800
530-2050	OPERATIONAL SUPPLIES	367	1,138	1,500	1,500	1,500	1,500
530-2405	HAND TOOLS	144	134	250	250	200	200
530-2415	MACHINERY,TOOLS,IMPLEMENT	0	539	0	0	1,000	1,000
530-2605	CHEMICAL & LABORATORY SUP	900	690	1,500	1,500	1,500	1,500
530-2825	SAFETY EQUIPMENT	520	1,804	1,500	1,500	1,800	1,800
530-2835	EQUIPMENT LEASE & RENTAL	86	0	250	250	250	250
530-3115	FUEL,OIL,& DIESEL	6,165	4,931	6,000	6,000	6,600	6,600
530-4125	GENERAL EQUIPMENT REPAIRS	345	852	500	500	500	500
530-4140	STORM SEWER MAINTENANCE	24,464	42,466	100,000	100,000	100,000	100,000
530-4141	DITCH & DETENTION MAINTEN	12,552	15,214	50,000	50,000	50,000	50,000
530-4142	CATCH BASIN MAINTENANCE	39,375	19,890	75,000	75,000	75,000	75,000
530-4210	CENTRAL GARAGE REPAIRS	8,737	8,482	6,000	6,000	7,000	7,000
530-5225	MARKETING/PUBLIC RELATION	0	0	0	0	0	15,000
530-6005	TRAVEL EXPENSES	0	382	500	500	667	500
530-6010	CONFERENCES & SEMINARS	0	0	500	500	700	500
*	OPERATIONAL SUPPLIES	95,375	98,305	245,000	245,000	248,517	263,150
530-7030	FEES & PERMITS	0	3,000	0	0	250	250

CITY OF JOPLIN
PROPOSED BUDGET EXPENDITURES
FOR FISCAL YEAR 2019

ACCOUNT	ACCOUNT DESCRIPTION	FY 2016 ACTUAL EXPENSES	FY 2017 ACTUAL EXPENSES	FY 2018 BUDGETED EXPENSES	FY 2018 ADJ BUDGET EXPENSES	FY 2018 ESTIMATED EXPENSES	FY 2019 PROPOSED EXPENSES
FUND 130 PARKS/STORM WTR SALES TAX							
DEPT 45 PUBLIC WORKS							
DIV 55 STORM WATER PROJECTS							
530-7305	LIABILITY INSURANCE	9,221	12,119	9,796	9,796	9,796	10,235
*	OTHER PURCHASES/SERVICES	9,221	15,119	9,796	9,796	10,046	10,485
530-8105	LAND ACQUISITIONS	5,325	0	0	0	250,000	0
530-8215	ROLLING STOCK	40,597	0	0	0	0	0
530-8220	OPERATING EQUIPMENT	0	0	0	0	0	0
530-8665	STORM WATER PROJECTS	2,052,786	1,479,785	2,000,000	2,828,625	1,000,000	4,200,000
*	CAPITAL OUTLAY & IMPROVE	2,098,708	1,479,785	2,000,000	2,828,625	1,250,000	4,200,000
530-9699	ENGINEERING FEE TRANSFER	99,838	74,021	50,000	50,000	50,000	50,000
530-9997	EMERG COMMUNICATION SERV	1,313	1,313	1,313	1,313	1,313	1,313
530-9999	TRANSFER TO GENERAL FUND	112,630	117,503	127,809	127,809	127,809	109,919
*	OTHER FINANCING USES	213,781	192,837	179,122	179,122	179,122	161,232
**	STORM WATER PROJECTS	2,701,289	2,025,369	2,775,095	3,605,610	2,030,752	4,986,409
***	PUBLIC WORKS	2,701,289	2,025,369	2,775,095	3,605,610	2,030,752	4,986,409

CITY OF JOPLIN
PROPOSED BUDGET EXPENDITURES
FOR FISCAL YEAR 2019

ACCOUNT	ACCOUNT DESCRIPTION	FY 2016 ACTUAL EXPENSES	FY 2017 ACTUAL EXPENSES	FY 2018 BUDGETED EXPENSES	FY 2018 ADJ BUDGET EXPENSES	FY 2018 ESTIMATED EXPENSES	FY 2019 PROPOSED EXPENSES
FUND 130 PARKS/STORM WTR SALES TAX							
DEPT 65 PARKS & RECREATION							
DIV 50 INFRASTRUCTURE PROJECTS							
560-1010	REGULAR-FT	22,800	24,107	25,867	25,867	25,867	25,867
560-1020	OVERTIME-FT	206	1,763	0	0	1,500	1,500
560-1110	REGULAR-PT	208	68,506	0	0	0	0
560-1120	OVERTIME-PT	0	1,342	0	0	0	0
560-1210	REGULAR-SEAS	328	62,971	100,000	100,000	100,000	95,000
560-1220	OVERTIME-SEAS	0	1,704	0	0	0	0
560-1505	HOLIDAY PAY	756	3,193	0	0	0	0
560-1520	VACATION PAY	1,264	816	0	0	0	0
560-1540	COMPENSATION TIME PAY	189	153	0	0	0	0
560-1565	SICK PAY	189	2,678	0	0	0	0
560-1570	FLOATING HOLIDAY PAY	129	323	0	0	0	0
560-1605	HEALTH INSURANCE	5,012	5,424	5,843	5,843	5,843	5,912
560-1610	WORKER'S COMPENSATION	1,081	6,770	5,193	5,193	5,193	3,863
560-1615	FICA EXPENSE	1,982	12,755	9,414	9,414	9,414	9,459
560-1625	LAGERS RETIREMENT EXPENSE	3,777	4,079	3,518	3,518	3,518	3,285
560-1640	LIFE INSURANCE EXPENSE	52	52	55	55	55	55
560-1645	DENTAL INSURANCE	226	218	225	225	225	241
560-1650	DISABILITY INSURANCE-REG	81	81	84	84	84	84
560-1755	STAFF HEALTH CLUB REIMB	0	120	0	0	0	0
*	PERSONNEL SERVICES	38,280	197,055	150,199	150,199	151,699	145,266
560-7305	LIABILITY INSURANCE	883	1,148	881	881	881	971
560-7417	AUDUBON CENTER	50,000	0	0	0	0	0
*	OTHER PURCHASES/SERVICES	50,883	1,148	881	881	881	971
560-8505	PARK IMPROVEMENTS	170,382	766,959	653,500	661,456	643,500	235,000
560-8652	TRAIL MAINTENANCE	0	0	0	0	0	0
*	CAPITAL OUTLAY & IMPROVE	170,382	766,959	653,500	661,456	643,500	235,000
560-9699	ENGINEERING FEE TRANSFER	0	0	0	0	0	0
560-9999	TRANSFER TO GENERAL FUND	0	17,230	35,329	35,329	35,329	30,853
*	OTHER FINANCING USES	0	17,230	35,329	35,329	35,329	30,853
**	INFRASTRUCTURE PROJECTS	259,545	982,392	839,909	847,865	831,409	412,090
***	PARKS & RECREATION	259,545	982,392	839,909	847,865	831,409	412,090

CITY OF JOPLIN
PROPOSED BUDGET EXPENDITURES
FOR FISCAL YEAR 2019

ACCOUNT	ACCOUNT DESCRIPTION	FY 2016 ACTUAL EXPENSES	FY 2017 ACTUAL EXPENSES	FY 2018 BUDGETED EXPENSES	FY 2018 ADJ BUDGET EXPENSES	FY 2018 ESTIMATED EXPENSES	FY 2019 PROPOSED EXPENSES
FUND 130 PARKS/STORM WTR SALES TAX							
DEPT 90 TRANSFERS							
DIV 03 TRANSFERS							
530-9805	TIF TAX PAYMENT	124,647	131,048	135,600	135,600	140,000	140,000
560-9805	TIF TAX PAYMENT	86,619	91,067	90,400	90,400	95,000	95,000
*	OTHER FINANCING USES	211,266	222,115	226,000	226,000	235,000	235,000
**	TRANSFERS	211,266	222,115	226,000	226,000	235,000	235,000
***	TRANSFERS	211,266	222,115	226,000	226,000	235,000	235,000
****	PARKS/STORM WTR SALES TAX	3,172,100	3,229,876	3,841,004	4,679,475	3,097,161	5,633,499

Parks & Stormwater Sales Tax

2018-2019 Department Staffing

Division	FTE	Position
Public Works	1.00	Equipment Operator
	0.25	Construction Inspector
	6.00	Laborer I
	1.00	Laborer II
	0.40	Accounting Specialist (2 Positions)
Parks & Recreation	1.00	Parks Caretaker
	9.65	**Total Full-Time FTE**
Division	**P/T**	**Position**
Parks & Recreation	3.90	Laborer (7 Positions)
	0.40	Concession Supervisor (1 Position)
	0.40	Cashier (1 Position)
Public Works	0.15	Engineering Aid*
	4.85	**Total Part-Time FTE**
	14.50	**Total FTE**

*Engineering Aid position shared with Capital Improvement Sales Tax Fund.

Capital Expenditures

Division		
Public Works	TS0601 - Minor System Improvements	$ 1,000,000
	TS0606 - Storm Sewer Improvements, Illinois between 7th & 9th	900,000
	TS0607 - Regional Detention, 15th & Massachusetts	1,250,000
	TS0612 - Ditch & Culvert Improvements, 4th & School Avenue	1,050,000
Parks & Recreation	TS0514 - McClelland Park Improvements (Playground, Trees & Landscape)	50,000
	TS0516 - Resurface Roanoke Tennis Court & Resurface Athletic Complex Tennis Courts	135,000
	TS0517 - Landreth Park Improvements (Playground, Trees & Landscape)	50,000
		$ 4,435,000


CITY OF JOPLIN
STATE OF MISSOURI
KING IS KING

Transportation Sales Tax


CITY OF JOPLIN
STATE OF MISSOURI
ZINC IS KING
ADOPTED 1911

Transportation Sales Tax

Fund Balance Projection

	FY 2017 Actuals	FY 2018 Adjusted Budget	FY 2018 Estimated Actuals	FY 2019 Proposed Budget
REVENUES				
Taxes	$ 9,163,030	$ 8,870,000	$ 9,130,000	$ 9,236,125
Service Charges & User Fees	210,678	212,500	211,150	211,150
Charges & Assessments	603,714	780,000	850,000	850,000
Other Income & Donations	176,955	19,100	42,600	66,600
Federal Grants	39,074	-	-	-
State Grants	750,847	1,000,007	1,026,844	664,289
Local Grants	16,153	16,000	16,000	16,000
TOTAL REVENUES	**$ 10,960,451**	**$ 10,897,607**	**$ 11,276,594**	**$ 11,044,164**
EXPENDITURES				
Street Maintenance	$ 6,702,016	$ 6,531,116	$ 6,723,661	$ 6,153,271
Street Cleaning	489,759	314,785	294,785	271,378
Traffic Control	455,829	462,734	460,788	436,899
Traffic Signal Maintenance	43,275	90,654	82,912	180,670
Paratransit System	1,382,237	1,801,366	1,817,171	1,370,719
Cab Assistance	128,659	175,000	125,000	125,000
TOTAL EXPENDITURES	**$ 9,201,775**	**$ 9,375,655**	**$ 9,504,317**	**$ 8,537,937**
EXCESS REVENUES OVER (UNDER) EXPENDITURES	**$ 1,758,676**	**$ 1,521,952**	**$ 1,772,277**	**$ 2,506,227**
OTHER FINANCING SOURCES (USES)				
Transfers In	$ -	$ -	$ -	$ -
Transfers Out	(2,971,432)	(2,993,074)	(3,053,674)	(3,062,249)
TOTAL OTHER FINANCING SOURCES (USES)	**$ (2,971,432)**	**$ (2,993,074)**	**$ (3,053,674)**	**$ (3,062,249)**
NET CHANGE IN FUND BALANCE	**$ (1,212,756)**	**$ (1,471,122)**	**$ (1,281,397)**	**$ (556,022)**
FUND BALANCE, BEGINNING OF YEAR	**$ 7,683,472**	**$ 6,470,716**	**$ 6,470,716**	**$ 5,189,319**
FUND BALANCE, END OF YEAR	**$ 6,470,716**	**$ 4,999,594**	**$ 5,189,319**	**$ 4,633,297**
FUND BALANCE SUMMARY:				
Reserved Fund Balance	$ -	$ -	$ -	$ -
Unrestricted Fund Balance	6,470,716	4,999,594	5,189,319	4,633,297
TOTAL FUND BALANCE SUMMARY	**$ 6,470,716**	**$ 4,999,594**	**$ 5,189,319**	**$ 4,633,297**

CITY OF JOPLIN
PROPOSED BUDGET REVENUE
FOR FISCAL YEAR 2019

ACCOUNT	ACCOUNT DESCRIPTION	FY 2016 ACTUAL REVENUE	FY 2017 ACTUAL REVENUE	FY 2018 BUDGETED REVENUE	FY 2018 ADJ BUDGET REVENUE	FY 2018 ESTIMATED REVENUE	FY 2019 PROPOSED REVENUE
FUND 140	TRANSPORTATION SALES TAX						
400-0302	TRANSPORTATION SALES TAX	6,863,133	7,115,226	6,850,000	6,850,000	7,075,000	7,181,125
400-0303	STATE GAS TAX	1,349,581	1,372,282	1,360,000	1,360,000	1,390,000	1,390,000
400-0304	STATE VEHICLE TAX	431,724	450,557	440,000	440,000	430,000	430,000
400-0305	STATE MOTOR VEHICLE INCR	221,708	224,965	220,000	220,000	235,000	235,000
*	TAXES	8,866,146	9,163,030	8,870,000	8,870,000	9,130,000	9,236,125
430-0901	PARATRANSIT SYSTEM FEES	92,619	98,445	95,000	95,000	100,000	100,000
430-0902	CAB COUPON FEES	65,706	51,286	55,000	55,000	48,000	48,000
430-0903	HANDIPASS BOOKLET FEES	39,186	34,535	35,000	35,000	38,000	38,000
430-0904	NO SHOW RIDE FEES	1,163	303	500	500	150	150
430-0905	TROLLEY PASS FARES	28,846	26,109	27,000	27,000	25,000	25,000
*	SERVICE CHARGES/USER FEES	227,520	210,678	212,500	212,500	211,150	211,150
440-0501	UTILITY/STREET CUT FEES	1,000,907	601,731	780,000	780,000	850,000	850,000
440-0502	TRAFFIC MATERIAL REPAIRS	18	1,983	0	0	0	0
*	CHARGES & ASSESSMENTS	1,000,925	603,714	780,000	780,000	850,000	850,000
450-0103	INVESTMENTS	0	0	0	0	0	0
450-0304	MAPS	968	1,983	1,000	1,000	1,000	1,000
450-0305	MAPS COMMUNITY PART	346	7,914	1,000	1,000	3,500	1,000
450-0306	OTHER DONATIONS	0	0	0	0	0	0
450-0401	CITY RESALE PROCEEDS	20,323	28,249	5,000	5,000	20,000	20,000
450-0404	SALE/TRADE ALLOWANCE	0	0	0	0	6,000	0
450-0405	SALE OF REAL PROPERTY	3,971	0	0	0	0	0
450-0406	SALE OF PROP & EQUIP	0	0	0	0	0	32,500
450-0604	INSURANCE CLAIM SETTLEMNT	16,703	120,551	0	0	0	0
450-0611	OTHER INCOME	507	0	100	100	100	100
450-0623	REFUND FEDERAL EXCISE TAX	13,143	18,258	12,000	12,000	12,000	12,000
*	OTHER INCOME/DONATIONS	55,961	176,955	19,100	19,100	42,600	66,600
470-0204	FHWA GRANT	0	0	0	0	0	0
470-0207	FEMA-FEDERAL DISASTER	1,397,416	39,074	0	0	0	0
470-0215	STP GRANT	20,000	0	0	0	0	0
470-0403	PARATRANSIT-STIMULUS GRAN	0	0	0	0	0	0
470-0404	PARATRANSIT-LIVABILITY	12,193	0	0	0	0	0
470-0641	CDBG-STATE DISASTER AWARD	100,480	0	0	0	0	0
*	FEDERAL GRANTS	1,530,089	39,074	0	0	0	0
480-0802	PARATRANSIT GRANT	633,444	750,847	1,000,007	1,000,007	1,026,844	664,289
*	STATE GRANTS	633,444	750,847	1,000,007	1,000,007	1,026,844	664,289

CITY OF JOPLIN
PROPOSED BUDGET REVENUE
FOR FISCAL YEAR 2019

ACCOUNT	ACCOUNT DESCRIPTION	FY 2016 ACTUAL REVENUE	FY 2017 ACTUAL REVENUE	FY 2018 BUDGETED REVENUE	FY 2018 ADJ BUDGET REVENUE	FY 2018 ESTIMATED REVENUE	FY 2019 PROPOSED REVENUE
FUND 140	TRANSPORTATION SALES TAX						
490-0219	R-VIII BUILDING SHARE	16,803	16,153	16,000	16,000	16,000	16,000
*	LOCAL GRANTS	16,803	16,153	16,000	16,000	16,000	16,000
**	TRANSPORTATION SALES TAX	12,330,888	10,960,451	10,897,607	10,897,607	11,276,594	11,044,164

CITY OF JOPLIN
PROPOSED BUDGET EXPENDITURES
FOR FISCAL YEAR 2019

ACCOUNT	ACCOUNT DESCRIPTION	FY 2016 ACTUAL EXPENSES	FY 2017 ACTUAL EXPENSES	FY 2018 BUDGETED EXPENSES	FY 2018 ADJ BUDGET EXPENSES	FY 2018 ESTIMATED EXPENSES	FY 2019 PROPOSED EXPENSES
FUND 140	TRANSPORTATION SALES TAX						
DEPT 45	PUBLIC WORKS						
DIV 20	STREET MAINTENANCE						
530-1010	REGULAR-FT	524,119	498,346	674,836	680,481	680,481	683,056
530-1020	OVERTIME-FT	2,707	3,136	5,000	5,000	5,000	5,000
530-1110	REGULAR-PT	21,707	2,618	0	0	0	0
530-1120	OVERTIME-PT	52	0	0	0	0	0
530-1210	REGULAR-SEAS	35,385	15,487	100,000	100,000	100,000	95,000
530-1220	OVERTIME-SEAS	317	0	0	0	0	0
530-1505	HOLIDAY PAY	20,911	18,267	0	0	0	0
530-1510	LONGEVITY PAY	10,828	11,241	12,486	12,486	12,486	13,399
530-1520	VACATION PAY	35,207	31,297	0	0	0	0
530-1530	STANDBY PAY	13,920	15,149	15,000	15,000	15,000	15,000
530-1535	AUTO ALLOWANCE	1,086	1,083	1,083	1,083	1,083	1,083
530-1540	COMPENSATION TIME PAY	478	1,230	0	0	0	0
530-1545	CARE LEAVE PAY	0	2,844	0	0	0	0
530-1565	SICK PAY	24,635	21,165	0	0	0	0
530-1570	FLOATING HOLIDAY PAY	5,331	5,151	0	0	0	0
530-1575	CITIZENSHIP LEAVE PAY	0	97	0	0	0	0
530-1595	CELL PHONE ALLOWANCE	1,778	1,721	1,721	1,721	1,721	1,721
530-1605	HEALTH INSURANCE	160,675	169,105	193,815	193,815	193,815	189,710
530-1610	WORKER'S COMPENSATION	56,660	46,231	58,345	58,345	58,345	42,773
530-1615	FICA EXPENSE	49,927	44,575	58,170	58,170	58,170	58,537
530-1625	LAGERS RETIREMENT EXPENSE	90,262	78,708	96,576	96,576	96,576	91,346
530-1630	COMMUTER EXPENSE	68	5	0	0	0	0
530-1635	DEFERRED COMP EXPENSE	3,470	3,461	3,460	3,460	3,460	3,460
530-1640	LIFE INSURANCE EXPENSE	1,357	1,276	1,446	1,446	1,446	1,467
530-1645	DENTAL INSURANCE	7,863	7,526	8,354	8,354	8,354	8,823
530-1650	DISABILITY INSURANCE-REG	2,069	1,957	2,285	2,285	2,285	2,247
530-1755	STAFF HEALTH CLUB REIMB	0	0	0	0	0	0
*	PERSONNEL SERVICES	1,070,812	981,676	1,232,577	1,238,222	1,238,222	1,212,622
530-2010	WEARING APPAREL & ACCESS	5,946	5,257	5,500	5,500	5,500	5,500
530-2015	JANITORIAL SUPPLIES	964	953	1,000	1,000	1,000	1,000
530-2020	MOTOR VEHICLE SUPPLIES	35	102	250	250	150	150
530-2040	HARDWARE SUPPLIES	141	258	300	300	300	300
530-2045	PAINT & PAINT SUPPLIES	290	161	250	250	250	250
530-2050	OPERATIONAL SUPPLIES	4,434	6,679	4,000	4,000	6,000	6,000
530-2120	GENERAL OFFICE SUPPLIES	927	1,070	1,000	1,000	1,000	1,000
530-2205	FOOD & BEVERAGE SUPPLIES	0	169	150	150	150	150
530-2405	HAND TOOLS	7,399-	234	1,000	1,000	1,000	1,000
530-2415	MACHINERY,TOOLS,IMPLEMENT	260	740	4,000	4,000	2,000	2,000
530-2430	MECHANICAL SUPPLIES	333	854	1,100	1,100	1,000	1,000
530-2520	OTHER TRAFFIC SUPPLIES	836	1,730	8,000	8,000	5,000	2,500
530-2525	ASPHALT,OIL,& ROAD MATER	111,496	125,430	150,000	150,000	150,000	150,000
530-2530	ICE CONTROL MATERIALS	6,981	20,561	34,000	34,000	34,000	34,000

CITY OF JOPLIN
PROPOSED BUDGET EXPENDITURES
FOR FISCAL YEAR 2019

ACCOUNT	ACCOUNT DESCRIPTION	FY 2016 ACTUAL EXPENSES	FY 2017 ACTUAL EXPENSES	FY 2018 BUDGETED EXPENSES	FY 2018 ADJ BUDGET EXPENSES	FY 2018 ESTIMATED EXPENSES	FY 2019 PROPOSED EXPENSES
FUND 140	TRANSPORTATION SALES TAX						
DEPT 45	PUBLIC WORKS						
DIV 20	STREET MAINTENANCE						
530-2540	SAND,GRAVEL,& ROCK	47,606	37,002	50,000	50,000	50,000	40,000
530-2545	MICROSURFACING MATERIALS	0	0	0	0	0	725,000
530-2605	CHEMICAL & LABORATORY SUP	1,244	2,673	2,000	2,000	2,500	2,500
530-2610	FIRST AID SUPPLIES	0	682	0	0	0	0
530-2825	SAFETY EQUIPMENT	2,444	5,390	5,600	5,600	5,000	5,000
530-2835	EQUIPMENT LEASE & RENTAL	5,810	12,077	3,500	3,500	3,500	3,500
530-2845	LANDSCAPING MATERIALS	227	116	300	300	300	300
530-3005	ELECTRIC CHARGES	630,056	633,126	600,000	600,000	635,000	635,000
530-3010	GAS CHARGES	2,576	2,402	2,500	2,500	3,700	3,700
530-3015	TELEPHONE CHARGES	2,146	1,443	1,800	1,800	1,100	1,100
530-3020	WATER CHARGES	0	93	0	0	1,000	1,000
530-3115	FUEL,OIL,& DIESEL	50,890	52,172	50,000	50,000	65,000	64,000
530-3125	PEST CONTROL	180	180	180	180	180	180
530-3205	POSTAGE	13	0	0	0	50	50
530-4105	PROPERTY REPAIRS & MAINT	25,411	19,377	21,000	21,000	25,000	160,000
530-4110	UTILITY CUT REPAIRS	922,918	1,156,736	750,000	750,000	900,000	900,000
530-4115	OTHER PROPERTY REPAIRS	1,169	132	500	500	500	500
530-4120	BUILDING REPAIRS	519	490	0	0	2,500	500
530-4125	GENERAL EQUIPMENT REPAIRS	483	639	500	500	700	700
530-4130	MACHINERY REPAIRS	0	0	0	0	0	0
530-4145	MINESHAFT REPAIRS	20,694	5,315	15,000	15,000	15,000	15,000
530-4210	CENTRAL GARAGE REPAIRS	171,192	189,377	120,000	120,000	150,000	147,400
530-5055	CONTRACTOR FEES	1,050	0	0	0	0	0
530-5090	FEMA CLEANUP FEES	37,466	177,184	0	0	0	0
530-5115	TEMPORARY EMPLOYEE SERVIC	47,291	53,734	0	0	0	0
530-6005	TRAVEL EXPENSES	5,454	2,656	4,000	4,000	1,500	3,500
530-6010	CONFERENCES & SEMINARS	2,945	3,239	3,500	3,500	2,000	3,000
530-6105	DUES & MEMBERSHIPS	310	320	320	320	330	330
*	OPERATIONAL SUPPLIES	2,105,338	2,520,753	1,841,250	1,841,250	2,072,210	2,917,110
530-7005	PRINTING SERVICES	442	433	300	300	400	400
530-7020	LEGAL NOTICES	519	0	0	0	175	0
530-7030	FEES & PERMITS	0	264	300	300	300	300
530-7305	LIABILITY INSURANCE	41,474	54,781	43,366	43,366	43,366	43,939
*	OTHER PURCHASES/SERVICES	42,435	55,478	43,966	43,966	44,241	44,639
530-8010	BUILDING IMPROVEMENTS	0	75,228	35,000	35,000	75,000	45,000
530-8105	LAND ACQUISITIONS	0	0	0	0	0	0
530-8210	MOTOR VEHICLES	220,783	172,516	29,500	190,615	188,230	350,000
530-8215	ROLLING STOCK	4,997	0	0	0	0	203,200
530-8220	OPERATING EQUIPMENT	70,998	111,825	222,750	280,305	204,000	54,000
530-8315	COMPUTER EQUIPMENT	6,674	0	0	0	0	1,700

CITY OF JOPLIN
PROPOSED BUDGET EXPENDITURES
FOR FISCAL YEAR 2019

ACCOUNT	ACCOUNT DESCRIPTION	FY 2016 ACTUAL EXPENSES	FY 2017 ACTUAL EXPENSES	FY 2018 BUDGETED EXPENSES	FY 2018 ADJ BUDGET EXPENSES	FY 2018 ESTIMATED EXPENSES	FY 2019 PROPOSED EXPENSES
FUND 140 TRANSPORTATION SALES TAX							
DEPT 45 PUBLIC WORKS							
DIV 20 STREET MAINTENANCE							
530-8640	STREET MAINTENANCE	102,344	84,041	150,000	150,000	150,000	150,000
530-8650	STREET PROJECTS	752,825	2,700,499	2,400,000	2,751,758	2,751,758	1,175,000
*	CAPITAL OUTLAY & IMPROVE	1,158,621	3,144,109	2,837,250	3,407,678	3,368,988	1,978,900
530-9699	ENGINEERING FEE TRANSFER	78,280	262,262	200,000	200,000	250,000	250,000
530-9997	EMERG COMMUNICATION SERV	9,191	9,191	9,191	9,191	9,191	9,191
*	OTHER FINANCING USES	87,471	271,453	209,191	209,191	259,191	259,191
**	STREET MAINTENANCE	4,464,677	6,973,469	6,164,234	6,740,307	6,982,852	6,412,462

CITY OF JOPLIN
PROPOSED BUDGET EXPENDITURES
FOR FISCAL YEAR 2019

ACCOUNT	ACCOUNT DESCRIPTION	FY 2016 ACTUAL EXPENSES	FY 2017 ACTUAL EXPENSES	FY 2018 BUDGETED EXPENSES	FY 2018 ADJ BUDGET EXPENSES	FY 2018 ESTIMATED EXPENSES	FY 2019 PROPOSED EXPENSES
FUND 140 TRANSPORTATION SALES TAX							
DEPT 45 PUBLIC WORKS							
DIV 21 STREET CLEANING							
530-1010	REGULAR-FT	105,920	100,439	138,763	139,193	139,193	128,622
530-1020	OVERTIME-FT	105	215	500	500	500	500
530-1505	HOLIDAY PAY	3,931	4,033	0	0	0	0
530-1510	LONGEVITY PAY	5,439	5,729	6,493	6,493	6,493	5,578
530-1520	VACATION PAY	10,130	9,965	0	0	0	0
530-1530	STANDBY PAY	370	0	1,000	1,000	1,000	1,000
530-1540	COMPENSATION TIME PAY	0	0	0	0	0	0
530-1545	CARE LEAVE PAY	0	0	0	0	0	0
530-1565	SICK PAY	4,190	13,676	0	0	0	0
530-1570	FLOATING HOLIDAY PAY	964	958	0	0	0	0
530-1575	CITIZENSHIP LEAVE PAY	0	0	0	0	0	0
530-1605	HEALTH INSURANCE	36,693	38,617	42,304	42,304	42,304	36,417
530-1610	WORKER'S COMPENSATION	9,520	9,145	9,741	9,741	9,741	6,436
530-1615	FICA EXPENSE	9,078	9,418	10,204	10,204	10,204	9,666
530-1625	LAGERS RETIREMENT EXPENSE	19,418	18,232	19,959	19,959	19,959	17,234
530-1640	LIFE INSURANCE EXPENSE	267	270	298	298	298	277
530-1645	DENTAL INSURANCE	769	559	556	556	556	1,076
530-1650	DISABILITY INSURANCE-REG	410	414	465	465	465	423
530-1755	STAFF HEALTH CLUB REIMB	0	0	0	0	0	0
*	PERSONNEL SERVICES	207,204	211,670	230,283	230,713	230,713	207,229
530-2010	WEARING APPAREL & ACCESS	394	507	550	550	550	550
530-2825	SAFETY EQUIPMENT	163	542	250	250	750	750
530-3115	FUEL,OIL,& DIESEL	16,831	13,869	15,000	15,000	16,500	16,500
530-4210	CENTRAL GARAGE REPAIRS	101,391	71,603	62,000	62,000	40,000	40,000
530-6005	TRAVEL EXPENSES	0	236	0	0	0	0
*	OPERATIONAL SUPPLIES	118,779	86,757	77,800	77,800	57,800	57,800
530-7305	LIABILITY INSURANCE	5,690	7,528	6,272	6,272	6,272	6,349
*	OTHER PURCHASES/SERVICES	5,690	7,528	6,272	6,272	6,272	6,349
530-8215	ROLLING STOCK	0	0	0	0	0	0
530-8220	OPERATING EQUIPMENT	174,444	183,804	0	0	0	0
*	CAPITAL OUTLAY & IMPROVE	174,444	183,804	0	0	0	0
**	STREET CLEANING	506,117	489,759	314,355	314,785	294,785	271,378

CITY OF JOPLIN
PROPOSED BUDGET EXPENDITURES
FOR FISCAL YEAR 2019

ACCOUNT	ACCOUNT DESCRIPTION	FY 2016 ACTUAL EXPENSES	FY 2017 ACTUAL EXPENSES	FY 2018 BUDGETED EXPENSES	FY 2018 ADJ BUDGET EXPENSES	FY 2018 ESTIMATED EXPENSES	FY 2019 PROPOSED EXPENSES
FUND 140	TRANSPORTATION SALES TAX						
DEPT 45	PUBLIC WORKS						
DIV 30	TRAFFIC CONTROL						
530-1010	REGULAR-FT	122,504	124,330	148,455	148,885	148,885	136,463
530-1020	OVERTIME-FT	27	16	150	150	150	150
530-1210	REGULAR-SEAS	0	0	0	0	0	0
530-1220	OVERTIME-SEAS	0	0	0	0	0	0
530-1505	HOLIDAY PAY	4,354	4,406	0	0	0	0
530-1510	LONGEVITY PAY	5,137	5,211	5,878	5,878	5,878	4,797
530-1520	VACATION PAY	9,303	8,637	0	0	0	0
530-1530	STANDBY PAY	536	652	500	500	500	500
530-1540	COMPENSATION TIME PAY	3,900	2,414	0	0	0	0
530-1565	SICK PAY	3,486	3,014	0	0	0	0
530-1570	FLOATING HOLIDAY PAY	1,112	1,108	0	0	0	0
530-1575	CITIZENSHIP LEAVE PAY	0	0	0	0	0	0
530-1595	CELL PHONE ALLOWANCE	2,401	2,265	2,316	2,316	2,316	2,316
530-1605	HEALTH INSURANCE	26,034	28,560	29,683	29,683	29,683	30,033
530-1610	WORKER'S COMPENSATION	31,268	24,443	24,221	24,221	24,221	14,808
530-1615	FICA EXPENSE	11,175	11,123	11,456	11,456	11,456	10,438
530-1625	LAGERS RETIREMENT EXPENSE	22,544	20,390	21,393	21,393	21,393	18,317
530-1640	LIFE INSURANCE EXPENSE	312	308	318	318	318	293
530-1645	DENTAL INSURANCE	1,194	1,337	1,337	1,337	1,337	1,671
530-1650	DISABILITY INSURANCE-REG	480	473	498	498	498	449
530-1755	STAFF HEALTH CLUB REIMB	0	0	0	0	0	0
*	PERSONNEL SERVICES	245,767	238,687	246,205	246,635	246,635	220,235
530-2010	WEARING APPAREL & ACCESS	482	944	500	500	500	500
530-2015	JANITORIAL SUPPLIES	519	557	600	600	700	700
530-2050	OPERATIONAL SUPPLIES	466	164	500	500	500	500
530-2110	COMPUTER SOFTWARE	0	143	0	0	0	0
530-2120	GENERAL OFFICE SUPPLIES	732	617	750	750	750	750
530-2405	HAND TOOLS	480	181	500	500	500	500
530-2505	TRAFFIC SIGN SUPPLIES	60,469	33,781	50,000	52,602	60,000	60,000
530-2510	TRAFFIC PAINT/MARKING SUP	50,797	32,810	60,000	60,000	50,000	50,000
530-2515	TRAFFIC SIGNAL SUPPLIES	3,886	0	0	0	1,021	0
530-2610	FIRST AID SUPPLIES	57	0	0	0	0	0
530-2825	SAFETY EQUIPMENT	76	118	250	250	150	150
530-2835	EQUIPMENT LEASE & RENTAL	497	0	500	500	500	500
530-3005	ELECTRIC CHARGES	5,894	5,986	6,000	6,000	6,700	6,700
530-3010	GAS CHARGES	1,100	1,129	1,200	1,200	1,400	1,400
530-3015	TELEPHONE CHARGES	3,169	2,339	2,500	2,500	1,700	1,700
530-3020	WATER CHARGES	515	436	600	600	450	450
530-3030	WASTEWATER CHARGES	399	442	450	450	475	475
530-3035	SANITATION CHARGES	546	546	550	550	560	560
530-3115	FUEL,OIL,& DIESEL	4,550	3,532	4,500	4,500	4,000	4,000
530-3210	FREIGHT & DELIVERY	0	84	100	100	250	100

CITY OF JOPLIN
PROPOSED BUDGET EXPENDITURES
FOR FISCAL YEAR 2019

ACCOUNT	ACCOUNT DESCRIPTION	FY 2016 ACTUAL EXPENSES	FY 2017 ACTUAL EXPENSES	FY 2018 BUDGETED EXPENSES	FY 2018 ADJ BUDGET EXPENSES	FY 2018 ESTIMATED EXPENSES	FY 2019 PROPOSED EXPENSES
FUND 140 TRANSPORTATION SALES TAX							
DEPT 45 PUBLIC WORKS							
DIV 30 TRAFFIC CONTROL							
530-4105	PROPERTY REPAIRS & MAINT	680	169	1,000	1,000	1,000	1,000
530-4210	CENTRAL GARAGE REPAIRS	22,751	9,801	7,500	7,500	7,500	7,500
530-5090	FEMA CLEANUP FEES	3,425	0	0	0	0	0
530-6005	TRAVEL EXPENSES	1,024	787	1,000	1,000	1,000	1,000
530-6010	CONFERENCES & SEMINARS	1,464	991	1,000	1,000	1,000	1,000
530-6105	DUES & MEMBERSHIPS	206	287	300	300	300	300
*	OPERATIONAL SUPPLIES	164,184	95,844	140,300	142,902	140,956	139,785
530-7030	FEES & PERMITS	0	264	300	300	300	300
530-7305	LIABILITY INSURANCE	13,535	14,611	11,997	11,997	11,997	16,579
*	OTHER PURCHASES/SERVICES	13,535	14,875	12,297	12,297	12,297	16,879
530-8220	OPERATING EQUIPMENT	0	106,423	60,900	60,900	60,900	60,000
530-8315	COMPUTER EQUIPMENT	0	0	0	0	0	0
*	CAPITAL OUTLAY & IMPROVE	0	106,423	60,900	60,900	60,900	60,000
530-9997	EMERG COMMUNICATION SERV	1,313	1,313	1,313	1,313	1,313	2,300
*	OTHER FINANCING USES	1,313	1,313	1,313	1,313	1,313	2,300
**	TRAFFIC CONTROL	424,799	457,142	461,015	464,047	462,101	439,199

CITY OF JOPLIN
PROPOSED BUDGET EXPENDITURES
FOR FISCAL YEAR 2019

ACCOUNT	ACCOUNT DESCRIPTION	FY 2016 ACTUAL EXPENSES	FY 2017 ACTUAL EXPENSES	FY 2018 BUDGETED EXPENSES	FY 2018 ADJ BUDGET EXPENSES	FY 2018 ESTIMATED EXPENSES	FY 2019 PROPOSED EXPENSES
FUND 140	TRANSPORTATION SALES TAX						
DEPT 45	PUBLIC WORKS						
DIV 31	TRAFFIC SIGNAL MAINTENANC						
530-2050	OPERATIONAL SUPPLIES	0	0	0	0	0	0
530-2515	TRAFFIC SIGNAL SUPPLIES	67,653	37,691	65,000	70,930	65,000	145,000
530-3115	FUEL,OIL,& DIESEL	701	863	750	750	1,200	1,200
530-3210	FREIGHT & DELIVERY	126	5	150	150	0	0
530-4210	CENTRAL GARAGE REPAIRS	2,049	3,541	1,500	1,500	1,500	1,500
530-5090	FEMA CLEANUP FEES	6,034	0	0	0	0	0
530-6005	TRAVEL EXPENSES	0	0	0	0	0	0
530-6010	CONFERENCES & SEMINARS	0	0	0	0	0	0
530-6105	DUES & MEMBERSHIPS	0	0	250	250	0	0
*	OPERATIONAL SUPPLIES	76,563	42,100	67,650	73,580	67,700	147,700
530-7020	LEGAL NOTICES	0	0	0	0	175	0
530-7305	LIABILITY INSURANCE	863	1,175	1,374	1,374	1,374	1,970
*	OTHER PURCHASES/SERVICES	863	1,175	1,374	1,374	1,549	1,970
530-8220	OPERATING EQUIPMENT	0	0	15,700	15,700	13,663	31,000
*	CAPITAL OUTLAY & IMPROVE	0	0	15,700	15,700	13,663	31,000
**	TRAFFIC SIGNAL MAINTENANC	77,426	43,275	84,724	90,654	82,912	180,670
***	PUBLIC WORKS	5,473,019	7,963,645	7,024,328	7,609,793	7,822,650	7,303,709

CITY OF JOPLIN
PROPOSED BUDGET EXPENDITURES
FOR FISCAL YEAR 2019

ACCOUNT	ACCOUNT DESCRIPTION	FY 2016 ACTUAL EXPENSES	FY 2017 ACTUAL EXPENSES	FY 2018 BUDGETED EXPENSES	FY 2018 ADJ BUDGET EXPENSES	FY 2018 ESTIMATED EXPENSES	FY 2019 PROPOSED EXPENSES
FUND 140	TRANSPORTATION SALES TAX						
DEPT 50	PUBLIC TRANSPORTATION						
DIV 02	PARATRANSIT SYSTEM						
530-1010	REGULAR-FT	473,135	478,311	593,683	603,818	603,818	627,519
530-1020	OVERTIME-FT	14,842	19,423	15,000	15,000	15,000	15,000
530-1110	REGULAR-PT	0	0	0	0	0	0
530-1120	OVERTIME-PT	0	0	0	0	0	0
530-1505	HOLIDAY PAY	15,256	14,707	0	0	0	0
530-1510	LONGEVITY PAY	3,173	2,898	3,895	3,895	3,895	5,185
530-1520	VACATION PAY	18,745	20,099	0	0	0	0
530-1530	STANDBY PAY	22	7	0	0	0	0
530-1535	AUTO ALLOWANCE	543	542	542	542	542	542
530-1540	COMPENSATION TIME PAY	161	270	0	0	0	0
530-1545	CARE LEAVE PAY	5,746	0	0	0	0	0
530-1565	SICK PAY	8,037	9,853	0	0	0	0
530-1570	FLOATING HOLIDAY PAY	4,431	3,842	0	0	0	0
530-1575	CITIZENSHIP LEAVE PAY	0	0	0	0	0	0
530-1595	CELL PHONE ALLOWANCE	910	908	907	907	907	907
530-1605	HEALTH INSURANCE	124,635	136,811	163,199	163,199	163,199	152,824
530-1610	WORKER'S COMPENSATION	25,140	23,936	26,642	26,642	26,642	24,366
530-1615	FICA EXPENSE	39,361	39,708	44,450	44,450	44,450	47,027
530-1625	LAGERS RETIREMENT EXPENSE	74,695	69,871	83,507	83,507	83,507	82,444
530-1635	DEFERRED COMP EXPENSE	1,509	1,505	1,504	1,504	1,504	1,504
530-1640	LIFE INSURANCE EXPENSE	1,012	994	1,235	1,235	1,235	1,248
530-1645	DENTAL INSURANCE	6,963	6,419	7,249	7,249	7,249	7,159
530-1650	DISABILITY INSURANCE-REG	1,610	1,583	2,015	2,015	2,015	2,071
530-1755	STAFF HEALTH CLUB REIMB	70	0	0	0	0	0
*	PERSONNEL SERVICES	819,996	831,687	943,828	953,963	953,963	967,796
530-2010	WEARING APPAREL & ACCESS	1,723	2,035	1,750	1,750	2,100	2,100
530-2015	JANITORIAL SUPPLIES	2,357	2,575	2,500	2,500	2,500	2,500
530-2050	OPERATIONAL SUPPLIES	71	76	100	100	100	100
530-2105	COMPUTER SUPPLIES	487	427	500	500	618	500
530-2120	GENERAL OFFICE SUPPLIES	0	269	300	300	300	300
530-2125	SMALL OFFICE EQUIP SUPPL	226	15	150	150	150	150
530-2825	SAFETY EQUIPMENT	724	646	750	750	700	700
530-3005	ELECTRIC CHARGES	15,229	16,079	17,500	17,500	16,000	16,000
530-3010	GAS CHARGES	3,355	3,551	3,500	3,500	4,700	4,700
530-3015	TELEPHONE CHARGES	3,611	3,550	4,050	4,050	4,050	4,050
530-3020	WATER CHARGES	1,478	1,172	1,200	1,200	1,200	1,200
530-3030	WASTEWATER CHARGES	1,155	1,256	1,250	1,250	1,400	1,400
530-3035	SANITATION CHARGES	357	390	400	400	390	390
530-3115	FUEL,OIL,& DIESEL	78,196	87,264	79,000	79,000	95,000	95,000
530-3125	PEST CONTROL	540	540	540	540	540	540
530-3205	POSTAGE	225	304	300	300	300	300
530-3210	FREIGHT & DELIVERY	24	0	50	50	0	0

CITY OF JOPLIN
PROPOSED BUDGET EXPENDITURES
FOR FISCAL YEAR 2019

ACCOUNT	ACCOUNT DESCRIPTION	FY 2016 ACTUAL EXPENSES	FY 2017 ACTUAL EXPENSES	FY 2018 BUDGETED EXPENSES	FY 2018 ADJ BUDGET EXPENSES	FY 2018 ESTIMATED EXPENSES	FY 2019 PROPOSED EXPENSES
FUND 140 TRANSPORTATION SALES TAX							
DEPT 50 PUBLIC TRANSPORTATION							
DIV 02 PARATRANSIT SYSTEM							
530-4105	PROPERTY REPAIRS & MAINT	6,201	3,855	5,000	5,000	5,000	5,000
530-4120	BUILDING REPAIRS	4,171	9,722	5,000	5,000	5,000	5,000
530-4210	CENTRAL GARAGE REPAIRS	3,447	10,413	7,500	7,500	15,500	15,500
530-4215	OTHER VEHICLE REPAIRS	72,881	58,042	52,500	52,500	63,000	63,000
530-4220	VEHICLE CLEANING	300	800	500	500	500	500
530-5265	MAINTENANCE CONTRACTS/AGR	22,367	22,367	22,367	22,367	23,485	25,000
530-6005	TRAVEL EXPENSES	208	308	1,500	1,500	1,500	1,500
530-6010	CONFERENCES & SEMINARS	0	275	400	400	400	400
530-6105	DUES & MEMBERSHIPS	2,581	2,832	2,850	2,850	2,832	2,832
530-6115	EDUCATIONAL MATERIALS	8,000	0	0	0	0	500
*	OPERATIONAL SUPPLIES	229,914	228,763	211,457	211,457	247,265	249,162
530-7005	PRINTING SERVICES	4,141	1,654	4,000	4,000	3,500	4,000
530-7010	COPY SERVICES	2,385	2,433	2,400	2,400	1,500	1,500
530-7020	LEGAL NOTICES	519	132	750	750	750	750
530-7105	CASH OVER & SHORT	6	191	0	0	0	0
530-7305	LIABILITY INSURANCE	36,054	43,889	34,596	34,596	34,596	40,511
*	OTHER PURCHASES/SERVICES	43,105	48,299	41,746	41,746	40,346	46,761
530-8005	BUILDING ACQUISITIONS	0	23,600	18,000	18,000	0	18,000
530-8015	FACILITY IMPROVEMENTS	0	0	375,000	375,000	375,000	0
530-8105	LAND ACQUISITIONS	0	0	0	0	0	0
530-8210	MOTOR VEHICLES	198,585	248,129	200,000	200,000	200,000	0
530-8220	OPERATING EQUIPMENT	0	0	1,200	1,200	597	0
530-8315	COMPUTER EQUIPMENT	14,000	1,759	0	0	0	89,000
*	CAPITAL OUTLAY & IMPROVE	212,585	273,488	594,200	594,200	575,597	107,000
530-9997	EMERG COMMUNICATION SERV	21,008	21,008	21,008	21,008	21,008	21,008
*	OTHER FINANCING USES	21,008	21,008	21,008	21,008	21,008	21,008
**	PARATRANSIT SYSTEM	1,326,608	1,403,245	1,812,239	1,822,374	1,838,179	1,391,727

CITY OF JOPLIN
PROPOSED BUDGET EXPENDITURES
FOR FISCAL YEAR 2019

ACCOUNT	ACCOUNT DESCRIPTION	FY 2016 ACTUAL EXPENSES	FY 2017 ACTUAL EXPENSES	FY 2018 BUDGETED EXPENSES	FY 2018 ADJ BUDGET EXPENSES	FY 2018 ESTIMATED EXPENSES	FY 2019 PROPOSED EXPENSES
FUND 140 TRANSPORTATION SALES TAX							
DEPT 50 PUBLIC TRANSPORTATION							
DIV 03 CAB ASSISTANCE PROGRAM							
530-7425	TAXI-COUPON PROGRAM	162,231	128,659	175,000	175,000	125,000	125,000
*	OTHER PURCHASES/SERVICES	162,231	128,659	175,000	175,000	125,000	125,000
**	CAB ASSISTANCE PROGRAM	162,231	128,659	175,000	175,000	125,000	125,000
***	PUBLIC TRANSPORTATION	1,488,839	1,531,904	1,987,239	1,997,374	1,963,179	1,516,727

CITY OF JOPLIN
PROPOSED BUDGET EXPENDITURES
FOR FISCAL YEAR 2019

ACCOUNT	ACCOUNT DESCRIPTION	FY 2016 ACTUAL EXPENSES	FY 2017 ACTUAL EXPENSES	FY 2018 BUDGETED EXPENSES	FY 2018 ADJ BUDGET EXPENSES	FY 2018 ESTIMATED EXPENSES	FY 2019 PROPOSED EXPENSES
FUND 140 TRANSPORTATION SALES TAX							
DEPT 90 TRANSFERS							
DIV 03 TRANSFERS							
530-9001	TRANSFER TO GENERAL FUND	1,281,897	1,270,638	1,332,162	1,332,162	1,332,162	1,239,750
530-9012	SOLID WASTE MGMT SUBSIDY	0	0	0	0	0	0
530-9014	CAPITAL IMPROVE TAX SUBS	0	0	0	0	0	0
530-9040	AIRPORT FUND	850,000	850,000	850,000	850,000	850,000	950,000
530-9050	COMMUNITY DEVELOPMENT	75,500	135,000	150,000	150,000	150,000	150,000
530-9805	TIF TAX PAYMENT	401,406	422,020	429,400	429,400	440,000	440,000
*	OTHER FINANCING USES	2,608,803	2,677,658	2,761,562	2,761,562	2,772,162	2,779,750
**	TRANSFERS	2,608,803	2,677,658	2,761,562	2,761,562	2,772,162	2,779,750
***	TRANSFERS	2,608,803	2,677,658	2,761,562	2,761,562	2,772,162	2,779,750
****	TRANSPORTATION SALES TAX	9,570,661	12,173,207	11,773,129	12,368,729	12,557,991	11,600,186


CITY OF JOPLIN
STATE OF MISSOURI
KING IS KING

Transportation Sales Tax

2018-2019 Department Staffing

Division	FTE	Position
Street Maintenance	1.00	Infrastructure Superintendent
	1.00	Infrastructure Maintenance Supervisor
	0.30	Assistant Director of Public Works/Operations
	3.00	Heavy Equipment Operator
	8.00	Equipment Operator
	6.00	Laborer II
	1.00	Accounting Specialist (2 Positions)
	0.45	Custodian
Street Cleaning	4.00	Equipment Operator
Traffic Control	1.00	Traffic Signal Technician
	2.00	Traffic Markings & Sign Technician
	1.00	Laborer I
Public Transportation	1.00	Transportation Coordinator
	3.00	Transit Dispatcher
	1.00	Transit Driver Supervisor
	9.00	Transit Driver II
	8.00	Transit Driver I
	0.45	Custodian
	51.20	**Total Full-Time FTE**

Division	P/T	Position
Street Maintenance	8.00	Laborer (11 Positions)
	8.00	**Total Part-Time FTE**
	59.20	**Total FTE**

Transportation Sales Tax

Capital Expenditures

Division Division		
Street Maintenance	Roof Repair - Salt Dome	$ 45,000
	Replacement Dump Truck with Snow Plow (2)	350,000
	Anti-Ice Tank	25,000
	Replacement Backhoe	106,200
	Replacement Tar Pot	72,000
	Replacement Self-Propelled Broom	54,000
	Replacement Computer (2)	1,700
	Street Maintenance	150,000
	Street Projects (Overlay)	1,025,000
	Parking Lot - Police Department	150,000
Traffic Control	Replacement 1-Ton Truck with Torch Bottle Bed	60,000
Traffic Signal Maintenance	Replacement Traffic Signal Control Box (2)	15,000
	Backup Traffic Signal Pole (2) - Main & 20th Street	16,000
Paratransit System	Trolley Shelter - 26th & Main	9,000
	Replacement Trolley Shelter - 20th & Iowa	9,000
	Replacement Laptop Computer	1,000
	Replacement Computer (5)	4,250
	Replacement Video Surveillance System (13)	70,000
	Vehicle Onboard Computer Tablet (10)	9,500
	Replacement Server	4,250
		$ 2,176,900


CITY OF JOPLIN
STATE OF MISSOURI
LING IS KING

Capital Improvement Sales Tax


CITY OF JOPLIN
STATE OF MISSOURI
ZINC IS KING
ADOPTED 1911

Capital Improvement Sales Tax

Fund Balance Projection

	FY 2017 Actuals	FY 2018 Adjusted Budget	FY 2018 Estimated Actuals	FY 2019 Proposed Budget
REVENUES				
Taxes	$ 5,332,716	$ 5,137,500	$ 5,306,250	$ 5,385,844
Other Income & Donations	38,326	135,000	108,000	108,000
Federal Grants	1,138,014	-	10,000	-
Local Grants	183,371	3,400,000	-	3,400,000
TOTAL REVENUES	**$ 6,692,427**	**$ 8,672,500**	**$ 5,424,250**	**$ 8,893,844**
EXPENDITURES				
Capital Improvement Projects	$ 8,325,886	$ 16,557,608	$ 3,253,149	$ 17,065,586
TOTAL EXPENDITURES	**$ 8,325,886**	**$ 16,557,608**	**$ 3,253,149**	**$ 17,065,586**
EXCESS REVENUES OVER (UNDER) EXPENDITURES	**$ (1,633,459)**	**$ (7,885,108)**	**$ 2,171,101**	**$ (8,171,742)**
OTHER FINANCING SOURCES (USES)				
Transfers In	$ -	$ -	$ -	$ -
Transfers Out	(942,574)	(676,442)	(605,042)	(592,571)
TOTAL OTHER FINANCING SOURCES (USES)	**$ (942,574)**	**$ (676,442)**	**$ (605,042)**	**$ (592,571)**
NET CHANGE IN FUND BALANCE	**$ (2,576,033)**	**$ (8,561,550)**	**$ 1,566,059**	**$ (8,764,313)**
FUND BALANCE, BEGINNING OF YEAR	**$ 15,968,325**	**$ 13,392,292**	**$ 13,392,292**	**$ 14,958,351**
FUND BALANCE, END OF YEAR	**$ 13,392,292**	**$ 4,830,742**	**$ 14,958,351**	**$ 6,194,038**
FUND BALANCE SUMMARY:				
Reserved Fund Balance	$ -	$ -	$ -	$ -
Unrestricted Fund Balance	13,392,292	4,830,742	14,958,351	6,194,038
TOTAL FUND BALANCE SUMMARY	**$ 13,392,292**	**$ 4,830,742**	**$ 14,958,351**	**$ 6,194,038**

CITY OF JOPLIN
PROPOSED BUDGET REVENUE
FOR FISCAL YEAR 2019

ACCOUNT	ACCOUNT DESCRIPTION	FY 2016 ACTUAL REVENUE	FY 2017 ACTUAL REVENUE	FY 2018 BUDGETED REVENUE	FY 2018 ADJ BUDGET REVENUE	FY 2018 ESTIMATED REVENUE	FY 2019 PROPOSED REVENUE
FUND 145	CAPITAL IMPROVE SALES TAX						
400-0308	CAPITAL IMPROVE SALES TAX	5,144,606	5,332,716	5,137,500	5,137,500	5,306,250	5,385,844
*	TAXES	5,144,606	5,332,716	5,137,500	5,137,500	5,306,250	5,385,844
450-0103	INVESTMENTS	134,170	109,168	135,000	135,000	108,000	108,000
450-0204	GAIN/LOSS ON INVESTMENTS	11,258-	84,010-	0	0	0	0
450-0405	SALE OF REAL PROPERTY	0	13,168	0	0	0	0
450-0604	INSURANCE CLAIM SETTLEMNT	0	0	0	0	0	0
450-0611	OTHER INCOME	0	0	0	0	0	0
*	OTHER INCOME/DONATIONS	122,912	38,326	135,000	135,000	108,000	108,000
460-0203	TRANSPORTATION FUND	0	0	0	0	0	0
*	TRANSFERS/SUBSIDIES	0	0	0	0	0	0
470-0205	FEDERAL TRANS-MODOT	400,000	0	0	0	0	0
470-0211	TIGER II GRANT	3,871,613	1,138,014	0	0	10,000	0
470-0402	STP URBAN AGREEMENT	0	0	0	0	0	0
*	FEDERAL GRANTS	4,271,613	1,138,014	0	0	10,000	0
490-0209	LOCAL GOVT PARTICIPATING	0	183,371	3,400,000	3,400,000	0	3,400,000
*	LOCAL GRANTS	0	183,371	3,400,000	3,400,000	0	3,400,000
**	CAPITAL IMPROVE SALES TAX	9,539,131	6,692,427	8,672,500	8,672,500	5,424,250	8,893,844

CITY OF JOPLIN
PROPOSED BUDGET EXPENDITURES
FOR FISCAL YEAR 2019

ACCOUNT	ACCOUNT DESCRIPTION	FY 2016 ACTUAL EXPENSES	FY 2017 ACTUAL EXPENSES	FY 2018 BUDGETED EXPENSES	FY 2018 ADJ BUDGET EXPENSES	FY 2018 ESTIMATED EXPENSES	FY 2019 PROPOSED EXPENSES
FUND 145	CAPITAL IMPROVE SALES TAX						
DEPT 45	PUBLIC WORKS						
DIV 65	CAPITAL IMPROVE PROJECTS						
520-1010	REGULAR-FT	12,573	0	77,697	78,242	78,242	87,716
520-1020	OVERTIME-FT	0	0	0	0	0	0
520-1110	REGULAR-PT	0	0	3,647	3,647	3,647	3,647
520-1505	HOLIDAY PAY	2,681	1,074	0	0	0	0
520-1510	LONGEVITY PAY	1,854	1,060	0	0	0	698
520-1520	VACATION PAY	2,171	805	0	0	0	0
520-1535	AUTO ALLOWANCE	1,532	742	0	0	0	0
520-1540	COMPENSATION TIME PAY	0	0	0	0	0	0
520-1565	SICK PAY	1,267	268	0	0	0	0
520-1570	FLOATING HOLIDAY PAY	750	0	0	0	0	0
520-1595	CELL PHONE ALLOWANCE	498	129	1,095	1,095	1,095	1,095
520-1605	HEALTH INSURANCE	8,386	2,407	10,226	10,226	10,226	10,346
520-1610	WORKER'S COMPENSATION	988	80	1,388	1,388	1,388	1,420
520-1615	FICA EXPENSE	3,343	1,287	6,347	6,347	6,347	7,091
520-1625	LAGERS RETIREMENT EXPENSE	7,114	2,367	10,716	10,716	10,716	11,367
520-1635	DEFERRED COMP EXPENSE	639	309	1,504	1,504	1,504	1,504
520-1640	LIFE INSURANCE EXPENSE	93	32	166	166	166	186
520-1645	DENTAL INSURANCE	445	114	394	394	394	687
520-1650	DISABILITY INSURANCE-REG	142	49	254	254	254	286
520-1755	STAFF HEALTH CLUB REIMB	42	34	0	0	0	0
*	PERSONNEL SERVICES	44,518	10,757	113,434	113,979	113,979	126,043
520-2130	SMALL OFFICE FURNISHINGS	0	0	0	0	500	0
520-6005	TRAVEL EXPENSES	499	0	600	600	600	600
520-6010	CONFERENCES & SEMINARS	1,000	0	1,000	1,000	1,000	1,000
*	OPERATIONAL SUPPLIES	1,499	0	1,600	1,600	2,100	1,600
520-7005	PRINTING SERVICES	0	0	0	0	0	0
520-7305	LIABILITY INSURANCE	883	2,296	1,762	1,762	1,762	1,943
*	OTHER PURCHASES/SERVICES	883	2,296	1,762	1,762	1,762	1,943
520-8105	LAND ACQUISITIONS	282,250	14,744	1,990,220	1,990,220	5,400	2,425,000
520-8315	COMPUTER EQUIPMENT	1,940	0	3,000	3,000	1,212	0
520-8635	SIDEWALK PROJECTS	0	1,111	0	0	7,685	0
520-8650	STREET PROJECTS	8,296,372	7,874,698	1,900,000	4,019,125	2,965,683	9,691,000
520-8655	BRIDGE PROJECTS	24,932	421,724	9,900,000	10,157,922	149,356	4,550,000
520-8660	TRAFFIC SIGNAL PROJECTS	4,815	0	270,000	270,000	0	270,000
520-8665	STORM WATER PROJECTS	0	556	0	0	5,972	0
*	CAPITAL OUTLAY & IMPROVE	8,610,309	8,312,833	14,063,220	16,440,267	3,135,308	16,936,000

CITY OF JOPLIN
PROPOSED BUDGET EXPENDITURES
FOR FISCAL YEAR 2019

ACCOUNT	ACCOUNT DESCRIPTION	FY 2016 ACTUAL EXPENSES	FY 2017 ACTUAL EXPENSES	FY 2018 BUDGETED EXPENSES	FY 2018 ADJ BUDGET EXPENSES	FY 2018 ESTIMATED EXPENSES	FY 2019 PROPOSED EXPENSES
FUND 145 CAPITAL IMPROVE SALES TAX							
DEPT 45 PUBLIC WORKS							
DIV 65 CAPITAL IMPROVE PROJECTS							
520-9699	ENGINEERING FEE TRANSFER	111,035	552,460	275,000	275,000	200,000	200,000
520-9999	TRANSFER TO GENERAL FUND	16,775	79,152	85,042	85,042	85,042	72,571
*	OTHER FINANCING USES	127,810	631,612	360,042	360,042	285,042	272,571
**	CAPITAL IMPROVE PROJECTS	8,785,019	8,957,498	14,540,058	16,917,650	3,538,191	17,338,157
***	PUBLIC WORKS	8,785,019	8,957,498	14,540,058	16,917,650	3,538,191	17,338,157

CITY OF JOPLIN
PROPOSED BUDGET EXPENDITURES
FOR FISCAL YEAR 2019

ACCOUNT	ACCOUNT DESCRIPTION	FY 2016 ACTUAL EXPENSES	FY 2017 ACTUAL EXPENSES	FY 2018 BUDGETED EXPENSES	FY 2018 ADJ BUDGET EXPENSES	FY 2018 ESTIMATED EXPENSES	FY 2019 PROPOSED EXPENSES
FUND 145 CAPITAL IMPROVE SALES TAX							
DEPT 90 TRANSFERS							
DIV 03 TRANSFERS							
520-9805	TIF TAX PAYMENT	295,773	310,962	316,400	316,400	320,000	320,000
*	OTHER FINANCING USES	295,773	310,962	316,400	316,400	320,000	320,000
**	TRANSFERS	295,773	310,962	316,400	316,400	320,000	320,000
***	TRANSFERS	295,773	310,962	316,400	316,400	320,000	320,000
****	CAPITAL IMPROVE SALES TAX	9,080,792	9,268,460	14,856,458	17,234,050	3,858,191	17,658,157


CITY OF JOPLIN
STATE OF MISSOURI
ZINC IS KING

Capital Improvement Sales Tax

2018-2019 Department Staffing

Division	FTE	Position
Capital Improvement Projects	1.00	Capital Improvement Project Manager
	0.75	Construction Inspector
	1.75	**Total Full-Time FTE**

Division	P/T	Position
Capital Improvement Projects	0.15	Engineering Aid*
	0.15	**Total Part-Time FTE**
	1.90	**Total FTE**

*Engineering Aid position shared with Parks & Stormwater Sales Tax Fund.

Capital Expenditures

Division		
Capital Improvement Projects	TC0601 - 32nd Street - Schifferdecker to Country Club Road - ROW	$ 740,000
	TC0602 - 32nd Street - Country Club to Central City Road - ROW	740,000
	TC0605 - Intersection Improvements - Connecticut & 32nd Street - ROW	300,000
	TC0608 - Zora - Rangeline to MO 249 - ROW	645,000
	TC0601 - 32nd Street - Schifferdecker to Country Club Road	1,220,500
	TC0602 - 32nd Street - Country Club to Central City Road	1,220,500
	TC0605 - Intersection Improvements - Main & 32nd Street	100,000
	TC0605 - Intersection Improvements - Indiana & 32nd Street	150,000
	TC0605 - Intersection Improvements - Connecticut & 32nd Street	500,000
	TC0605 - Intersection Improvements - 7th & Illinois	500,000
	TC0606 - Connecticut - 32nd to 44th	1,500,000
	TC0607 - 44th Street - Rangeline to Connecticut	4,500,000
	TC0613 - Jackson - Bridge Replacement at Shoal Creek	2,450,000
	TC0614 - Schifferdecker - New Bridge at Turkey Creek	2,100,000
	TC0516 - Existing Traffic Signal Upgrades - Adaptive Traffic Signal System	270,000
		$ 16,936,000


CITY OF JOPLIN
STATE OF MISSOURI
ZINC IS KING

Community Planning


CITY OF JOPLIN
STATE OF MISSOURI
KING IS KING
ADOPTED 1911

Community Planning

Fund Balance Projection

	FY 2017 Actuals	FY 2018 Adjusted Budget	FY 2018 Estimated Actuals	FY 2019 Proposed Budget
REVENUES				
Licenses & Permits	$ 17,913	$ 24,150	$ 20,000	$ 20,000
Service Charges & User Fees	9,640	18,350	15,000	15,000
Charges & Assessments	15,442	5,000	5,000	5,000
Other Income & Donations	20	-	-	-
Federal Grants	9,032,446	9,223,824	7,884,453	7,713,780
State Grants	207,275	283,818	279,485	190,366
TOTAL REVENUES	**$ 9,282,736**	**$ 9,555,142**	**$ 8,203,938**	**$ 7,944,146**
EXPENDITURES				
Community Planning Administration	$ 92,804	$ 172,214	$ 168,394	$ 160,346
CDBG Projects	34,158	231,971	128,000	579,500
Historic Preservation	12,123	42,600	35,404	42,600
Planning & Zoning	105,507	76,702	92,181	74,445
CDBG-DR Special Allocation	942,268	5,577,795	3,875,060	4,223,700
CDBG-DR II Special Allocation	8,072,147	2,878,355	3,138,245	2,372,608
Home Consortium	241,861	368,914	555,985	377,626
Neighborhood Stabilization	115,925	-	18,769	-
State Grants	288,444	329,993	329,387	213,708
TOTAL EXPENDITURES	**$ 9,905,237**	**$ 9,678,544**	**$ 8,341,425**	**$ 8,044,533**
EXCESS REVENUES OVER (UNDER) EXPENDITURE	**$ (622,501)**	**$ (123,402)**	**$ (137,487)**	**$ (100,387)**
OTHER FINANCING SOURCES (USES)				
Transfers In	$ 135,000	$ 150,000	$ 150,000	$ 150,000
Transfers Out	(12,232)	(12,068)	(12,068)	(5,935)
TOTAL OTHER FINANCING SOURCES (USES)	**$ 122,768**	**$ 137,932**	**$ 137,932**	**$ 144,065**
NET CHANGE IN FUND BALANCE	**$ (499,733)**	**$ 14,530**	**$ 445**	**$ 43,678**
FUND BALANCE, BEGINNING OF YEAR	**$ (826,384)**	**$ (1,326,117)**	**$ (1,326,117)**	**$ (1,325,672)**
FUND BALANCE, END OF YEAR	**$ (1,326,117)**	**$ (1,311,587)**	**$ (1,325,672)**	**$ (1,281,994)**
FUND BALANCE SUMMARY:				
Reserved Fund Balance	$ -	$ -	$ -	$ -
Unrestricted Fund Balance*	(1,326,117)	(1,311,587)	(1,325,672)	(1,281,994)
TOTAL FUND BALANCE SUMMARY	**$ (1,326,117)**	**$ (1,311,587)**	**$ (1,325,672)**	**$ (1,281,994)**

*Fund Balance is negative due to the timing of grant reimbursements, which is reflected on the balance sheet as deferred grant revenue.

CITY OF JOPLIN
PROPOSED BUDGET REVENUE
FOR FISCAL YEAR 2019

ACCOUNT	ACCOUNT DESCRIPTION	FY 2016 ACTUAL REVENUE	FY 2017 ACTUAL REVENUE	FY 2018 BUDGETED REVENUE	FY 2018 ADJ BUDGET REVENUE	FY 2018 ESTIMATED REVENUE	FY 2019 PROPOSED REVENUE
FUND 150	COMMUNITY PLANNING						
410-0306	SIGN PERMIT FEES	17,746	17,463	20,850	20,850	17,000	17,000
410-0402	SPECIAL USE PERMIT RENEW	2,700	450	3,300	3,300	3,000	3,000
*	LICENSES & PERMITS	20,446	17,913	24,150	24,150	20,000	20,000
430-1501	BOARD OF ADJUSTMENT FEE	3,100	2,250	3,850	3,850	3,000	3,000
430-1502	LOT SPLIT FEE	450	150	650	650	500	500
430-1503	REZONING APPLICATION FEE	8,400	5,850	8,950	8,950	8,000	8,000
430-1504	SUBDIVISION FILING FEE	400	490	500	500	500	500
430-1505	STREET/EASEMENT VAC FEE	2,500	1,350	2,750	2,750	1,500	1,500
430-1506	SITE PLAN/DEVELOPMENT REV	1,350	450-	1,650	1,650	1,500	1,500
*	SERVICE CHARGES/USER FEES	16,200	9,640	18,350	18,350	15,000	15,000
440-0506	STORM WATER DETENTION FEE	1,850	15,442	5,000	5,000	5,000	5,000
*	CHARGES & ASSESSMENTS	1,850	15,442	5,000	5,000	5,000	5,000
450-0401	CITY RESALE PROCEEDS	31	20	0	0	0	0
450-0611	OTHER INCOME	3	0	0	0	0	0
*	OTHER INCOME/DONATIONS	34	20	0	0	0	0
460-0203	TRANSPORTATION FUND	75,500	135,000	150,000	150,000	150,000	150,000
*	TRANSFERS/SUBSIDIES	75,500	135,000	150,000	150,000	150,000	150,000
470-0618	CDBG GRANT-2008	0	0	0	0	0	0
470-0620	CDBG GRANT-2010	0	0	0	0	0	0
470-0621	CDBG GRANT-2011	0	0	0	0	0	0
470-0622	CDBG GRANT-2012	8,358	776	0	0	5,000	0
470-0623	CDBG GRANT-2013	2,360	0	39,276	39,276	10,000	0
470-0624	CDBG GRANT-2014	161,416	2,582	100,000	100,000	50,000	50,000
470-0625	CDBG GRANT-2015	54,351	61,040	125,000	125,000	50,000	50,000
470-0626	CDBG GRANT-2016	0	24,307	138,219	138,219	81,394	300,000
470-0627	CDBG GRANT-2017	0	0	0	0	100,000	339,846
470-0630	CDBG-R-STIMULUS 2009	0	0	0	0	0	0
470-0631	CDBG-SPECIAL HABITAT ALLC	0	0	0	0	0	0
470-0632	2012 CDBG SPECIAL FED ALL	5,725,731	844,049	5,577,795	5,577,795	3,875,060	4,223,700
470-0633	2013 CDBG-DR SPECIAL ALLO	5,522,172	7,948,495	2,874,620	2,874,620	3,138,245	2,372,608
470-0640	EDA GRANT	0	0	0	0	0	0
470-0645	STATE ALLOCATION GRANT	0	0	0	0	0	0
470-0655	NEIGHBORHOOD STABILIZAT	0	0	0	0	18,769	0
470-0690	HOME CONSORTIUM-2007	0	0	0	0	0	0
470-0691	HOME CONSORTIUM-2008	0	0	0	0	0	0
470-0692	HOME CONSORTIUM-2009	164,905	5,523	50,000	50,000	0	0

CITY OF JOPLIN
PROPOSED BUDGET REVENUE
FOR FISCAL YEAR 2019

ACCOUNT	ACCOUNT DESCRIPTION	FY 2016 ACTUAL REVENUE	FY 2017 ACTUAL REVENUE	FY 2018 BUDGETED REVENUE	FY 2018 ADJ BUDGET REVENUE	FY 2018 ESTIMATED REVENUE	FY 2019 PROPOSED REVENUE
FUND 150	COMMUNITY PLANNING						
470-0693	HOME CONSORTIUM-2010	300	0	0	0	0	0
470-0694	HOME CONSORTIUM-2011	80,968	15,982	50,000	50,000	0	0
470-0695	HOME CONSORTIUM-2012	11,015	0	50,000	50,000	0	0
470-0696	HOME CONSORTIUM-2013	185,583	524	18,914	18,914	0	0
470-0697	HOME CONSORTIUM-2014	103,974	85,490	100,000	100,000	100,000	50,000
470-0698	HOME CONSORTIUM-2015	0	43,678	100,000	100,000	100,000	50,000
470-0699	HOME CONSORTIUM-2016	0	0	0	0	355,985	277,626
*	FEDERAL GRANTS	12,021,133	9,032,446	9,223,824	9,223,824	7,884,453	7,713,780
480-1101	METRO PLANNING GRANT	90,864	207,275	263,818	263,818	263,510	170,966
480-1103	STATE HISTORIC PRESERVAT	30,000	0	20,000	20,000	15,975	19,400
*	STATE GRANTS	120,864	207,275	283,818	283,818	279,485	190,366
**	COMMUNITY PLANNING	12,256,027	9,417,736	9,705,142	9,705,142	8,353,938	8,094,146
		12,256,027	9,417,736	9,705,142	9,705,142	8,353,938	8,094,146

CITY OF JOPLIN
PROPOSED BUDGET EXPENDITURES
FOR FISCAL YEAR 2019

ACCOUNT	ACCOUNT DESCRIPTION	FY 2016 ACTUAL EXPENSES	FY 2017 ACTUAL EXPENSES	FY 2018 BUDGETED EXPENSES	FY 2018 ADJ BUDGET EXPENSES	FY 2018 ESTIMATED EXPENSES	FY 2019 PROPOSED EXPENSES
FUND 150	COMMUNITY PLANNING						
DEPT 15	COMMUNITY PLANNING						
DIV 01	ADMINISTRATION						
570-1010	REGULAR-FT	48,893	47,417	101,169	102,859	102,859	102,486
570-1020	OVERTIME-FT	0	3	0	0	0	0
570-1505	HOLIDAY PAY	2,653	2,705	0	0	0	0
570-1510	LONGEVITY PAY	999	783	1,157	1,157	1,157	1,509
570-1520	VACATION PAY	4,363	5,739	0	0	0	0
570-1535	AUTO ALLOWANCE	992	676	1,444	1,444	1,444	903
570-1540	COMPENSATION TIME PAY	0	18	0	0	0	0
570-1565	SICK PAY	634	992	0	0	0	0
570-1570	FLOATING HOLIDAY PAY	663	679	0	0	0	0
570-1575	CITIZENSHIP LEAVE PAY	0	0	0	0	0	0
570-1595	CELL PHONE ALLOWANCE	245	183	376	376	376	376
570-1605	HEALTH INSURANCE	11,108	11,219	22,227	22,227	22,227	14,190
570-1610	WORKER'S COMPENSATION	175	134	669	669	669	180
570-1615	FICA EXPENSE	4,310	4,369	7,424	7,424	7,424	7,917
570-1625	LAGERS RETIREMENT EXPENSE	8,774	7,504	14,164	14,164	14,164	13,370
570-1635	DEFERRED COMP EXPENSE	1,470	1,469	2,407	2,407	2,407	2,407
570-1640	LIFE INSURANCE EXPENSE	122	109	217	217	217	219
570-1645	DENTAL INSURANCE	479	241	549	549	549	481
570-1650	DISABILITY INSURANCE-REG	186	167	333	333	333	334
570-1755	STAFF HEALTH CLUB REIMB	10	5	0	0	0	0
*	PERSONNEL SERVICES	86,076	84,412	152,136	153,826	153,826	144,372
570-2050	OPERATIONAL SUPPLIES	0	0	100	100	0	100
570-2120	GENERAL OFFICE SUPPLIES	47	239	250	250	250	250
570-2130	SMALL OFFICE FURNISHINGS	0	0	200	200	200	0
570-2855	FACILITY RENT ALLOCATION	6,790	0	4,480	4,480	4,480	4,480
570-3015	TELEPHONE CHARGES	1,681	1,021	1,200	1,200	400	400
570-3115	FUEL,OIL,& DIESEL	159	0	200	200	200	200
570-3205	POSTAGE	304	235	350	350	250	250
570-4210	CENTRAL GARAGE REPAIRS	344	186	500	500	200	350
570-6005	TRAVEL EXPENSES	497	563	2,500	2,500	1,358	2,500
570-6010	CONFERENCES & SEMINARS	195	0	500	500	0	500
570-6105	DUES & MEMBERSHIPS	1,675	570	600	600	180	600
*	OPERATIONAL SUPPLIES	11,692	2,814	10,880	10,880	7,518	9,630
570-7005	PRINTING SERVICES	0	0	50	50	0	0
570-7010	COPY SERVICES	2,325	2,370	2,500	2,500	2,200	2,200
570-7020	LEGAL NOTICES	3,191	1,998	3,000	3,000	3,000	3,000
570-7030	FEES & PERMITS	267	0	0	0	0	0
570-7305	LIABILITY INSURANCE	1,075	1,210	958	958	958	1,144
*	OTHER PURCHASES/SERVICES	6,858	5,578	6,508	6,508	6,158	6,344

CITY OF JOPLIN
PROPOSED BUDGET EXPENDITURES
FOR FISCAL YEAR 2019

ACCOUNT	ACCOUNT DESCRIPTION	FY 2016 ACTUAL EXPENSES	FY 2017 ACTUAL EXPENSES	FY 2018 BUDGETED EXPENSES	FY 2018 ADJ BUDGET EXPENSES	FY 2018 ESTIMATED EXPENSES	FY 2019 PROPOSED EXPENSES
FUND 150 COMMUNITY PLANNING DEPT 15 COMMUNITY PLANNING DIV 01 ADMINISTRATION							
570-8315	COMPUTER EQUIPMENT	0	0	1,000	1,000	892	0
*	CAPITAL OUTLAY & IMPROVE	0	0	1,000	1,000	892	0
**	ADMINISTRATION	104,626	92,804	170,524	172,214	168,394	160,346

CITY OF JOPLIN
PROPOSED BUDGET EXPENDITURES
FOR FISCAL YEAR 2019

ACCOUNT	ACCOUNT DESCRIPTION	FY 2016 ACTUAL EXPENSES	FY 2017 ACTUAL EXPENSES	FY 2018 BUDGETED EXPENSES	FY 2018 ADJ BUDGET EXPENSES	FY 2018 ESTIMATED EXPENSES	FY 2019 PROPOSED EXPENSES
FUND 150 COMMUNITY PLANNING							
DEPT 15 COMMUNITY PLANNING							
DIV 02 CDBG PROJECTS							
570-7414	ABANDONED HOUSING ACT	0	0	10,000	10,000	0	0
570-7431	TOOL LIBRARY	782	730	5,000	5,000	1,000	5,000
570-7433	CHILDREN'S HAVEN	0	0	25,000	25,000	0	0
570-7434	COORDINATED ENTRY PROGRAM	0	25,789	22,000	22,000	15,000	25,000
570-7439	DEMOLITIONS	0	0	0	0	0	0
570-7440	INFRASTRUCTURE	6,600	0	0	0	0	0
570-7444	NEIGHBORHOOD CLEAN-UP	4,241	2,386	5,000	5,000	5,000	5,000
570-7445	JOPLIN WORKSHOPS	4,452-	0	0	0	0	0
570-7448	COMM HOUSING RESOURCE BD	0	2,500	2,500	2,500	2,500	2,500
570-7452	JOPLIN FAMILY Y	2,360	0	0	0	0	0
570-7459	INDEPENDENT LIVING CTR	4,747	2,753	1,775	1,775	0	0
570-7460	SW MO ARTHRITIS	0	0	0	0	0	0
570-7464	ECONOMIC DEVELOPMENT	50,000	0	51,000	51,000	50,000	150,000
570-7471	LAFAYETTE HOUSE	10,449	0	4,035	4,035	0	0
570-7489	AREA AGENCY ON AGING	0	0	3,661	3,661	0	0
570-7491	HOMELESS COALITION	33,320	0	17,000	17,000	17,000	17,000
570-7495	FACADE PROGRAM-SLUM/BLIGH	23,946	0	85,000	85,000	37,500	375,000
*	OTHER PURCHASES/SERVICES	131,993	34,158	231,971	231,971	128,000	579,500
**	CDBG PROJECTS	131,993	34,158	231,971	231,971	128,000	579,500

CITY OF JOPLIN
PROPOSED BUDGET EXPENDITURES
FOR FISCAL YEAR 2019

ACCOUNT	ACCOUNT DESCRIPTION	FY 2016 ACTUAL EXPENSES	FY 2017 ACTUAL EXPENSES	FY 2018 BUDGETED EXPENSES	FY 2018 ADJ BUDGET EXPENSES	FY 2018 ESTIMATED EXPENSES	FY 2019 PROPOSED EXPENSES
FUND 150 COMMUNITY PLANNING							
DEPT 15 COMMUNITY PLANNING							
DIV 03 HISTORIC PRESERVATION							
570-3210	FREIGHT & DELIVERY	0	0	0	0	0	0
570-5010	CONSULTING FEES	42,960	9,600	40,000	40,000	31,950	38,800
570-6005	TRAVEL EXPENSES	160	940	1,000	1,000	750	750
570-6010	CONFERENCES & SEMINARS	165	1,583	1,600	1,600	2,077	1,600
570-6105	DUES & MEMBERSHIPS	0	0	0	0	0	250
570-6110	PUBLICATIONS & SUBSCRIPT	0	0	0	0	0	0
*	OPERATIONAL SUPPLIES	43,285	12,123	42,600	42,600	34,777	41,400
570-7020	LEGAL NOTICES	0	0	0	0	627	1,200
*	OTHER PURCHASES/SERVICES	0	0	0	0	627	1,200
**	HISTORIC PRESERVATION	43,285	12,123	42,600	42,600	35,404	42,600

CITY OF JOPLIN
PROPOSED BUDGET EXPENDITURES
FOR FISCAL YEAR 2019

ACCOUNT	ACCOUNT DESCRIPTION	FY 2016 ACTUAL EXPENSES	FY 2017 ACTUAL EXPENSES	FY 2018 BUDGETED EXPENSES	FY 2018 ADJ BUDGET EXPENSES	FY 2018 ESTIMATED EXPENSES	FY 2019 PROPOSED EXPENSES
FUND 150	COMMUNITY PLANNING						
DEPT 15	COMMUNITY PLANNING						
DIV 05	PLANNING & ZONING						
570-1010	REGULAR-FT	20,378	20,601	29,885	30,430	30,430	29,630
570-1020	OVERTIME-FT	0	1	0	0	0	0
570-1505	HOLIDAY PAY	760	773	0	0	0	0
570-1510	LONGEVITY PAY	461	563	549	549	549	709
570-1520	VACATION PAY	1,682	1,284	0	0	0	0
570-1535	AUTO ALLOWANCE	399	373	722	722	722	451
570-1540	COMPENSATION TIME PAY	0	7	0	0	0	0
570-1565	SICK PAY	169	281	0	0	0	0
570-1570	FLOATING HOLIDAY PAY	190	196	0	0	0	0
570-1595	CELL PHONE ALLOWANCE	123	129	188	188	188	188
570-1605	HEALTH INSURANCE	2,935	2,752	4,453	4,453	4,453	3,547
570-1610	WORKER'S COMPENSATION	65	55	233	233	233	53
570-1615	FICA EXPENSE	1,860	1,803	2,231	2,231	2,231	2,246
570-1625	LAGERS RETIREMENT EXPENSE	3,585	3,067	4,263	4,263	4,263	3,934
570-1635	DEFERRED COMP EXPENSE	554	449	451	451	451	451
570-1640	LIFE INSURANCE EXPENSE	50	45	64	64	64	63
570-1645	DENTAL INSURANCE	106	81	151	151	151	108
570-1650	DISABILITY INSURANCE-REG	76	69	98	98	98	97
570-1755	STAFF HEALTH CLUB REIMB	0	0	0	0	0	0
*	PERSONNEL SERVICES	33,393	32,529	43,288	43,833	43,833	41,477
570-2050	OPERATIONAL SUPPLIES	0	284	250	250	250	2,500
570-2120	GENERAL OFFICE SUPPLIES	529	577	500	500	500	500
570-2130	SMALL OFFICE FURNISHINGS	0	0	200	200	200	600
570-2205	FOOD & BEVERAGE SUPPLIES	82	0	100	100	242	100
570-2325	PLATS & MAPS	138	207	300	300	300	300
570-2855	FACILITY RENT ALLOCATION	2,778	0	1,120	1,120	1,120	1,120
570-3015	TELEPHONE CHARGES	240	194	200	200	700	700
570-3205	POSTAGE	316	336	400	400	400	400
570-3210	FREIGHT & DELIVERY	289	771	300	300	100	200
570-5010	CONSULTING FEES	1,325	49,805	4,000	4,000	20,000	3,000
570-5040	COUNTY RECORDER FEES	0	399	500	500	500	500
570-5265	MAINTENANCE CONTRACTS/AGR	0	0	0	0	0	0
570-6005	TRAVEL EXPENSES	311	198	500	500	500	500
570-6010	CONFERENCES & SEMINARS	110-	0	600	600	795	600
570-6105	DUES & MEMBERSHIPS	0	400	2,000	2,000	1,500	1,500
570-6110	PUBLICATIONS & SUBSCRIPT	45	0	50	50	0	0
570-6115	EDUCATIONAL MATERIALS	0	0	500	500	500	500
*	OPERATIONAL SUPPLIES	5,943	53,171	11,520	11,520	27,607	13,020
570-7005	PRINTING SERVICES	0	50	1,000	1,000	1,000	500
570-7010	COPY SERVICES	5,377	5,680	5,300	5,300	5,300	5,300

CITY OF JOPLIN
PROPOSED BUDGET EXPENDITURES
FOR FISCAL YEAR 2019

ACCOUNT	ACCOUNT DESCRIPTION	FY 2016 ACTUAL EXPENSES	FY 2017 ACTUAL EXPENSES	FY 2018 BUDGETED EXPENSES	FY 2018 ADJ BUDGET EXPENSES	FY 2018 ESTIMATED EXPENSES	FY 2019 PROPOSED EXPENSES
FUND 150 COMMUNITY PLANNING							
DEPT 15 COMMUNITY PLANNING							
DIV 05 PLANNING & ZONING							
570-7020	LEGAL NOTICES	13,779	6,680	8,500	8,500	8,000	8,000
570-7030	FEES & PERMITS	128	276	75	75	69	75
570-7305	LIABILITY INSURANCE	5,540	7,121	5,474	5,474	5,474	6,073
*	OTHER PURCHASES/SERVICES	24,824	19,807	20,349	20,349	19,843	19,948
570-8315	COMPUTER EQUIPMENT	0	0	1,000	1,000	898	0
*	CAPITAL OUTLAY & IMPROVE	0	0	1,000	1,000	898	0
570-9999	TRANSFER TO GENERAL FUND	0	12,232	12,068	12,068	12,068	5,935
*	OTHER FINANCING USES	0	12,232	12,068	12,068	12,068	5,935
**	PLANNING & ZONING	64,160	117,739	88,225	88,770	104,249	80,380

CITY OF JOPLIN
PROPOSED BUDGET EXPENDITURES
FOR FISCAL YEAR 2019

ACCOUNT	ACCOUNT DESCRIPTION	FY 2016 ACTUAL EXPENSES	FY 2017 ACTUAL EXPENSES	FY 2018 BUDGETED EXPENSES	FY 2018 ADJ BUDGET EXPENSES	FY 2018 ESTIMATED EXPENSES	FY 2019 PROPOSED EXPENSES
FUND 150	COMMUNITY PLANNING						
DEPT 15	COMMUNITY PLANNING						
DIV 15	2012 CDBG-DR SPECIAL ALLC						
570-1010	REGULAR-FT	6,908	6,301	0	0	0	0
570-1020	OVERTIME-FT	0	0	0	0	0	0
570-1505	HOLIDAY PAY	48	0	0	0	0	0
570-1510	LONGEVITY PAY	210	270	0	0	0	0
570-1520	VACATION PAY	77-	0	0	0	0	0
570-1535	AUTO ALLOWANCE	98	135	0	0	0	0
570-1540	COMPENSATION TIME PAY	0	0	0	0	0	0
570-1565	SICK PAY	3	70	0	0	0	0
570-1570	FLOATING HOLIDAY PAY	6-	0	0	0	0	0
570-1595	CELL PHONE ALLOWANCE	110	70	0	0	0	0
570-1605	HEALTH INSURANCE	7,398	3,120	0	0	0	0
570-1610	WORKER'S COMPENSATION	187	68	0	0	0	0
570-1615	FICA EXPENSE	6,044	2,146	0	0	0	0
570-1625	LAGERS RETIREMENT EXPENSE	9,925	3,948	0	0	0	0
570-1635	DEFERRED COMP EXPENSE	2,022	768	0	0	0	0
570-1640	LIFE INSURANCE EXPENSE	146	59	0	0	0	0
570-1645	DENTAL INSURANCE	232	109	0	0	0	0
570-1650	DISABILITY INSURANCE-REG	236	90	0	0	0	0
570-1755	STAFF HEALTH CLUB REIMB	1	0	0	0	0	0
*	PERSONNEL SERVICES	33,485	17,154	0	0	0	0
570-2120	GENERAL OFFICE SUPPLIES	458	0	500	500	500	500
570-2130	SMALL OFFICE FURNISHINGS	0	0	200	200	200	200
*	OPERATIONAL SUPPLIES	458	0	700	700	700	700
570-7005	PRINTING SERVICES	0	0	0	0	0	0
570-7020	LEGAL NOTICES	0	1,680	1,500	1,500	0	0
570-7326	CONSULTANT ADMIN COSTS	624,554-	252,150	250,000	250,000	300,000	240,000
570-7419	SINGLE FAMILY ASSISTANCE	4,999,187	331,802	0	0	0	0
570-7422	SENIOR HOUSING PROJECT	96,099	101,903	4,325,095	4,325,095	2,228,000	2,228,000
570-7423	SINGLE FAMILY REHABILITAT	23,550	75,429	0	0	64,000	0
570-7427	SIDEWALK CONSTRUCTION	0	0	0	0	0	0
570-7428	TRAIL CONSTRUCTION	196,805-	0	0	0	0	0
570-7430	HOUSING AUTH-TENANT BASED	0	10,019	0	0	18,000	0
570-7450	HOUSING AUTH-SITE IMPROVE	125,256	36,279	500	500	18,000	0
570-7464	ECONOMIC DEVELOPMENT	5,088	3,923	500,000	500,000	500,000	1,505,000
570-7489	AREA AGENCY ON AGING	0	0	0	0	246,360	0
570-7508	PLANNING ACTIVITIES	658,823	111,929	500,000	500,000	500,000	250,000
*	OTHER PURCHASES/SERVICES	5,086,644	925,114	5,577,095	5,577,095	3,874,360	4,223,000
**	2012 CDBG-DR SPECIAL ALLC	5,120,587	942,268	5,577,795	5,577,795	3,875,060	4,223,700

CITY OF JOPLIN
PROPOSED BUDGET EXPENDITURES
FOR FISCAL YEAR 2019

ACCOUNT	ACCOUNT DESCRIPTION	FY 2016 ACTUAL EXPENSES	FY 2017 ACTUAL EXPENSES	FY 2018 BUDGETED EXPENSES	FY 2018 ADJ BUDGET EXPENSES	FY 2018 ESTIMATED EXPENSES	FY 2019 PROPOSED EXPENSES
FUND 150 COMMUNITY PLANNING							
DEPT 15 COMMUNITY PLANNING							
DIV 18 CDBG-DR II ALLOCATION							
570-1010	REGULAR-FT	99,099	122,027	386,327	390,062	390,062	400,719
570-1505	HOLIDAY PAY	5,699	7,721	0	0	0	0
570-1510	LONGEVITY PAY	922	517	488	488	488	523
570-1520	VACATION PAY	6,342	8,979	0	0	0	0
570-1535	AUTO ALLOWANCE	875	269	0	0	0	0
570-1565	SICK PAY	5,342	6,945	0	0	0	0
570-1570	FLOATING HOLIDAY PAY	1,760	2,000	0	0	0	0
570-1595	CELL PHONE ALLOWANCE	348	181	289	289	289	289
570-1605	HEALTH INSURANCE	18,789	22,101	47,213	47,213	47,213	47,769
570-1610	WORKER'S COMPENSATION	417	448	890	890	890	682
570-1615	FICA EXPENSE	9,991	14,588	29,453	29,453	29,453	30,472
570-1625	LAGERS RETIREMENT EXPENSE	19,353	23,681	52,645	52,645	52,645	50,994
570-1635	DEFERRED COMP EXPENSE	4,052	5,550	10,530	10,530	10,530	10,531
570-1640	LIFE INSURANCE EXPENSE	308	400	826	826	826	813
570-1645	DENTAL INSURANCE	395	564	1,125	1,125	1,125	1,204
570-1650	DISABILITY INSURANCE-REG	464	613	1,260	1,260	1,260	1,308
570-1755	STAFF HEALTH CLUB REIMB	7	0	0	0	0	0
*	PERSONNEL SERVICES	174,163	216,584	531,046	534,781	534,781	545,304
570-2108	COMPUTER PERIPHERALS	995	0	0	0	0	0
570-2110	COMPUTER SOFTWARE	1,865	0	3,200	3,200	3,200	3,200
570-2120	GENERAL OFFICE SUPPLIES	1,560	1,306	1,500	1,500	1,300	1,300
570-2130	SMALL OFFICE FURNISHINGS	0	0	700	700	700	1,500
570-2855	FACILITY RENT ALLOCATION	11,281	0	6,824	6,824	6,824	6,824
570-3015	TELEPHONE CHARGES	0	0	0	0	480	480
570-3210	FREIGHT & DELIVERY	196	0	0	0	0	0
570-5265	MAINTENANCE CONTRACTS/AGR	0	0	0	0	683	1,000
570-6005	TRAVEL EXPENSES	2,181	5,322	3,000	3,000	3,000	3,000
570-6010	CONFERENCES & SEMINARS	0	0	1,000	1,000	1,000	1,000
*	OPERATIONAL SUPPLIES	18,078	6,628	16,224	16,224	17,187	18,304
570-7020	LEGAL NOTICES	2,555	1,780	3,500	3,500	3,000	3,000
570-7326	CONSULTANT ADMIN COSTS	927,298	623,188	1,500,000	1,500,000	750,000	1,500,000
570-7464	ECONOMIC DEVELOPMENT	3,606-	0	0	0	0	0
570-7501	MENTAL HEALTH	0	535	0	0	0	0
570-7502	JOB TRAINING	3,058,776	2,884,311	100,000	100,000	765,438	0
570-7504	CROSSLINES REHABILITATION	685,625	5,164	0	0	10,000	0
570-7506	MERCY PARK	1,308,223-	0	0	0	15,000	5,000
570-7507	EARLY CHILDHOOD EDUC CTR	482,412	3,871,993	193,000	193,000	500,000	100,000
570-7508	PLANNING ACTIVITIES	802,399	200,942	400,000	400,000	400,000	200,000
570-7510	JUVENILE DETENTION COUNS	70,752	145,953	130,000	130,000	130,000	0
570-7511	OZARK CENTER COUNSELING	47,921	59,905	0	0	5,000	0

CITY OF JOPLIN
PROPOSED BUDGET EXPENDITURES
FOR FISCAL YEAR 2019

ACCOUNT	ACCOUNT DESCRIPTION	FY 2016 ACTUAL EXPENSES	FY 2017 ACTUAL EXPENSES	FY 2018 BUDGETED EXPENSES	FY 2018 ADJ BUDGET EXPENSES	FY 2018 ESTIMATED EXPENSES	FY 2019 PROPOSED EXPENSES
FUND 150 COMMUNITY PLANNING							
DEPT 15 COMMUNITY PLANNING							
DIV 18 CDBG-DR II ALLOCATION							
570-7512	COMMUNITY CLINIC REHAB	112,398	51,089	0	0	7,000	1,000
*	OTHER PURCHASES/SERVICES	4,878,307	7,844,860	2,326,500	2,326,500	2,585,438	1,809,000
570-8315	COMPUTER EQUIPMENT	2,500	4,075	850	850	839	0
*	CAPITAL OUTLAY & IMPROVE	2,500	4,075	850	850	839	0
**	CDBG-DR II ALLOCATION	5,073,048	8,072,147	2,874,620	2,878,355	3,138,245	2,372,608

CITY OF JOPLIN
PROPOSED BUDGET EXPENDITURES
FOR FISCAL YEAR 2019

ACCOUNT	ACCOUNT DESCRIPTION	FY 2016 ACTUAL EXPENSES	FY 2017 ACTUAL EXPENSES	FY 2018 BUDGETED EXPENSES	FY 2018 ADJ BUDGET EXPENSES	FY 2018 ESTIMATED EXPENSES	FY 2019 PROPOSED EXPENSES
FUND 150	COMMUNITY PLANNING						
DEPT 15	COMMUNITY PLANNING						
DIV 20	HOME CONSORTIUM						
570-1010	REGULAR-FT	32,456	28,129	39,847	39,847	39,847	39,506
570-1020	OVERTIME-FT	0	2	0	0	0	0
570-1505	HOLIDAY PAY	1,013	1,031	0	0	0	0
570-1510	LONGEVITY PAY	527	479	732	732	732	947
570-1520	VACATION PAY	2,243	1,713	0	0	0	0
570-1535	AUTO ALLOWANCE	496	388	963	963	963	602
570-1540	COMPENSATION TIME PAY	0	9	0	0	0	0
570-1565	SICK PAY	225	374	0	0	0	0
570-1570	FLOATING HOLIDAY PAY	253	261	0	0	0	0
570-1595	CELL PHONE ALLOWANCE	145	115	250	250	250	250
570-1605	HEALTH INSURANCE	6,931	6,271	5,937	5,937	5,937	4,729
570-1610	WORKER'S COMPENSATION	101	77	311	311	311	71
570-1615	FICA EXPENSE	2,738	2,387	2,975	2,975	2,975	2,994
570-1625	LAGERS RETIREMENT EXPENSE	5,542	4,322	5,684	5,684	5,684	5,245
570-1635	DEFERRED COMP EXPENSE	978	812	602	602	602	602
570-1640	LIFE INSURANCE EXPENSE	76	64	85	85	85	85
570-1645	DENTAL INSURANCE	310	140	201	201	201	144
570-1650	DISABILITY INSURANCE-REG	116	97	131	131	131	129
570-1755	STAFF HEALTH CLUB REIMB	0	0	0	0	0	0
*	PERSONNEL SERVICES	54,150	46,671	57,718	57,718	57,718	55,304
570-2120	GENERAL OFFICE SUPPLIES	0	0	500	500	500	500
570-2855	FACILITY RENT ALLOCATION	3,704	0	1,496	1,496	1,496	1,496
570-3015	TELEPHONE CHARGES	0	0	0	0	21	0
570-6005	TRAVEL EXPENSES	0	0	1,000	1,000	0	1,000
570-6010	CONFERENCES & SEMINARS	0	0	500	500	0	500
*	OPERATIONAL SUPPLIES	3,704	0	3,496	3,496	2,017	3,496
570-7020	LEGAL NOTICES	824	526	1,000	1,000	1,000	1,000
570-7305	LIABILITY INSURANCE	322	312	250	250	250	326
570-7401	ESC	73,348	74,316	82,500	82,500	110,000	82,500
570-7402	CHDO	347,490	33,250	105,000	105,000	205,000	115,000
570-7403	HSTCDC	524	0	0	0	0	0
570-7404	JAHFH	81,178	86,786	118,950	118,950	180,000	120,000
*	OTHER PURCHASES/SERVICES	503,686	195,190	307,700	307,700	496,250	318,826
**	HOME CONSORTIUM	561,540	241,861	368,914	368,914	555,985	377,626

CITY OF JOPLIN
PROPOSED BUDGET EXPENDITURES
FOR FISCAL YEAR 2019

ACCOUNT	ACCOUNT DESCRIPTION	FY 2016 ACTUAL EXPENSES	FY 2017 ACTUAL EXPENSES	FY 2018 BUDGETED EXPENSES	FY 2018 ADJ BUDGET EXPENSES	FY 2018 ESTIMATED EXPENSES	FY 2019 PROPOSED EXPENSES
FUND 150 COMMUNITY PLANNING							
DEPT 15 COMMUNITY PLANNING							
DIV 25 NEIGHBORHOOD STABILIZAT							
570-6005	TRAVEL EXPENSES	0	0	0	0	0	0
*	OPERATIONAL SUPPLIES	0	0	0	0	0	0
570-7416	NEIGHBORHOOD STABILIZAT	73,508	115,925	0	0	18,769	0
*	OTHER PURCHASES/SERVICES	73,508	115,925	0	0	18,769	0
**	NEIGHBORHOOD STABILIZAT	73,508	115,925	0	0	18,769	0

CITY OF JOPLIN
PROPOSED BUDGET EXPENDITURES
FOR FISCAL YEAR 2019

ACCOUNT	ACCOUNT DESCRIPTION	FY 2016 ACTUAL EXPENSES	FY 2017 ACTUAL EXPENSES	FY 2018 BUDGETED EXPENSES	FY 2018 ADJ BUDGET EXPENSES	FY 2018 ESTIMATED EXPENSES	FY 2019 PROPOSED EXPENSES
FUND 150	COMMUNITY PLANNING						
DEPT 15	COMMUNITY PLANNING						
DIV 91	GRANTS - STATE						
570-1010	REGULAR-FT	90,149	138,225	86,207	86,427	86,427	87,223
570-1020	OVERTIME-FT	0	2	0	0	0	0
570-1505	HOLIDAY PAY	2,329	2,893	0	0	0	0
570-1510	LONGEVITY PAY	2,503	4,849	914	914	914	1,183
570-1520	VACATION PAY	3,999	3,995	0	0	0	0
570-1535	AUTO ALLOWANCE	1,701	2,118	1,204	1,204	1,204	752
570-1540	COMPENSATION TIME PAY	0	41	0	0	0	0
570-1565	SICK PAY	670	1,497	0	0	0	0
570-1570	FLOATING HOLIDAY PAY	582	800	0	0	0	0
570-1575	CITIZENSHIP LEAVE PAY	0	0	0	0	0	0
570-1595	CELL PHONE ALLOWANCE	466	546	313	313	313	313
570-1605	HEALTH INSURANCE	13,038	23,602	13,264	13,264	13,264	11,824
570-1610	WORKER'S COMPENSATION	383	529	472	472	472	152
570-1615	FICA EXPENSE	7,634	11,095	6,495	6,495	6,495	6,754
570-1625	LAGERS RETIREMENT EXPENSE	15,161	20,981	12,055	12,055	12,055	11,363
570-1635	DEFERRED COMP EXPENSE	2,394	2,386	2,257	2,257	2,257	2,257
570-1640	LIFE INSURANCE EXPENSE	211	305	182	182	182	187
570-1645	DENTAL INSURANCE	560	1,009	477	477	477	421
570-1650	DISABILITY INSURANCE-REG	319	469	284	284	284	285
570-1755	STAFF HEALTH CLUB REIMB	12	22	0	0	0	0
*	PERSONNEL SERVICES	142,111	215,364	124,124	124,344	124,344	122,714
570-2110	COMPUTER SOFTWARE	17,020	0	3,000	3,000	3,000	0
570-2120	GENERAL OFFICE SUPPLIES	562	439	750	750	500	500
570-2130	SMALL OFFICE FURNISHINGS	0	0	200	200	200	200
570-2205	FOOD & BEVERAGE SUPPLIES	0	0	100	100	100	100
570-2715	GIS PROJECT SUPPLIES	0	0	0	0	0	1,000
570-2855	FACILITY RENT ALLOCATION	4,630	0	3,736	3,736	3,736	3,736
570-3015	TELEPHONE CHARGES	648	371	550	550	600	600
570-3210	FREIGHT & DELIVERY	0	53	0	0	0	0
570-5010	CONSULTING FEES	7,832	65,267	185,000	185,000	185,000	20,000
570-5265	MAINTENANCE CONTRACTS/AGR	6,600	4,595	9,000	9,000	9,000	11,400
570-6005	TRAVEL EXPENSES	1,524	988	1,200	1,200	1,174	1,500
570-6010	CONFERENCES & SEMINARS	295	20	500	500	500	500
570-6105	DUES & MEMBERSHIPS	480	0	500	500	220	300
*	OPERATIONAL SUPPLIES	39,591	71,733	204,536	204,536	204,030	39,836
570-7005	PRINTING SERVICES	0	125	200	200	100	150
570-7020	LEGAL NOTICES	0	0	500	500	500	500
570-7030	FEES & PERMITS	103	0	100	100	100	100
570-7305	LIABILITY INSURANCE	403	390	313	313	313	408

CITY OF JOPLIN
PROPOSED BUDGET EXPENDITURES
FOR FISCAL YEAR 2019

ACCOUNT	ACCOUNT DESCRIPTION	FY 2016 ACTUAL EXPENSES	FY 2017 ACTUAL EXPENSES	FY 2018 BUDGETED EXPENSES	FY 2018 ADJ BUDGET EXPENSES	FY 2018 ESTIMATED EXPENSES	FY 2019 PROPOSED EXPENSES
FUND 150 COMMUNITY PLANNING							
DEPT 15 COMMUNITY PLANNING							
DIV 91 GRANTS - STATE							
*	OTHER PURCHASES/SERVICES	506	515	1,113	1,113	1,013	1,158
570-8220	OPERATING EQUIPMENT	0	0	0	0	0	50,000
570-8315	COMPUTER EQUIPMENT	0	832	0	0	0	0
*	CAPITAL OUTLAY & IMPROVE	0	832	0	0	0	50,000
**	GRANTS - STATE	182,208	288,444	329,773	329,993	329,387	213,708
***	COMMUNITY PLANNING	11,354,955	9,917,469	9,684,422	9,690,612	8,353,493	8,050,468
****	COMMUNITY PLANNING	11,354,955	9,917,469	9,684,422	9,690,612	8,353,493	8,050,468

Community Planning

2018-2019 Department Staffing

Division	FTE	Position
Administration	0.30	Director of Planning, Dev. & Neighborhood Services
	0.30	Asst. Dir. of Planning, Dev. & Neighborhood Services
	1.00	Planner
	0.40	Community Development Assistant
	0.40	Senior Clerk
Planning & Zoning	0.15	Director of Planning, Dev. & Neighborhood Services
	0.15	Asst. Dir. of Planning, Dev. & Neighborhood Services
	0.15	Community Development Assistant
	0.15	Senior Clerk
Home Consortium	0.20	Director of Planning, Dev. & Neighborhood Services
	0.20	Asst. Dir. of Planning, Dev. & Neighborhood Services
	0.20	Community Development Assistant
	0.20	Senior Clerk
CDBG-DR II Special Allocation	7.00	CDBG Project Manager
Grants - State	0.25	Director of Planning, Dev. & Neighborhood Services
	0.25	Asst. Dir. of Planning, Dev. & Neighborhood Services
	1.00	Planner
	0.25	Community Development Assistant
	0.25	Senior Clerk
	12.80	**Total FTE**

Capital Expenditures

Division			
Grants - State	Replacement Traffic Counter (5)	$	15,000
	Survey Equipment		35,000
		$	50,000


CITY OF JOPLIN
STATE OF MISSOURI
ZINC IS KING

Economic Development


CITY OF JOPLIN
STATE OF MISSOURI
ZINC IS KING
ADOPTED 1911

Economic Development

Fund Balance Projection

	FY 2017 Actuals	FY 2018 Adjusted Budget	FY 2018 Estimated Actuals	FY 2019 Proposed Budget
REVENUES				
Other Income & Donations	$ 40,906	$ 38,000	$ 36,300	$ 25,000
TOTAL REVENUES	**$ 40,906**	**$ 38,000**	**$ 36,300**	**$ 25,000**
EXPENDITURES				
Economic Development Projects	$ 120,000	$ -	$ -	$ -
TOTAL EXPENDITURES	**$ 120,000**	**$ -**	**$ -**	**$ -**
EXCESS REVENUES OVER (UNDER) EXPENDITURES	**$ (79,094)**	**$ 38,000**	**$ 36,300**	**$ 25,000**
OTHER FINANCING SOURCES (USES)				
Transfers In	$ -	$ -	$ -	$ -
Transfers Out	-	-	-	-
TOTAL OTHER FINANCING SOURCES (USES)	$ -	$ -	$ -	$ -
NET CHANGE IN FUND BALANCE	**$ (79,094)**	**$ 38,000**	**$ 36,300**	**$ 25,000**
FUND BALANCE, BEGINNING OF YEAR	**$ 3,845,047**	**$ 3,765,953**	**$ 3,765,953**	**$ 3,802,253**
FUND BALANCE, END OF YEAR	**$ 3,765,953**	**$ 3,803,953**	**$ 3,802,253**	**$ 3,827,253**
FUND BALANCE SUMMARY:				
Reserved for Loans Receivable	$ 2,654,057	$ 2,654,057	$ 2,219,057	$ 2,219,057
Unrestricted Fund Balance	1,111,896	1,149,896	1,583,196	1,608,196
TOTAL FUND BALANCE SUMMARY	**$ 3,765,953**	**$ 3,803,953**	**$ 3,802,253**	**$ 3,827,253**

CITY OF JOPLIN
PROPOSED BUDGET REVENUE
FOR FISCAL YEAR 2019

ACCOUNT	ACCOUNT DESCRIPTION	FY 2016 ACTUAL REVENUE	FY 2017 ACTUAL REVENUE	FY 2018 BUDGETED REVENUE	FY 2018 ADJ BUDGET REVENUE	FY 2018 ESTIMATED REVENUE	FY 2019 PROPOSED REVENUE
FUND 160	ECONOMIC DEVELOPMENT						
450-0103	INVESTMENTS	0	0	0	0	0	0
450-0106	LABARGE LOAN INTEREST	0	0	0	0	0	0
450-0118	ONSHORE LOAN INTEREST	0	0	0	0	0	0
450-0119	ABLE BODY LOAN INTEREST	41,781	40,906	38,000	38,000	36,300	25,000
450-0204	GAIN/LOSS ON INVESTMENTS	0	0	0	0	0	0
450-0611	OTHER INCOME	0	0	0	0	0	0
*	OTHER INCOME/DONATIONS	41,781	40,906	38,000	38,000	36,300	25,000
460-0201	GENERAL FUND SUBSIDY	0	0	0	0	0	0
*	TRANSFERS/SUBSIDIES	0	0	0	0	0	0
**	ECONOMIC DEVELOPMENT	41,781	40,906	38,000	38,000	36,300	25,000

CITY OF JOPLIN
PROPOSED BUDGET EXPENDITURES
FOR FISCAL YEAR 2019

ACCOUNT	ACCOUNT DESCRIPTION	FY 2016 ACTUAL EXPENSES	FY 2017 ACTUAL EXPENSES	FY 2018 BUDGETED EXPENSES	FY 2018 ADJ BUDGET EXPENSES	FY 2018 ESTIMATED EXPENSES	FY 2019 PROPOSED EXPENSES
FUND 160 ECONOMIC DEVELOPMENT							
DEPT 05 CITY MANAGER							
DIV 86 ECONOMIC DEV PROJECTS							
500-8685	ECONOMIC DEVELOPMENT	0	120,000	0	0	0	0
*	CAPITAL OUTLAY & IMPROVE	0	120,000	0	0	0	0
**	ECONOMIC DEV PROJECTS	0	120,000	0	0	0	0
***	CITY MANAGER	0	120,000	0	0	0	0
****	ECONOMIC DEVELOPMENT	0	120,000	0	0	0	0


CITY OF JOPLIN
STATE OF MISSOURI
ZINC IS KING

Economic Development

2018-2019 Department Staffing

Capital Expenditures


CITY OF JOPLIN
STATE OF MISSOURI
LIND IS KING

Debt Service


CITY OF JOPLIN
STATE OF MISSOURI
ADOPTED 1911

Debt Service

Fund Balance Projection

	FY 2017 Actuals	FY 2018 Adjusted Budget	FY 2018 Estimated Actuals	FY 2019 Proposed Budget
REVENUES				
Charges & Assessments	$ 150,000	$ 150,000	$ 150,000	$ 150,000
Other Income & Donations	(1)	-	-	-
Bond Proceeds	-	-	-	-
TOTAL REVENUES	**$ 149,999**	**$ 150,000**	**$ 150,000**	**$ 150,000**
EXPENDITURES				
City Hall Acquisition	$ 2,844,932	$ -	$ 818	$ 818
Joe Becker Renovation	150,956	147,206	147,206	149,956
TOTAL EXPENDITURES	**$ 2,995,888**	**$ 147,206**	**$ 148,024**	**$ 150,774**
EXCESS REVENUES OVER (UNDER) EXPENDITURES	**$ (2,845,889)**	**$ 2,794**	**$ 1,976**	**$ (774)**
OTHER FINANCING SOURCES (USES)				
Transfers In	$ 2,838,577	$ -	$ -	$ -
Transfers Out	-	-	-	-
TOTAL OTHER FINANCING SOURCES (USES)	**$ 2,838,577**	**$ -**	**$ -**	**$ -**
NET CHANGE IN FUND BALANCE	**$ (7,312)**	**$ 2,794**	**$ 1,976**	**$ (774)**
FUND BALANCE, BEGINNING OF YEAR	**$ 96,640**	**$ 89,328**	**$ 89,328**	**$ 91,304**
FUND BALANCE, END OF YEAR	**$ 89,328**	**$ 92,122**	**$ 91,304**	**$ 90,530**
FUND BALANCE SUMMARY:				
Reserved Fund Balance	$ -	$ -	$ -	$ -
Unrestricted Fund Balance	89,328	92,122	91,304	90,530
TOTAL FUND BALANCE SUMMARY	**$ 89,328**	**$ 92,122**	**$ 91,304**	**$ 90,530**

CITY OF JOPLIN
PROPOSED BUDGET REVENUE
FOR FISCAL YEAR 2019

ACCOUNT	ACCOUNT DESCRIPTION	FY 2016 ACTUAL REVENUE	FY 2017 ACTUAL REVENUE	FY 2018 BUDGETED REVENUE	FY 2018 ADJ BUDGET REVENUE	FY 2018 ESTIMATED REVENUE	FY 2019 PROPOSED REVENUE
FUND 205	DEBT SERVICE FUND						
440-1001	CITY HALL RENT ASSESSMENT	433,094	0	0	0	0	0
440-1002	CITY FACILITY RENT ASSESS	150,000	150,000	150,000	150,000	150,000	150,000
*	CHARGES & ASSESSMENTS	583,094	150,000	150,000	150,000	150,000	150,000
450-0113	BOND ESCROW FUNDS	1	1-	0	0	0	0
450-0627	BOND PREMIUM	0	0	0	0	0	0
*	OTHER INCOME/DONATIONS	1	1-	0	0	0	0
460-0301	TRANSFER IN	0	2,838,577	0	0	0	0
*	TRANSFERS/SUBSIDIES	0	2,838,577	0	0	0	0
498-0101	BOND PROCEEDS	0	0	0	0	0	0
*	LOCAL GRANTS	0	0	0	0	0	0
**	DEBT SERVICE FUND	583,095	2,988,576	150,000	150,000	150,000	150,000

CITY OF JOPLIN
PROPOSED BUDGET EXPENDITURES
FOR FISCAL YEAR 2019

ACCOUNT	ACCOUNT DESCRIPTION	FY 2016 ACTUAL EXPENSES	FY 2017 ACTUAL EXPENSES	FY 2018 BUDGETED EXPENSES	FY 2018 ADJ BUDGET EXPENSES	FY 2018 ESTIMATED EXPENSES	FY 2019 PROPOSED EXPENSES
FUND 205 DEBT SERVICE FUND							
DEPT 87 DEBT SERVICE							
DIV 03 CITY HALL ACQUISITION							
500-7110	INTEREST EXPENSE	78,096	108,577	0	0	0	0
500-7165	BOND PRINCIPAL FEE	355,000	2,730,000	0	0	0	0
500-7310	BOND AGENT COSTS	2,705	6,355	0	0	818	818
*	OTHER PURCHASES/SERVICES	435,801	2,844,932	0	0	818	818
**	CITY HALL ACQUISITION	435,801	2,844,932	0	0	818	818

CITY OF JOPLIN
PROPOSED BUDGET EXPENDITURES
FOR FISCAL YEAR 2019

ACCOUNT	ACCOUNT DESCRIPTION	FY 2016 ACTUAL EXPENSES	FY 2017 ACTUAL EXPENSES	FY 2018 BUDGETED EXPENSES	FY 2018 ADJ BUDGET EXPENSES	FY 2018 ESTIMATED EXPENSES	FY 2019 PROPOSED EXPENSES
FUND 205 DEBT SERVICE FUND							
DEPT 87 DEBT SERVICE							
DIV 04 JOE BECKER STADIUM RENOVA							
500-7110	INTEREST EXPENSE	73,800	71,700	69,450	69,450	69,450	67,200
500-7155	COST OF ISSUANCE FEES	0	1,500	0	0	0	0
500-7165	BOND PRINCIPAL FEE	70,000	75,000	75,000	75,000	75,000	80,000
500-7310	BOND AGENT COSTS	2,756	2,756	2,756	2,756	2,756	2,756
*	OTHER PURCHASES/SERVICES	146,556	150,956	147,206	147,206	147,206	149,956
**	JOE BECKER STADIUM RENOVA	146,556	150,956	147,206	147,206	147,206	149,956
***	DEBT SERVICE	582,357	2,995,888	147,206	147,206	148,024	150,774
****	DEBT SERVICE FUND	582,357	2,995,888	147,206	147,206	148,024	150,774

Debt Service

2018-2019 Department Staffing

Capital Expenditures


CITY OF JOPLIN
STATE OF MISSOURI
ZINC IS KING

Infrastructure Improvements


CITY OF JOPLIN
STATE OF MISSOURI
ZINC IS KING
ADOPTED 1911

Infrastructure Improvements

Fund Balance Projection

	FY 2017 Actuals	FY 2018 Adjusted Budget	FY 2018 Estimated Actuals	FY 2019 Proposed Budget
REVENUES				
Charges & Assessments	$ -	$ -	$ -	$ -
Other Income & Donations	-	-	-	-
Federal Grants	11,248,098	38,674,950	40,464,647	5,425,000
State Grants	18,834	10,000	10,000	90,000
Local Grants	40,000	-	-	-
TOTAL REVENUES	**$ 11,306,932**	**$ 38,684,950**	**$ 40,474,647**	**$ 5,515,000**
EXPENDITURES				
Infrastructure Projects	$ 21,303,934	$ 41,939,368	$ 40,232,099	$ 5,175,000
TOTAL EXPENDITURES	**$ 21,303,934**	**$ 41,939,368**	**$ 40,232,099**	**$ 5,175,000**
EXCESS REVENUES OVER (UNDER) EXPENDITURES	**$ (9,997,002)**	**$ (3,254,418)**	**$ 242,548**	**$ 340,000**
OTHER FINANCING SOURCES (USES)				
Transfers In	$ -	$ -	$ -	$ -
Transfers Out	-	-	-	-
TOTAL OTHER FINANCING SOURCES (USES)	**$ -**	**$ -**	**$ -**	**$ -**
NET CHANGE IN FUND BALANCE	**$ (9,997,002)**	**$ (3,254,418)**	**$ 242,548**	**$ 340,000**
FUND BALANCE, BEGINNING OF YEAR	**$ 292,681**	**$ (9,704,321)**	**$ (9,704,321)**	**$ (9,461,773)**
FUND BALANCE, END OF YEAR	**$ (9,704,321)**	**$ (12,958,739)**	**$ (9,461,773)**	**$ (9,121,773)**
FUND BALANCE SUMMARY:				
Reserved Fund Balance	$ -	$ -	$ -	$ -
Unrestricted Fund Balance*	(9,704,321)	(12,958,739)	(9,461,773)	(9,121,773)
TOTAL FUND BALANCE SUMMARY	**$ (9,704,321)**	**$ (12,958,739)**	**$ (9,461,773)**	**$ (9,121,773)**

*Fund Balance is negative due to the timing of grant reimbursements, which is reflected on the balance sheet as deferred grant revenue.

CITY OF JOPLIN
PROPOSED BUDGET REVENUE
FOR FISCAL YEAR 2019

ACCOUNT	ACCOUNT DESCRIPTION	FY 2016 ACTUAL REVENUE	FY 2017 ACTUAL REVENUE	FY 2018 BUDGETED REVENUE	FY 2018 ADJ BUDGET REVENUE	FY 2018 ESTIMATED REVENUE	FY 2019 PROPOSED REVENUE
FUND 305	INFRASTRUCTURE IMPROVE						
450-0103	INVESTMENTS	0	0	0	0	0	0
450-0204	GAIN/LOSS ON INVESTMENTS	0	0	0	0	0	0
450-0306	OTHER DONATIONS	841	0	0	0	0	0
450-0405	SALE OF REAL PROPERTY	0	0	0	0	0	0
450-0508	PROPERTY LEASE INCOME	0	0	0	0	0	0
*	OTHER INCOME/DONATIONS	841	0	0	0	0	0
470-0205	FEDERAL TRANS-MODOT	0	0	256,825	256,825	256,825	0
470-0206	DNR RECREATIONAL TRAILS	4,169	4,963	0	0	723	0
470-0208	STIMULUS 2009-TRAIL GRANT	0	0	0	0	0	0
470-0211	TIGER II GRANT	0	0	0	0	0	0
470-0213	DNR TREE GRANT	0	0	0	0	0	0
470-0215	STP GRANT	0	0	0	0	0	0
470-0625	CDBG GRANT-2015	441,011	35,189	300,000	300,000	50,000	0
470-0626	CDBG GRANT-2016	0	105,716	0	0	125,000	125,000
470-0627	CDBG GRANT-2017	0	0	0	0	200,000	250,000
470-0632	2012 CDBG SPECIAL FED ALL	2,134,775	2,420,452	10,000,000	10,000,000	10,239,370	0
470-0633	2013 CDBG-DR SPECIAL ALLO	9,536,281	8,681,778	28,118,125	28,118,125	29,592,729	5,050,000
470-0645	STATE ALLOCATION GRANT	1,062,212	0	0	0	0	0
470-0650	HUD STREETSCAPE II	0	0	0	0	0	0
*	FEDERAL GRANTS	13,178,448	11,248,098	38,674,950	38,674,950	40,464,647	5,425,000
480-0407	MODOT PARTICIPATION GRANT	0	0	0	0	0	0
480-0804	DNR STORM DRAIN GRANT	0	0	0	0	0	0
480-1101	METRO PLANNING GRANT	0	0	0	0	0	80,000
480-1202	CONSERVATION-TRIM GRANT	25,000	18,834	10,000	10,000	10,000	10,000
*	STATE GRANTS	25,000	18,834	10,000	10,000	10,000	90,000
490-0209	LOCAL GOVT PARTICIPATING	0	40,000	0	0	0	0
*	LOCAL GRANTS	0	40,000	0	0	0	0
**	INFRASTRUCTURE IMPROVE	13,204,289	11,306,932	38,684,950	38,684,950	40,474,647	5,515,000

CITY OF JOPLIN
PROPOSED BUDGET EXPENDITURES
FOR FISCAL YEAR 2019

ACCOUNT	ACCOUNT DESCRIPTION	FY 2016 ACTUAL EXPENSES	FY 2017 ACTUAL EXPENSES	FY 2018 BUDGETED EXPENSES	FY 2018 ADJ BUDGET EXPENSES	FY 2018 ESTIMATED EXPENSES	FY 2019 PROPOSED EXPENSES
FUND 305	INFRASTRUCTURE IMPROVE						
DEPT 45	PUBLIC WORKS						
DIV 50	INFRASTRUCTURE PROJECTS						
530-1010	REGULAR-FT	52,950	96,384	100,000	100,000	100,000	100,000
530-1020	OVERTIME-FT	0	0	0	0	0	0
530-1505	HOLIDAY PAY	425	127	0	0	0	0
530-1510	LONGEVITY PAY	678	1,482	0	0	0	0
530-1520	VACATION PAY	373	45	0	0	0	0
530-1535	AUTO ALLOWANCE	1,362	1,524	0	0	0	0
530-1565	SICK PAY	697	117	0	0	0	0
530-1570	FLOATING HOLIDAY PAY	72	12	0	0	0	0
530-1595	CELL PHONE ALLOWANCE	307	437	0	0	0	0
530-1605	HEALTH INSURANCE	7,956	13,433	0	0	0	0
530-1610	WORKER'S COMPENSATION	184	254	0	0	0	0
530-1615	FICA EXPENSE	4,055	7,100	0	0	0	0
530-1625	LAGERS RETIREMENT EXPENSE	7,418	10,619	0	0	0	0
530-1635	DEFERRED COMP EXPENSE	1,442	1,983	0	0	0	0
530-1640	LIFE INSURANCE EXPENSE	115	159	0	0	0	0
530-1645	DENTAL INSURANCE	272	290	0	0	0	0
530-1650	DISABILITY INSURANCE-REG	168	245	0	0	0	0
530-1755	STAFF HEALTH CLUB REIMB	15	15	0	0	0	0
*	PERSONNEL SERVICES	78,489	134,226	100,000	100,000	100,000	100,000
530-8005	BUILDING ACQUISITIONS	231,309	1,474,052	4,000,000	6,859,907	5,150,000	0
530-8010	BUILDING IMPROVEMENTS	35,761	0	0	0	0	0
530-8105	LAND ACQUISITIONS	207	19,687	50,000	50,000	1,000	25,000
530-8120	TREE CITY USA	43,888	24,948	25,000	25,000	25,000	25,000
530-8505	PARK IMPROVEMENTS	0	0	0	0	0	0
530-8635	SIDEWALK PROJECTS	1,558,503	3,944,106	100,000	268,319	2,000,000	100,000
530-8636	PARK PROJECT	4,916,867	62,904	0	0	0	0
530-8637	TRAIL PROJECTS	374,550	177,142	1,218,651	1,329,463	1,218,651	0
530-8650	STREET PROJECTS	3,891,634	8,854,709	32,300,002	32,543,151	28,543,151	4,925,000
530-8651	DONATED STREETS	0	0	0	0	0	0
530-8655	BRIDGE PROJECTS	2,026	0	0	0	0	0
530-8660	TRAFFIC SIGNAL PROJECTS	5,643	437,094	0	13,528	94,297	0
530-8665	STORM WATER PROJECTS	1,389,589	4,207,809	450,000	450,000	2,500,000	0
530-8670	TREE PLANTING	0	0	0	0	0	0
530-8720	STREETSCAPE PROJECT	1,344,046	1,967,257	300,000	300,000	600,000	0
*	CAPITAL OUTLAY & IMPROVE	13,794,023	21,169,708	38,443,653	41,839,368	40,132,099	5,075,000
530-9699	ENGINEERING FEE TRANSFER	0	0	0	0	0	0
*	OTHER FINANCING USES	0	0	0	0	0	0
**	INFRASTRUCTURE PROJECTS	13,872,512	21,303,934	38,543,653	41,939,368	40,232,099	5,175,000

CITY OF JOPLIN
PROPOSED BUDGET EXPENDITURES
FOR FISCAL YEAR 2019

ACCOUNT	ACCOUNT DESCRIPTION	FY 2016 ACTUAL EXPENSES	FY 2017 ACTUAL EXPENSES	FY 2018 BUDGETED EXPENSES	FY 2018 ADJ BUDGET EXPENSES	FY 2018 ESTIMATED EXPENSES	FY 2019 PROPOSED EXPENSES
FUND 305	INFRASTRUCTURE IMPROVE						
DEPT 45	PUBLIC WORKS						
DIV 50	INFRASTRUCTURE PROJECTS						
***	PUBLIC WORKS	13,872,512	21,303,934	38,543,653	41,939,368	40,232,099	5,175,000
****	INFRASTRUCTURE IMPROVE	13,872,512	21,303,934	38,543,653	41,939,368	40,232,099	5,175,000

Infrastructure Improvements

2018-2019 Department Staffing

Capital Expenditures

Division		
Land Acquisitions	Infrastructure #1 & #2 ROW - CDBG-DR	$ 25,000
Tree City USA	Tree Inventory	25,000
Sidewalk Projects	Sidewalk Projects	100,000
Street Projects	CDBG Entitlement Infrastructure	375,000
	Infrastructure #1 & #2 - CDBG-DR	4,550,000
		$ 5,075,000


CITY OF JOPLIN
STATE OF MISSOURI
LYING IS A SIN
ADOPTED 1911

Revolving Public Improvements


CITY OF JOPLIN
STATE OF MISSOURI
ZINC IS KING
ADOPTED 1917

Revolving Public Improvements

Fund Balance Projection

	FY 2017 Actuals	FY 2018 Adjusted Budget	FY 2018 Estimated Actuals	FY 2019 Proposed Budget
REVENUES				
Charges & Assessments	$ 33,107	$ 30,000	$ 30,000	$ 30,000
Other Income & Donations	1,959	3,750	-	-
TOTAL REVENUES	**$ 35,066**	**$ 33,750**	**$ 30,000**	**$ 30,000**
EXPENDITURES				
Special Assessment Projects	$ 72,198	$ 170,750	$ 68,250	$ 68,250
TOTAL EXPENDITURES	**$ 72,198**	**$ 170,750**	**$ 68,250**	**$ 68,250**
EXCESS REVENUES OVER (UNDER) EXPENDITURES	**$ (37,132)**	**$ (137,000)**	**$ (38,250)**	**$ (38,250)**
OTHER FINANCING SOURCES (USES)				
Transfers In	$ -	$ -	$ -	$ -
Transfers Out	-	-	-	-
TOTAL OTHER FINANCING SOURCES (USES)	$ -	$ -	$ -	$ -
NET CHANGE IN FUND BALANCE	**$ (37,132)**	**$ (137,000)**	**$ (38,250)**	**$ (38,250)**
FUND BALANCE, BEGINNING OF YEAR	**$ 865,685**	**$ 828,553**	**$ 828,553**	**$ 790,303**
FUND BALANCE, END OF YEAR	**$ 828,553**	**$ 691,553**	**$ 790,303**	**$ 752,053**
FUND BALANCE SUMMARY:				
Reserved Fund Balance	$ -	$ -	$ -	$ -
Unrestricted Fund Balance	828,553	691,553	790,303	752,053
TOTAL FUND BALANCE SUMMARY	**$ 828,553**	**$ 691,553**	**$ 790,303**	**$ 752,053**

CITY OF JOPLIN
PROPOSED BUDGET REVENUE
FOR FISCAL YEAR 2019

ACCOUNT	ACCOUNT DESCRIPTION	FY 2016 ACTUAL REVENUE	FY 2017 ACTUAL REVENUE	FY 2018 BUDGETED REVENUE	FY 2018 ADJ BUDGET REVENUE	FY 2018 ESTIMATED REVENUE	FY 2019 PROPOSED REVENUE
FUND 310	REVOLVING PUBLIC IMPROVE						
440-0601	SPECIAL TAX ASSESSMENTS	103,108-	29,294	25,000	25,000	25,000	25,000
440-0602	SPECIAL TAX INTEREST	5,561-	3,813	5,000	5,000	5,000	5,000
*	CHARGES & ASSESSMENTS	108,669-	33,107	30,000	30,000	30,000	30,000
450-0103	INVESTMENTS	3,750	2,497	3,750	3,750	0	0
450-0204	GAIN/LOSS ON INVESTMENTS	312-	538-	0	0	0	0
450-0611	OTHER INCOME	0	0	0	0	0	0
*	OTHER INCOME/DONATIONS	3,438	1,959	3,750	3,750	0	0
**	REVOLVING PUBLIC IMPROVE	105,231-	35,066	33,750	33,750	30,000	30,000

CITY OF JOPLIN
PROPOSED BUDGET EXPENDITURES
FOR FISCAL YEAR 2019

ACCOUNT	ACCOUNT DESCRIPTION	FY 2016 ACTUAL EXPENSES	FY 2017 ACTUAL EXPENSES	FY 2018 BUDGETED EXPENSES	FY 2018 ADJ BUDGET EXPENSES	FY 2018 ESTIMATED EXPENSES	FY 2019 PROPOSED EXPENSES
FUND 310 REVOLVING PUBLIC IMPROVE							
DEPT 45 PUBLIC WORKS							
DIV 60 SPECIAL ASSESSMNT PROJECT							
520-4115	OTHER PROPERTY REPAIRS	47,991	57,997	50,000	50,000	50,000	50,000
520-5040	COUNTY RECORDER FEES	438	903	750	750	750	750
*	OPERATIONAL SUPPLIES	48,429	58,900	50,750	50,750	50,750	50,750
520-7020	LEGAL NOTICES	9,555	8,748	10,000	10,000	10,000	10,000
520-7030	FEES & PERMITS	5,575	4,550	10,000	10,000	7,500	7,500
*	OTHER PURCHASES/SERVICES	15,130	13,298	20,000	20,000	17,500	17,500
520-8610	INFRASTRUCTURE IMPROVEMNT	0	0	100,000	100,000	0	0
*	CAPITAL OUTLAY & IMPROVE	0	0	100,000	100,000	0	0
**	SPECIAL ASSESSMNT PROJECT	63,559	72,198	170,750	170,750	68,250	68,250
***	PUBLIC WORKS	63,559	72,198	170,750	170,750	68,250	68,250
****	REVOLVING PUBLIC IMPROVE	63,559	72,198	170,750	170,750	68,250	68,250


CITY OF JOPLIN
STATE OF MISSOURI

Revolving Public Improvements

2018-2019 Department Staffing

Capital Expenditures


CITY OF JOPLIN
STATE OF MISSOURI
ZINC IS KING
ADOPTED 1911

EDA Grant


CITY OF JOPLIN
STATE OF MISSOURI
ZINC IS KING
ADOPTED 1911

EDA Grant

Fund Balance Projection

	FY 2017 Actuals	FY 2018 Adjusted Budget	FY 2018 Estimated Actuals	FY 2019 Proposed Budget
REVENUES				
Charges & Assessments	$ 28,120	$ -	$ -	$ -
Federal Grants	5,850,666	1,998,280	2,470,583	-
TIF Proceeds	-	-	-	-
Loan Proceeds	-	-	-	-
TOTAL REVENUES	**$ 5,878,786**	**$ 1,998,280**	**$ 2,470,583**	**$ -**
EXPENDITURES				
EDA Grant	$ 10,783,388	$ 3,889,816	$ 970,861	$ -
TOTAL EXPENDITURES	**$ 10,783,388**	**$ 3,889,816**	**$ 970,861**	**$ -**
EXCESS REVENUES OVER (UNDER) EXPENDITURES	**$ (4,904,602)**	**$ (1,891,536)**	**$ 1,499,722**	**$ -**
OTHER FINANCING SOURCES (USES)				
Transfers In	$ 2,128,759	$ 499,270	$ 499,270	$ -
Transfers Out	-	-	-	-
TOTAL OTHER FINANCING SOURCES (USES)	**$ 2,128,759**	**$ 499,270**	**$ 499,270**	**$ -**
NET CHANGE IN FUND BALANCE	**$ (2,775,843)**	**$ (1,392,266)**	**$ 1,998,992**	**$ -**
FUND BALANCE, BEGINNING OF YEAR	**$ 776,851**	**$ (1,998,992)**	**$ (1,998,992)**	**$ -**
FUND BALANCE, END OF YEAR	**$ (1,998,992)**	**$ (3,391,258)**	**$ -**	**$ -**
FUND BALANCE SUMMARY:				
Reserved Fund Balance	$ -	$ -	$ -	$ -
Unrestricted Fund Balance	(1,998,992)	(3,391,258)	-	-
TOTAL FUND BALANCE SUMMARY	**$ (1,998,992)**	**$ (3,391,258)**	**$ -**	**$ -**

CITY OF JOPLIN
PROPOSED BUDGET REVENUE
FOR FISCAL YEAR 2019

ACCOUNT	ACCOUNT DESCRIPTION	FY 2016 ACTUAL REVENUE	FY 2017 ACTUAL REVENUE	FY 2018 BUDGETED REVENUE	FY 2018 ADJ BUDGET REVENUE	FY 2018 ESTIMATED REVENUE	FY 2019 PROPOSED REVENUE
FUND 320	EDA GRANT						
440-0502	TRAFFIC MATERIAL REPAIRS	0	28,120	0	0	0	0
*	CHARGES & ASSESSMENTS	0	28,120	0	0	0	0
460-0301	TRANSFER IN	1,714,635	2,128,759	499,270	499,270	499,270	0
*	TRANSFERS/SUBSIDIES	1,714,635	2,128,759	499,270	499,270	499,270	0
470-0214	EDA LIBRARY GRANT	7,973,368	5,850,666	1,998,280	1,998,280	2,470,583	0
*	FEDERAL GRANTS	7,973,368	5,850,666	1,998,280	1,998,280	2,470,583	0
498-0101	BOND PROCEEDS	0	0	0	0	0	0
498-0102	LOAN PROCEEDS	0	0	0	0	0	0
*	LOCAL GRANTS	0	0	0	0	0	0
**	EDA GRANT	9,688,003	8,007,545	2,497,550	2,497,550	2,969,853	0

CITY OF JOPLIN
PROPOSED BUDGET EXPENDITURES
FOR FISCAL YEAR 2019

ACCOUNT	ACCOUNT DESCRIPTION	FY 2016 ACTUAL EXPENSES	FY 2017 ACTUAL EXPENSES	FY 2018 BUDGETED EXPENSES	FY 2018 ADJ BUDGET EXPENSES	FY 2018 ESTIMATED EXPENSES	FY 2019 PROPOSED EXPENSES
FUND 320	EDA GRANT						
DEPT 18	LIBRARY PROJECT						
DIV 90	GRANTS - FEDERAL						
500-1010	REGULAR-FT	14,558	25,442	10,000	10,000	1,712	0
500-1505	HOLIDAY PAY	0	0	0	0	0	0
500-1510	LONGEVITY PAY	45	365	0	0	123	0
500-1520	VACATION PAY	0	0	0	0	0	0
500-1525	RETIREMENT BENEFIT	0	0	0	0	0	0
500-1535	AUTO ALLOWANCE	776	1,279	500	500	69	0
500-1565	SICK PAY	0	0	0	0	0	0
500-1570	FLOATING HOLIDAY PAY	0	0	0	0	0	0
500-1595	CELL PHONE ALLOWANCE	135	222	150	150	12	0
500-1605	HEALTH INSURANCE	2,293	3,930	2,500	2,500	227	0
500-1610	WORKER'S COMPENSATION	45	68	25	25	4	0
500-1615	FICA EXPENSE	1,094	1,905	1,200	1,200	136	0
500-1625	LAGERS RETIREMENT EXPENSE	2,330	3,663	2,250	2,250	261	0
500-1635	DEFERRED COMP EXPENSE	327	533	250	250	29	0
500-1640	LIFE INSURANCE EXPENSE	32	52	25	25	4	0
500-1645	DENTAL INSURANCE	120	186	250	250	11	0
500-1650	DISABILITY INSURANCE-REG	49	79	100	100	6	0
500-1755	STAFF HEALTH CLUB REIMB	2	3	0	0	1	0
*	PERSONNEL SERVICES	21,806	37,727	17,250	17,250	2,595	0
500-2050	OPERATIONAL SUPPLIES	549	0	0	0	0	0
500-3210	FREIGHT & DELIVERY	286	279	0	0	197	0
500-6005	TRAVEL EXPENSES	2,725-	0	0	0	0	0
*	OPERATIONAL SUPPLIES	1,890-	279	0	0	197	0
500-7020	LEGAL NOTICES	4,779	295	300	300	0	0
*	OTHER PURCHASES/SERVICES	4,779	295	300	300	0	0
500-8005	BUILDING ACQUISITIONS	8,545,415	8,982,851	0	109,492	0	0
500-8125	LAND LEASE	40,291	40,291	0	0	0	0
500-8625	SANITARY SEWER EXTENSION	26,796	567,963	2,230,000	3,512,774	778,202	0
500-8650	STREET PROJECTS	215	1,153,982	250,000	250,000	189,867	0
*	CAPITAL OUTLAY & IMPROVE	8,612,717	10,745,087	2,480,000	3,872,266	968,069	0
**	GRANTS - FEDERAL	8,637,412	10,783,388	2,497,550	3,889,816	970,861	0
***	LIBRARY PROJECT	8,637,412	10,783,388	2,497,550	3,889,816	970,861	0
****	EDA GRANT	8,637,412	10,783,388	2,497,550	3,889,816	970,861	0


CITY OF JOPLIN
STATE OF MISSOURI
ZINC IS KING
Adopted 1911

EDA Grant

2018-2019 Department Staffing

Capital Expenditures


CITY OF JOPLIN
STATE OF MISSOURI
ADOPTED 1911

Regional Airport


CITY OF JOPLIN
STATE OF MISSOURI
ADOPTED 1911

Regional Airport

Fund Balance Projection

	FY 2017 Actuals	FY 2018 Adjusted Budget	FY 2018 Estimated Actuals	FY 2019 Proposed Budget
REVENUES				
Service Charges & User Fees	$ 737,385	$ 731,100	$ 829,780	$ 829,780
Other Income & Donations	15,071	1,500	2,400	17,000
Federal Grants	4,822,974	656,750	1,922,614	6,282,500
State Grants	15,592	-	15,966	15,966
TOTAL REVENUES	**$ 5,591,022**	**$ 1,389,350**	**$ 2,770,760**	**$ 7,145,246**
EXPENSES				
Regional Airport	$ 2,115,758	$ 3,013,837	$ 4,278,743	$ 8,899,393
(Less Fixed Assets)	-	(876,638)	(2,216,488)	(6,776,650)
TOTAL EXPENSES	**$ 2,115,758**	**$ 2,137,199**	**$ 2,062,255**	**$ 2,122,743**
EXCESS REVENUES OVER (UNDER) EXPENSES	**$ 3,475,264**	**$ (747,849)**	**$ 708,505**	**$ 5,022,503**
OTHER FINANCING SOURCES (USES)				
Transfers In	$ 850,000	$ 850,000	$ 850,000	$ 950,000
Transfers Out	(177,036)	(167,951)	(167,951)	(159,798)
TOTAL OTHER FINANCING SOURCES (USES)	**$ 672,964**	**$ 682,049**	**$ 682,049**	**$ 790,202**
NET CHANGE IN NET ASSETS	**$ 4,148,228**	**$ (65,800)**	**$ 1,390,554**	**$ 5,812,705**
NET ASSETS, BEGINNING OF YEAR	**$ 24,673,764**	**$ 28,821,992**	**$ 28,821,992**	**$ 30,212,546**
NET ASSETS, END OF YEAR	**$ 28,821,992**	**$ 28,756,192**	**$ 30,212,546**	**$ 36,025,251**
NET ASSETS SUMMARY:				
Invested in Capital Assets	$ 29,638,243	$ 29,394,881	$ 30,854,731	$ 36,631,381
Unrestricted Net Assets	(816,251)	(638,689)	(642,185)	(606,130)
TOTAL NET ASSETS SUMMARY	**$ 28,821,992**	**$ 28,756,192**	**$ 30,212,546**	**$ 36,025,251**

CITY OF JOPLIN
PROPOSED BUDGET REVENUE
FOR FISCAL YEAR 2019

ACCOUNT	ACCOUNT DESCRIPTION	FY 2016 ACTUAL REVENUE	FY 2017 ACTUAL REVENUE	FY 2018 BUDGETED REVENUE	FY 2018 ADJ BUDGET REVENUE	FY 2018 ESTIMATED REVENUE	FY 2019 PROPOSED REVENUE
FUND 405	AIRPORT						
430-1001	AIRLINE OPERATORS	12,687	12,687	12,700	12,700	12,700	12,700
430-1002	HANGER LEASE	103,230	103,275	103,500	103,500	103,500	103,500
430-1003	TIE-DOWN FEES	0	0	0	0	0	0
430-1004	CAR RENTAL AGENCY FEES	69,420	69,420	69,420	69,420	83,600	83,600
430-1005	AIRCRAFT STORAGE FEES	2,160	2,160	2,160	2,160	2,160	2,160
430-1006	AIRPORT ADVERTISING	0	0	0	0	500	500
430-1007	FIXED BASE OPERATOR	25,200	25,200	25,200	25,200	25,200	25,200
430-1008	FAA TOWER LEASE	24,627	24,627	24,600	24,600	24,600	24,600
430-1009	CLASSROOM BLDG/RENT FEE	25,611	25,947	25,900	25,900	25,900	25,900
430-1010	PORT-A-PORTS FEE	3,120	3,120	3,120	3,120	3,120	3,120
430-1011	FUEL RESALE CHARGES	23,818	30,998	30,000	30,000	34,500	34,500
430-1012	LAND LEASE	84,205	134,334	160,000	160,000	200,000	200,000
430-1014	PASSENGER FACILITY CHARGE	120,705	151,827	131,500	131,500	156,000	156,000
430-1015	LANDING FEE	22,639	20,858	22,000	22,000	27,000	27,000
430-1016	FACILITY CHARGE-CAR WASH	94,003	96,932	85,000	85,000	95,000	95,000
430-1017	CORPORATE HANGER LEASE	36,000	36,000	36,000	36,000	36,000	36,000
430-1404	VENDING MACHINE COMMISS	395	0	0	0	0	0
*	SERVICE CHARGES/USER FEES	647,820	737,385	731,100	731,100	829,780	829,780
450-0401	CITY RESALE PROCEEDS	2,700	0	0	0	0	0
450-0402	GAIN/LOSS-SALE OF PROP	23,958-	6,500	0	0	0	0
450-0406	SALE OF PROP & EQUIP	0	0	0	0	0	15,000
450-0604	INSURANCE CLAIM SETTLEMNT	65,874	4,852	0	0	0	0
450-0611	OTHER INCOME	0	3,719	1,500	1,500	2,400	2,000
*	OTHER INCOME/DONATIONS	44,616	15,071	1,500	1,500	2,400	17,000
460-0203	TRANSPORTATION FUND	850,000	850,000	850,000	850,000	850,000	950,000
*	TRANSFERS/SUBSIDIES	850,000	850,000	850,000	850,000	850,000	950,000
470-0207	FEMA-FEDERAL DISASTER	692-	0	0	0	0	0
470-0501	AIRPORT GRANT	1,708,470	4,749,856	0	631,750	1,897,614	6,182,500
470-0502	TRANSPORTATION SECURITY A	23,080	7,360	25,000	25,000	25,000	25,000
470-0503	FAA TOWER GRANT	0	0	0	0	0	0
470-0505	AIR SERVICE GRANT	108,923	65,758	0	0	0	75,000
*	FEDERAL GRANTS	1,839,781	4,822,974	25,000	656,750	1,922,614	6,282,500
480-1402	AIR TRAFFIC CONTROL COST	17,682	15,592	0	0	15,966	15,966
480-1403	STATE BLOCK GRANT	62,216	0	0	0	0	0
*	STATE GRANTS	79,898	15,592	0	0	15,966	15,966
**	AIRPORT	3,462,115	6,441,022	1,607,600	2,239,350	3,620,760	8,095,246

CITY OF JOPLIN
PROPOSED BUDGET EXPENDITURES
FOR FISCAL YEAR 2019

ACCOUNT	ACCOUNT DESCRIPTION	FY 2016 ACTUAL EXPENSES	FY 2017 ACTUAL EXPENSES	FY 2018 BUDGETED EXPENSES	FY 2018 ADJ BUDGET EXPENSES	FY 2018 ESTIMATED EXPENSES	FY 2019 PROPOSED EXPENSES
FUND 405 AIRPORT							
DEPT 50 PUBLIC TRANSPORTATION							
DIV 04 REGIONAL AIRPORT							
520-1010	REGULAR-FT	207,000	229,656	225,073	226,958	226,958	230,712
520-1020	OVERTIME-FT	11,269	13,331	10,000	10,000	10,000	10,000
520-1110	REGULAR-PT	44,469	31,282	50,000	50,000	50,000	50,000
520-1120	OVERTIME-PT	1,738	14	1,500	1,500	1,500	1,500
520-1505	HOLIDAY PAY	7,558	7,730	0	0	0	0
520-1510	LONGEVITY PAY	4,716	5,087	5,458	5,458	5,458	6,162
520-1520	VACATION PAY	13,583	13,944	0	0	0	0
520-1530	STANDBY PAY	10,961	2,772	5,000	5,000	5,000	5,000
520-1540	COMPENSATION TIME PAY	0	0	0	0	0	0
520-1565	SICK PAY	5,125	3,173	0	0	0	0
520-1570	FLOATING HOLIDAY PAY	1,947	2,146	0	0	0	0
520-1585	AIRPORT SECURITY DETAIL	25,710	24,345	25,000	25,000	25,000	25,000
520-1595	CELL PHONE ALLOWANCE	1,255	1,252	1,252	1,252	1,252	1,252
520-1605	HEALTH INSURANCE	67,618	68,694	72,454	72,454	72,454	66,921
520-1610	WORKER'S COMPENSATION	18,355	18,301	17,366	17,366	17,366	14,378
520-1615	FICA EXPENSE	22,344	21,958	20,347	20,347	20,347	21,219
520-1625	LAGERS RETIREMENT EXPENSE	49,656	39,804	33,562	33,562	33,562	32,147
520-1630	COMMUTER EXPENSE	34	2	0	0	0	0
520-1635	DEFERRED COMP EXPENSE	1,509	1,505	1,504	1,504	1,504	1,504
520-1640	LIFE INSURANCE EXPENSE	478	485	484	484	484	494
520-1645	DENTAL INSURANCE	2,887	2,826	2,898	2,898	2,898	2,747
520-1650	DISABILITY INSURANCE-REG	734	738	757	757	757	760
520-1805	OPEB BENEFIT EXPENSE	819	1,636	0	0	0	0
*	PERSONNEL SERVICES	499,765	490,681	472,655	474,540	474,540	469,796
520-2015	JANITORIAL SUPPLIES	8,516	5,976	5,000	5,000	7,000	7,000
520-2030	MAINTENANCE SUPPLIES	26	0	0	0	0	0
520-2040	HARDWARE SUPPLIES	150	151	150	150	150	150
520-2045	PAINT & PAINT SUPPLIES	4,011-	22,735	15,000	15,000	15,000	15,000
520-2050	OPERATIONAL SUPPLIES	8,443	9,365	7,000	7,000	8,000	8,000
520-2055	ELECTRICAL SUPPLIES	10,241	8,847	6,500	6,500	17,000	7,000
520-2105	COMPUTER SUPPLIES	351	496	2,000	2,000	1,000	4,300
520-2108	COMPUTER PERIPHERALS	0	0	0	0	0	0
520-2120	GENERAL OFFICE SUPPLIES	1,377	1,041	1,200	1,200	1,000	1,000
520-2125	SMALL OFFICE EQUIPMENT	0	0	0	0	0	0
520-2205	FOOD & BEVERAGE SUPPLIES	376	325	250	250	328	250
520-2210	RESALE CONCESSION SUPPLY	1,127	0	0	0	0	0
520-2605	CHEMICAL & LABORATORY SUP	2,786	2,863	3,500	3,500	3,000	3,000
520-2745	PORTABLE COMMUNICATION S	28	327	1,000	1,000	500	500
520-2805	PROMOTIONAL MATERIALS	1,381	664	1,500	1,500	1,000	1,000
520-2815	SPEC EVENTS & PROMOTIONS	821	119	1,000	1,000	1,000	1,000
520-2825	SAFETY EQUIPMENT	6,189	4,851	5,000	5,000	3,500	3,500
520-2835	EQUIPMENT LEASE & RENTAL	14,022	18,042	17,000	17,000	20,500	20,500

CITY OF JOPLIN
PROPOSED BUDGET EXPENDITURES
FOR FISCAL YEAR 2019

ACCOUNT	ACCOUNT DESCRIPTION	FY 2016 ACTUAL EXPENSES	FY 2017 ACTUAL EXPENSES	FY 2018 BUDGETED EXPENSES	FY 2018 ADJ BUDGET EXPENSES	FY 2018 ESTIMATED EXPENSES	FY 2019 PROPOSED EXPENSES
FUND 405 AIRPORT							
DEPT 50 PUBLIC TRANSPORTATION							
DIV 04 REGIONAL AIRPORT							
520-2845	LANDSCAPING MATERIALS	0	525	500	500	500	500
520-3005	ELECTRIC CHARGES	153,896	175,743	165,000	165,000	170,000	170,000
520-3010	GAS CHARGES	7,704	6,230	9,000	9,000	5,000	5,000
520-3015	TELEPHONE CHARGES	10,789	12,388	12,500	12,500	13,000	13,000
520-3020	WATER CHARGES	9,269	7,718	8,000	8,000	7,500	7,500
520-3025	CABLE CHARGES	0	0	0	0	1,709	1,800
520-3030	WASTEWATER CHARGES	2,383	2,474	2,200	2,200	2,500	2,500
520-3035	SANITATION CHARGES	3,943	4,158	4,200	4,200	4,200	4,200
520-3105	CELLULAR TELEPHONE	444	494	500	500	500	500
520-3115	FUEL,OIL,& DIESEL	9,352	11,885	10,000	10,000	14,000	12,875
520-3116	OUTSIDE AGENCY FUEL	272	168	500	500	500	500
520-3125	PEST CONTROL	3,240	3,240	3,240	3,240	3,240	3,240
520-3205	POSTAGE	128	32	50	50	50	50
520-3210	FREIGHT & DELIVERY	1,142	1,091	1,100	1,100	1,100	1,100
520-4105	PROPERTY REPAIRS & MAINT	15,202	10,481	15,000	15,000	15,000	15,000
520-4115	OTHER PROPERTY REPAIRS	41,993	17,317	12,500	14,270	30,000	16,000
520-4120	BUILDING REPAIRS	3,237	1,883	1,000	1,000	6,100	2,000
520-4125	GENERAL EQUIPMENT REPAIRS	21,513	7,375	5,500	5,500	6,500	6,500
520-4150	AIRPORT HANGAR REPAIRS	2,052	980	2,500	2,500	2,000	2,000
520-4210	CENTRAL GARAGE REPAIRS	35,447	35,878	25,000	25,000	30,000	28,500
520-4215	OTHER VEHICLE REPAIRS	75	0	0	0	0	0
520-5010	CONSULTING FEES	29,640	17,562	30,000	30,000	30,000	30,000
520-5120	JANITORIAL SERVICES	16,316	6,548	6,000	6,000	6,800	7,000
520-5205	LAUNDRY SERVICES	8,579	8,796	8,500	8,500	8,500	8,500
520-5225	MARKETING/PUBLIC RELATION	2,472	15,384	25,000	25,000	20,000	20,000
520-5265	MAINTENANCE CONTRACTS/AGR	46,874	50,008	48,000	48,000	51,500	51,500
520-6005	TRAVEL EXPENSES	4,017	2,573	3,500	3,500	3,500	3,000
520-6010	CONFERENCES & SEMINARS	5,334	3,542	3,500	3,500	3,500	3,000
520-6105	DUES & MEMBERSHIPS	3,452	4,357	4,000	4,000	4,000	4,000
520-6110	PUBLICATIONS & SUBSCRIPT	1,764	4,045	2,500	2,500	2,500	5,000
520-6115	EDUCATIONAL MATERIALS	5,500	7,550	6,000	6,000	6,000	6,000
*	OPERATIONAL SUPPLIES	497,852	496,227	481,390	483,160	528,677	502,965
520-7005	PRINTING SERVICES	0	0	0	0	0	0
520-7010	COPY SERVICES	2,173	1,967	2,000	2,000	1,500	1,500
520-7015	ADVERTISING	458	5,982	2,500	2,500	2,500	2,500
520-7020	LEGAL NOTICES	1,308	313	0	0	0	0
520-7030	FEES & PERMITS	326	558	550	550	589	590
520-7066	AIR SERVICE GRANT	116,499	77,778	0	0	0	82,500
520-7120	BAD DEBT EXPENSE	0	3,315	0	0	0	0
520-7125	DEPRECIATION EXPENSE	1,118,648	969,138	1,120,000	1,120,000	1,000,000	1,000,000
520-7305	LIABILITY INSURANCE	59,006	69,799	54,449	54,449	54,449	62,892

CITY OF JOPLIN
PROPOSED BUDGET EXPENDITURES
FOR FISCAL YEAR 2019

ACCOUNT	ACCOUNT DESCRIPTION	FY 2016 ACTUAL EXPENSES	FY 2017 ACTUAL EXPENSES	FY 2018 BUDGETED EXPENSES	FY 2018 ADJ BUDGET EXPENSES	FY 2018 ESTIMATED EXPENSES	FY 2019 PROPOSED EXPENSES
FUND 405 AIRPORT							
DEPT 50 PUBLIC TRANSPORTATION							
DIV 04 REGIONAL AIRPORT							
*	OTHER PURCHASES/SERVICES	1,298,418	1,128,850	1,179,499	1,179,499	1,059,038	1,149,982
520-8010	BUILDING IMPROVEMENTS	0	0	33,000	33,000	33,000	86,300
520-8015	FACILITY IMPROVEMENTS	0	0	50,000	155,000	155,000	82,000
520-8210	MOTOR VEHICLES	0	0	0	0	631,374	0
520-8215	ROLLING STOCK	0	0	0	0	0	55,850
520-8220	OPERATING EQUIPMENT	0	0	18,538	18,538	17,920	2,000
520-8315	COMPUTER EQUIPMENT	0	0	5,100	5,100	5,032	500
520-8810	CONSTRUCTION IN PROGRESS	0	0	0	665,000	1,374,162	6,550,000
*	CAPITAL OUTLAY & IMPROVE	0	0	106,638	876,638	2,216,488	6,776,650
520-9997	EMERG COMMUNICATION SERV	6,565	6,565	6,565	6,565	6,565	6,565
520-9999	TRANSFER TO GENERAL FUND	129,743	170,471	161,386	161,386	161,386	153,233
*	OTHER FINANCING USES	136,308	177,036	167,951	167,951	167,951	159,798
**	REGIONAL AIRPORT	2,432,343	2,292,794	2,408,133	3,181,788	4,446,694	9,059,191
***	PUBLIC TRANSPORTATION	2,432,343	2,292,794	2,408,133	3,181,788	4,446,694	9,059,191
****	AIRPORT	2,432,343	2,292,794	2,408,133	3,181,788	4,446,694	9,059,191


CITY OF JOPLIN
STATE OF MISSOURI
ZINC IS KING

Regional Airport

2018-2019 Department Staffing

Division	FTE	Position
Airport	1.00	Airport Manager
	1.00	Airport Operations Supervisor
	4.00	Airport Operations Worker
	0.75	Airport Operations Worker (1 Position)
	6.75	**Total Full-Time FTE**
Division	**P/T**	**Position**
Airport	1.40	Airport Operations Worker (2 Positions)
	0.40	Clerk (1 Shared Position)*
	1.80	**Total Part-Time FTE**
	8.55	**Total FTE**

*Part-Time Clerk position shared with Public Works: Engineering.

Capital Expenses

Division		
Airport	Upgrade Fire Barn for new ARFF Truck	$ 22,500
	Paint Mizzou Hangar	50,000
	Replacement Camera System Server	7,800
	Replacement Outside Camera (12)	6,000
	Parking Lot LED Conversation - Phase 2	55,000
	Additional Parking Lot Lamp Heads	10,000
	Gate Repair - Wyandotte & West Gate	8,500
	Gate Repair - Mizzou Gate	8,500
	Spreader Box	6,350
	Backhoe - Transfer from Streets	15,000
	Road Broom Attachment	5,000
	Replacement 1/2-Ton 4x4 Crew Cab Truck	29,500
	Automated External Defibrillator (AED)	2,000
	Computer Tablet	500
	Entrance Road Project	800,000
	Taxiway D Reconstruction	5,200,000
	Runway 18/36 Design	550,000
		$ 6,776,650


CITY OF JOPLIN
STATE OF MISSOURI
LIVING IS KING
ADOPTED 1911

Municipal Golf Course


CITY OF JOPLIN
STATE OF MISSOURI
1911

Municipal Golf Course

Fund Balance Projection

	FY 2017 Actuals	FY 2018 Adjusted Budget	FY 2018 Estimated Actuals	FY 2019 Proposed Budget
REVENUES				
Service Charges & User Fees	$ 527,679	$ 552,750	$ 534,810	$ 544,000
Charges & Assessments	2,870	10,000	12,000	12,000
Other Income & Donations	66,302	3,500	100,683	29,500
TOTAL REVENUES	**$ 596,851**	**$ 566,250**	**$ 647,493**	**$ 585,500**
EXPENSES				
Golf Administration	$ 337,492	$ 342,231	$ 354,853	$ 373,311
Grounds Maintenance	432,661	575,039	548,391	463,361
(Less Fixed Assets)	-	(167,394)	(157,699)	(128,680)
TOTAL EXPENSES	**$ 770,153**	**$ 749,876**	**$ 745,545**	**$ 707,992**
EXCESS REVENUES OVER (UNDER) EXPENSES	**$ (173,302)**	**$ (183,626)**	**$ (98,052)**	**$ (122,492)**
OTHER FINANCING SOURCES (USES)				
Transfers In	$ 77,000	$ 400,000	$ 400,000	$ -
Transfers Out	(20,060)	(26,929)	(26,929)	(22,954)
TOTAL OTHER FINANCING SOURCES (USES)	**$ 56,940**	**$ 373,071**	**$ 373,071**	**$ (22,954)**
NET CHANGE IN NET ASSETS	**$ (116,362)**	**$ 189,445**	**$ 275,019**	**$ (145,446)**
NET ASSETS, BEGINNING OF YEAR	**$ 268,162**	**$ 151,800**	**$ 151,800**	**$ 426,819**
NET ASSETS, END OF YEAR	**$ 151,800**	**$ 341,245**	**$ 426,819**	**$ 281,373**
NET ASSETS SUMMARY:				
Invested in Capital Assets	$ 594,166	$ 646,560	$ 638,365	$ 653,545
Unrestricted Net Assets	(442,366)	(305,315)	(211,546)	(372,172)
TOTAL NET ASSETS SUMMARY	**$ 151,800**	**$ 341,245**	**$ 426,819**	**$ 281,373**

CITY OF JOPLIN
PROPOSED BUDGET REVENUE
FOR FISCAL YEAR 2019

ACCOUNT	ACCOUNT DESCRIPTION	FY 2016 ACTUAL REVENUE	FY 2017 ACTUAL REVENUE	FY 2018 BUDGETED REVENUE	FY 2018 ADJ BUDGET REVENUE	FY 2018 ESTIMATED REVENUE	FY 2019 PROPOSED REVENUE
FUND 410	GOLF COURSE						
430-0605	FACILITY USE FEE	2,303	3,000	2,000	2,000	3,500	3,500
430-1101	GREEN FEES	188,808	197,914	223,000	223,000	200,000	210,000
430-1102	GOLF PROGRAM FEES	630	350	500	500	500	500
430-1104	CLUB RENTAL FEES	0	0	0	0	500	500
430-1105	CART RENTAL FEES	161,093	172,421	165,950	165,950	172,500	172,500
430-1106	CONCESSION INCOME	54,076	51,553	54,000	54,000	54,000	54,000
430-1107	MERCHANDISE SALES	44,545	44,918	45,000	45,000	40,000	40,000
430-1108	SEASON PASS FEE	51,398	48,940	56,300	56,300	58,000	58,000
430-1109	OTHER CHARGES	0	0	0	0	0	0
430-1404	VENDING MACHINE COMMISS	5,275	6,083	5,000	5,000	810	0
430-1405	ADVERTISING FEES	7,475	2,500	1,000	1,000	5,000	5,000
*	SERVICE CHARGES/USER FEES	515,603	527,679	552,750	552,750	534,810	544,000
440-0917	GOLF SIMULATOR CHARGES	0	2,870	10,000	10,000	12,000	12,000
*	CHARGES & ASSESSMENTS	0	2,870	10,000	10,000	12,000	12,000
450-0401	CITY RESALE PROCEEDS	2,500	533	0	0	0	0
450-0402	GAIN/LOSS-SALE OF PROP	0	47,734	0	0	0	0
450-0404	SALE/TRADE ALLOWANCE	0	0	0	0	0	0
450-0604	INSURANCE CLAIM SETTLEMNT	0	15,037	0	97,183	97,183	26,000
450-0611	OTHER INCOME	5,253	2,998	3,500	3,500	3,500	3,500
450-0628	GIFT CARD SALES	0	0	0	0	0	0
*	OTHER INCOME/DONATIONS	7,753	66,302	3,500	100,683	100,683	29,500
460-0201	GENERAL FUND SUBSIDY	200,000	77,000	400,000	400,000	400,000	0
*	TRANSFERS/SUBSIDIES	200,000	77,000	400,000	400,000	400,000	0
**	GOLF COURSE	723,356	673,851	966,250	1,063,433	1,047,493	585,500

CITY OF JOPLIN
PROPOSED BUDGET EXPENDITURES
FOR FISCAL YEAR 2019

ACCOUNT	ACCOUNT DESCRIPTION	FY 2016 ACTUAL EXPENSES	FY 2017 ACTUAL EXPENSES	FY 2018 BUDGETED EXPENSES	FY 2018 ADJ BUDGET EXPENSES	FY 2018 ESTIMATED EXPENSES	FY 2019 PROPOSED EXPENSES
FUND 410 GOLF COURSE							
DEPT 65 PARKS & RECREATION							
DIV 20 GOLF ADMINISTRATION							
560-1010	REGULAR-FT	48,805	48,059	43,191	43,536	43,536	44,683
560-1020	OVERTIME-FT	0	0	0	0	0	0
560-1110	REGULAR-PT	42,715	35,222	38,000	38,000	38,000	38,000
560-1120	OVERTIME-PT	0	11	0	0	0	0
560-1210	REGULAR-SEAS	0	9,137	0	0	0	0
560-1220	OVERTIME-SEAS	0	0	0	0	0	0
560-1505	HOLIDAY PAY	2,383	2,346	0	0	0	0
560-1510	LONGEVITY PAY	0	0	0	0	0	0
560-1520	VACATION PAY	2,203	1,802	0	0	0	0
560-1540	COMPENSATION TIME PAY	0	0	0	0	0	0
560-1565	SICK PAY	315	320	0	0	0	0
560-1570	FLOATING HOLIDAY PAY	315	0	0	0	0	0
560-1605	HEALTH INSURANCE	10,569	11,760	12,153	12,153	11,758	12,296
560-1610	WORKER'S COMPENSATION	2,731	2,596	2,931	2,931	2,550	1,688
560-1615	FICA EXPENSE	7,129	7,066	9,264	9,264	7,395	9,294
560-1625	LAGERS RETIREMENT EXPENSE	5,237	5,622	5,874	5,874	5,874	5,675
560-1635	DEFERRED COMP EXPENSE	1,509	1,505	1,504	1,504	1,504	1,504
560-1640	LIFE INSURANCE EXPENSE	88	89	92	92	92	96
560-1645	DENTAL INSURANCE	560	556	556	556	556	595
560-1650	DISABILITY INSURANCE-REG	134	136	143	143	143	148
560-1755	STAFF HEALTH CLUB REIMB	50	60	0	0	0	0
560-1805	OPEB BENEFIT EXPENSE	0	0	0	0	0	0
*	PERSONNEL SERVICES	124,743	126,287	113,708	114,053	111,408	113,979
560-2015	JANITORIAL SUPPLIES	2,161	1,860	2,000	2,000	1,800	1,800
560-2045	PAINT & PAINT SUPPLIES	0	0	0	0	385	0
560-2050	OPERATIONAL SUPPLIES	5,167	7,775	5,000	5,000	5,000	5,000
560-2120	GENERAL OFFICE SUPPLIES	490	580	500	500	900	500
560-2210	RESALE CONCESSION SUPPL	28,720	26,795	29,000	29,000	27,000	27,000
560-3005	ELECTRIC CHARGES	7,350	7,666	8,300	8,300	7,500	7,500
560-3010	GAS CHARGES	1,319	1,487	1,400	1,400	2,200	2,200
560-3015	TELEPHONE CHARGES	1,202	1,151	1,250	1,250	1,250	1,250
560-3020	WATER CHARGES	11,921	11,279	11,000	11,000	13,000	13,000
560-3030	WASTEWATER CHARGES	2,495	2,302	2,300	2,300	2,600	2,600
560-3115	FUEL,OIL,& DIESEL	10,517	10,714	7,500	7,500	11,000	11,000
560-3205	POSTAGE	13	0	0	0	77	75
560-4105	PROPERTY REPAIRS & MAINT	916	5,165	1,500	1,500	1,500	1,500
560-5265	MAINTENANCE CONTRACTS/AGR	0	65	0	0	240	240
560-6005	TRAVEL EXPENSES	174	247	250	250	250	250
560-6105	DUES & MEMBERSHIPS	1,190	1,316	1,320	1,320	1,100	1,100
*	OPERATIONAL SUPPLIES	73,635	78,402	71,320	71,320	75,802	75,015

CITY OF JOPLIN
PROPOSED BUDGET EXPENDITURES
FOR FISCAL YEAR 2019

ACCOUNT	ACCOUNT DESCRIPTION	FY 2016 ACTUAL EXPENSES	FY 2017 ACTUAL EXPENSES	FY 2018 BUDGETED EXPENSES	FY 2018 ADJ BUDGET EXPENSES	FY 2018 ESTIMATED EXPENSES	FY 2019 PROPOSED EXPENSES
FUND 410 GOLF COURSE							
DEPT 65 PARKS & RECREATION							
DIV 20 GOLF ADMINISTRATION							
560-7005	PRINTING SERVICES	1,776	0	2,000	2,000	900	2,000
560-7010	COPY SERVICES	0	593	720	720	1,000	1,000
560-7015	ADVERTISING	8,754	6,582	5,000	5,000	8,000	6,000
560-7030	FEES & PERMITS	1,277	1,362	1,350	1,350	1,350	1,350
560-7105	CASH OVER & SHORT	0	0	0	0	0	0
560-7125	DEPRECIATION EXPENSE	13,041	28,384	20,000	20,000	28,500	28,500
560-7131	MERCHANT CARD SERVICE FEE	7,387	10,202	9,000	9,000	10,000	10,000
560-7205	RESALE INVENTORY	35,298	38,112	35,000	35,000	35,000	35,000
560-7305	LIABILITY INSURANCE	36,750	47,568	36,751	36,751	36,751	41,617
*	OTHER PURCHASES/SERVICES	104,283	132,803	109,821	109,821	121,501	125,467
560-8010	BUILDING IMPROVEMENTS	0	0	0	15,037	15,037	26,000
560-8215	ROLLING STOCK	0	0	32,000	32,000	31,105	32,000
560-8220	OPERATING EQUIPMENT	0	0	0	0	0	0
560-8315	COMPUTER EQUIPMENT	0	0	0	0	0	850
*	CAPITAL OUTLAY & IMPROVE	0	0	32,000	47,037	46,142	58,850
560-9103	TRANSFER TO PARKS & REC	0	0	0	0	0	0
560-9999	TRANSFER TO GENERAL FUND	0	20,060	26,929	26,929	26,929	22,954
*	OTHER FINANCING USES	0	20,060	26,929	26,929	26,929	22,954
**	GOLF ADMINISTRATION	302,661	357,552	353,778	369,160	381,782	396,265

CITY OF JOPLIN
PROPOSED BUDGET EXPENDITURES
FOR FISCAL YEAR 2019

ACCOUNT	ACCOUNT DESCRIPTION	FY 2016 ACTUAL EXPENSES	FY 2017 ACTUAL EXPENSES	FY 2018 BUDGETED EXPENSES	FY 2018 ADJ BUDGET EXPENSES	FY 2018 ESTIMATED EXPENSES	FY 2019 PROPOSED EXPENSES
FUND 410	GOLF COURSE						
DEPT 65	PARKS & RECREATION						
DIV 21	GROUNDS MAINTENANCE						
560-1010	REGULAR-FT	74,287	80,797	88,605	89,905	89,905	93,696
560-1020	OVERTIME-FT	764	852	500	500	500	500
560-1110	REGULAR-PT	22,500	596	50,000	50,000	50,000	48,000
560-1120	OVERTIME-PT	24	0	0	0	0	0
560-1210	REGULAR-SEAS	32,605	54,469	0	0	0	0
560-1220	OVERTIME-SEAS	314	1,271	0	0	0	0
560-1505	HOLIDAY PAY	3,975	3,812	0	0	0	0
560-1510	LONGEVITY PAY	0	0	0	0	0	301
560-1520	VACATION PAY	1,850	6,426	0	0	0	0
560-1530	STANDBY PAY	0	0	0	0	0	0
560-1540	COMPENSATION TIME PAY	994	314	0	0	0	0
560-1565	SICK PAY	991	1,675	0	0	0	0
560-1570	FLOATING HOLIDAY PAY	934	527	0	0	0	0
560-1605	HEALTH INSURANCE	21,381	22,960	23,840	23,840	22,960	24,121
560-1610	WORKER'S COMPENSATION	4,221	4,092	3,607	3,607	3,607	1,832
560-1615	FICA EXPENSE	10,604	10,987	9,861	9,861	9,861	10,243
560-1625	LAGERS RETIREMENT EXPENSE	17,183	17,518	12,118	12,118	12,118	12,001
560-1635	DEFERRED COMP EXPENSE	1,509	1,505	1,504	1,504	1,504	1,504
560-1640	LIFE INSURANCE EXPENSE	173	183	190	190	190	201
560-1645	DENTAL INSURANCE	198	225	225	225	225	241
560-1650	DISABILITY INSURANCE-REG	265	283	293	293	293	307
560-1805	OPEB BENEFIT EXPENSE	140	145	0	0	0	0
*	PERSONNEL SERVICES	194,912	208,637	190,743	192,043	191,163	192,947
560-2010	WEARING APPAREL & ACCESS	191	152	180	180	180	180
560-2030	MAINTENANCE SUPPLIES	5,405	896	5,000	5,000	1,000	1,000
560-2050	OPERATIONAL SUPPLIES	5,961	7,108	6,000	6,000	7,000	7,000
560-2405	HAND TOOLS	0	6	0	0	0	0
560-2605	CHEMICAL & LABORATORY SUP	59,219	54,486	63,000	63,000	60,000	60,000
560-2825	SAFETY EQUIPMENT	95	0	100	100	0	0
560-2845	LANDSCAPING MATERIALS	3,552	4,502	3,500	3,500	4,456	3,500
560-3005	ELECTRIC CHARGES	7,467	7,528	6,500	6,500	10,700	10,700
560-3015	TELEPHONE CHARGES	395	328	400	400	400	400
560-3035	SANITATION CHARGES	3,046	2,591	3,000	3,000	3,300	3,300
560-3115	FUEL,OIL,& DIESEL	2,563	3,636	2,500	2,500	3,500	3,500
560-4105	PROPERTY REPAIRS & MAINT	16,791	5,261	3,000	3,000	5,000	5,000
560-4125	GENERAL EQUIPMENT REPAIRS	4,387	12,117	15,000	15,000	5,000	5,000
560-4205	VEHICLE REPAIRS	176	0	0	0	0	0
560-4210	CENTRAL GARAGE REPAIRS	24,356	8,133	10,000	10,000	10,000	10,000
560-5265	MAINTENANCE CONTRACTS/AGR	708	708	710	710	710	710
560-5305	JUDGMENTS & CLAIMS	0	0	0	43,526	43,526	0
560-6005	TRAVEL EXPENSES	0	1,757	1,700	1,700	1,991	1,500
560-6010	CONFERENCES & SEMINARS	0	0	500	500	885	500

CITY OF JOPLIN
PROPOSED BUDGET EXPENDITURES
FOR FISCAL YEAR 2019

ACCOUNT	ACCOUNT DESCRIPTION	FY 2016 ACTUAL EXPENSES	FY 2017 ACTUAL EXPENSES	FY 2018 BUDGETED EXPENSES	FY 2018 ADJ BUDGET EXPENSES	FY 2018 ESTIMATED EXPENSES	FY 2019 PROPOSED EXPENSES
FUND 410 GOLF COURSE							
DEPT 65 PARKS & RECREATION							
DIV 21 GROUNDS MAINTENANCE							
560-6105	DUES & MEMBERSHIPS	375	380	380	380	380	380
*	OPERATIONAL SUPPLIES	134,687	109,589	121,470	164,996	158,028	112,670
560-7125	DEPRECIATION EXPENSE	92,374	83,076	95,000	95,000	85,000	85,000
560-7305	LIABILITY INSURANCE	2,649	3,443	2,643	2,643	2,643	2,914
*	OTHER PURCHASES/SERVICES	95,023	86,519	97,643	97,643	87,643	87,914
560-8010	BUILDING IMPROVEMENTS	0	0	0	0	0	0
560-8210	MOTOR VEHICLES	0	0	0	0	0	0
560-8215	ROLLING STOCK	0	0	40,000	97,897	89,097	55,000
560-8220	OPERATING EQUIPMENT	21,187	27,916	26,700	22,460	22,460	13,980
560-8315	COMPUTER EQUIPMENT	0	0	0	0	0	850
560-8505	PARK IMPROVEMENTS	0	0	0	0	0	0
*	CAPITAL OUTLAY & IMPROVE	21,187	27,916	66,700	120,357	111,557	69,830
**	GROUNDS MAINTENANCE	445,809	432,661	476,556	575,039	548,391	463,361
***	PARKS & RECREATION	748,470	790,213	830,334	944,199	930,173	859,626
****	GOLF COURSE	748,470	790,213	830,334	944,199	930,173	859,626

Municipal Golf Course

2018-2019 Department Staffing

Division	FTE	Position
Administration	1.00	Golf Course Professional
Grounds Maintenance	1.00	Golf Course Maintenance Supervisor
	2.00	Parks Caretaker
	4.00	**Total Full-Time FTE**

Division	P/T	Position
Administration	0.50	Lead Cashier (1 Position)
	4.00	Cashier (5 Positions)
Grounds Maintenance	2.00	Laborer (5 Positions)
	6.50	**Total Part-Time FTE**
	10.50	**Total FTE**

Capital Expenses

Division		
Administration	Roof Replacement - Clubhouse	$ 26,000
	Replacement Golf Cart (15)	32,000
	Replacement Computer	850
Grounds Maintenance	Replacement Hydraulic Cart	35,000
	Replacement Sand Groomer	20,000
	Mower Lease Payment (Year 4 of 5)	13,980
	Replacement Computer	850
		$ 128,680


CITY OF JOPLIN
STATE OF MISSOURI
ADOPTED 1911

Sanitary Sewer

Sanitary Sewer

Fund Balance Projection

	FY 2017 Actuals	FY 2018 Adjusted Budget	FY 2018 Estimated Actuals	FY 2019 Proposed Budget
REVENUES				
Service Charges & User Fees	$ 13,046,153	$ 12,095,000	$ 13,900,000	$ 14,051,500
Charges & Assessments	156,516	172,900	160,600	160,600
Other Income & Donations	438,480	20,200	27,100	22,100
Federal Grants	6,802,954	500,000	-	-
State Grants	-	-	-	-
Local Grants	-	-	-	-
TOTAL REVENUES	**$ 20,444,103**	**$ 12,788,100**	**$ 14,087,700**	**$ 14,234,200**
EXPENSES				
Billing & Collection	$ 666,203	$ 784,587	$ 753,999	$ 757,181
Debt Service (1995 Bond Issue)	339	1,500	338	-
Debt Service (2010 Bond Issue)	98,317	92,012	92,012	85,706
Debt Service (2011 Bond Issue)	790,227	621,110	506,165	479,119
Debt Service (2009 Silver Creek Bond)	22,338	20,851	20,851	19,509
Debt Service (2014 Bond Issue)	58,578	71,165	57,565	44,453
Sewer Treatment	7,492,111	14,317,237	13,535,294	8,738,902
Sewer Maintenance	2,832,320	7,886,750	8,139,955	8,380,675
(Less Fixed Assets)	-	(11,421,814)	(11,040,787)	(6,257,700)
TOTAL EXPENSES	**$ 11,960,433**	**$ 12,373,398**	**$ 12,065,392**	**$ 12,247,845**
EXCESS REVENUES OVER (UNDER) EXPENSES	**$ 8,483,670**	**$ 414,702**	**$ 2,022,308**	**$ 1,986,355**
OTHER FINANCING SOURCES (USES)				
Transfers In	$ -	$ -	$ -	$ -
Transfers Out	(1,414,253)	(1,548,625)	(1,498,625)	(1,451,739)
TOTAL OTHER FINANCING SOURCES (USES)	**$ (1,414,253)**	**$ (1,548,625)**	**$ (1,498,625)**	**$ (1,451,739)**
NET CHANGE IN NET ASSETS	**$ 7,069,417**	**$ (1,133,923)**	**$ 523,683**	**$ 534,616**
NET ASSETS, BEGINNING OF YEAR	**$ 70,451,734**	**$ 77,521,151**	**$ 77,521,151**	**$ 78,044,834**
NET ASSETS, END OF YEAR	**$ 77,521,151**	**$ 76,387,228**	**$ 78,044,834**	**$ 78,579,450**
NET ASSETS SUMMARY:				
Invested in Capital Assets	$ 64,568,046	$ 69,894,860	$ 69,808,833	$ 65,025,746
Restricted for Capital Replacement	3,703,761	3,703,761	3,703,761	3,703,761
Unrestricted Net Assets	9,249,344	2,788,607	4,532,240	9,849,943
TOTAL NET ASSETS SUMMARY	**$ 77,521,151**	**$ 76,387,228**	**$ 78,044,834**	**$ 78,579,450**

CITY OF JOPLIN
PROPOSED BUDGET REVENUE
FOR FISCAL YEAR 2019

ACCOUNT	ACCOUNT DESCRIPTION	FY 2016 ACTUAL REVENUE	FY 2017 ACTUAL REVENUE	FY 2018 BUDGETED REVENUE	FY 2018 ADJ BUDGET REVENUE	FY 2018 ESTIMATED REVENUE	FY 2019 PROPOSED REVENUE
FUND 415	SANITARY SEWER						
400-0401	ELECTRICAL FRANCHISE TAX	0	0	0	0	0	0
400-0402	CABLE FRANCHISE TAX	0	0	0	0	0	0
400-0403	TELEPHONE FRANCHISE TAX	0	0	0	0	0	0
400-0404	NATURAL GAS FRANCHISE TAX	0	0	0	0	0	0
400-0405	WATER FRANCHISE TAX	87,604-	0	0	0	0	0
*	TAXES	87,604-	0	0	0	0	0
430-0701	INDUSTRIAL USER FEES	2,065,208	2,616,540	2,190,000	2,190,000	2,900,000	2,930,000
430-0702	COMMERCIAL USER FEES	1,832,969	2,001,496	1,910,000	1,910,000	2,150,000	2,171,500
430-0703	OTHER PUBLIC AUTH FEES	111,405	207,797	185,000	185,000	100,000	100,000
430-0704	RESIDENTIAL USER FEES	7,074,738	7,998,459	7,600,000	7,600,000	8,500,000	8,600,000
430-0705	PENALTY ON WASTEWATER FEE	236,740	221,861	210,000	210,000	250,000	250,000
*	SERVICE CHARGES/USER FEES	11,321,060	13,046,153	12,095,000	12,095,000	13,900,000	14,051,500
440-0503	SEWER CONNECTION FEES	37,015	60,370	64,300	64,300	50,000	50,000
440-0504	SEPTIC WASTE DUMPING FEES	73,872	96,146	108,000	108,000	110,000	110,000
440-0507	SEWER RISER LOCATE FEE	0	0	600	600	600	600
*	CHARGES & ASSESSMENTS	110,887	156,516	172,900	172,900	160,600	160,600
450-0103	INVESTMENTS	18,957	18,958	20,000	20,000	20,000	20,000
450-0113	BOND ESCROW FUNDS	62	460	100	100	2,000	2,000
450-0204	GAIN/LOSS ON INVESTMENTS	9,315-	13,656-	0	0	0	0
450-0306	OTHER DONATIONS	126,370	242,675	0	0	0	0
450-0401	CITY RESALE PROCEEDS	18,700	515	0	0	0	0
450-0402	GAIN/LOSS-SALE OF PROP	2,597-	0	0	0	0	0
450-0406	SALE OF PROP & EQUIP	0	0	0	0	0	0
450-0601	BAD DEBT RECOVERY	0	0	0	0	0	0
450-0604	INSURANCE CLAIM SETTLEMNT	0	189,488	0	0	5,000	0
450-0611	OTHER INCOME	22	40	100	100	100	100
*	OTHER INCOME/DONATIONS	152,199	438,480	20,200	20,200	27,100	22,100
470-0203	EPA SEWER GRANT	0	0	0	0	0	0
470-0207	FEMA-FEDERAL DISASTER	57,517	0	0	0	0	0
470-0212	WWT GRANT	424,830	100,053	0	0	0	0
470-0632	2012 CDBG SPECIAL FED ALL	0	812,475	0	0	0	0
470-0633	2013 CDBG-DR SPECIAL ALLO	10,136,604	5,890,426	500,000	500,000	0	0
470-0645	STATE ALLOCATION GRANT	2,934	0	0	0	0	0
*	FEDERAL GRANTS	10,621,885	6,802,954	500,000	500,000	0	0
480-0407	MODOT PARTICIPATION GRANT	0	0	0	0	0	0

CITY OF JOPLIN
PROPOSED BUDGET REVENUE
FOR FISCAL YEAR 2019

ACCOUNT	ACCOUNT DESCRIPTION	FY 2016 ACTUAL REVENUE	FY 2017 ACTUAL REVENUE	FY 2018 BUDGETED REVENUE	FY 2018 ADJ BUDGET REVENUE	FY 2018 ESTIMATED REVENUE	FY 2019 PROPOSED REVENUE
FUND 415 SANITARY SEWER							
*	STATE GRANTS	0	0	0	0	0	0
490-0209	LOCAL GOVT PARTICIPATING	0	0	0	0	0	0
*	LOCAL GRANTS	0	0	0	0	0	0
**	SANITARY SEWER	22,118,427	20,444,103	12,788,100	12,788,100	14,087,700	14,234,200

CITY OF JOPLIN
PROPOSED BUDGET EXPENDITURES
FOR FISCAL YEAR 2019

ACCOUNT	ACCOUNT DESCRIPTION	FY 2016 ACTUAL EXPENSES	FY 2017 ACTUAL EXPENSES	FY 2018 BUDGETED EXPENSES	FY 2018 ADJ BUDGET EXPENSES	FY 2018 ESTIMATED EXPENSES	FY 2019 PROPOSED EXPENSES
FUND 415	SANITARY SEWER						
DEPT 20	FINANCE						
DIV 02	BILLING & COLLECTION						
540-1010	REGULAR-FT	77,107	94,886	129,877	130,657	130,657	132,460
540-1020	OVERTIME-FT	108	158	500	500	200	200
540-1110	REGULAR-PT	0	0	0	0	0	0
540-1120	OVERTIME-PT	0	0	0	0	0	0
540-1505	HOLIDAY PAY	2,730	2,912	0	0	0	0
540-1510	LONGEVITY PAY	0	122	0	0	320	340
540-1520	VACATION PAY	4,236	2,164	0	0	0	0
540-1540	COMPENSATION TIME PAY	319	740	0	0	0	0
540-1565	SICK PAY	4,167	2,749	0	0	0	0
540-1570	FLOATING HOLIDAY PAY	667	1,017	0	0	0	0
540-1575	CITIZENSHIP LEAVE PAY	328	0	0	0	0	0
540-1605	HEALTH INSURANCE	20,633	27,978	29,683	29,683	23,330	24,121
540-1610	WORKER'S COMPENSATION	242	247	301	301	210	226
540-1615	FICA EXPENSE	6,439	7,427	9,548	9,548	6,751	7,000
540-1625	LAGERS RETIREMENT EXPENSE	13,297	10,777	17,818	17,818	17,818	16,891
540-1640	LIFE INSURANCE EXPENSE	193	230	278	278	278	284
540-1645	DENTAL INSURANCE	1,347	1,570	1,562	1,562	1,562	1,076
540-1650	DISABILITY INSURANCE-REG	294	362	433	433	433	439
540-1755	STAFF HEALTH CLUB REIMB	60	0	0	0	0	0
540-1805	OPEB BENEFIT EXPENSE	0	0	0	0	0	0
*	PERSONNEL SERVICES	132,167	153,339	190,000	190,780	181,559	183,037
540-2050	OPERATIONAL SUPPLIES	2,022	2,293	2,000	2,000	2,000	2,000
540-2105	COMPUTER SUPPLIES	3,076	660	3,500	3,500	2,000	2,000
540-2108	COMPUTER PERIPHERALS	0	0	0	0	0	0
540-2120	GENERAL OFFICE SUPPLIES	3,699	5,353	5,000	5,000	5,500	5,500
540-2855	FACILITY RENT ALLOCATION	12,760	0	9,408	9,408	9,408	9,408
540-3015	TELEPHONE CHARGES	156	168	125	125	1,500	1,500
540-3205	POSTAGE	139,923	123,325	140,000	140,000	130,000	130,000
540-5150	COLLECTION SERVICES	3,000	3,000	3,000	3,000	3,000	3,000
540-5180	SHUT OFF/RECONNECT FEES	25,479	10,659	35,000	35,000	20,000	20,000
540-5265	MAINTENANCE CONTRACTS/AGR	4,691	4,310	4,700	4,700	5,500	5,500
*	OPERATIONAL SUPPLIES	194,806	149,768	202,733	202,733	178,908	178,908
540-7005	PRINTING SERVICES	276	33,926	65,000	65,000	37,010	40,000
540-7010	COPY SERVICES	3,458	4,026	3,500	3,500	5,000	5,000
540-7030	FEES & PERMITS	530	440	500	500	500	500
540-7120	BAD DEBT EXPENSE	258,034	246,864	250,000	250,000	250,000	250,000
540-7131	MERCHANT CARD SERVICE FEE	52,308	73,249	66,000	66,000	95,000	95,000
540-7305	LIABILITY INSURANCE	2,649	4,591	3,524	3,524	3,524	3,886
*	OTHER PURCHASES/SERVICES	317,255	363,096	388,524	388,524	391,034	394,386

CITY OF JOPLIN
PROPOSED BUDGET EXPENDITURES
FOR FISCAL YEAR 2019

ACCOUNT	ACCOUNT DESCRIPTION	FY 2016 ACTUAL EXPENSES	FY 2017 ACTUAL EXPENSES	FY 2018 BUDGETED EXPENSES	FY 2018 ADJ BUDGET EXPENSES	FY 2018 ESTIMATED EXPENSES	FY 2019 PROPOSED EXPENSES
FUND 415 SANITARY SEWER							
DEPT 20 FINANCE							
DIV 02 BILLING & COLLECTION							
540-8315	COMPUTER EQUIPMENT	0	0	2,550	2,550	2,498	850
*	CAPITAL OUTLAY & IMPROVE	0	0	2,550	2,550	2,498	850
**	BILLING & COLLECTION	644,228	666,203	783,807	784,587	753,999	757,181

CITY OF JOPLIN
PROPOSED BUDGET EXPENDITURES
FOR FISCAL YEAR 2019

ACCOUNT	ACCOUNT DESCRIPTION	FY 2016 ACTUAL EXPENSES	FY 2017 ACTUAL EXPENSES	FY 2018 BUDGETED EXPENSES	FY 2018 ADJ BUDGET EXPENSES	FY 2018 ESTIMATED EXPENSES	FY 2019 PROPOSED EXPENSES
FUND 415 SANITARY SEWER							
DEPT 20 FINANCE							
DIV 08 1995 BOND ISSUE							
500-7310	BOND AGENT COSTS	1,336	339	1,500	1,500	338	0
*	OTHER PURCHASES/SERVICES	1,336	339	1,500	1,500	338	0
**	1995 BOND ISSUE	1,336	339	1,500	1,500	338	0

CITY OF JOPLIN
PROPOSED BUDGET EXPENDITURES
FOR FISCAL YEAR 2019

ACCOUNT	ACCOUNT DESCRIPTION	FY 2016 ACTUAL EXPENSES	FY 2017 ACTUAL EXPENSES	FY 2018 BUDGETED EXPENSES	FY 2018 ADJ BUDGET EXPENSES	FY 2018 ESTIMATED EXPENSES	FY 2019 PROPOSED EXPENSES
FUND 415 SANITARY SEWER							
DEPT 20 FINANCE							
DIV 09 2010 BOND ISSUE							
500-7110	INTEREST EXPENSE	76,262	71,825	67,299	67,299	67,299	62,681
500-7310	BOND AGENT COSTS	1,646	1,723	1,463	1,463	1,463	1,325
500-7315	DNR FEE	26,258	24,769	23,250	23,250	23,250	21,700
*	OTHER PURCHASES/SERVICES	104,166	98,317	92,012	92,012	92,012	85,706
**	2010 BOND ISSUE	104,166	98,317	92,012	92,012	92,012	85,706

Actual FY 2019 Interest Payments on the 2010 Bond Issue:

January 1, 2019	$ 32,695
July 1, 2019	$ 31,537

Actual FY 2019 Principal Payments on the 2010 Bond Issue:

January 1, 2019	$ 156,500
July 1, 2019	$ 158,000

CITY OF JOPLIN
PROPOSED BUDGET EXPENDITURES
FOR FISCAL YEAR 2019

ACCOUNT	ACCOUNT DESCRIPTION	FY 2016 ACTUAL EXPENSES	FY 2017 ACTUAL EXPENSES	FY 2018 BUDGETED EXPENSES	FY 2018 ADJ BUDGET EXPENSES	FY 2018 ESTIMATED EXPENSES	FY 2019 PROPOSED EXPENSES
FUND 415 SANITARY SEWER							
DEPT 20 FINANCE							
DIV 11 2011 BOND ISSUE							
500-7110	INTEREST EXPENSE	393,040	541,410	384,024	384,024	384,024	363,351
500-7310	BOND AGENT COSTS	7,481	7,728	7,224	7,224	7,210	6,850
500-7315	DNR FEE	238,634	241,089	229,862	229,862	114,931	108,918
*	OTHER PURCHASES/SERVICES	639,155	790,227	621,110	621,110	506,165	479,119
**	2011 BOND ISSUE	639,155	790,227	621,110	621,110	506,165	479,119

Actual FY 2019 Interest Payments on the 2011 Bond Issue:

January 1, 2019	$ 187,775
July 1, 2019	$ 182,547

Actual FY 2019 Principal Payments on the 2011 Bond Issue:

January 1, 2019	$ 615,100
July 1, 2019	$ 615,100

CITY OF JOPLIN
PROPOSED BUDGET EXPENDITURES
FOR FISCAL YEAR 2019

ACCOUNT	ACCOUNT DESCRIPTION	FY 2016 ACTUAL EXPENSES	FY 2017 ACTUAL EXPENSES	FY 2018 BUDGETED EXPENSES	FY 2018 ADJ BUDGET EXPENSES	FY 2018 ESTIMATED EXPENSES	FY 2019 PROPOSED EXPENSES
FUND 415 SANITARY SEWER							
DEPT 20 FINANCE							
DIV 12 SILVER CREEK BOND 2009							
500-7110	INTEREST EXPENSE	16,633	15,668	14,682	14,682	14,682	13,677
500-7310	BOND AGENT COSTS	1,097	1,267	1,097	1,097	1,097	1,097
500-7315	DNR FEE	5,727	5,403	5,072	5,072	5,072	4,735
*	OTHER PURCHASES/SERVICES	23,457	22,338	20,851	20,851	20,851	19,509
**	SILVER CREEK BOND 2009	23,457	22,338	20,851	20,851	20,851	19,509

Actual FY 2019 Interest Payments on the 2009 Bond Issue:

January 1, 2019	$	7,134
July 1, 2019	$	6,881

Actual FY 2019 Principal Payments on the 2009 Bond Issue:

January 1, 2019	$	34,100
July 1, 2019	$	34,400

CITY OF JOPLIN
PROPOSED BUDGET EXPENDITURES
FOR FISCAL YEAR 2019

ACCOUNT	ACCOUNT DESCRIPTION	FY 2016 ACTUAL EXPENSES	FY 2017 ACTUAL EXPENSES	FY 2018 BUDGETED EXPENSES	FY 2018 ADJ BUDGET EXPENSES	FY 2018 ESTIMATED EXPENSES	FY 2019 PROPOSED EXPENSES
FUND 415 SANITARY SEWER							
DEPT 20 FINANCE							
DIV 14 2014 BOND ISSUE							
500-7110	INTEREST EXPENSE	27,947	32,737	40,250	40,250	43,991	31,492
500-7310	BOND AGENT COSTS	1,097	1,267	1,100	1,100	1,100	1,100
500-7315	DNR FEE	22,491	24,574	29,815	29,815	12,474	11,861
*	OTHER PURCHASES/SERVICES	51,535	58,578	71,165	71,165	57,565	44,453
**	2014 BOND ISSUE	51,535	58,578	71,165	71,165	57,565	44,453
***	FINANCE	1,463,877	1,636,002	1,590,445	1,591,225	1,430,930	1,385,968

Actual FY 2019 Interest Payments on the 2014 Bond Issue:

January 1, 2019	$	16,213
July 1, 2019	$	15,813

Actual FY 2019 Principal Payments on the 2014 Bond Issue:

January 1, 2019	$	59,300
July 1, 2019	$	59,300

CITY OF JOPLIN
PROPOSED BUDGET EXPENDITURES
FOR FISCAL YEAR 2019

ACCOUNT	ACCOUNT DESCRIPTION	FY 2016 ACTUAL EXPENSES	FY 2017 ACTUAL EXPENSES	FY 2018 BUDGETED EXPENSES	FY 2018 ADJ BUDGET EXPENSES	FY 2018 ESTIMATED EXPENSES	FY 2019 PROPOSED EXPENSES
FUND 415	SANITARY SEWER						
DEPT 45	PUBLIC WORKS						
DIV 41	SEWER TREATMENT						
540-1010	REGULAR-FT	919,313	983,796	1,144,676	1,158,526	1,158,526	1,197,893
540-1020	OVERTIME-FT	826	569	1,000	1,000	1,000	1,000
540-1110	REGULAR-PT	2,442	1,268	30,000	30,000	30,000	29,000
540-1210	REGULAR-SEAS	15,814	8,797	0	0	0	0
540-1220	OVERTIME-SEAS	0	0	0	0	0	0
540-1410	OTHER STIPENDS	4,130	3,794	5,416	5,416	5,416	5,416
540-1505	HOLIDAY PAY	32,372	34,382	0	0	0	0
540-1510	LONGEVITY PAY	13,228	12,063	14,318	14,318	14,318	16,608
540-1520	VACATION PAY	48,999	55,275	0	0	0	0
540-1530	STANDBY PAY	11,590	11,077	10,000	10,000	10,000	10,000
540-1535	AUTO ALLOWANCE	543	542	542	542	542	542
540-1540	COMPENSATION TIME PAY	10,349	6,656	0	0	0	0
540-1545	CARE LEAVE PAY	2,590	8,121	0	0	0	0
540-1565	SICK PAY	36,845	44,753	0	0	0	0
540-1570	FLOATING HOLIDAY PAY	8,417	9,068	0	0	0	0
540-1575	CITIZENSHIP LEAVE PAY	1,468	413	0	0	0	0
540-1595	CELL PHONE ALLOWANCE	1,444	1,837	2,065	2,065	2,065	2,065
540-1605	HEALTH INSURANCE	244,906	293,724	319,384	319,384	319,384	316,756
540-1610	WORKER'S COMPENSATION	42,372	39,836	44,192	44,192	44,192	34,535
540-1615	FICA EXPENSE	79,133	84,055	93,046	93,046	93,046	97,539
540-1625	LAGERS RETIREMENT EXPENSE	194,373	175,570	173,810	173,810	173,810	169,357
540-1630	COMMUTER EXPENSE	68	34-	0	0	0	0
540-1635	DEFERRED COMP EXPENSE	1,961	3,224	3,460	3,460	3,460	3,460
540-1640	LIFE INSURANCE EXPENSE	2,248	2,377	2,642	2,642	2,642	2,721
540-1645	DENTAL INSURANCE	13,074	13,295	13,779	13,779	13,779	14,144
540-1650	DISABILITY INSURANCE-REG	3,470	3,677	4,118	4,118	4,118	4,274
540-1755	STAFF HEALTH CLUB REIMB	30	0	0	0	0	0
540-1805	OPEB BENEFIT EXPENSE	3,876	14,126	0	0	0	0
*	PERSONNEL SERVICES	1,695,881	1,812,261	1,862,448	1,876,298	1,876,298	1,905,310
540-2010	WEARING APPAREL & ACCESS	11,166	14,745	13,000	13,000	15,000	15,000
540-2015	JANITORIAL SUPPLIES	1,938	1,926	1,950	1,950	1,950	1,950
540-2030	MAINTENANCE SUPPLIES	54,843	8,110	45,000	45,000	45,000	45,000
540-2040	HARDWARE SUPPLIES	2,654	1,284	2,300	2,300	2,500	2,500
540-2045	PAINT & PAINT SUPPLIES	0	123	1,000	1,000	1,000	1,000
540-2050	OPERATIONAL SUPPLIES	70,181	120,929	95,000	95,000	85,000	95,000
540-2120	GENERAL OFFICE SUPPLIES	1,008	2,372	1,500	1,500	1,500	1,500
540-2130	SMALL OFFICE FURNISHINGS	0	0	1,790	1,790	1,790	1,600
540-2405	HAND TOOLS	268	301	1,000	1,000	500	500
540-2410	MOTOR VEHICLE PARTS	59	0	0	0	0	0
540-2415	MACHINERY,TOOLS,IMPLEMENT	0	443	500	500	500	500
540-2430	MECHANICAL SUPPLIES	0	106	0	0	0	0
540-2540	SAND,GRAVEL,& ROCK	1,403	0	2,000	2,000	1,500	1,500

CITY OF JOPLIN
PROPOSED BUDGET EXPENDITURES
FOR FISCAL YEAR 2019

ACCOUNT	ACCOUNT DESCRIPTION	FY 2016 ACTUAL EXPENSES	FY 2017 ACTUAL EXPENSES	FY 2018 BUDGETED EXPENSES	FY 2018 ADJ BUDGET EXPENSES	FY 2018 ESTIMATED EXPENSES	FY 2019 PROPOSED EXPENSES
FUND 415	SANITARY SEWER						
DEPT 45	PUBLIC WORKS						
DIV 41	SEWER TREATMENT						
540-2605	CHEMICAL & LABORATORY SUP	8,848	26,689	25,000	25,000	35,000	35,000
540-2606	WASTEWATER CHEMICAL SUPPL	80,616	24,653	55,000	55,000	55,000	55,000
540-2825	SAFETY EQUIPMENT	924	6,763	26,300	26,300	20,000	6,000
540-2835	EQUIPMENT LEASE & RENTAL	1,177	1,077	1,000	1,000	1,000	1,000
540-2845	LANDSCAPING MATERIALS	69	0	500	500	500	500
540-3005	ELECTRIC CHARGES	1,151,585	1,089,906	1,125,000	1,125,000	1,130,000	1,130,000
540-3010	GAS CHARGES	33,303	56,676	41,500	41,500	110,000	110,000
540-3015	TELEPHONE CHARGES	16,057	15,673	16,550	16,550	15,500	15,500
540-3020	WATER CHARGES	37,625	37,122	40,000	40,000	41,000	41,000
540-3030	WASTEWATER CHARGES	16,725	16,627	17,000	17,000	20,000	20,000
540-3035	SANITATION CHARGES	10,420	10,599	10,600	10,600	10,600	10,600
540-3105	CELLULAR TELEPHONE	389	380	380	380	380	380
540-3115	FUEL,OIL,& DIESEL	28,927	29,164	27,000	27,000	38,000	37,500
540-3205	POSTAGE	20	41	50	50	50	50
540-3210	FREIGHT & DELIVERY	1,408	3,988	4,500	4,500	4,000	4,000
540-4105	PROPERTY REPAIRS & MAINT	31,306	37,785	25,000	25,000	35,000	30,000
540-4115	OTHER PROPERTY REPAIRS	79,991	49,215	50,000	59,952	60,000	50,000
540-4125	GENERAL EQUIPMENT REPAIRS	43,924	43,622	45,000	45,000	45,000	45,000
540-4135	EQUIPMENT LUBRICANTS	4,895	17,111	12,000	12,366	12,000	12,000
540-4210	CENTRAL GARAGE REPAIRS	59,937	83,787	45,000	45,000	60,000	59,000
540-5010	CONSULTING FEES	0	0	0	17,500	17,500	215,000
540-5015	LEGAL FEES	0	18,582	0	0	13,000	10,000
540-5050	LAB SERVICES	69,241	73,136	70,000	70,000	70,000	70,000
540-5115	TEMPORARY EMPLOYEE SERVIC	0	0	0	0	0	0
540-6005	TRAVEL EXPENSES	619	1,633	4,300	4,300	4,300	3,500
540-6010	CONFERENCES & SEMINARS	1,100	330	2,000	2,000	2,000	1,500
540-6105	DUES & MEMBERSHIPS	8,404	10,270	10,000	10,000	10,000	10,000
*	OPERATIONAL SUPPLIES	1,831,030	1,805,168	1,818,720	1,846,538	1,966,070	2,138,580
540-7010	COPY SERVICES	3,324	3,488	3,500	3,500	3,000	3,000
540-7020	LEGAL NOTICES	754	1,325	1,200	1,200	1,200	1,200
540-7030	FEES & PERMITS	27,887	28,227	28,500	28,500	28,500	28,500
540-7125	DEPRECIATION EXPENSE	2,809,225	3,763,990	4,720,000	4,720,000	3,800,000	3,800,000
540-7305	LIABILITY INSURANCE	62,248	77,652	63,264	63,264	63,264	74,812
*	OTHER PURCHASES/SERVICES	2,903,438	3,874,682	4,816,464	4,816,464	3,895,964	3,907,512
540-8015	FACILITY IMPROVEMENTS	0	0	3,410,000	5,704,962	5,704,962	680,000
540-8205	MACHINE & TOOLS	0	0	0	0	20,000	0
540-8210	MOTOR VEHICLES	0	0	0	0	0	39,500
540-8220	OPERATING EQUIPMENT	0	0	52,000	52,975	52,000	68,000
540-8315	COMPUTER EQUIPMENT	0	0	20,000	20,000	20,000	0

CITY OF JOPLIN
PROPOSED BUDGET EXPENDITURES
FOR FISCAL YEAR 2019

ACCOUNT	ACCOUNT DESCRIPTION	FY 2016 ACTUAL EXPENSES	FY 2017 ACTUAL EXPENSES	FY 2018 BUDGETED EXPENSES	FY 2018 ADJ BUDGET EXPENSES	FY 2018 ESTIMATED EXPENSES	FY 2019 PROPOSED EXPENSES
FUND 415 SANITARY SEWER							
DEPT 45 PUBLIC WORKS							
DIV 41 SEWER TREATMENT							
*	CAPITAL OUTLAY & IMPROVE	0	0	3,482,000	5,777,937	5,796,962	787,500
540-9699	ENGINEERING FEE TRANSFER	246,677	0	0	0	0	0
540-9997	EMERG COMMUNICATION SERV	2,626	2,626	2,626	2,626	2,626	2,626
*	OTHER FINANCING USES	249,303	2,626	2,626	2,626	2,626	2,626
**	SEWER TREATMENT	6,679,652	7,494,737	11,982,258	14,319,863	13,537,920	8,741,528

CITY OF JOPLIN
PROPOSED BUDGET EXPENDITURES
FOR FISCAL YEAR 2019

ACCOUNT	ACCOUNT DESCRIPTION	FY 2016 ACTUAL EXPENSES	FY 2017 ACTUAL EXPENSES	FY 2018 BUDGETED EXPENSES	FY 2018 ADJ BUDGET EXPENSES	FY 2018 ESTIMATED EXPENSES	FY 2019 PROPOSED EXPENSES
FUND 415 SANITARY SEWER							
DEPT 45 PUBLIC WORKS							
DIV 42 SEWER MAINTENANCE							
540-1010	REGULAR-FT	197,921	216,106	323,039	325,039	325,039	331,392
540-1020	OVERTIME-FT	814	1,114	1,000	1,000	1,000	1,000
540-1110	REGULAR-PT	0	0	0	0	0	0
540-1210	REGULAR-SEAS	0	0	20,000	20,000	20,000	19,000
540-1505	HOLIDAY PAY	6,178	7,051	0	0	0	0
540-1510	LONGEVITY PAY	3,692	4,088	5,207	5,207	5,207	5,546
540-1520	VACATION PAY	12,550	12,187	0	0	0	0
540-1530	STANDBY PAY	21,943	18,627	17,000	17,000	17,000	17,000
540-1540	COMPENSATION TIME PAY	507	2,140	0	0	0	0
540-1545	CARE LEAVE PAY	0	0	0	0	0	0
540-1565	SICK PAY	4,617	5,771	0	0	0	0
540-1570	FLOATING HOLIDAY PAY	1,591	2,043	0	0	0	0
540-1595	CELL PHONE ALLOWANCE	643	671	626	626	626	626
540-1605	HEALTH INSURANCE	42,797	48,349	68,810	68,810	68,810	69,619
540-1610	WORKER'S COMPENSATION	11,661	11,146	12,821	12,821	12,821	11,007
540-1615	FICA EXPENSE	18,228	19,825	27,208	27,208	27,208	28,159
540-1625	LAGERS RETIREMENT EXPENSE	35,598	30,666	47,174	47,174	47,174	45,156
540-1630	COMMUTER EXPENSE	34	2	0	0	0	0
540-1635	DEFERRED COMP EXPENSE	2,920	3,283	3,009	3,009	3,009	3,009
540-1640	LIFE INSURANCE EXPENSE	459	522	692	692	692	713
540-1645	DENTAL INSURANCE	1,606	2,124	2,949	2,949	2,949	3,154
540-1650	DISABILITY INSURANCE-REG	704	803	1,119	1,119	1,119	1,088
540-1805	OPEB BENEFIT EXPENSE	829	2,493	0	0	0	0
*	PERSONNEL SERVICES	365,292	389,011	530,654	532,654	532,654	536,469
540-2010	WEARING APPAREL & ACCESS	824	1,414	850	850	850	850
540-2015	JANITORIAL SUPPLIES	631	722	650	650	650	650
540-2040	HARDWARE SUPPLIES	3,224	3,211	3,000	3,000	3,000	3,000
540-2045	PAINT & PAINT SUPPLIES	839	666	1,000	1,000	1,000	1,000
540-2050	OPERATIONAL SUPPLIES	82,047	38,823	55,000	55,700	55,000	55,000
540-2055	ELECTRICAL SUPPLIES	5,029	2,702	5,000	5,000	5,000	5,000
540-2105	COMPUTER SUPPLIES	218	487	600	600	600	600
540-2110	COMPUTER SOFTWARE	6,458	0	0	0	0	7,400
540-2120	GENERAL OFFICE SUPPLIES	594	332	500	500	500	500
540-2130	SMALL OFFICE FURNISHINGS	800	0	0	0	0	0
540-2405	HAND TOOLS	256	240	250	250	250	250
540-2415	MACHINERY,TOOLS,IMPLEMENT	0	212	100	100	100	100
540-2825	SAFETY EQUIPMENT	895	2,807	2,050	2,050	2,050	2,050
540-2835	EQUIPMENT LEASE & RENTAL	1,750	1,870	2,000	2,000	2,000	2,000
540-3005	ELECTRIC CHARGES	4,820	4,888	5,000	5,000	5,000	5,000
540-3010	GAS CHARGES	3,449	3,648	3,500	3,500	4,800	4,800
540-3015	TELEPHONE CHARGES	1,821	1,992	1,400	1,400	1,400	1,400
540-3115	FUEL,OIL,& DIESEL	8,550	9,667	8,500	8,500	11,000	10,685

CITY OF JOPLIN
PROPOSED BUDGET EXPENDITURES
FOR FISCAL YEAR 2019

ACCOUNT	ACCOUNT DESCRIPTION	FY 2016 ACTUAL EXPENSES	FY 2017 ACTUAL EXPENSES	FY 2018 BUDGETED EXPENSES	FY 2018 ADJ BUDGET EXPENSES	FY 2018 ESTIMATED EXPENSES	FY 2019 PROPOSED EXPENSES
FUND 415	SANITARY SEWER						
DEPT 45	PUBLIC WORKS						
DIV 42	SEWER MAINTENANCE						
540-3125	PEST CONTROL	180	180	180	180	180	180
540-3205	POSTAGE	0	7	0	0	0	0
540-3210	FREIGHT & DELIVERY	45	0	0	0	100	250
540-4105	PROPERTY REPAIRS & MAINT	462	1,821	500	500	500	500
540-4115	OTHER PROPERTY REPAIRS	18,581	140,349	2,500	2,500	2,500	2,500
540-4116	SEWER REPAIRS	133,071	197,451	200,000	200,000	200,000	200,000
540-4210	CENTRAL GARAGE REPAIRS	34,445	35,022	10,000	10,000	35,000	34,000
540-5115	TEMPORARY EMPLOYEE SERVIC	0	13,634	0	0	0	0
540-6005	TRAVEL EXPENSES	0	399	1,750	1,750	1,750	1,500
540-6010	CONFERENCES & SEMINARS	50	1,035	1,250	1,250	1,250	1,000
540-6105	DUES & MEMBERSHIPS	0	160	160	160	165	165
*	OPERATIONAL SUPPLIES	309,039	463,739	305,740	306,440	334,645	340,380
540-7005	PRINTING SERVICES	221	210	250	250	250	250
540-7015	ADVERTISING	351	0	0	0	0	0
540-7020	LEGAL NOTICES	188	0	0	0	0	0
540-7030	FEES & PERMITS	10,809	12,919	12,000	12,000	12,000	12,000
540-7125	DEPRECIATION EXPENSE	1,369,408	1,943,199	1,375,000	1,375,000	2,000,000	2,000,000
540-7305	LIABILITY INSURANCE	18,072	23,242	19,079	19,079	19,079	22,226
*	OTHER PURCHASES/SERVICES	1,399,049	1,979,570	1,406,329	1,406,329	2,031,329	2,034,476
540-8105	LAND ACQUISITIONS	0	0	0	0	0	0
540-8210	MOTOR VEHICLES	0	0	0	310,148	310,148	0
540-8220	OPERATING EQUIPMENT	0	0	0	0	0	0
540-8315	COMPUTER EQUIPMENT	0	0	0	0	0	19,350
540-8625	SANITARY SEWER EXTENSION	0	0	400,000	400,000	0	400,000
540-8675	SEWER REHABILITATION	0	0	1,750,000	2,174,162	2,174,162	1,750,000
540-8680	SEWER IMPROVEMENTS	106,873	0	1,600,000	2,757,017	2,757,017	3,300,000
*	CAPITAL OUTLAY & IMPROVE	106,873	0	3,750,000	5,641,327	5,241,327	5,469,350
540-9699	ENGINEERING FEE TRANSFER	37,370	0	50,000	50,000	0	0
540-9997	EMERG COMMUNICATION SERV	1,313	1,313	1,313	1,313	1,313	1,313
*	OTHER FINANCING USES	38,683	1,313	51,313	51,313	1,313	1,313
**	SEWER MAINTENANCE	2,218,936	2,833,633	6,044,036	7,938,063	8,141,268	8,381,988
***	PUBLIC WORKS	8,898,588	10,328,370	18,026,294	22,257,926	21,679,188	17,123,516

CITY OF JOPLIN
PROPOSED BUDGET EXPENDITURES
FOR FISCAL YEAR 2019

ACCOUNT	ACCOUNT DESCRIPTION	FY 2016 ACTUAL EXPENSES	FY 2017 ACTUAL EXPENSES	FY 2018 BUDGETED EXPENSES	FY 2018 ADJ BUDGET EXPENSES	FY 2018 ESTIMATED EXPENSES	FY 2019 PROPOSED EXPENSES
FUND 415 SANITARY SEWER							
DEPT 90 TRANSFERS							
DIV 03 TRANSFERS							
540-9999	TRANSFER TO GENERAL FUND	1,349,201	1,410,314	1,494,686	1,494,686	1,494,686	1,447,800
*	OTHER FINANCING USES	1,349,201	1,410,314	1,494,686	1,494,686	1,494,686	1,447,800
**	TRANSFERS	1,349,201	1,410,314	1,494,686	1,494,686	1,494,686	1,447,800
***	TRANSFERS	1,349,201	1,410,314	1,494,686	1,494,686	1,494,686	1,447,800
****	SANITARY SEWER	11,711,666	13,374,686	21,111,425	25,343,837	24,604,804	19,957,284

Sanitary Sewer

2018-2019 Department Staffing

Division	FTE	Position
Billing & Collection	1.00	Utility Billing Supervisor
	3.00	Accounting Specialist
Sewer Treatment	1.00	Wastewater Plant Superintendent
	1.00	Assistant Wastewater Superintendent
	0.30	Assistant Director of Public Works/Operations
	1.00	Chief Wastewater Plant Technician
	1.00	Wastewater Pre-Treatment Inspector
	1.00	Wastewater Pretreatment Technician
	2.00	Chief Wastewater Plant Operator I
	1.00	Wastewater Laboratory Supervisor
	2.00	Wastewater Plant Technician
	18.00	Wastewater Plant Operator
	2.00	Wastewater Laboratory Technician
	2.00	Equipment Operator
	2.00	Wastewater Plant Utility Worker
	1.00	Wastewater Laboratory Assistant
	1.00	Laborer I
Sewer Maintenance	1.00	Infrastructure Maintenance Supervisor
	1.00	Civil Engineer II
	5.00	Equipment Operator
	1.00	Utility Locator
	1.00	Engineering Technician
	0.40	Accounting Specialist (2 Positions)
	49.70	**Total Full-Time FTE**

Division	P/T	Position
Sewer Treatment	1.50	Laborer (2 Positions)
Sewer Maintenance	1.50	Laborer (2 Positions)
	3.00	**Total Part-Time FTE**
	52.70	**Total FTE**

Sanitary Sewer

Capital Expenses

Division		
Billing & Collection	Replacement Computer	$ 850
Sewer Treatment	Rehabilitate Able Body Lift Station	15,000
	Twin Equalization Basin Rehabilitation - Phase 2	175,000
	Digester Rehabilitation - Turkey Creek	200,000
	Replacement Boiler - Turkey Creek	225,000
	Control Panels SCADA - Remaining Lift Stations	65,000
	Replacement 1/2-Ton 4x4 Truck	27,500
	Replacement Truck with Utility Vehicle	12,000
	Replacement Generator - Filmore Bridge Lift Station	65,000
	Portable Compressor	3,000
Sewer Maintenance	Replacement High-End Computer	1,750
	Replacement Ruggedized Laptop Computer (4)	17,600
	7th Street East Annexation Sanitary Sewer Extension	400,000
	I & I Rehabilitation	1,750,000
	Parallel Line from Tin Cup to Filmore Bridge	2,500,000
	Peak Flow Storage Study - Phase 2	300,000
	Replacement Pressure Main - 44th & Virginia	500,000
		$ 6,257,700


CITY OF JOPLIN
STATE OF MISSOURI
ZINC IS KING
ADOPTED 1911

Central Garage


CITY OF JOPLIN
STATE OF MISSOURI
ZINC IS KING
ADOPTED 1911

Central Garage

Fund Balance Projection

	FY 2017 Actuals	FY 2018 Adjusted Budget	FY 2018 Estimated Actuals	FY 2019 Proposed Budget
REVENUES				
Charges & Assessments	$ 1,566,425	$ 1,344,000	$ 1,565,000	$ 1,575,000
Other Income & Donations	-	-	-	-
Federal Grants	-	-	-	-
State Grants	-	-	-	-
Local Grants	-	-	-	-
TOTAL REVENUES	**$ 1,566,425**	**$ 1,344,000**	**$ 1,565,000**	**$ 1,575,000**
EXPENSES				
Central Garage	$ 1,361,015	$ 1,344,323	$ 1,517,962	$ 1,536,206
(Less Fixed Assets)	-	(6,650)	(3,811)	(19,700)
TOTAL EXPENSES	**$ 1,361,015**	**$ 1,337,673**	**$ 1,514,151**	**$ 1,516,506**
EXCESS REVENUES OVER (UNDER) EXPENSES	**$ 205,410**	**$ 6,327**	**$ 50,849**	**$ 58,494**
OTHER FINANCING SOURCES (USES)				
Transfers In	$ -	$ -	$ -	$ -
Transfers Out	(56,464)	(53,110)	(53,110)	(48,025)
TOTAL OTHER FINANCING SOURCES (USES)	**$ (56,464)**	**$ (53,110)**	**$ (53,110)**	**$ (48,025)**
NET CHANGE IN NET ASSETS	**$ 148,946**	**$ (46,783)**	**$ (2,261)**	**$ 10,469**
NET ASSETS, BEGINNING OF YEAR	**$ 84,635**	**$ 233,581**	**$ 233,581**	**$ 231,320**
NET ASSETS, END OF YEAR	**$ 233,581**	**$ 186,798**	**$ 231,320**	**$ 241,789**
NET ASSETS SUMMARY:				
Invested in Capital Assets	$ 208,218	$ 187,868	$ 182,029	$ 171,729
Unrestricted Net Assets	25,363	(1,070)	49,291	70,060
TOTAL NET ASSETS SUMMARY	**$ 233,581**	**$ 186,798**	**$ 231,320**	**$ 241,789**

CITY OF JOPLIN
PROPOSED BUDGET REVENUE
FOR FISCAL YEAR 2019

ACCOUNT	ACCOUNT DESCRIPTION	FY 2016 ACTUAL REVENUE	FY 2017 ACTUAL REVENUE	FY 2018 BUDGETED REVENUE	FY 2018 ADJ BUDGET REVENUE	FY 2018 ESTIMATED REVENUE	FY 2019 PROPOSED REVENUE
FUND 505	CENTRAL GARAGE						
440-0702	SAFETY EQUIPMENT SALES	3,777	3,712	3,500	3,500	3,500	3,500
440-0703	FUEL & OIL SALES	477,752	522,332	480,000	480,000	625,000	625,000
440-0704	PARTS & MATERIALS SOLD	468,629	476,529	480,000	480,000	500,000	500,000
440-0705	SERVICE LABOR CHARGE	485,902	528,251	350,000	350,000	400,000	410,000
440-0706	FUEL SOLD-OUTSIDE AGENCY	29,163	35,188	30,000	30,000	36,000	36,000
440-0707	OUTSIDE COMMERCIAL REPAIR	475	413	500	500	500	500
*	CHARGES & ASSESSMENTS	1,465,698	1,566,425	1,344,000	1,344,000	1,565,000	1,575,000
450-0401	CITY RESALE PROCEEDS	4,535	0	0	0	0	0
450-0402	GAIN/LOSS-SALE OF PROP	0	0	0	0	0	0
450-0604	INSURANCE CLAIM SETTLEMNT	0	0	0	0	0	0
450-0611	OTHER INCOME	0	0	0	0	0	0
*	OTHER INCOME/DONATIONS	4,535	0	0	0	0	0
470-0207	FEMA-FEDERAL DISASTER	7,107-	0	0	0	0	0
*	FEDERAL GRANTS	7,107-	0	0	0	0	0
**	CENTRAL GARAGE	1,463,126	1,566,425	1,344,000	1,344,000	1,565,000	1,575,000

CITY OF JOPLIN
PROPOSED BUDGET EXPENDITURES
FOR FISCAL YEAR 2019

ACCOUNT	ACCOUNT DESCRIPTION	FY 2016 ACTUAL EXPENSES	FY 2017 ACTUAL EXPENSES	FY 2018 BUDGETED EXPENSES	FY 2018 ADJ BUDGET EXPENSES	FY 2018 ESTIMATED EXPENSES	FY 2019 PROPOSED EXPENSES
FUND 505 CENTRAL GARAGE							
DEPT 45 PUBLIC WORKS							
DIV 70 CENTRAL GARAGE							
520-1010	REGULAR-FT	192,936	0	0	0	0	0
520-1020	OVERTIME-FT	304	0	0	0	0	0
520-1505	HOLIDAY PAY	6,635	0	0	0	0	0
520-1510	LONGEVITY PAY	442	0	0	0	0	0
520-1520	VACATION PAY	9,692	0	0	0	0	0
520-1530	STANDBY PAY	51	0	0	0	0	0
520-1540	COMPENSATION TIME PAY	14	0	0	0	0	0
520-1565	SICK PAY	5,447	0	0	0	0	0
520-1570	FLOATING HOLIDAY PAY	1,575	0	0	0	0	0
520-1595	CELL PHONE ALLOWANCE	1,250	0	0	0	0	0
520-1605	HEALTH INSURANCE	34,526	0	0	0	0	0
520-1610	WORKER'S COMPENSATION	7,867	0	0	0	0	0
520-1615	FICA EXPENSE	15,664	0	0	0	0	0
520-1625	LAGERS RETIREMENT EXPENSE	38,798	0	0	0	0	0
520-1630	COMMUTER EXPENSE	34	0	0	0	0	0
520-1635	DEFERRED COMP EXPENSE	1,509	0	0	0	0	0
520-1640	LIFE INSURANCE EXPENSE	449	0	0	0	0	0
520-1645	DENTAL INSURANCE	1,746	0	0	0	0	0
520-1650	DISABILITY INSURANCE-REG	687	0	0	0	0	0
520-1805	OPEB BENEFIT EXPENSE	205	0	0	0	0	0
*	PERSONNEL SERVICES	319,831	0	0	0	0	0
520-2015	JANITORIAL SUPPLIES	822	0	0	0	0	0
520-2050	OPERATIONAL SUPPLIES	2,267	0	0	0	0	0
520-2060	SHOP SUPPLIES	11,261	0	0	0	0	0
520-2105	COMPUTER SUPPLIES	251	0	0	0	0	0
520-2110	COMPUTER SOFTWARE	708	0	0	0	0	0
520-2120	GENERAL OFFICE SUPPLIES	329	0	0	0	0	0
520-2405	HAND TOOLS	1,642	0	0	0	0	0
520-2415	MACHINERY,TOOLS,IMPLEMENT	2,137	0	0	0	0	0
520-2430	MECHANICAL SUPPLIES	478	0	0	0	0	0
520-2610	FIRST AID SUPPLIES	176	0	0	0	0	0
520-2825	SAFETY EQUIPMENT	25	0	0	0	0	0
520-2835	EQUIPMENT LEASE & RENTAL	1,079	0	0	0	0	0
520-3005	ELECTRIC CHARGES	6,707	0	0	0	0	0
520-3010	GAS CHARGES	2,452	0	0	0	0	0
520-3015	TELEPHONE CHARGES	1,277	0	0	0	0	0
520-3035	SANITATION CHARGES	500	0	0	0	0	0
520-3115	FUEL,OIL,& DIESEL	9,534	0	0	0	0	0
520-3116	OUTSIDE AGENCY FUEL	26,173	0	0	0	0	0
520-3125	PEST CONTROL	180	0	0	0	0	0
520-4105	PROPERTY REPAIRS & MAINT	2,596	0	0	0	0	0
520-4120	BUILDING REPAIRS	409	0	0	0	0	0

CITY OF JOPLIN
PROPOSED BUDGET EXPENDITURES
FOR FISCAL YEAR 2019

ACCOUNT	ACCOUNT DESCRIPTION	FY 2016 ACTUAL EXPENSES	FY 2017 ACTUAL EXPENSES	FY 2018 BUDGETED EXPENSES	FY 2018 ADJ BUDGET EXPENSES	FY 2018 ESTIMATED EXPENSES	FY 2019 PROPOSED EXPENSES
FUND 505 CENTRAL GARAGE							
DEPT 45 PUBLIC WORKS							
DIV 70 CENTRAL GARAGE							
520-4125	GENERAL EQUIPMENT REPAIRS	69	0	0	0	0	0
520-4210	CENTRAL GARAGE REPAIRS	6,609	0	0	0	0	0
520-5205	LAUNDRY SERVICES	4,169	0	0	0	0	0
520-5265	MAINTENANCE CONTRACTS/AGR	994	0	0	0	0	0
520-6105	DUES & MEMBERSHIPS	300	0	0	0	0	0
*	OPERATIONAL SUPPLIES	83,144	0	0	0	0	0
520-7030	FEES & PERMITS	2,196	0	0	0	0	0
520-7125	DEPRECIATION EXPENSE	27,023	0	0	0	0	0
520-7215	COST OF SAFETY EQUIP SOLD	4,720	0	0	0	0	0
520-7220	COST OF FUEL & OIL SALES	493,157	169,884	0	0	0	0
520-7225	COST OF PARTS & MATERIALS	468,996	0	0	0	0	0
520-7305	LIABILITY INSURANCE	19,268	0	0	0	0	0
*	OTHER PURCHASES/SERVICES	1,015,360	169,884	0	0	0	0
520-9997	EMERG COMMUNICATION SERV	1,313	0	0	0	0	0
520-9999	TRANSFER TO GENERAL FUND	10,081	0	0	0	0	0
*	OTHER FINANCING USES	11,394	0	0	0	0	0
**	CENTRAL GARAGE	1,429,729	169,884	0	0	0	0
***	PUBLIC WORKS	1,429,729	169,884	0	0	0	0

CITY OF JOPLIN
PROPOSED BUDGET EXPENDITURES
FOR FISCAL YEAR 2019

ACCOUNT	ACCOUNT DESCRIPTION	FY 2016 ACTUAL EXPENSES	FY 2017 ACTUAL EXPENSES	FY 2018 BUDGETED EXPENSES	FY 2018 ADJ BUDGET EXPENSES	FY 2018 ESTIMATED EXPENSES	FY 2019 PROPOSED EXPENSES
FUND 505	CENTRAL GARAGE						
DEPT 78	CENTRAL GARAGE						
DIV 70	CENTRAL GARAGE						
500-1010	REGULAR-FT	0	137,766	161,715	163,690	163,690	169,851
500-1020	OVERTIME-FT	0	173	100	100	100	100
500-1505	HOLIDAY PAY	0	4,763	0	0	0	0
500-1510	LONGEVITY PAY	0	14	65	65	65	1,585
500-1520	VACATION PAY	0	1,837	0	0	0	0
500-1530	STANDBY PAY	0	0	0	0	0	0
500-1540	COMPENSATION TIME PAY	0	6	0	0	0	0
500-1545	CARE LEAVE PAY	0	1,730	0	0	0	0
500-1565	SICK PAY	0	4,402	0	0	0	0
500-1570	FLOATING HOLIDAY PAY	0	1,024	0	0	0	0
500-1595	CELL PHONE ALLOWANCE	0	626	626	626	626	626
500-1605	HEALTH INSURANCE	0	24,695	25,640	25,640	25,640	25,941
500-1610	WORKER'S COMPENSATION	0	5,242	5,318	5,318	5,318	4,227
500-1615	FICA EXPENSE	0	11,582	11,876	11,876	11,876	12,644
500-1625	LAGERS RETIREMENT EXPENSE	0	27,020	22,101	22,101	22,101	21,865
500-1630	COMMUTER EXPENSE	0	2	0	0	0	0
500-1635	DEFERRED COMP EXPENSE	0	1,505	1,504	1,504	1,504	1,504
500-1640	LIFE INSURANCE EXPENSE	0	334	345	345	345	362
500-1645	DENTAL INSURANCE	0	1,084	1,084	1,084	1,084	1,160
500-1650	DISABILITY INSURANCE-REG	0	511	535	535	535	558
500-1805	OPEB BENEFIT EXPENSE	0	562	0	0	0	0
*	PERSONNEL SERVICES	0	224,878	230,909	232,884	232,884	240,423
500-2015	JANITORIAL SUPPLIES	0	674	750	750	700	700
500-2050	OPERATIONAL SUPPLIES	0	2,988	1,000	1,000	750	750
500-2060	SHOP SUPPLIES	0	8,981	11,000	11,000	13,000	13,000
500-2105	COMPUTER SUPPLIES	0	161	250	250	250	250
500-2120	GENERAL OFFICE SUPPLIES	0	371	500	500	500	500
500-2405	HAND TOOLS	0	1,722	2,000	2,000	1,800	1,800
500-2415	MACHINERY,TOOLS,IMPLEMENT	0	155	2,000	2,000	1,000	1,000
500-2430	MECHANICAL SUPPLIES	0	468	500	500	500	500
500-2825	SAFETY EQUIPMENT	0	604	750	750	750	750
500-2835	EQUIPMENT LEASE & RENTAL	0	332	1,000	1,000	1,000	1,000
500-3005	ELECTRIC CHARGES	0	6,801	7,000	7,000	7,500	7,500
500-3010	GAS CHARGES	0	2,140	2,500	2,500	3,300	3,300
500-3015	TELEPHONE CHARGES	0	739	1,200	1,200	300	300
500-3035	SANITATION CHARGES	0	546	550	550	550	550
500-3115	FUEL,OIL,& DIESEL	0	15,478	13,500	13,500	18,500	18,500
500-3116	OUTSIDE AGENCY FUEL	0	29,868	25,000	25,000	40,000	40,000
500-3125	PEST CONTROL	0	180	180	180	180	180
500-3205	POSTAGE	0	0	0	0	0	0
500-4105	PROPERTY REPAIRS & MAINT	0	1,819	3,000	3,000	3,000	3,000
500-4120	BUILDING REPAIRS	0	203	1,000	1,000	1,000	1,000

CITY OF JOPLIN
PROPOSED BUDGET EXPENDITURES
FOR FISCAL YEAR 2019

ACCOUNT	ACCOUNT DESCRIPTION	FY 2016 ACTUAL EXPENSES	FY 2017 ACTUAL EXPENSES	FY 2018 BUDGETED EXPENSES	FY 2018 ADJ BUDGET EXPENSES	FY 2018 ESTIMATED EXPENSES	FY 2019 PROPOSED EXPENSES
FUND 505 CENTRAL GARAGE							
DEPT 78 CENTRAL GARAGE							
DIV 70 CENTRAL GARAGE							
500-4125	GENERAL EQUIPMENT REPAIRS	0	1,543	1,000	1,000	1,000	1,000
500-4130	MACHINERY REPAIRS	0	65	0	0	158	0
500-4210	CENTRAL GARAGE REPAIRS	0	4,629	5,000	13,000	13,500	5,000
500-5205	LAUNDRY SERVICES	0	2,607	4,000	4,000	3,000	3,000
500-5265	MAINTENANCE CONTRACTS/AGR	0	3,375	3,300	3,300	3,000	3,000
500-6005	TRAVEL EXPENSES	0	236	0	0	0	0
500-6010	CONFERENCES & SEMINARS	0	96	0	0	0	0
500-6105	DUES & MEMBERSHIPS	0	0	300	300	100	100
*	OPERATIONAL SUPPLIES	0	86,781	87,280	95,280	115,338	106,680
500-7010	COPY SERVICES	0	58	0	0	5,000	5,000
500-7030	FEES & PERMITS	0	490	2,000	2,000	500	500
500-7125	DEPRECIATION EXPENSE	0	29,575	27,000	27,000	30,000	30,000
500-7215	COST OF SAFETY EQUIP SOLD	0	4,201	3,500	3,500	5,000	5,000
500-7220	COST OF FUEL & OIL SALES	0	363,892	480,000	480,000	625,000	625,000
500-7225	COST OF PARTS & MATERIALS	0	461,481	480,000	481,580	485,000	485,000
500-7305	LIABILITY INSURANCE	0	19,775	15,429	15,429	15,429	18,903
*	OTHER PURCHASES/SERVICES	0	879,472	1,007,929	1,009,509	1,165,929	1,169,403
500-8015	FACILITY IMPROVEMENTS	0	0	0	0	0	0
500-8205	MACHINE & TOOLS	0	0	5,800	5,800	2,974	15,300
500-8210	MOTOR VEHICLES	0	0	0	0	0	0
500-8315	COMPUTER EQUIPMENT	0	0	850	850	837	4,400
*	CAPITAL OUTLAY & IMPROVE	0	0	6,650	6,650	3,811	19,700
500-9997	EMERG COMMUNICATION	0	1,313	1,313	1,313	1,313	1,313
500-9999	TRANSFER TO GENERAL FUND	0	55,151	51,797	51,797	51,797	46,712
*	OTHER FINANCING USES	0	56,464	53,110	53,110	53,110	48,025
**	CENTRAL GARAGE	0	1,247,595	1,385,878	1,397,433	1,571,072	1,584,231
***	CENTRAL GARAGE	0	1,247,595	1,385,878	1,397,433	1,571,072	1,584,231
****	CENTRAL GARAGE	1,429,729	1,417,479	1,385,878	1,397,433	1,571,072	1,584,231

Central Garage

2018-2019 Department Staffing

Division	FTE	Position
Central Garage	1.00	Fleet Maintenance Supervisor
	2.00	Automotive Mechanic II
	1.00	Automotive Mechanic I
	1.00	Automotive Service Worker
	0.20	Accounting Specialist (2 Positions)
	5.20	**Total FTE**

Capital Expenses

Division		
Central Garage	Replacement Freon Tool	$ 6,000
	Transmission Fluid Exchange Tool	4,300
	Service Truck Maintenance Tools	5,000
	Replacement Ruggedized Laptop Computer	4,400
		$ 19,700


CITY OF JOPLIN
STATE OF MISSOURI
ZINC IS KING
ADOPTED 1911

Health Self-Insurance


CITY OF JOPLIN
STATE OF MISSOURI
ZINC IS KING
1851
ADOPTED 1911

Health Self-Insurance

Fund Balance Projection

	FY 2017 Actuals	FY 2018 Adjusted Budget	FY 2018 Estimated Actuals	FY 2019 Proposed Budget
REVENUES				
Service Charges & User Fees	$ 1,110,463	$ 1,100,000	$ 1,080,000	$ 1,130,000
Charges & Assessments	4,337,878	4,350,000	4,300,000	4,400,000
Other Income & Donations	1,467	102,300	52,300	52,300
TOTAL REVENUES	**$ 5,449,808**	**$ 5,552,300**	**$ 5,432,300**	**$ 5,582,300**
EXPENSES				
Health Self-Insurance	$ 4,880,701	$ 5,530,495	$ 5,308,993	$ 5,307,800
(Less Fixed Assets)	-	(7,193)	(7,193)	-
TOTAL EXPENSES	**$ 4,880,701**	**$ 5,523,302**	**$ 5,301,800**	**$ 5,307,800**
EXCESS REVENUES OVER (UNDER) EXPENSES	**$ 569,107**	**$ 28,998**	**$ 130,500**	**$ 274,500**
OTHER FINANCING SOURCES (USES)				
Transfers In	$ -	$ -	$ -	$ -
Transfers Out	-	-	-	-
TOTAL OTHER FINANCING SOURCES (USES)	$ -	$ -	$ -	$ -
NET CHANGE IN NET ASSETS	**$ 569,107**	**$ 28,998**	**$ 130,500**	**$ 274,500**
NET ASSETS, BEGINNING OF YEAR	**$ 1,954,330**	**$ 2,523,437**	**$ 2,523,437**	**$ 2,653,937**
NET ASSETS, END OF YEAR	**$ 2,523,437**	**$ 2,552,435**	**$ 2,653,937**	**$ 2,928,437**
NET ASSETS SUMMARY:				
Invested in Capital Assets	$ 32,881	$ 40,074	$ 35,074	$ 30,074
Unrestricted Fund Balance	2,490,556	2,512,361	2,618,863	2,898,363
TOTAL NET ASSETS SUMMARY	**$ 2,523,437**	**$ 2,552,435**	**$ 2,653,937**	**$ 2,928,437**

CITY OF JOPLIN
PROPOSED BUDGET REVENUE
FOR FISCAL YEAR 2019

ACCOUNT	ACCOUNT DESCRIPTION	FY 2016 ACTUAL REVENUE	FY 2017 ACTUAL REVENUE	FY 2018 BUDGETED REVENUE	FY 2018 ADJ BUDGET REVENUE	FY 2018 ESTIMATED REVENUE	FY 2019 PROPOSED REVENUE
FUND 510	HEALTH SELF-INSURANCE						
430-1301	EMPLOYEE HEALTH INS CONTR	971,030	1,042,194	1,050,000	1,050,000	1,000,000	1,050,000
430-1302	COBRA HEALTH INS CONTRIB	48,014	68,269	50,000	50,000	80,000	80,000
*	SERVICE CHARGES/USER FEES	1,019,044	1,110,463	1,100,000	1,100,000	1,080,000	1,130,000
440-0803	HEALTH PLAN INS ASSESS	4,015,841	4,337,878	4,350,000	4,350,000	4,300,000	4,400,000
*	CHARGES & ASSESSMENTS	4,015,841	4,337,878	4,350,000	4,350,000	4,300,000	4,400,000
450-0103	INVESTMENTS	2,333	2,333	2,300	2,300	2,300	2,300
450-0108	HEALTH PLAN INTEREST	0	0	0	0	0	0
450-0204	GAIN/LOSS ON INVESTMENTS	2,068	1,562-	0	0	0	0
450-0602	CLAIMS REFUNDED	0	0	0	0	0	0
450-0603	STOP LOSS REIMBURSEMENT	3,561	658	100,000	100,000	50,000	50,000
450-0604	INSURANCE CLAIM SETTLEMNT	0	0	0	0	0	0
450-0611	OTHER INCOME	0	38	0	0	0	0
*	OTHER INCOME/DONATIONS	7,962	1,467	102,300	102,300	52,300	52,300
460-0201	GENERAL FUND SUBSIDY	0	0	0	0	0	0
*	TRANSFERS/SUBSIDIES	0	0	0	0	0	0
**	HEALTH SELF-INSURANCE	5,042,847	5,449,808	5,552,300	5,552,300	5,432,300	5,582,300

CITY OF JOPLIN
PROPOSED BUDGET EXPENDITURES
FOR FISCAL YEAR 2019

ACCOUNT	ACCOUNT DESCRIPTION	FY 2016 ACTUAL EXPENSES	FY 2017 ACTUAL EXPENSES	FY 2018 BUDGETED EXPENSES	FY 2018 ADJ BUDGET EXPENSES	FY 2018 ESTIMATED EXPENSES	FY 2019 PROPOSED EXPENSES
FUND 510 HEALTH SELF-INSURANCE							
DEPT 75 RISK MANAGEMENT							
DIV 04 EMPLOYEE HEALTH							
500-2205	FOOD & BEVERAGE SUPPLIES	826	0	1,000	1,000	1,000	1,000
500-2815	SPEC EVENTS & PROMOTIONS	2,906	6,355	5,000	5,250	5,000	5,000
500-5010	CONSULTING FEES	36,010	69,000	34,000	34,000	34,000	40,000
500-5235	BENEFIT PLAN ADMINISTRAT	251,150	250,094	255,000	255,000	255,000	255,000
500-5265	MAINTENANCE CONTRACTS/AGR	0	0	0	0	1,800	1,800
500-5305	JUDGMENTS & CLAIMS	4,289,742	4,053,972	4,500,000	4,688,052	4,500,000	4,500,000
*	OPERATIONAL SUPPLIES	4,580,634	4,379,421	4,795,000	4,983,302	4,796,800	4,802,800
500-7030	FEES & PERMITS	59,180	17,101	60,000	60,000	0	0
500-7125	DEPRECIATION EXPENSE	4,398	5,087	0	0	5,000	5,000
500-7140	INSURANCE PREMIUMS	452,174	479,092	480,000	480,000	500,000	500,000
*	OTHER PURCHASES/SERVICES	515,752	501,280	540,000	540,000	505,000	505,000
500-8220	OPERATING EQUIPMENT	0	0	0	7,193	7,193	0
*	CAPITAL OUTLAY & IMPROVE	0	0	0	7,193	7,193	0
**	EMPLOYEE HEALTH	5,096,386	4,880,701	5,335,000	5,530,495	5,308,993	5,307,800
***	RISK MANAGEMENT	5,096,386	4,880,701	5,335,000	5,530,495	5,308,993	5,307,800
****	HEALTH SELF-INSURANCE	5,096,386	4,880,701	5,335,000	5,530,495	5,308,993	5,307,800


CITY OF JOPLIN
STATE OF MISSOURI
ZINC IS KING

Health Self-Insurance

2018-2019 Department Staffing

Capital Expenditures


CITY OF JOPLIN
STATE OF MISSOURI
ZINC IS KING
ADOPTED 1911

Worker's Compensation Self-Insurance


CITY OF JOPLIN
STATE OF MISSOURI
ZINC IS KING
ADOPTED 1911

Worker's Compensation Self-Insurance

Fund Balance Projection

	FY 2017 Actuals	FY 2018 Adjusted Budget	FY 2018 Estimated Actuals	FY 2019 Proposed Budget
REVENUES				
Charges & Assessments	$ 867,922	$ 887,191	$ 888,646	$ 654,141
Other Income & Donations	28,858	20,500	23,000	23,000
TOTAL REVENUES	**$ 896,780**	**$ 907,691**	**$ 911,646**	**$ 677,141**
EXPENSES				
Worker's Compensation	$ 683,496	$ 758,276	$ 801,703	$ 806,288
TOTAL EXPENSES	**$ 683,496**	**$ 758,276**	**$ 801,703**	**$ 806,288**
EXCESS REVENUES OVER (UNDER) EXPENSES	**$ 213,284**	**$ 149,415**	**$ 109,943**	**$ (129,147)**
OTHER FINANCING SOURCES (USES)				
Transfers In	$ -	$ -	$ -	$ -
Transfers Out	-	-	-	-
TOTAL OTHER FINANCING SOURCES (USES)	**$ -**	**$ -**	**$ -**	**$ -**
NET CHANGE IN NET ASSETS	**$ 213,284**	**$ 149,415**	**$ 109,943**	**$ (129,147)**
NET ASSETS, BEGINNING OF YEAR	**$ 2,469,910**	**$ 2,683,194**	**$ 2,683,194**	**$ 2,793,137**
NET ASSETS, END OF YEAR	**$ 2,683,194**	**$ 2,832,609**	**$ 2,793,137**	**$ 2,663,990**
NET ASSETS SUMMARY:				
Reserved Fund Balance	$ -	$ -	$ -	$ -
Unrestricted Fund Balance	2,683,194	2,832,609	2,793,137	2,663,990
TOTAL NET ASSETS SUMMARY	**$ 2,683,194**	**$ 2,832,609**	**$ 2,793,137**	**$ 2,663,990**

CITY OF JOPLIN
PROPOSED BUDGET REVENUE
FOR FISCAL YEAR 2019

ACCOUNT	ACCOUNT DESCRIPTION	FY 2016 ACTUAL REVENUE	FY 2017 ACTUAL REVENUE	FY 2018 BUDGETED REVENUE	FY 2018 ADJ BUDGET REVENUE	FY 2018 ESTIMATED REVENUE	FY 2019 PROPOSED REVENUE
FUND 512	WORKER'S COMP SELF-INSUR						
440-0802	WORKERS COMP INS ASSESS	966,769	867,922	887,191	887,191	888,646	654,141
*	CHARGES & ASSESSMENTS	966,769	867,922	887,191	887,191	888,646	654,141
450-0103	INVESTMENTS	0	0	0	0	0	0
450-0107	WORKERS COMP INTEREST	5,886	3,565	0	0	3,000	3,000
450-0203	REALIZED GAIN/LOSS	407	3,256-	0	0	0	0
450-0602	CLAIMS REFUNDED	568	2,116	500	500	0	0
450-0603	STOP LOSS REIMBURSEMENT	18,993	26,433	20,000	20,000	20,000	20,000
*	OTHER INCOME/DONATIONS	25,854	28,858	20,500	20,500	23,000	23,000
**	WORKER'S COMP SELF-INSUR	992,623	896,780	907,691	907,691	911,646	677,141

CITY OF JOPLIN
PROPOSED BUDGET EXPENDITURES
FOR FISCAL YEAR 2019

ACCOUNT	ACCOUNT DESCRIPTION	FY 2016 ACTUAL EXPENSES	FY 2017 ACTUAL EXPENSES	FY 2018 BUDGETED EXPENSES	FY 2018 ADJ BUDGET EXPENSES	FY 2018 ESTIMATED EXPENSES	FY 2019 PROPOSED EXPENSES
FUND 512	WORKER'S COMP SELF-INSUR						
DEPT 75	RISK MANAGEMENT						
DIV 03	WORKERS COMPENSATION						
500-1010	REGULAR-FT	0	159	15,343	15,508	15,508	16,025
500-1020	OVERTIME-FT	0	0	0	0	100	100
500-1505	HOLIDAY PAY	0	0	0	0	0	0
500-1520	VACATION PAY	0	0	0	0	0	0
500-1535	AUTO ALLOWANCE	0	7	0	0	602	602
500-1540	COMPENSATION TIME PAY	0	0	0	0	0	0
500-1565	SICK PAY	0	6	0	0	0	0
500-1570	FLOATING HOLIDAY PAY	0	0	0	0	0	0
500-1595	CELL PHONE ALLOWANCE	0	4	313	313	313	313
500-1605	HEALTH INSURANCE	0	0	0	0	5,300	6,148
500-1610	WORKER'S COMPENSATION	0	0	37	37	37	29
500-1615	FICA EXPENSE	0	13	1,174	1,174	1,174	1,053
500-1625	LAGERS RETIREMENT EXPENSE	0	0	2,211	2,211	2,211	2,164
500-1640	LIFE INSURANCE EXPENSE	0	0	33	33	33	34
500-1645	DENTAL INSURANCE	0	0	0	0	0	297
500-1650	DISABILITY INSURANCE-REG	0	1	50	50	50	53
500-1735	STAFF DEVELOPMENT	0	0	0	0	0	2,000
500-1780	EMPLOYEE SAFETY AWARDS	0	0	1,500	1,500	1,500	1,500
*	PERSONNEL SERVICES	0	190	20,661	20,826	26,828	30,318
500-2815	SPEC EVENTS & PROMOTIONS	0	0	0	0	2,500	2,500
500-5010	CONSULTING FEES	0	0	0	0	0	0
500-5235	BENEFIT PLAN ADMINISTRAT	39,881	31,675	45,000	45,000	55,000	55,000
500-5305	JUDGMENTS & CLAIMS	75,789	512,535	500,000	500,000	550,000	550,000
500-6005	TRAVEL EXPENSES	0	0	1,000	1,000	1,000	1,000
500-6010	CONFERENCES & SEMINARS	0	0	1,000	1,000	500	500
500-6105	DUES & MEMBERSHIPS	0	0	250	250	675	675
500-6110	PUBLICATIONS & SUBSCRIPT	0	0	200	200	200	200
*	OPERATIONAL SUPPLIES	115,670	544,210	547,450	547,450	609,875	609,875
500-7030	FEES & PERMITS	67,115	38,680	65,000	65,000	40,000	40,000
500-7110	INTEREST EXPENSE	0	0	0	0	0	0
500-7140	INSURANCE PREMIUMS	126,671	100,416	125,000	125,000	125,000	125,000
500-7305	LIABILITY INSURANCE	0	0	0	0	0	1,095
*	OTHER PURCHASES/SERVICES	193,786	139,096	190,000	190,000	165,000	166,095
500-9999	TRANSFER TO GENERAL FUND	0	0	0	0	0	0
*	OTHER FINANCING USES	0	0	0	0	0	0
**	WORKERS COMPENSATION	309,456	683,496	758,111	758,276	801,703	806,288

CITY OF JOPLIN
PROPOSED BUDGET EXPENDITURES
FOR FISCAL YEAR 2019

ACCOUNT	ACCOUNT DESCRIPTION	FY 2016 ACTUAL EXPENSES	FY 2017 ACTUAL EXPENSES	FY 2018 BUDGETED EXPENSES	FY 2018 ADJ BUDGET EXPENSES	FY 2018 ESTIMATED EXPENSES	FY 2019 PROPOSED EXPENSES
FUND 512 WORKER'S COMP SELF-INSUR							
DEPT 75 RISK MANAGEMENT							
DIV 03 WORKERS COMPENSATION							
***	RISK MANAGEMENT	309,456	683,496	758,111	758,276	801,703	806,288
****	WORKER'S COMP SELF-INSUR	309,456	683,496	758,111	758,276	801,703	806,288

Worker's Compensation Self-Insurance

2018-2019 Department Staffing

Division	FTE	Position
Workers Compensation	0.50	Human Resources Specialist
	0.50	Total FTE

Capital Expenses


CITY OF JOPLIN
STATE OF MISSOURI
KING IS KING
ADOPTED 1911

Liability & Property Self-Insurance


CITY OF JOPLIN
STATE OF MISSOURI
ADOPTED 1911

Liability & Property Self-Insurance

Fund Balance Projection

	FY 2017 Actuals	FY 2018 Adjusted Budget	FY 2018 Estimated Actuals	FY 2019 Proposed Budget
REVENUES				
Charges & Assessments	$ 1,341,003	$ 1,049,793	$ 1,049,793	$ 1,185,979
Other Income & Donations	2	-	-	-
TOTAL REVENUES	**$ 1,341,005**	**$ 1,049,793**	**$ 1,049,793**	**$ 1,185,979**
EXPENSES				
Risk Management Administration	$ 969,513	$ 1,090,326	$ 1,170,326	$ 1,171,798
TOTAL EXPENSES	**$ 969,513**	**$ 1,090,326**	**$ 1,170,326**	**$ 1,171,798**
EXCESS REVENUES OVER (UNDER) EXPENSES	**$ 371,492**	**$ (40,533)**	**$ (120,533)**	**$ 14,181**
OTHER FINANCING SOURCES (USES)				
Transfers In	$ -	$ -	$ -	$ -
Transfers Out	-	-	-	-
TOTAL OTHER FINANCING SOURCES (USES)	**$ -**	**$ -**	**$ -**	**$ -**
NET CHANGE IN NET ASSETS	**$ 371,492**	**$ (40,533)**	**$ (120,533)**	**$ 14,181**
NET ASSETS, BEGINNING OF YEAR	**$ 793,995**	**$ 1,165,487**	**$ 1,165,487**	**$ 1,044,954**
NET ASSETS, END OF YEAR	**$ 1,165,487**	**$ 1,124,954**	**$ 1,044,954**	**$ 1,059,135**
NET ASSETS SUMMARY:				
Reserved Fund Balance	$ -	$ -	$ -	$ -
Unrestricted Fund Balance	1,165,487	1,124,954	1,044,954	1,059,135
TOTAL NET ASSETS SUMMARY	**$ 1,165,487**	**$ 1,124,954**	**$ 1,044,954**	**$ 1,059,135**

CITY OF JOPLIN
PROPOSED BUDGET REVENUE
FOR FISCAL YEAR 2019

ACCOUNT	ACCOUNT DESCRIPTION	FY 2016 ACTUAL REVENUE	FY 2017 ACTUAL REVENUE	FY 2018 BUDGETED REVENUE	FY 2018 ADJ BUDGET REVENUE	FY 2018 ESTIMATED REVENUE	FY 2019 PROPOSED REVENUE
FUND 515	LIABILITY & PROPERTY INS						
440-0801	GENERAL LIABILITY ASSESS	1,095,991	1,341,003	1,049,793	1,049,793	1,049,793	1,185,979
*	CHARGES & ASSESSMENTS	1,095,991	1,341,003	1,049,793	1,049,793	1,049,793	1,185,979
450-0103	INVESTMENTS	0	0	0	0	0	0
450-0204	GAIN/LOSS ON INVESTMENTS	0	0	0	0	0	0
450-0603	STOP LOSS REIMBURSEMENT	0	0	0	0	0	0
450-0604	INSURANCE CLAIM SETTLEMNT	874	2	0	0	0	0
*	OTHER INCOME/DONATIONS	874	2	0	0	0	0
**	LIABILITY & PROPERTY INS	1,096,865	1,341,005	1,049,793	1,049,793	1,049,793	1,185,979

CITY OF JOPLIN
PROPOSED BUDGET EXPENDITURES
FOR FISCAL YEAR 2019

ACCOUNT	ACCOUNT DESCRIPTION	FY 2016 ACTUAL EXPENSES	FY 2017 ACTUAL EXPENSES	FY 2018 BUDGETED EXPENSES	FY 2018 ADJ BUDGET EXPENSES	FY 2018 ESTIMATED EXPENSES	FY 2019 PROPOSED EXPENSES
FUND 515	LIABILITY & PROPERTY INS						
DEPT 75	RISK MANAGEMENT						
DIV 01	ADMINISTRATION						
500-1010	REGULAR-FT	23,992	7,949	15,343	15,508	15,508	16,025
500-1020	OVERTIME-FT	0	130	0	0	100	100
500-1505	HOLIDAY PAY	829	373	0	0	0	0
500-1510	LONGEVITY PAY	781	82	0	0	0	0
500-1520	VACATION PAY	1,782	268	0	0	0	0
500-1535	AUTO ALLOWANCE	0	7	0	0	600	602
500-1540	COMPENSATION TIME PAY	0	8	0	0	0	0
500-1565	SICK PAY	207	89	0	0	0	0
500-1570	FLOATING HOLIDAY PAY	0	0	0	0	0	0
500-1595	CELL PHONE ALLOWANCE	314	131	313	313	313	313
500-1605	HEALTH INSURANCE	5,145	2,288	0	0	5,300	6,148
500-1610	WORKER'S COMPENSATION	235	22	37	37	37	29
500-1615	FICA EXPENSE	2,020	623	1,174	1,174	1,174	1,046
500-1625	LAGERS RETIREMENT EXPENSE	4,961	2,075	2,211	2,211	2,211	2,151
500-1635	DEFERRED COMP EXPENSE	717	0	0	0	0	0
500-1640	LIFE INSURANCE EXPENSE	57	18	33	33	33	34
500-1645	DENTAL INSURANCE	272	46	0	0	0	297
500-1650	DISABILITY INSURANCE-REG	86	27	50	50	50	53
500-1755	STAFF HEALTH CLUB REIMB	10	0	0	0	0	0
*	PERSONNEL SERVICES	41,408	14,136	19,161	19,326	25,326	26,798
500-5010	CONSULTING FEES	35,570	0	0	0	0	0
500-5015	LEGAL FEES	40,968	0	100,000	100,000	100,000	100,000
500-5235	BENEFIT PLAN ADMINISTRAT	0	0	15,000	15,000	15,000	15,000
500-5305	JUDGMENTS & CLAIMS	264,126	370,525	250,000	250,000	400,000	400,000
500-6105	DUES & MEMBERSHIPS	0	0	0	0	0	0
*	OPERATIONAL SUPPLIES	340,664	370,525	365,000	365,000	515,000	515,000
500-7005	PRINTING SERVICES	0	29	0	0	0	0
500-7030	FEES & PERMITS	461	0	1,000	1,000	0	0
500-7085	UNEMPLOYMENT CLAIMS	0	16,519	25,000	25,000	30,000	30,000
500-7140	INSURANCE PREMIUMS	678,651	568,304	680,000	680,000	600,000	600,000
*	OTHER PURCHASES/SERVICES	679,112	584,852	706,000	706,000	630,000	630,000
500-9999	TRANSFER TO GENERAL FUND	0	0	0	0	0	0
*	OTHER FINANCING USES	0	0	0	0	0	0
**	ADMINISTRATION	1,061,184	969,513	1,090,161	1,090,326	1,170,326	1,171,798
***	RISK MANAGEMENT	1,061,184	969,513	1,090,161	1,090,326	1,170,326	1,171,798
****	LIABILITY & PROPERTY INS	1,061,184	969,513	1,090,161	1,090,326	1,170,326	1,171,798


CITY OF JOPLIN
STATE OF MISSOURI
ZINC IS KING

Liability & Property Self-Insurance

2018-2019 Department Staffing

Division	FTE	Position
Risk Management	0.50	Human Resources Specialist
	0.50	**Total FTE**

Capital Expenses


CITY OF JOPLIN
STATE OF MISSOURI
ZINC IS KING
ADOPTED 1917

Emergency Communications


CITY OF JOPLIN
STATE OF MISSOURI
ADOPTED 1911

Emergency Communications

Fund Balance Projection

	FY 2017 Actuals	FY 2018 Adjusted Budget	FY 2018 Estimated Actuals	FY 2019 Proposed Budget
REVENUES				
Licenses & Permits	$ -	$ -	$ -	$ -
Service Charges & User Fees	2,091,370	2,018,695	2,022,821	1,827,045
Other Income & Donations	25	-	-	-
Federal Grants	-	-	-	-
TOTAL REVENUES	**$ 2,091,395**	**$ 2,018,695**	**$ 2,022,821**	**$ 1,827,045**
EXPENSES				
Communications Dispatch Services	$ 1,175,583	$ 1,544,770	$ 1,343,254	$ 1,329,597
Communications Radio Services	290,657	489,943	477,743	472,979
(Less Fixed Assets)	-	(100,266)	(94,701)	(90,510)
TOTAL EXPENSES	**$ 1,466,240**	**$ 1,934,447**	**$ 1,726,296**	**$ 1,712,066**
EXCESS REVENUES OVER (UNDER) EXPENSES	**$ 625,155**	**$ 84,248**	**$ 296,525**	**$ 114,979**
OTHER FINANCING SOURCES (USES)				
Transfers In	$ -	$ -	$ -	$ -
Transfers Out	(94,213)	(91,439)	(91,439)	(95,095)
TOTAL OTHER FINANCING SOURCES (USES)	**$ (94,213)**	**$ (91,439)**	**$ (91,439)**	**$ (95,095)**
NET CHANGE IN NET ASSETS	**$ 530,942**	**$ (7,191)**	**$ 205,086**	**$ 19,884**
NET ASSETS, BEGINNING OF YEAR	**$ 847,401**	**$ 1,378,343**	**$ 1,378,343**	**$ 1,583,429**
NET ASSETS, END OF YEAR	**$ 1,378,343**	**$ 1,371,152**	**$ 1,583,429**	**$ 1,603,313**
NET ASSETS SUMMARY:				
Invested in Capital Assets	$ 1,370,836	$ 1,021,102	$ 1,215,537	$ 1,056,047
Unrestricted Net Assets	7,507	350,050	367,892	547,266
TOTAL NET ASSETS SUMMARY	**$ 1,378,343**	**$ 1,371,152**	**$ 1,583,429**	**$ 1,603,313**

CITY OF JOPLIN
PROPOSED BUDGET REVENUE
FOR FISCAL YEAR 2019

ACCOUNT	ACCOUNT DESCRIPTION	FY 2016 ACTUAL REVENUE	FY 2017 ACTUAL REVENUE	FY 2018 BUDGETED REVENUE	FY 2018 ADJ BUDGET REVENUE	FY 2018 ESTIMATED REVENUE	FY 2019 PROPOSED REVENUE
FUND 520	EMERGENCY COMMUNICATIONS						
410-0107	ALARM PERMIT FEES	0	0	0	0	0	0
*	LICENSES & PERMITS	0	0	0	0	0	0
430-1201	FALSE ALARM FEES	29,675	27,300	30,000	30,000	30,000	30,000
430-1203	POLICE ASSESSMENT	1,322,394	1,753,603	1,627,944	1,627,944	1,627,944	1,460,870
430-1204	FIRE ASSESSMENT	185,723	242,789	279,440	279,440	279,440	249,877
430-1205	HEALTH DEPT ASSESSMENT	11,478	11,478	11,478	11,478	11,478	11,478
430-1206	MAPS DEPT ASSESSMENT	21,008	21,008	21,008	21,008	21,008	21,008
430-1207	PUBLIC WORKS ASSESSMENT	26,260	26,260	26,260	26,260	26,260	27,247
430-1208	PARKS ASSESSMENT	6,565	6,565	6,565	6,565	6,565	6,565
430-1209	METS COMMUNICATIONS FEE	8,528	5,318	3,500	3,500	3,500	3,500
430-1210	NEWTON CO 911 FEES	20,279	14,735-	0	0	5,500	5,500
430-1211	MSSU USER FEE	11,647	252	0	0	126	0
430-1212	DUQUESNE USER FEE	20,968	11,532	12,500	12,500	11,000	11,000
*	SERVICE CHARGES/USER FEES	1,664,525	2,091,370	2,018,695	2,018,695	2,022,821	1,827,045
450-0103	INVESTMENTS	0	0	0	0	0	0
450-0204	GAIN/LOSS ON INVESTMENTS	0	0	0	0	0	0
450-0401	CITY RESALE PROCEEDS	0	0	0	0	0	0
450-0402	GAIN/LOSS-SALE OF PROP	0	0	0	0	0	0
450-0406	SALE OF PROP & EQUIP	0	0	0	0	0	0
450-0604	INSURANCE CLAIM SETTLEMNT	0	0	0	0	0	0
450-0611	OTHER INCOME	325-	25	0	0	0	0
*	OTHER INCOME/DONATIONS	325-	25	0	0	0	0
470-0207	FEMA-FEDERAL DISASTER	1,281-	0	0	0	0	0
*	FEDERAL GRANTS	1,281-	0	0	0	0	0
**	EMERGENCY COMMUNICATIONS	1,662,919	2,091,395	2,018,695	2,018,695	2,022,821	1,827,045

CITY OF JOPLIN
PROPOSED BUDGET EXPENDITURES
FOR FISCAL YEAR 2019

ACCOUNT	ACCOUNT DESCRIPTION	FY 2016 ACTUAL EXPENSES	FY 2017 ACTUAL EXPENSES	FY 2018 BUDGETED EXPENSES	FY 2018 ADJ BUDGET EXPENSES	FY 2018 ESTIMATED EXPENSES	FY 2019 PROPOSED EXPENSES
FUND 520	EMERGENCY COMMUNICATIONS						
DEPT 85	EMERGENCY COMMUNICATIONS						
DIV 02	COMM DISPATCH SERVICES						
510-1010	REGULAR-FT	554,215	543,507	669,825	674,590	674,590	668,917
510-1020	OVERTIME-FT	7,796	18,837	12,000	12,000	12,000	12,000
510-1110	REGULAR-PT	0	0	0	0	0	0
510-1410	OTHER STIPENDS	0	0	0	0	0	0
510-1505	HOLIDAY PAY	18,633	17,121	0	0	0	0
510-1510	LONGEVITY PAY	8,226	6,477	6,059	6,059	6,059	5,682
510-1520	VACATION PAY	30,597	27,748	0	0	0	0
510-1530	STANDBY PAY	301	1,339	500	500	500	500
510-1540	COMPENSATION TIME PAY	0	203	0	0	0	0
510-1545	CARE LEAVE PAY	1,618	0	0	0	0	0
510-1565	SICK PAY	19,963	15,244	0	0	0	0
510-1570	FLOATING HOLIDAY PAY	5,041	5,162	0	0	0	0
510-1575	CITIZENSHIP LEAVE PAY	0	0	0	0	0	0
510-1595	CELL PHONE ALLOWANCE	628	548	626	626	626	626
510-1605	HEALTH INSURANCE	125,389	131,241	155,194	155,194	155,194	150,164
510-1610	WORKER'S COMPENSATION	1,947	1,542	1,584	1,584	1,584	1,168
510-1615	FICA EXPENSE	47,022	45,927	49,037	49,037	49,037	50,618
510-1625	LAGERS RETIREMENT EXPENSE	115,548	95,481	93,707	93,707	93,707	87,341
510-1635	DEFERRED COMP EXPENSE	1,509	1,317	1,504	1,504	1,504	1,504
510-1640	LIFE INSURANCE EXPENSE	1,297	1,155	1,435	1,435	1,435	1,431
510-1645	DENTAL INSURANCE	6,142	6,097	7,028	7,028	7,028	7,404
510-1650	DISABILITY INSURANCE-REG	1,984	1,771	2,240	2,240	2,240	2,202
510-1755	STAFF HEALTH CLUB REIMB	0	30	0	0	0	0
510-1805	OPEB BENEFIT EXPENSE	1,208	275-	0	0	0	0
*	PERSONNEL SERVICES	949,064	920,472	1,000,739	1,005,504	1,005,504	989,557
510-2040	HARDWARE SUPPLIES	0	0	1,000	1,000	749	225
510-2050	OPERATIONAL SUPPLIES	1,985	15,589	2,000	2,000	2,000	2,000
510-2105	COMPUTER SUPPLIES	896	572	1,000	1,000	750	750
510-2108	COMPUTER PERIPHERALS	0	0	0	0	0	0
510-2120	GENERAL OFFICE SUPPLIES	226	9	250	250	200	200
510-2130	SMALL OFFICE FURNISHINGS	479	388	2,500	2,500	2,349	1,100
510-2610	FIRST AID SUPPLIES	261	0	0	0	0	0
510-2745	PORTABLE COMMUNICATION S	2,500	876	2,500	2,500	1,000	1,000
510-3015	TELEPHONE CHARGES	14,859	12,049	11,000	11,000	15,000	15,000
510-3025	CABLE CHARGES	200	343	375	375	450	500
510-3120	OTHER UTILITY SERVICES	422	0	500	500	562	500
510-3205	POSTAGE	0	1	0	0	0	0
510-3210	FREIGHT & DELIVERY	580	1,455	1,000	1,000	1,000	1,000
510-5215	COMMUNICATION SERVICES	30	0	0	0	0	0
510-5265	MAINTENANCE CONTRACTS/AGR	11,896	19,562	22,000	22,000	22,000	22,000
510-6005	TRAVEL EXPENSES	1,474	957	5,000	5,000	4,000	4,000
510-6010	CONFERENCES & SEMINARS	1,445	1,903	5,000	5,000	4,000	4,000

CITY OF JOPLIN
PROPOSED BUDGET EXPENDITURES
FOR FISCAL YEAR 2019

ACCOUNT	ACCOUNT DESCRIPTION	FY 2016 ACTUAL EXPENSES	FY 2017 ACTUAL EXPENSES	FY 2018 BUDGETED EXPENSES	FY 2018 ADJ BUDGET EXPENSES	FY 2018 ESTIMATED EXPENSES	FY 2019 PROPOSED EXPENSES
FUND 520 EMERGENCY COMMUNICATIONS							
DEPT 85 EMERGENCY COMMUNICATIONS							
DIV 02 COMM DISPATCH SERVICES							
510-6105	DUES & MEMBERSHIPS	967	798	600	600	1,194	800
510-6110	PUBLICATIONS & SUBSCRIPT	189	0	250	250	30	30
*	OPERATIONAL SUPPLIES	38,409	54,502	54,975	54,975	55,284	53,105
510-7005	PRINTING SERVICES	996	1,177	1,000	1,000	1,000	1,000
510-7010	COPY SERVICES	2,883	4,167	3,850	3,850	4,200	4,200
510-7030	FEES & PERMITS	587	0	0	0	0	0
510-7125	DEPRECIATION EXPENSE	320,448	170,351	450,000	450,000	250,000	250,000
510-7305	LIABILITY INSURANCE	19,683	24,914	19,191	19,191	19,191	21,475
*	OTHER PURCHASES/SERVICES	344,597	200,609	474,041	474,041	274,391	276,675
510-8230	EMERGENCY OPERATING EQUIP	0	0	1,500	1,500	978	0
510-8315	COMPUTER EQUIPMENT	0	0	8,750	8,750	7,097	10,260
*	CAPITAL OUTLAY & IMPROVE	0	0	10,250	10,250	8,075	10,260
510-9999	TRANSFER TO GENERAL FUND	24,327	94,213	91,439	91,439	91,439	95,095
*	OTHER FINANCING USES	24,327	94,213	91,439	91,439	91,439	95,095
**	COMM DISPATCH SERVICES	1,356,397	1,269,796	1,631,444	1,636,209	1,434,693	1,424,692

CITY OF JOPLIN
PROPOSED BUDGET EXPENDITURES
FOR FISCAL YEAR 2019

ACCOUNT	ACCOUNT DESCRIPTION	FY 2016 ACTUAL EXPENSES	FY 2017 ACTUAL EXPENSES	FY 2018 BUDGETED EXPENSES	FY 2018 ADJ BUDGET EXPENSES	FY 2018 ESTIMATED EXPENSES	FY 2019 PROPOSED EXPENSES
FUND 520 EMERGENCY COMMUNICATIONS							
DEPT 85 EMERGENCY COMMUNICATIONS							
DIV 03 COMM RADIO SERVICES							
510-1010	REGULAR-FT	97,601	97,237	112,090	112,765	112,765	114,685
510-1020	OVERTIME-FT	694	350	500	500	500	500
510-1505	HOLIDAY PAY	3,274	3,291	0	0	0	0
510-1510	LONGEVITY PAY	2,134	2,299	2,957	2,957	2,957	2,933
510-1520	VACATION PAY	6,307	8,422	0	0	0	0
510-1530	STANDBY PAY	1,297	1,901	1,500	1,500	1,500	1,500
510-1540	COMPENSATION TIME PAY	0	0	0	0	0	0
510-1565	SICK PAY	1,078	1,876	0	0	0	0
510-1570	FLOATING HOLIDAY PAY	818	829	0	0	0	0
510-1595	CELL PHONE ALLOWANCE	1,177	1,174	1,173	1,173	1,173	1,173
510-1605	HEALTH INSURANCE	10,065	11,200	11,687	11,687	11,687	11,824
510-1610	WORKER'S COMPENSATION	309	273	272	272	272	205
510-1615	FICA EXPENSE	8,840	8,869	9,071	9,071	9,071	9,267
510-1620	POLICE & FIRE PENSION EXP	0	0	0	0	0	0
510-1625	LAGERS RETIREMENT EXPENSE	17,109	15,491	16,078	16,078	16,078	15,341
510-1635	DEFERRED COMP EXPENSE	1,509	1,505	1,504	1,504	1,504	1,504
510-1640	LIFE INSURANCE EXPENSE	230	231	240	240	240	245
510-1645	DENTAL INSURANCE	560	236	225	225	225	241
510-1650	DISABILITY INSURANCE-REG	352	354	377	377	377	375
510-1805	OPEB BENEFIT EXPENSE	119	0	0	0	0	0
*	PERSONNEL SERVICES	153,473	155,538	157,674	158,349	158,349	159,793
510-2040	HARDWARE SUPPLIES	938	951	1,000	1,000	1,000	1,000
510-2050	OPERATIONAL SUPPLIES	51	1,408	1,500	1,500	1,500	1,500
510-2130	SMALL OFFICE FURNISHINGS	0	0	250	250	250	0
510-2405	HAND TOOLS	1,443	641	1,000	1,000	1,000	1,000
510-2745	PORTABLE COMMUNICATION S	19,356	4,649	15,000	17,358	10,000	10,000
510-2835	EQUIPMENT LEASE & RENTAL	37,896	40,750	40,000	40,000	40,000	40,000
510-3015	TELEPHONE CHARGES	655	378	450	450	150	150
510-3115	FUEL,OIL,& DIESEL	141	254	250	250	300	300
510-3210	FREIGHT & DELIVERY	341	550	350	350	350	350
510-4105	PROPERTY REPAIRS & MAINT	614	2,043	2,000	2,000	2,000	2,000
510-4125	GENERAL EQUIPMENT REPAIRS	7,218	6,510	8,000	8,000	7,000	7,000
510-4210	CENTRAL GARAGE REPAIRS	1,491	525	1,000	1,000	1,000	1,000
510-5215	COMMUNICATION SERVICES	980	1,572	1,000	1,000	1,000	1,000
510-5265	MAINTENANCE CONTRACTS/AGR	120,319	70,879	162,700	162,700	162,700	162,700
510-6005	TRAVEL EXPENSES	1,767	1,126	1,500	1,500	1,348	1,500
510-6010	CONFERENCES & SEMINARS	670	0	1,000	1,000	950	1,000
*	OPERATIONAL SUPPLIES	193,880	132,236	237,000	239,358	230,548	230,500
510-7305	LIABILITY INSURANCE	2,197	2,883	2,220	2,220	2,220	2,436

CITY OF JOPLIN
PROPOSED BUDGET EXPENDITURES
FOR FISCAL YEAR 2019

ACCOUNT	ACCOUNT DESCRIPTION	FY 2016 ACTUAL EXPENSES	FY 2017 ACTUAL EXPENSES	FY 2018 BUDGETED EXPENSES	FY 2018 ADJ BUDGET EXPENSES	FY 2018 ESTIMATED EXPENSES	FY 2019 PROPOSED EXPENSES
FUND 520 EMERGENCY COMMUNICATIONS							
DEPT 85 EMERGENCY COMMUNICATIONS							
DIV 03 COMM RADIO SERVICES							
*	OTHER PURCHASES/SERVICES	2,197	2,883	2,220	2,220	2,220	2,436
510-8230	EMERGENCY OPERATING EQUIP	0	0	39,600	90,016	86,626	79,400
510-8315	COMPUTER EQUIPMENT	0	0	0	0	0	850
*	CAPITAL OUTLAY & IMPROVE	0	0	39,600	90,016	86,626	80,250
**	COMM RADIO SERVICES	349,550	290,657	436,494	489,943	477,743	472,979
***	EMERGENCY COMMUNICATIONS	1,705,947	1,560,453	2,067,938	2,126,152	1,912,436	1,897,671
****	EMERGENCY COMMUNICATIONS	1,705,947	1,560,453	2,067,938	2,126,152	1,912,436	1,897,671

Emergency Communications

2018-2019 Department Staffing

Division	FTE	Position
Comm. Dispatch Services	1.00	Public Safety Communications Manager
	3.00	Public Safety Communications Supervisor
	16.00	Public Safety Communications Operator
Comm. Radio Services	1.00	Communications Technician Manager
	1.00	Communications Technician
	22.00	**Total FTE**

Capital Expenses

Division		
Comm. Dispatch Services	Replacement High-End Computer (2)	$ 3,500
	Comtech E-Media Text-to-911 Software	6,760
Comm. Radio Services	Replacement Portable XTS3000 Radio with APX6000 (15)	58,500
	Replacement Portable XTS3000 Radio with APX7000 (2)	14,000
	Mobile APX1500 Radio (3)	6,900
	Replacement Computer	850
		$ 90,510


CITY OF JOPLIN
STATE OF MISSOURI
ZINC IS KING

Joplin TIF Commission


CITY OF JOPLIN
STATE OF MISSOURI
KING IS KING
ADOPTED 1911

Joplin TIF Commission

Fund Balance Projection

	FY 2017 Actuals	FY 2018 Adjusted Budget	FY 2018 Estimated Actuals	FY 2019 Proposed Budget
REVENUES				
Taxes	$ 1,792,764	$ 2,015,000	$ 2,095,000	$ 2,095,000
Other Income & Donations	1,299	2,000	2,000	2,000
TOTAL REVENUES	**$ 1,794,063**	**$ 2,017,000**	**$ 2,097,000**	**$ 2,097,000**
EXPENDITURES				
TIF Projects	$ 112,792	$ 2,116,000	$ 2,130,333	$ 2,113,000
TOTAL EXPENDITURES	**$ 112,792**	**$ 2,116,000**	**$ 2,130,333**	**$ 2,113,000**
EXCESS REVENUES OVER (UNDER) EXPENDITURES	**$ 1,681,271**	**$ (99,000)**	**$ (33,333)**	**$ (16,000)**
OTHER FINANCING SOURCES (USES)				
Transfers In	$ -	$ -	$ -	$ -
Transfers Out	-	-	-	-
TOTAL OTHER FINANCING SOURCES (USES)	$ -	$ -	$ -	$ -
NET CHANGE IN FUND BALANCE	**$ 1,681,271**	**$ (99,000)**	**$ (33,333)**	**$ (16,000)**
FUND BALANCE, BEGINNING OF YEAR	**$ 248,557**	**$ 1,929,828**	**$ 1,929,828**	**$ 1,896,495**
FUND BALANCE, END OF YEAR	**$ 1,929,828**	**$ 1,830,828**	**$ 1,896,495**	**$ 1,880,495**
FUND BALANCE SUMMARY:				
Reserved Fund Balance	$ -	$ -	$ -	$ -
Unrestricted Fund Balance	1,929,828	1,830,828	1,896,495	1,880,495
TOTAL FUND BALANCE SUMMARY	**$ 1,929,828**	**$ 1,830,828**	**$ 1,896,495**	**$ 1,880,495**

CITY OF JOPLIN
PROPOSED BUDGET REVENUE
FOR FISCAL YEAR 2019

ACCOUNT	ACCOUNT DESCRIPTION	FY 2016 ACTUAL REVENUE	FY 2017 ACTUAL REVENUE	FY 2018 BUDGETED REVENUE	FY 2018 ADJ BUDGET REVENUE	FY 2018 ESTIMATED REVENUE	FY 2019 PROPOSED REVENUE
FUND 650	TIF COMMISSION						
400-0107	TIF PILOT TAXES	283,823	283,922	300,000	300,000	300,000	300,000
400-0309	TIF SALES TAX REVENUE	1,136,436	1,087,774	1,125,000	1,125,000	1,200,000	1,200,000
400-0310	CO TIF SALES TAX REVENUE	418,655	405,289	500,000	500,000	500,000	500,000
400-0311	TDD SALES TAX-TIF PORTION	72,924	79	75,000	75,000	75,000	75,000
400-0406	TIF FRANCHISE TAX REVENUE	16,665	15,700	15,000	15,000	20,000	20,000
*	TAXES	1,928,503	1,792,764	2,015,000	2,015,000	2,095,000	2,095,000
450-0115	TIF INTEREST	755	1,299	2,000	2,000	2,000	2,000
450-0611	OTHER INCOME	0	0	0	0	0	0
*	OTHER INCOME/DONATIONS	755	1,299	2,000	2,000	2,000	2,000
**	TIF COMMISSION	1,929,258	1,794,063	2,017,000	2,017,000	2,097,000	2,097,000

CITY OF JOPLIN
PROPOSED BUDGET EXPENDITURES
FOR FISCAL YEAR 2019

ACCOUNT	ACCOUNT DESCRIPTION	FY 2016 ACTUAL EXPENSES	FY 2017 ACTUAL EXPENSES	FY 2018 BUDGETED EXPENSES	FY 2018 ADJ BUDGET EXPENSES	FY 2018 ESTIMATED EXPENSES	FY 2019 PROPOSED EXPENSES
FUND 650 TIF COMMISSION							
DEPT 20 FINANCE							
DIV 10 TIF PROJECTS							
500-7070	TIF DEVELOPER COSTS-NORTH	0	1,495	0	0	17,333	0
500-7071	TIF DEVELOPER COSTS-1717	0	2,754	0	0	0	0
500-7072	COUNTY ADMIN FEE-NORTHPAR	6,718	6,897	8,000	8,000	7,000	7,000
500-7073	COUNTY ADMIN FEE-1717	5,839	5,267	8,000	8,000	6,000	6,000
500-7999	GAAP ADJUSTMENT	0	0	0	0	0	0
*	OTHER PURCHASES/SERVICES	12,557	16,413	16,000	16,000	30,333	13,000
500-8695	TIF PROJECTS-NORTHPARK CR	17,757-	0	1,100,000	1,100,000	1,100,000	1,100,000
500-8696	TIF PROJECTS-1717 MARKETP	20,572	96,379	1,000,000	1,000,000	1,000,000	1,000,000
500-8697	TIF PROJECTS-JOPL RECOVER	0	0	0	0	0	0
*	CAPITAL OUTLAY & IMPROVE	2,815	96,379	2,100,000	2,100,000	2,100,000	2,100,000
**	TIF PROJECTS	15,372	112,792	2,116,000	2,116,000	2,130,333	2,113,000
***	FINANCE	15,372	112,792	2,116,000	2,116,000	2,130,333	2,113,000
****	TIF COMMISSION	15,372	112,792	2,116,000	2,116,000	2,130,333	2,113,000


CITY OF JOPLIN
STATE OF MISSOURI

Joplin TIF Commission

2018-2019 Department Staffing

Capital Expenditures

Division		
TIF Projects	Northpark Crossing TIF	$ 1,100,000
	1717 Market Place TIF	1,000,000
		$ 2,100,000


CITY OF JOPLIN
STATE OF MISSOURI
ZINC IS KING
ADOPTED 1911

Joplin Redevelopment Corporation


CITY OF JOPLIN
STATE OF MISSOURI
ZINC IS KING
1873
ADOPTED 1911

Joplin Redevelopment Corp.

Fund Balance Projection

	FY 2017 Actuals	FY 2018 Adjusted Budget	FY 2018 Estimated Actuals	FY 2019 Proposed Budget
REVENUES				
Taxes	$ 3,457,347	$ 3,245,000	$ 3,742,000	$ 3,750,000
Other Income & Donations	(36,621)	1,000	28,000	27,000
TOTAL REVENUES	**$ 3,420,726**	**$ 3,246,000**	**$ 3,770,000**	**$ 3,777,000**
EXPENDITURES				
JRC Projects	$ 1,174,832	$ 1,396,582	$ 1,236,582	$ 1,236,582
TOTAL EXPENDITURES	**$ 1,174,832**	**$ 1,396,582**	**$ 1,236,582**	**$ 1,236,582**
EXCESS REVENUES OVER (UNDER) EXPENDITURES	**$ 2,245,894**	**$ 1,849,418**	**$ 2,533,418**	**$ 2,540,418**
OTHER FINANCING SOURCES (USES)				
Transfers In	$ -	$ -	$ -	$ -
Transfers Out	(2,128,759)	(499,270)	(499,270)	-
TOTAL OTHER FINANCING SOURCES (USES)	**$ (2,128,759)**	**$ (499,270)**	**$ (499,270)**	**$ -**
NET CHANGE IN FUND BALANCE	**$ 117,135**	**$ 1,350,148**	**$ 2,034,148**	**$ 2,540,418**
FUND BALANCE, BEGINNING OF YEAR	**$ 2,230,713**	**$ 2,347,848**	**$ 2,347,848**	**$ 4,381,996**
FUND BALANCE, END OF YEAR	**$ 2,347,848**	**$ 3,697,996**	**$ 4,381,996**	**$ 6,922,414**
FUND BALANCE SUMMARY:				
Reserved Fund Balance	$ -	$ -	$ -	$ -
Unrestricted Fund Balance	2,347,848	3,697,996	4,381,996	6,922,414
TOTAL FUND BALANCE SUMMARY	**$ 2,347,848**	**$ 3,697,996**	**$ 4,381,996**	**$ 6,922,414**

CITY OF JOPLIN
PROPOSED BUDGET REVENUE
FOR FISCAL YEAR 2019

ACCOUNT	ACCOUNT DESCRIPTION	FY 2016 ACTUAL REVENUE	FY 2017 ACTUAL REVENUE	FY 2018 BUDGETED REVENUE	FY 2018 ADJ BUDGET REVENUE	FY 2018 ESTIMATED REVENUE	FY 2019 PROPOSED REVENUE
FUND 710	JOPLIN REDEVELOPMENT CORP						
400-0107	TIF PILOT TAXES	1,344,311	1,822,499	1,725,000	1,725,000	1,892,000	1,900,000
400-0309	TIF SALES TAX REVENUE	974,975	1,133,384	1,000,000	1,000,000	1,200,000	1,200,000
400-0310	CO TIF SALES TAX REVENUE	362,159	358,144	400,000	400,000	500,000	500,000
400-0311	TDD SALES TAX-TIF PORTION	0	0	0	0	0	0
400-0406	TIF FRANCHISE TAX REVENUE	119,420	143,320	120,000	120,000	150,000	150,000
*	TAXES	2,800,865	3,457,347	3,245,000	3,245,000	3,742,000	3,750,000
450-0113	BOND ESCROW FUNDS	1,090	7,508	1,000	1,000	20,000	20,000
450-0115	TIF INTEREST	0	512	0	0	2,000	2,000
450-0205	GAIN/LOSS ON BONDS	0	46,141-	0	0	0	0
450-0405	SALE OF REAL PROPERTY	250,996-	0	0	0	0	0
450-0611	OTHER INCOME	0	1,500	0	0	6,000	5,000
450-0626	DALA TAX CREDIT PROCEEDS	0	0	0	0	0	0
*	OTHER INCOME/DONATIONS	249,906-	36,621-	1,000	1,000	28,000	27,000
460-0109	ECONOMIC DEVELOPMENT FUND	0	0	0	0	0	0
*	TRANSFERS/SUBSIDIES	0	0	0	0	0	0
**	JOPLIN REDEVELOPMENT CORP	2,550,959	3,420,726	3,246,000	3,246,000	3,770,000	3,777,000
		2,550,959	3,420,726	3,246,000	3,246,000	3,770,000	3,777,000

CITY OF JOPLIN
PROPOSED BUDGET EXPENDITURES
FOR FISCAL YEAR 2019

ACCOUNT	ACCOUNT DESCRIPTION	FY 2016 ACTUAL EXPENSES	FY 2017 ACTUAL EXPENSES	FY 2018 BUDGETED EXPENSES	FY 2018 ADJ BUDGET EXPENSES	FY 2018 ESTIMATED EXPENSES	FY 2019 PROPOSED EXPENSES
FUND 710 JOPLIN REDEVELOPMENT CORP							
DEPT 17 MASTER DEVELOPMENT							
DIV 10 TIF PROJECTS							
500-5015	LEGAL FEES	418	383	0	0	0	0
500-5040	COUNTY RECORDER FEES	0	0	500	500	500	500
*	OPERATIONAL SUPPLIES	418	383	500	500	500	500
500-7020	LEGAL NOTICES	0	0	1,000	1,000	1,000	1,000
500-7025	LAND CLOSING COSTS	0	0	0	0	0	0
500-7030	FEES & PERMITS	15,050	21,451	25,000	25,000	25,000	25,000
500-7079	CITY ADMIN FEE-RECOVERY	31,756	61,692	50,000	50,000	100,000	100,000
500-7110	INTEREST EXPENSE	1,205,394	975,490	1,204,000	1,204,000	1,000,000	1,000,000
500-7140	INSURANCE PREMIUMS	10,622	8,158	15,000	15,000	10,000	10,000
500-7145	AMORTIZATION EXPENSE	8,469	8,184	0	0	0	0
500-7310	BOND AGENT COSTS	3,680	3,392	5,000	5,000	4,000	4,000
*	OTHER PURCHASES/SERVICES	1,274,971	1,078,367	1,300,000	1,300,000	1,140,000	1,140,000
500-8105	LAND ACQUISITIONS	0	0	0	0	0	0
500-8125	LAND LEASE	96,082	96,082	96,082	96,082	96,082	96,082
500-8697	TIF PROJECTS-JOPL RECOVER	0	0	0	0	0	0
*	CAPITAL OUTLAY & IMPROVE	96,082	96,082	96,082	96,082	96,082	96,082
500-9995	TRANSFER TO CONSTRUCTION	1,714,635	2,128,759	499,270	499,270	499,270	0
*	OTHER FINANCING USES	1,714,635	2,128,759	499,270	499,270	499,270	0
**	TIF PROJECTS	3,086,106	3,303,591	1,895,852	1,895,852	1,735,852	1,236,582
***	MASTER DEVELOPMENT	3,086,106	3,303,591	1,895,852	1,895,852	1,735,852	1,236,582
****	JOPLIN REDEVELOPMENT CORP	3,086,106	3,303,591	1,895,852	1,895,852	1,735,852	1,236,582
		140,668,676	159,661,197	174,785,141	189,334,671	167,760,784	144,497,329

Joplin Redevelopment Corp.

2018-2019 Department Staffing

Capital Expenditures

CITY OF

JOPLIN

MISSOURI



Joplin Public Library

FY 2019 PROPOSED BUDGET
BUDGET OVERVIEW

September 10-12, 2018

Budget Summary

	Governmental Funds	Proprietary Funds	Component Units	Total All Funds
REVENUES				
Taxes	$ 48,813,007	$ -	$ 5,845,000	$ 54,658,007
Licenses & Permits	1,742,200	-	-	1,742,200
Fines & Forfeitures	1,094,100	-	-	1,094,100
Service Charges & User Fees	3,700,300	18,382,325	-	22,082,625
Charges & Assessments	1,421,014	7,987,720	-	9,408,734
Other Income & Donations	942,600	143,900	29,000	1,115,500
Intergovernmental	19,437,257	6,298,466	-	25,735,723
TOTAL REVENUES	**$ 77,150,478**	**$ 32,812,411**	**$ 5,874,000**	**$ 115,836,889**
EXPENDITURES				
General Government	$ 5,742,649	$ 9,559,573	$ 3,349,582	$ 18,651,804
Public Safety	19,262,522	1,712,066	-	20,974,588
Public Works	2,448,007	2,122,743	-	4,570,750
Highways & Streets	30,428,700	-	-	30,428,700
Environmental	2,828,824	10,861,877	-	13,690,701
Health Services	2,467,194	-	-	2,467,194
Culture & Recreation	5,522,905	707,992	-	6,230,897
Social Services	8,781,668	-	-	8,781,668
Debt Service	150,774	628,787	-	779,561
Infrastructure/Economic Development	5,175,000	-	-	5,175,000
TOTAL EXPENDITURES	**$ 82,808,243**	**$ 25,593,038**	**$ 3,349,582**	**$ 111,750,863**
EXCESS REVENUES OVER (UNDER) EXPEN.	**$ (5,657,765)**	**$ 7,219,373**	**$ 2,524,418**	**$ 4,086,026**
OTHER FINANCING SOURCES (USES)				
Transfers In	$ 8,210,181	$ 950,000	$ -	9,160,181
Transfers Out	(11,878,777)	(1,777,611)	-	(13,656,388)
TOTAL OTHER FINANCING SOURCES (USES)	**$ (3,668,596)**	**$ (827,611)**	**$ -**	**$ (4,496,207)**
NET CHANGE IN FUND BALANCE	**$ (9,326,361)**	**$ 6,391,762**	**$ 2,524,418**	**$ (410,181)**
FUND BALANCE, BEGINNING OF YEAR	**$ 40,741,966**	**$ 116,990,976**	**$ 6,278,491**	**$ 164,011,433**
FUND BALANCE, END OF YEAR	**$ 31,415,605**	**$ 123,382,738**	**$ 8,802,909**	**$ 163,601,252**
FUND BALANCE SUMMARY:				
Invested in Capital Assets (Proprietary Funds)	$ -	$ 103,568,522	$ -	$ 103,568,522
Restricted for Debt Service	-	3,703,761	-	3,703,761
Reserved for Equipment Replacement	-	-	-	-
Other Reserves/Designations	18,773,761	-	-	18,773,761
Unrestricted Fund Balance/Net Assets	12,641,844	16,110,455	8,802,909	37,555,208
TOTAL FUND BALANCE SUMMARY	**$ 31,415,605**	**$ 123,382,738**	**$ 8,802,909**	**$ 163,601,252**

Summary of Governmental Funds

	General Fund	Convention & Tourism Fund	Health & Welfare Fund	Parks & Recreation Fund	Solid Waste Management Fund	Parks & Stormwater Sales Tax Fund	Transportation Sales Tax Fund	Capital Improvement Sales Tax Fund	Community Planning Fund	Economic Development Fund	Debt Service Fund	Infrastructure Improv. Fund	Revolving Public Improv. Fund	EDA Grant Fund	Total Governmental Funds
REVENUES															
Taxes	$ 27,903,375	$ 1,405,000	$ 430,700	$ 430,700	$ 430,700	$ 3,590,563	$ 9,236,125	$ 5,385,844	$ -	$ -	$ -	$ -	$ -	$ -	$ 48,813,007
Licenses & Permits	1,722,200	-	-	-	-	-	-	-	20,000	-	-	-	-	-	1,742,200
Fines & Forfeitures	1,094,100	-	-	-	-	-	-	-	-	-	-	-	-	-	1,094,100
Service Charges & User Fees	135,500	-	10,650	818,000	2,510,000	-	211,150	-	15,000	-	-	-	-	-	3,700,300
Charges & Assessments	248,464	-	106,550	-	31,000	-	850,000	-	5,000	-	150,000	-	30,000	-	1,421,014
Other Income & Donations	704,150	3,000	10,400	22,700	2,750	-	66,600	108,000	-	25,000	-	-	-	-	942,600
Federal Grants	473,248	-	265,163	-	-	200,000	-	-	7,713,780	-	-	5,425,000	-	-	14,077,191
State Grants	85,000	-	655,911	-	37,500	-	664,289	-	190,366	-	-	90,000	-	-	1,723,066
Local Grants	170,000	-	51,000	-	-	-	16,000	3,400,000	-	-	-	-	-	-	3,637,000
TOTAL REVENUES	$ 32,536,037	$ 1,408,000	$ 1,530,374	$ 1,271,400	$ 3,011,950	$ 3,790,563	$ 11,044,164	$ 8,893,844	$ 7,944,146	$ 25,000	$ 150,000	$ 5,515,000	$ 30,000	$ -	$ 77,150,478
EXPENDITURES															
General Government	$ 5,742,649	$ -	$ -	$ -	$ -	$ -	$ -	$ -	$ -	$ -	$ -	$ -	$ -	$ -	$ 5,742,649
Public Safety	19,262,522	-	-	-	-	-	-	-	-	-	-	-	-	-	19,262,522
Public Works	2,379,757	-	-	-	-	-	-	-	-	-	-	-	68,250	-	2,448,007
Highways & Streets	-	-	-	-	-	4,825,177	8,537,937	17,065,586	-	-	-	-	-	-	30,428,700
Environmental	-	-	-	-	2,828,824	-	-	-	-	-	-	-	-	-	2,828,824
Health Services	-	-	2,467,194	-	-	-	-	-	-	-	-	-	-	-	2,467,194
Culture & Recreation	405,444	1,266,975	-	3,469,249	-	381,237	-	-	-	-	-	-	-	-	5,522,905
Social Services	737,135	-	-	-	-	-	-	-	8,044,533	-	-	-	-	-	8,781,668
Debt Service	-	-	-	-	-	-	-	-	-	-	150,774	-	-	-	150,774
Infrastructure/Economic Dev.	-	-	-	-	-	-	-	-	-	-	-	5,175,000	-	-	5,175,000
TOTAL EXPENDITURES	$ 28,527,507	$ 1,266,975	$ 2,467,194	$ 3,469,249	$ 2,828,824	$ 5,206,414	$ 8,537,937	$ 17,065,586	$ 8,044,533	$ -	$ 150,774	$ 5,175,000	$ 68,250	$ -	$ 82,808,243
EXCESS REVENUES OVER (UNDER) EXPENDITURES	$ 4,008,530	$ 141,025	$ (936,820)	$ (2,197,849)	$ 183,126	$ (1,415,851)	$ 2,506,227	$ (8,171,742)	$ (100,387)	$ 25,000	$ (774)	$ 340,000	$ (38,250)	$ -	$ (5,657,765)
OTHER FINANCING SOURCES (USES)															
Transfers In	$ 4,693,681	$ -	$ 1,020,000	$ 2,346,500	$ -	$ -	$ -	$ -	$ 150,000	$ -	$ -	$ -	$ -	$ -	$ 8,210,181
Transfers Out	(7,490,448)	(65,137)	(60,384)	(125,684)	(49,284)	(427,085)	(3,062,249)	(592,571)	(5,935)	-	-	-	-	-	(11,878,777)
TOTAL OTHER FINANCING SOURCES (USES)	$ (2,796,767)	$ (65,137)	$ 959,616	$ 2,220,816	$ (49,284)	$ (427,085)	$ (3,062,249)	$ (592,571)	$ 144,065	$ -	$ -	$ -	$ -	$ -	$ (3,668,596)
NET CHANGE IN FUND BALANCE	$ 1,211,763	$ 75,888	$ 22,796	$ 22,967	$ 133,842	$ (1,842,936)	$ (556,022)	$ (8,764,313)	$ 43,678	$ 25,000	$ (774)	$ 340,000	$ (38,250)	$ -	$ (9,326,361)
FUND BALANCE, BEG. OF YEAR	$ 20,280,013	$ 1,231,153	$ 698,854	$ 122,638	$ 1,137,889	$ 3,227,334	$ 5,189,319	$ 14,958,351	$ (1,325,672)	$ 3,802,253	$ 91,304	$ (9,461,773)	$ 790,303	$ -	$ 40,741,966
FUND BALANCE, END OF YEAR	$ 21,491,776	$ 1,307,041	$ 721,650	$ 145,605	$ 1,271,731	$ 1,384,398	$ 4,633,297	$ 6,194,038	$ (1,281,994)	$ 3,827,253	$ 90,530	$ (9,121,773)	$ 752,053	$ -	$ 31,415,605
FUND BALANCE SUMMARY:															
Reserved for Contingency-PS	$ 1,050,800	$ -	$ -	$ -	$ -	$ -	$ -	$ -	$ -	$ -	$ -	$ -	$ -	$ -	$ 1,050,800
Unrest. Pub. Safety Fund Balance	9,858,060	-	-	-	-	-	-	-	-	-	-	-	-	-	9,858,060
Reserved for Contingency	5,645,844	-	-	-	-	-	-	-	-	-	-	-	-	-	5,645,844
Reserved for Equip. Replacement	-	-	-	-	-	-	-	-	-	-	-	-	-	-	-
Other Reserves	-	-	-	-	-	-	-	-	-	2,219,057	-	-	-	-	2,219,057
Unrestricted Fund Balance	4,937,072	1,307,041	721,650	145,605	1,271,731	1,384,398	4,633,297	6,194,038	(1,281,994)	1,608,196	90,530	(9,121,773)	752,053	-	12,641,844
TOTAL FUND BALANCE SMRY	$ 21,491,776	$ 1,307,041	$ 721,650	$ 145,605	$ 1,271,731	$ 1,384,398	$ 4,633,297	$ 6,194,038	$ (1,281,994)	$ 3,827,253	$ 90,530	$ (9,121,773)	$ 752,053	$ -	$ 31,415,605

Summary of Proprietary Funds

REVENUES	Airport Fund	Golf Course Fund	Sanitary Sewer Fund	Central Garage Fund	Health Self-Insurance Fund	Worker's Compensation Self-Insurance Fund	Liability & Property Self-Insurance Fund	Emergency Comm. Fund	Total Proprietary Funds
Taxes	$ -	$ -	$ -	$ -	$ -	$ -	$ -	$ -	$ -
Licenses & Permits	-	-	-	-	-	-	-	-	-
Fines & Forfeitures	-	-	-	-	-	-	-	-	-
Service Charges & User Fees	829,780	544,000	14,051,500	-	1,130,000	-	-	1,827,045	18,382,325
Charges & Assessments	-	12,000	160,600	1,575,000	4,400,000	654,141	1,185,979	-	7,987,720
Other Income & Donations	17,000	29,500	22,100	-	52,300	23,000	-	-	143,900
Federal Grants	6,282,500	-	-	-	-	-	-	-	6,282,500
State Grants	15,966	-	-	-	-	-	-	-	15,966
Local Grants	-	-	-	-	-	-	-	-	-
TOTAL REVENUES	**$ 7,145,246**	**$ 585,500**	**$ 14,234,200**	**$ 1,575,000**	**$ 5,582,300**	**$ 677,141**	**$ 1,185,979**	**$ 1,827,045**	**$ 32,812,411**
EXPENSES									
General Government	$ -	$ -	$ 757,181	$ 1,516,506	$ 5,307,800	$ 806,288	$ 1,171,798	$ -	$ 9,559,573
Public Safety	-	-	-	-	-	-	-	1,712,066	1,712,066
Public Works	2,122,743	-	-	-	-	-	-	-	2,122,743
Highways & Streets	-	-	-	-	-	-	-	-	-
Environmental	-	-	10,861,877	-	-	-	-	-	10,861,877
Health Services	-	-	-	-		-	-	-	-
Culture & Recreation	-	707,992	-	-	-	-	-	-	707,992
Social Services	-	-	-	-	-	-	-	-	-
Debt Service	-	-	628,787	-	-	-	-	-	628,787
TOTAL EXPENSES	**$ 2,122,743**	**$ 707,992**	**$ 12,247,845**	**$ 1,516,506**	**$ 5,307,800**	**$ 806,288**	**$ 1,171,798**	**$ 1,712,066**	**$ 25,593,038**
EXCESS OF REVENUES OVER (UNDER) EXP	**$ 5,022,503**	**$ (122,492)**	**$ 1,986,355**	**$ 58,494**	**$ 274,500**	**$ (129,147)**	**$ 14,181**	**$ 114,979**	**$ 7,219,373**
OTHER FINANCING SOURCES (USES)									
Transfers In	$ 950,000	$ -	$ -	$ -	$ -	$ -	$ -	$ -	$ 950,000
Transfers Out	(159,798)	(22,954)	(1,451,739)	(48,025)	-	-	-	(95,095)	(1,777,611)
TOTAL OTHER FINANCING SOURCES (USES	**$ 790,202**	**$ (22,954)**	**$ (1,451,739)**	**$ (48,025)**	**$ -**	**$ -**	**$ -**	**$ (95,095)**	**$ (827,611)**
NET CHANGE IN NET ASSETS	**$ 5,812,705**	**$ (145,446)**	**$ 534,616**	**$ 10,469**	**$ 274,500**	**$ (129,147)**	**$ 14,181**	**$ 19,884**	**$ 6,391,762**
NET ASSETS, BEGINNING OF YEAR	**$ 30,212,546**	**$ 426,819**	**$ 78,044,834**	**$ 231,320**	**$ 2,653,937**	**$ 2,793,137**	**$ 1,044,954**	**$ 1,583,429**	**$ 116,990,976**
NET ASSETS, END OF YEAR	**$ 36,025,251**	**$ 281,373**	**$ 78,579,450**	**$ 241,789**	**$ 2,928,437**	**$ 2,663,990**	**$ 1,059,135**	**$ 1,603,313**	**$ 123,382,738**
NET ASSETS SUMMARY:									
Invested in Capital Assets	$ 36,631,381	$ 653,545	$ 65,025,746	$ 171,729	$ 30,074	$ -	$ -	$ 1,056,047	$ 103,568,522
Restricted for Capital Replacement	-	-	3,703,761	-	-	-	-	-	3,703,761
Unrestricted Net Assets	(606,130)	(372,172)	9,849,943	70,060	2,898,363	2,663,990	1,059,135	547,266	16,110,455
TOTAL NET ASSETS SUMMARY	**$ 36,025,251**	**$ 281,373**	**$ 78,579,450**	**$ 241,789**	**$ 2,928,437**	**$ 2,663,990**	**$ 1,059,135**	**$ 1,603,313**	**$ 123,382,738**

Summary of Component Units

	Joplin TIF Commission	Joplin Redevelopment Corporation	Total Component Units
REVENUES			
Taxes	$ 2,095,000	$ 3,750,000	$ 5,845,000
Licenses & Permits	-	-	-
Fines & Forfeitures	-	-	-
Service Charges & User Fees	-	-	-
Charges & Assessments	-	-	-
Other Income & Donations	2,000	27,000	29,000
State Grants	-	-	-
Local Grants	-	-	-
TOTAL REVENUES	**$ 2,097,000**	**$ 3,777,000**	**$ 5,874,000**
EXPENDITURES			
General Government	$ 2,113,000	$ 1,236,582	$ 3,349,582
Public Safety	-	-	-
Public Works	-	-	-
Highways & Streets	-	-	-
Environmental	-	-	-
Health Services	-	-	-
Culture & Recreation	-	-	-
Social Services	-	-	-
Debt Service	-	-	-
TOTAL EXPENDITURES	**$ 2,113,000**	**$ 1,236,582**	**$ 3,349,582**
EXCESS REVENUES OVER (UNDER) EXPENDITURES	**$ (16,000)**	**$ 2,540,418**	**$ 2,524,418**
OTHER FINANCING SOURCES (USES)			
Transfers In	$ -	$ -	$ -
Transfers Out	-	-	-
TOTAL OTHER FINANCING SOURCES (USES)	**$ -**	**$ -**	**$ -**
NET CHANGE IN FUND BALANCE	**$ (16,000)**	**$ 2,540,418**	**$ 2,524,418**
FUND BALANCE, BEGINNING OF YEAR	**$ 1,896,495**	**$ 4,381,996**	**$ 6,278,491**
FUND BALANCE, END OF YEAR	**$ 1,880,495**	**$ 6,922,414**	**$ 8,802,909**
FUND BALANCE SUMMARY:			
Reserved Fund Balance	$ -	$ -	$ -
Unrestricted Fund Balance	1,880,495	6,922,414	8,802,909
TOTAL FUND BALANCE SUMMARY	**$ 1,880,495**	**$ 6,922,414**	**$ 8,802,909**

Positions by Fund

Full-Time Equivalent (FTE)

	FY 2017 Actual	FYE 2018 Actual	FY 2019 Proposed Budget
GENERAL FUND			
City Manager	3.00	3.00	3.00
City Clerk	2.00	2.00	2.00
Legal Services	6.40	6.40	6.40
Human Resources	4.50	4.00	4.00
Building Regulations	6.00	6.00	6.00
Finance	10.00	10.00	10.00
Information Technology	4.00	6.00	6.00
Municipal Court	10.00	10.00	10.00
Public Works	19.30	17.30	17.30
Police	139.80	139.80	139.80
Fire	96.00	96.00	96.00
Cemeteries	7.20	7.20	7.20
Emergency Management	2.00	2.00	2.00
Neighborhood Improvement	4.20	4.20	4.20
Total General Fund	**314.40**	**313.90**	**313.90**
SPECIAL REVENUE FUNDS			
Convention & Tourism	4.25	4.25	4.25
Health & Welfare	33.30	33.55	31.80
Parks & Recreation	39.65	39.65	39.65
Solid Waste Management	4.20	4.20	4.20
Parks & Stormwater Sales Tax	14.50	14.50	14.50
Transportation Sales Tax	58.20	59.20	59.20
Capital Improvements Sales Tax	1.90	1.90	1.90
Community Planning	12.80	12.80	12.80
Total Special Revenue Funds	**168.80**	**170.05**	**168.30**
ENTERPRISE FUNDS			
Regional Airport	8.55	8.55	8.55
Municipal Golf Course	10.50	10.50	10.50
Sanitary Sewer	52.70	52.70	52.70
Total Enterprise Funds	**71.75**	**71.75**	**71.75**
INTERNAL SERVICE FUNDS			
Central Garage	5.20	5.20	5.20
Workers Compensation	-	0.50	0.50
Liability & Property Self-Insurance	0.50	0.50	0.50
Emergency Communications	22.00	22.00	22.00
Total Internal Service Funds	**27.70**	**28.20**	**28.20**
TOTAL FTE - ALL FUNDS	**582.65**	**583.90**	**582.15**

Not included in FTE Count:

One Public Defender in Municipal Court (Contract)
Nine City Councilors (Stipend)

OVERALL BUDGET CHANGES

FY 2019 BUDGET HIGHLIGHTS

Notable Budget Items:

- Employee Wages-2% merit step on anniversary date following implementation of new step plan on August 4th
- General Employee Retirement (LAGERS)-Rate decrease from 13.6% to 12.7% (actual)
- Public Safety Retirement (P&F Pension)-Rate increase from 28.93% to 30.97% (actual)
- Health Insurance Rates-Increase Family Rate by 3% and Increase Single Rate by 4% (estimates)
- Dental Insurance Rates-No change (estimate)
- Life Insurance Rate-No change (estimate)

General Fund

Fund Balance Projection

	FY 2017 Actuals	FY 2018 Adjusted Budget	FY 2018 Estimated Actuals	FY 2019 Proposed Budget
REVENUES				
Taxes	$ 27,809,925	$ 26,995,000	$ 27,775,000	$ 27,903,375
Licenses & Permits	1,954,924	1,725,230	1,723,700	1,722,200
Fines & Forfeitures	1,274,322	1,339,100	1,109,712	1,094,100
Service Charges & User Fees	143,337	145,275	136,000	135,500
Charges & Assessments	226,714	241,964	248,464	248,464
Other Income & Donations	638,338	535,359	804,150	704,150
Federal Grants	2,354,219	1,732,500	1,232,136	473,248
State Grants	78,260	77,500	90,506	85,000
Local Grants	167,857	176,000	169,661	170,000
TOTAL REVENUES	**$ 34,647,896**	**$ 32,967,928**	**$ 33,289,329**	**$ 32,536,037**
EXPENDITURES				
City Council	$ 158,898	$ 149,285	$ 142,594	$ 120,511
City Manager	682,972	716,423	706,670	680,332
City Clerk	172,212	216,439	211,096	225,680
Legal Services	556,737	631,671	628,594	643,516
Human Resources	481,073	486,586	469,253	481,031
Finance	1,021,877	1,067,544	1,072,607	1,103,466
Information Technology	1,458,633	1,648,858	1,599,181	1,769,195
Municipal Court	643,396	679,219	689,178	718,918
Public Works	1,994,161	2,395,669	2,435,622	2,379,757
Building Regulations	449,283	456,246	455,146	471,833
Police	10,880,886	10,954,746	10,899,723	10,740,486
Fire	8,790,351	8,239,050	8,098,018	8,103,135
Public Safety Training Center	3,589,634	260,578	235,366	251,720
Parks & Recreation	512,702	399,949	403,967	405,444
Emergency Management	161,566	166,233	164,381	167,181
Neighborhood Improvement	243,603	262,966	260,091	265,302
TOTAL EXPENDITURES	**$ 31,797,984**	**$ 28,731,462**	**$ 28,471,487**	**$ 28,527,507**
EXCESS REVENUES OVER (UNDER) EXPENDITURES	**$ 2,849,912**	**$ 4,236,466**	**$ 4,817,842**	**$ 4,008,530**
OTHER FINANCING SOURCES (USES)				
Transfers In	$ 5,136,272	$ 5,046,925	$ 4,971,925	$ 4,693,681
Transfers Out	(10,825,805)	(7,882,907)	(8,069,707)	(7,490,448)
TOTAL OTHER FINANCING SOURCES (USES)	**$ (5,689,533)**	**$ (2,835,982)**	**$ (3,097,782)**	**$ (2,796,767)**
NET CHANGE IN FUND BALANCE	**$ (2,839,621)**	**$ 1,400,484**	**$ 1,720,060**	**$ 1,211,763**
FUND BALANCE, BEGINNING OF YEAR	**$ 21,399,574**	**$ 18,559,953**	**$ 18,559,953**	**$ 20,280,013**
FUND BALANCE, END OF YEAR	**$ 18,559,953**	**$ 19,960,437**	**$ 20,280,013**	**$ 21,491,776**
FUND BALANCE SUMMARY:				
Reserved for Contingency - Public Safety	$ 1,031,366	$ 1,116,933	$ 1,093,009	$ 1,050,800
Unrestricted Public Safety Fund Balance	7,815,174	8,476,770	8,728,845	9,858,060
Reserved for Contingency	5,462,582	5,516,732	5,529,745	5,645,844
Unrestricted Fund Balance	4,250,831	4,850,002	4,928,414	4,937,072
TOTAL FUND BALANCE SUMMARY	**$ 18,559,953**	**$ 19,960,437**	**$ 20,280,013**	**$ 21,491,776**

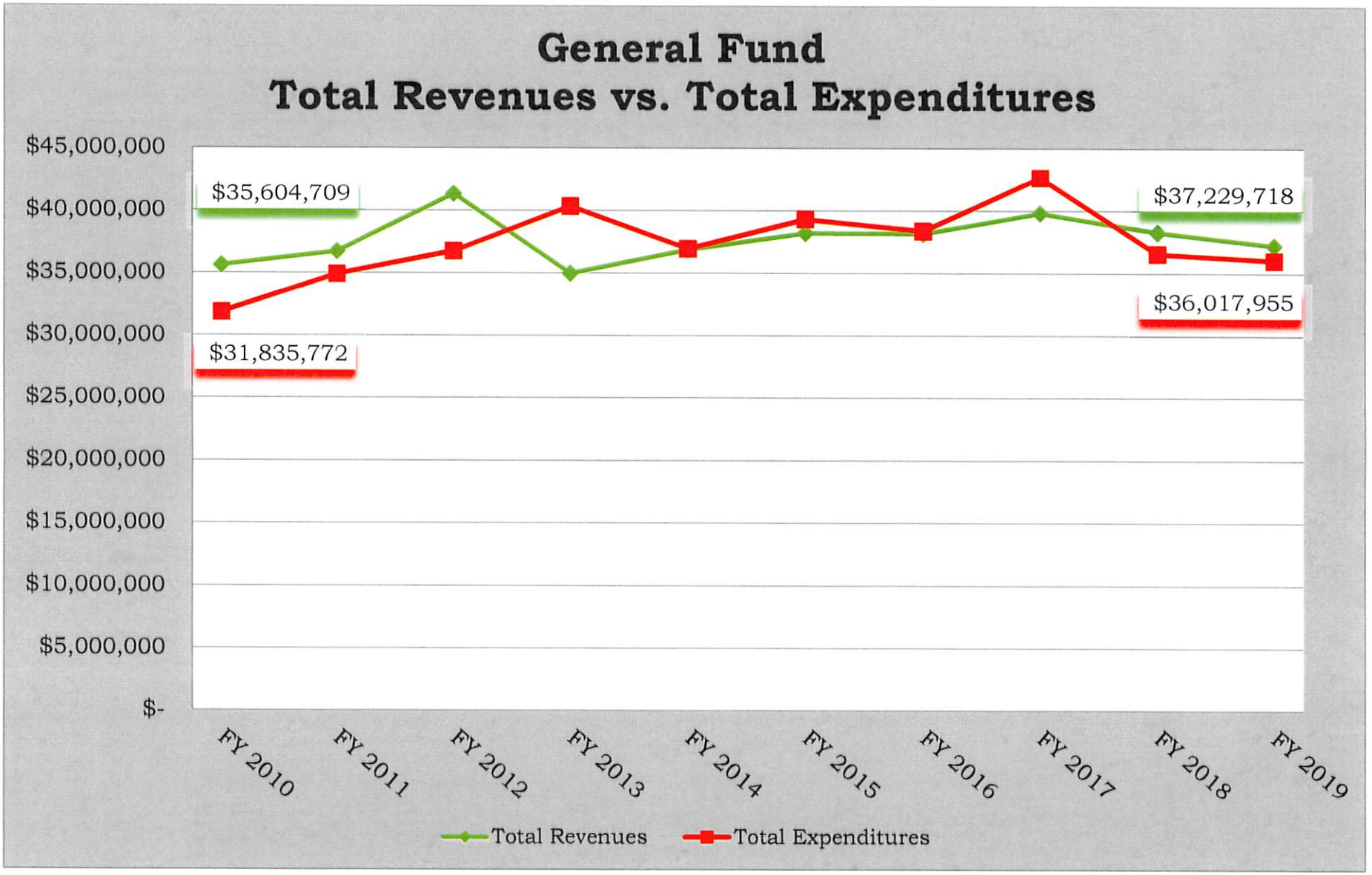
General Fund
Total Revenues vs. Total Expenditures
$45,000,000
$40,000,000
$35,000,000
$30,000,000
$25,000,000
$20,000,000
$15,000,000
$10,000,000
$5,000,000
$-
$35,604,709
$37,229,718
$36,017,955
$31,835,772
FY 2010
FY 2011
FY 2012
FY 2013
FY 2014
FY 2015
FY 2016
FY 2017
FY 2018
FY 2019
Total Revenues
Total Expenditures

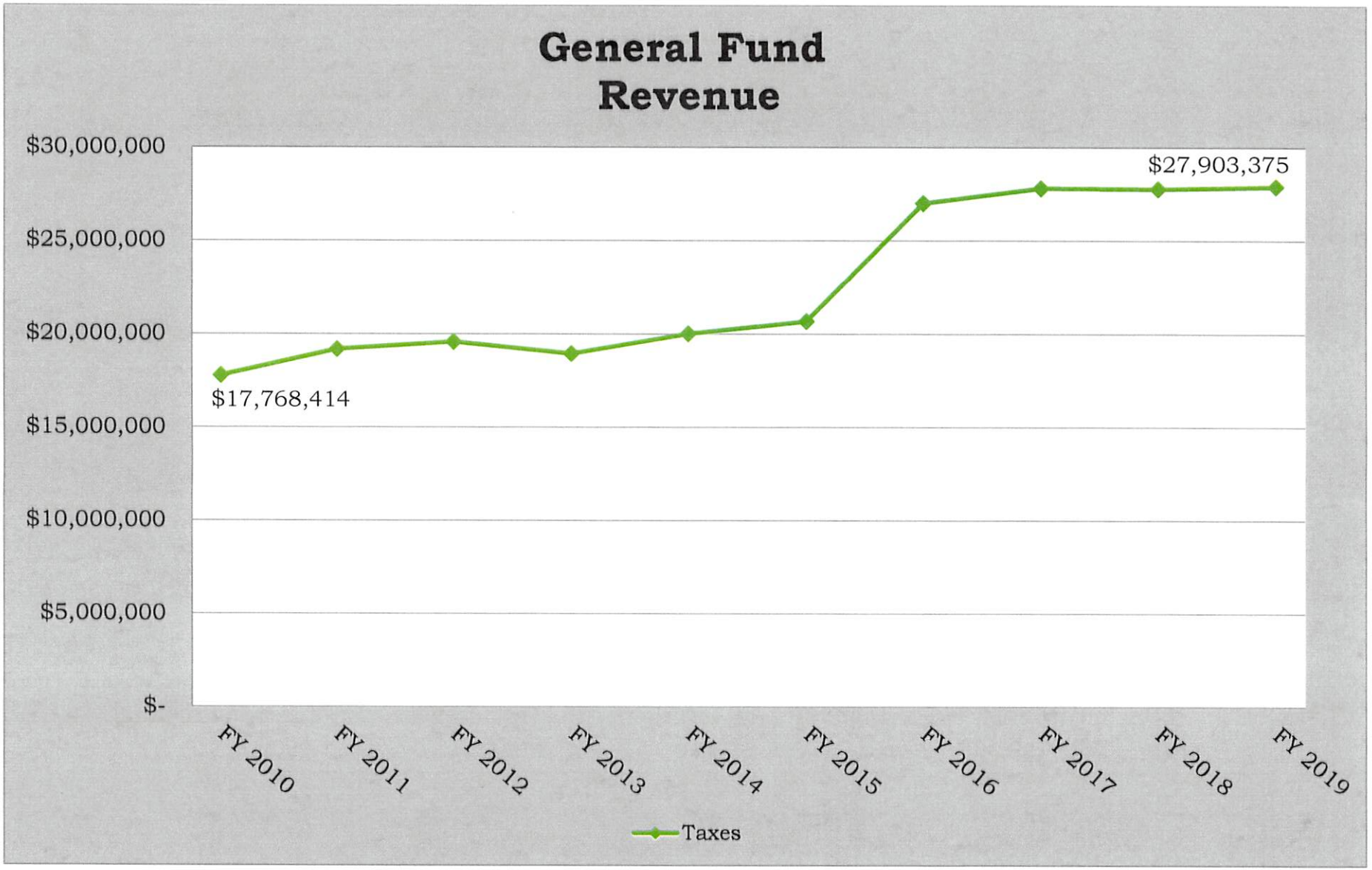
General Fund
Revenue
$30,000,000
$25,000,000
$20,000,000
$15,000,000
$10,000,000
$5,000,000
$-
$17,768,414
$27,903,375
FY 2010
FY 2011
FY 2012
FY 2013
FY 2014
FY 2015
FY 2016
FY 2017
FY 2018
FY 2019
Taxes

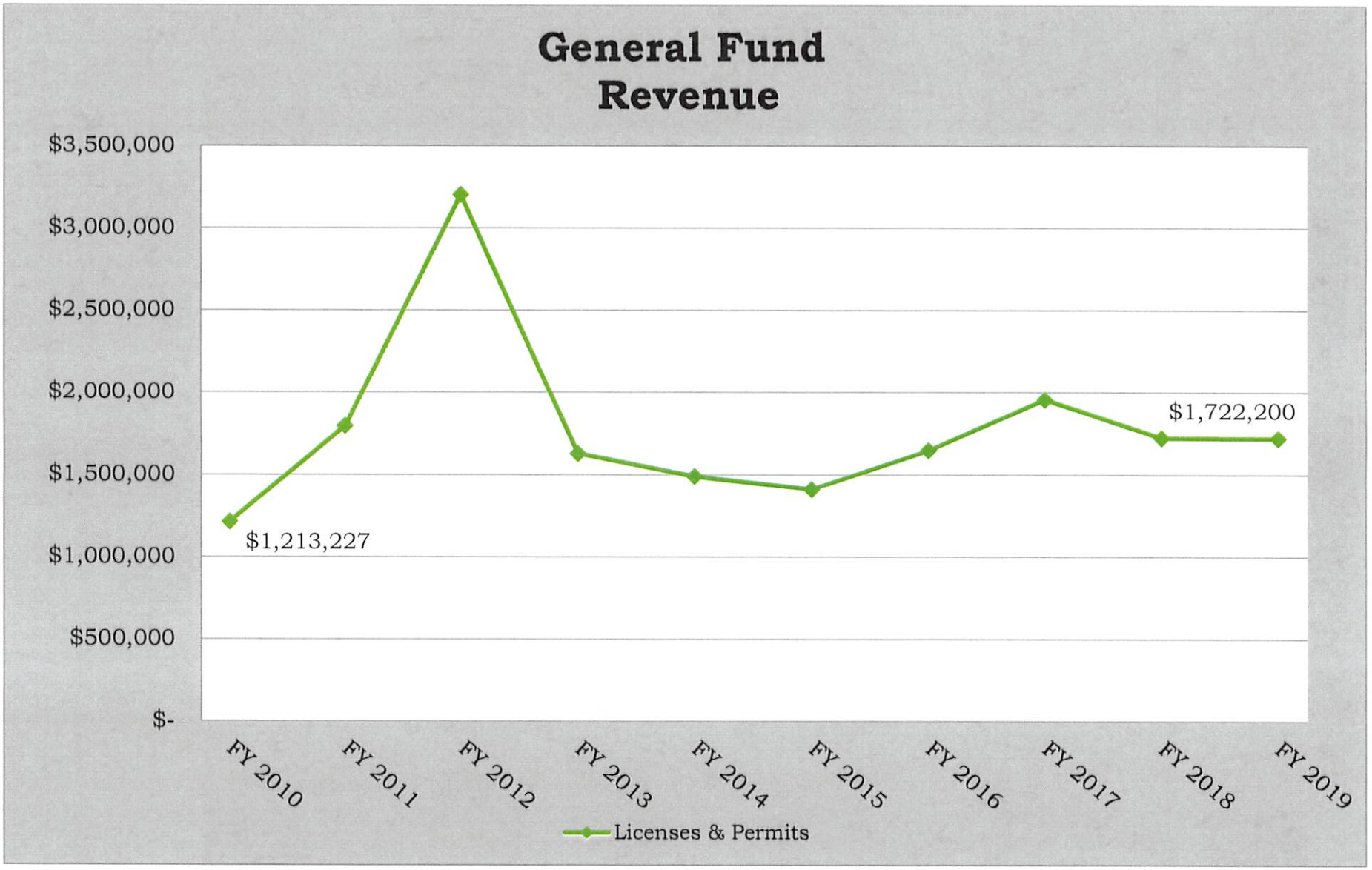
General Fund
Revenue
$3,500,000
$3,000,000
$2,500,000
$2,000,000
$1,500,000
$1,000,000
$500,000
$-
$1,213,227
$1,722,200
FY 2010
FY 2011
FY 2012
FY 2013
FY 2014
FY 2015
FY 2016
FY 2017
FY 2018
FY 2019
Licenses & Permits

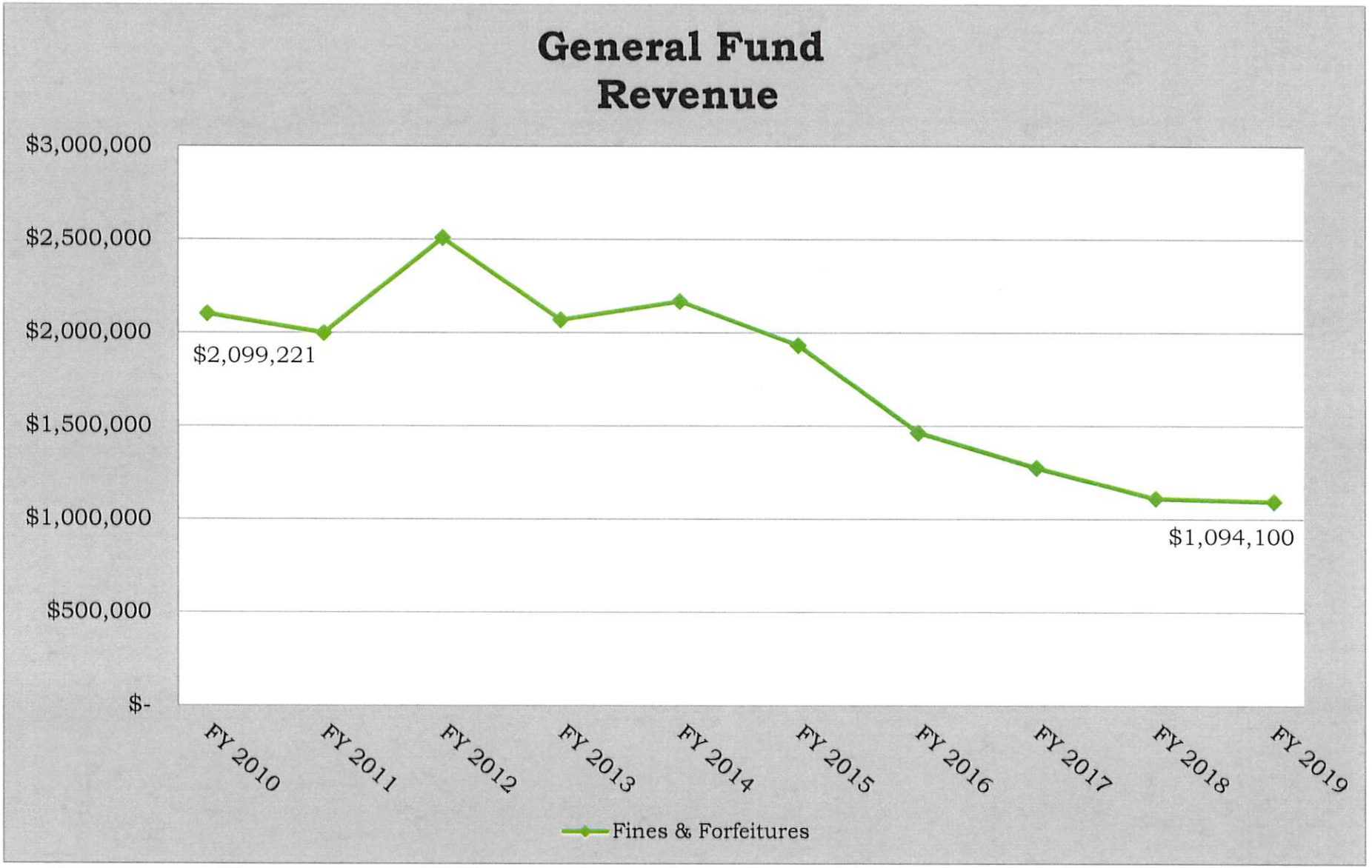
General Fund
Revenue
$3,000,000
$2,500,000
$2,000,000
$1,500,000
$1,000,000
$500,000
$-
$2,099,221
$1,094,100
FY 2010
FY 2011
FY 2012
FY 2013
FY 2014
FY 2015
FY 2016
FY 2017
FY 2018
FY 2019
Fines & Forfeitures

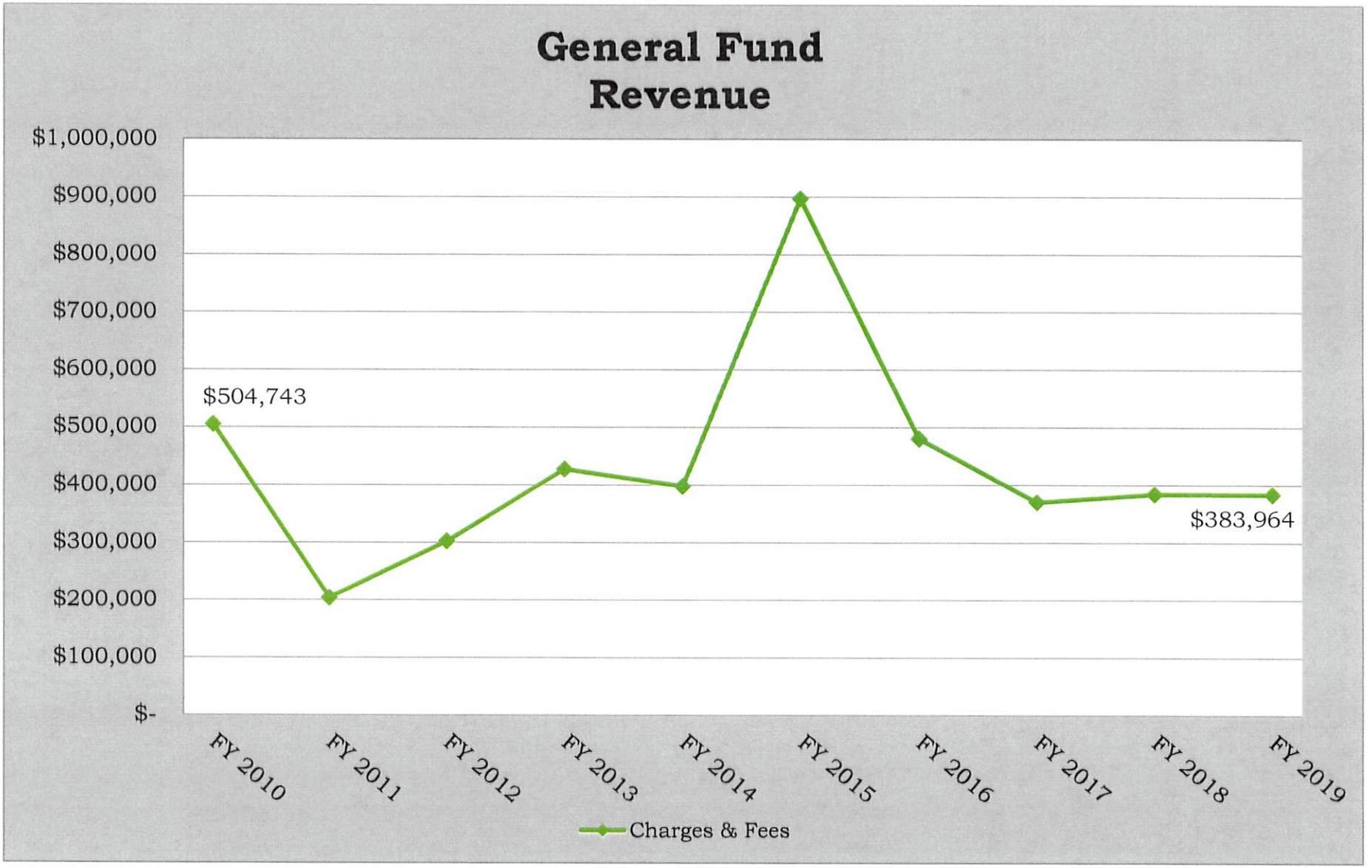
General Fund
Revenue
$1,000,000
$900,000
$800,000
$700,000
$600,000
$500,000
$400,000
$300,000
$200,000
$100,000
$-
$504,743
$383,964
FY 2010
FY 2011
FY 2012
FY 2013
FY 2014
FY 2015
FY 2016
FY 2017
FY 2018
FY 2019
Charges & Fees

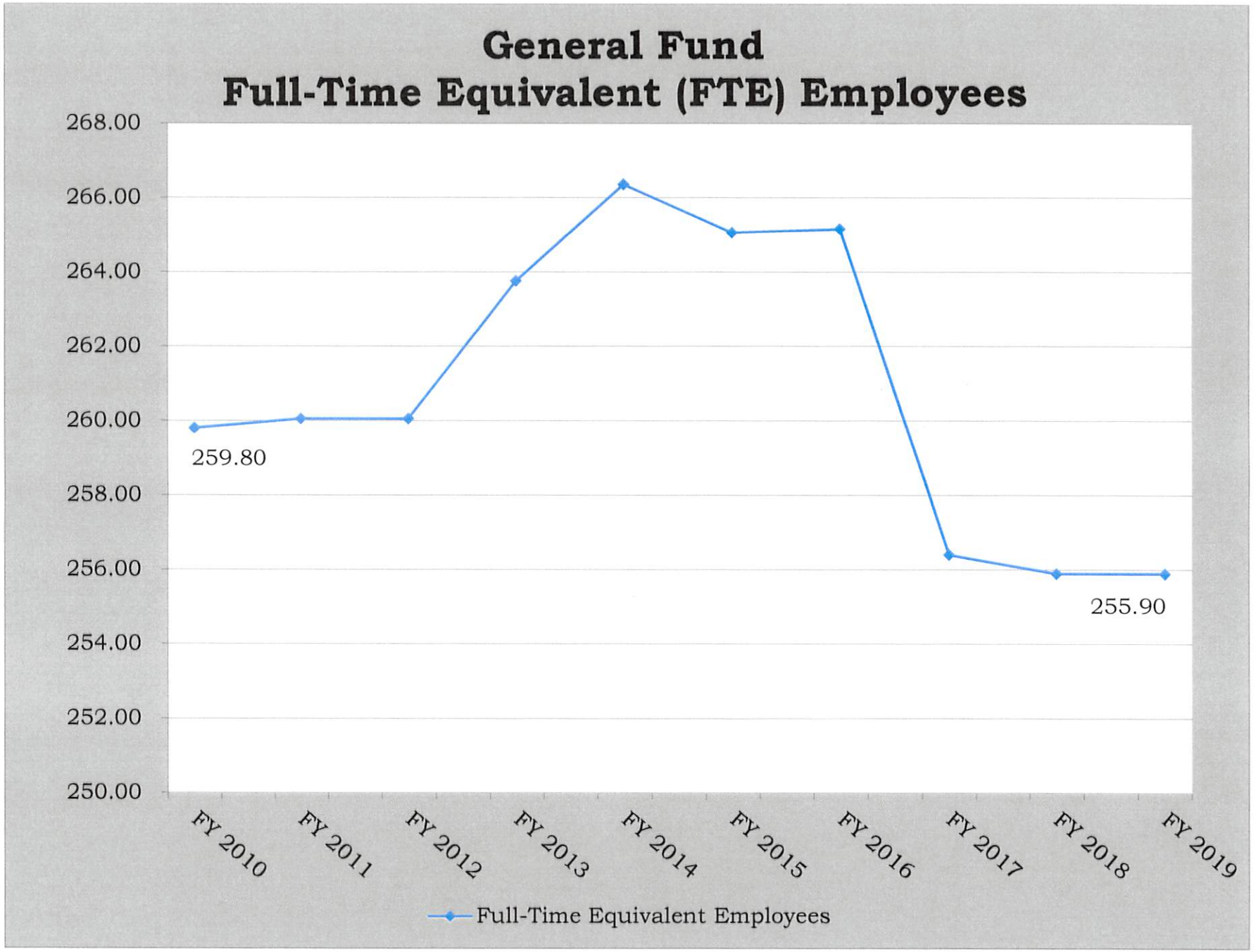
General Fund
Full-Time Equivalent (FTE) Employees
268.00
266.00
264.00
262.00
260.00
258.00
256.00
254.00
252.00
250.00
259.80
255.90
FY 2010
FY 2011
FY 2012
FY 2013
FY 2014
FY 2015
FY 2016
FY 2017
FY 2018
FY 2019
Full-Time Equivalent Employees

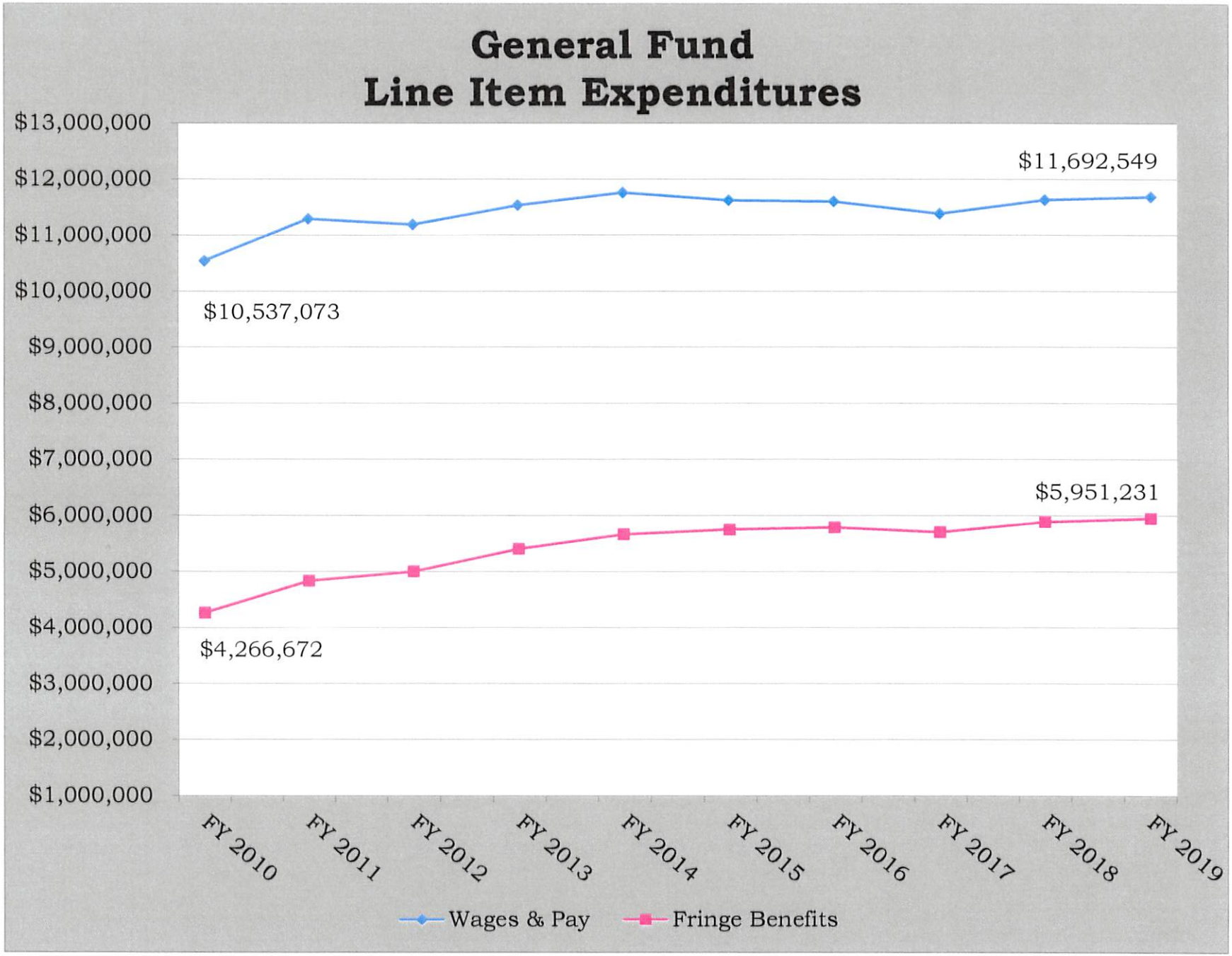
General Fund
Line Item Expenditures
$13,000,000
$12,000,000
$11,000,000
$10,000,000
$9,000,000
$8,000,000
$7,000,000
$6,000,000
$5,000,000
$4,000,000
$3,000,000
$2,000,000
$1,000,000
$11,692,549
$10,537,073
$5,951,231
$4,266,672
FY 2010
FY 2011
FY 2012
FY 2013
FY 2014
FY 2015
FY 2016
FY 2017
FY 2018
FY 2019
Wages & Pay
Fringe Benefits

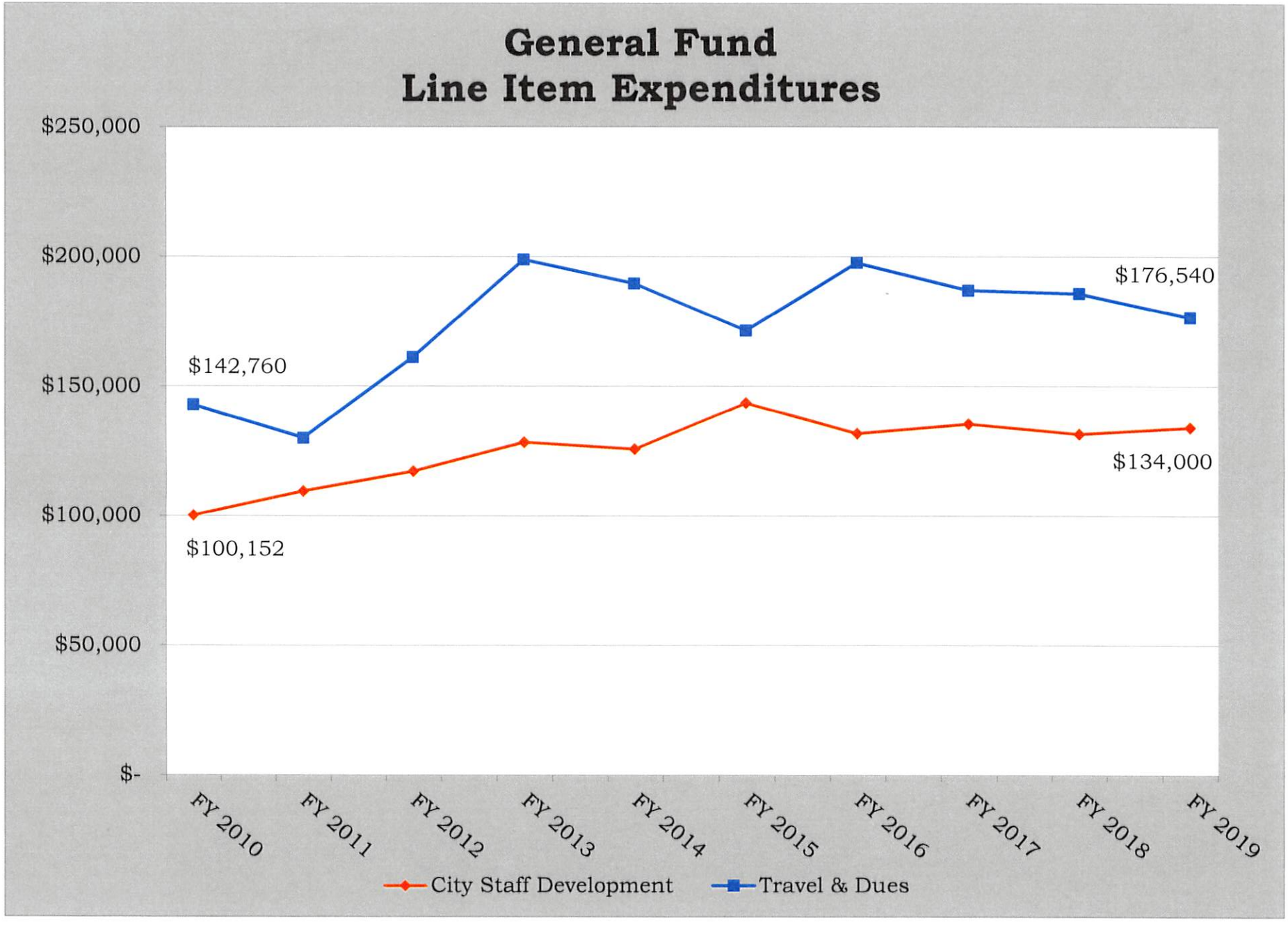
General Fund
Line Item Expenditures
$250,000
$200,000
$150,000
$100,000
$50,000
$-
$142,760
$176,540
$134,000
$100,152
FY 2010
FY 2011
FY 2012
FY 2013
FY 2014
FY 2015
FY 2016
FY 2017
FY 2018
FY 2019
City Staff Development
Travel & Dues

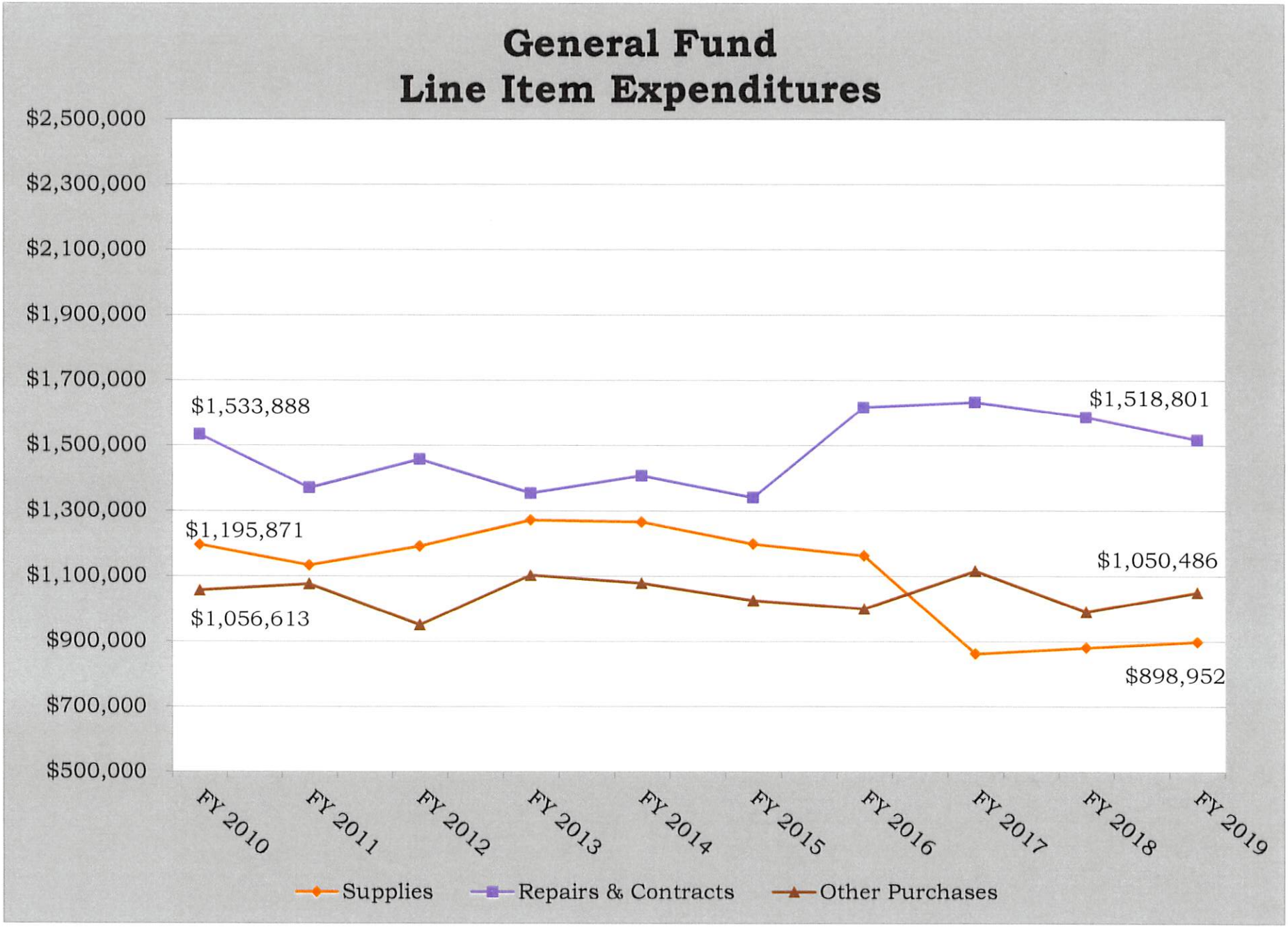
General Fund
Line Item Expenditures
$2,500,000
$2,300,000
$2,100,000
$1,900,000
$1,700,000
$1,500,000
$1,300,000
$1,100,000
$900,000
$700,000
$500,000
$1,533,888
$1,518,801
$1,195,871
$1,050,486
$1,056,613
$898,952
FY 2010
FY 2011
FY 2012
FY 2013
FY 2014
FY 2015
FY 2016
FY 2017
FY 2018
FY 2019
Supplies
Repairs & Contracts
Other Purchases

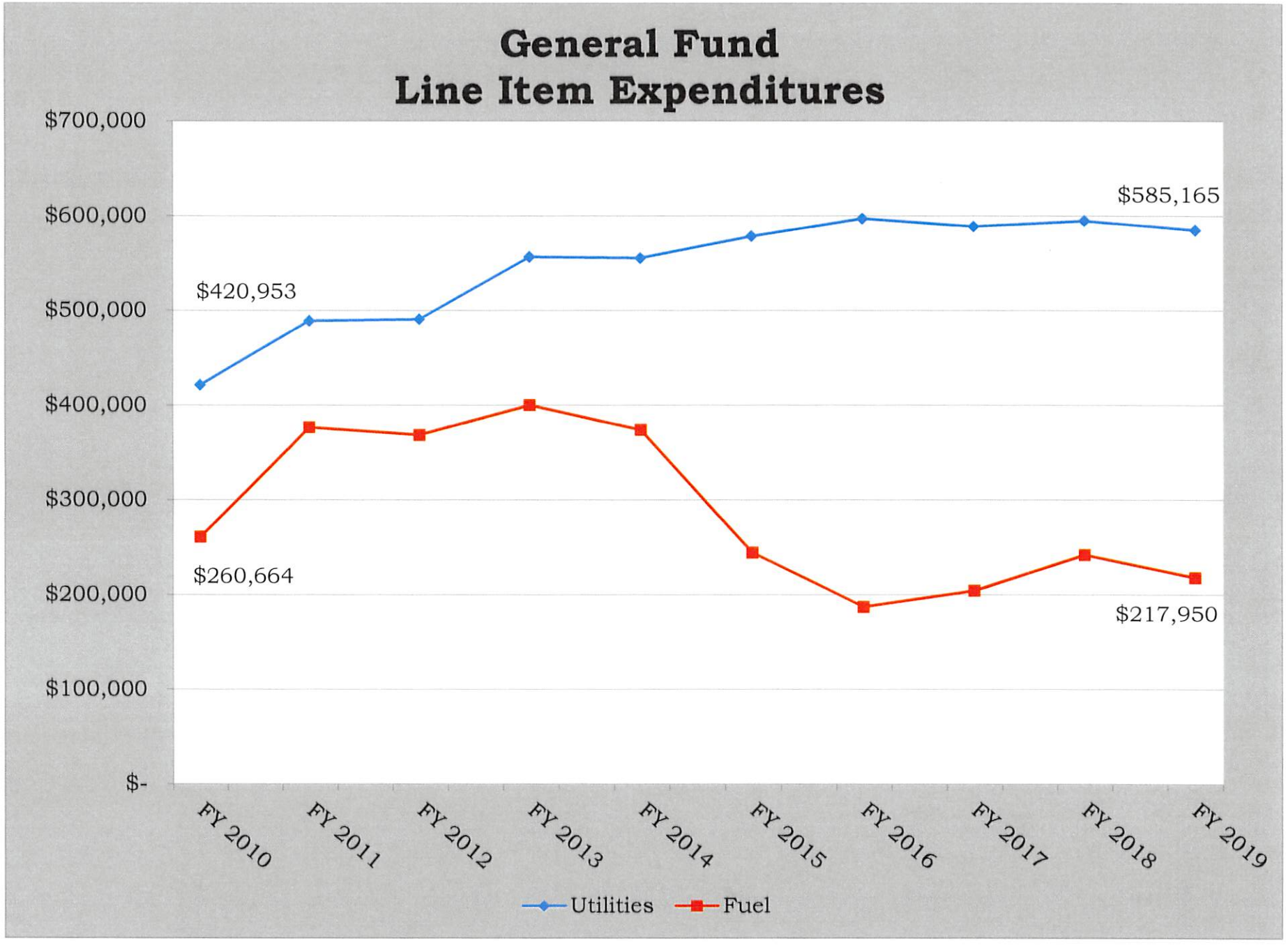
General Fund
Line Item Expenditures
$700,000
$600,000
$500,000
$400,000
$300,000
$200,000
$100,000
$-
$585,165
$420,953
$260,664
$217,950
FY 2010
FY 2011
FY 2012
FY 2013
FY 2014
FY 2015
FY 2016
FY 2017
FY 2018
FY 2019
Utilities
Fuel

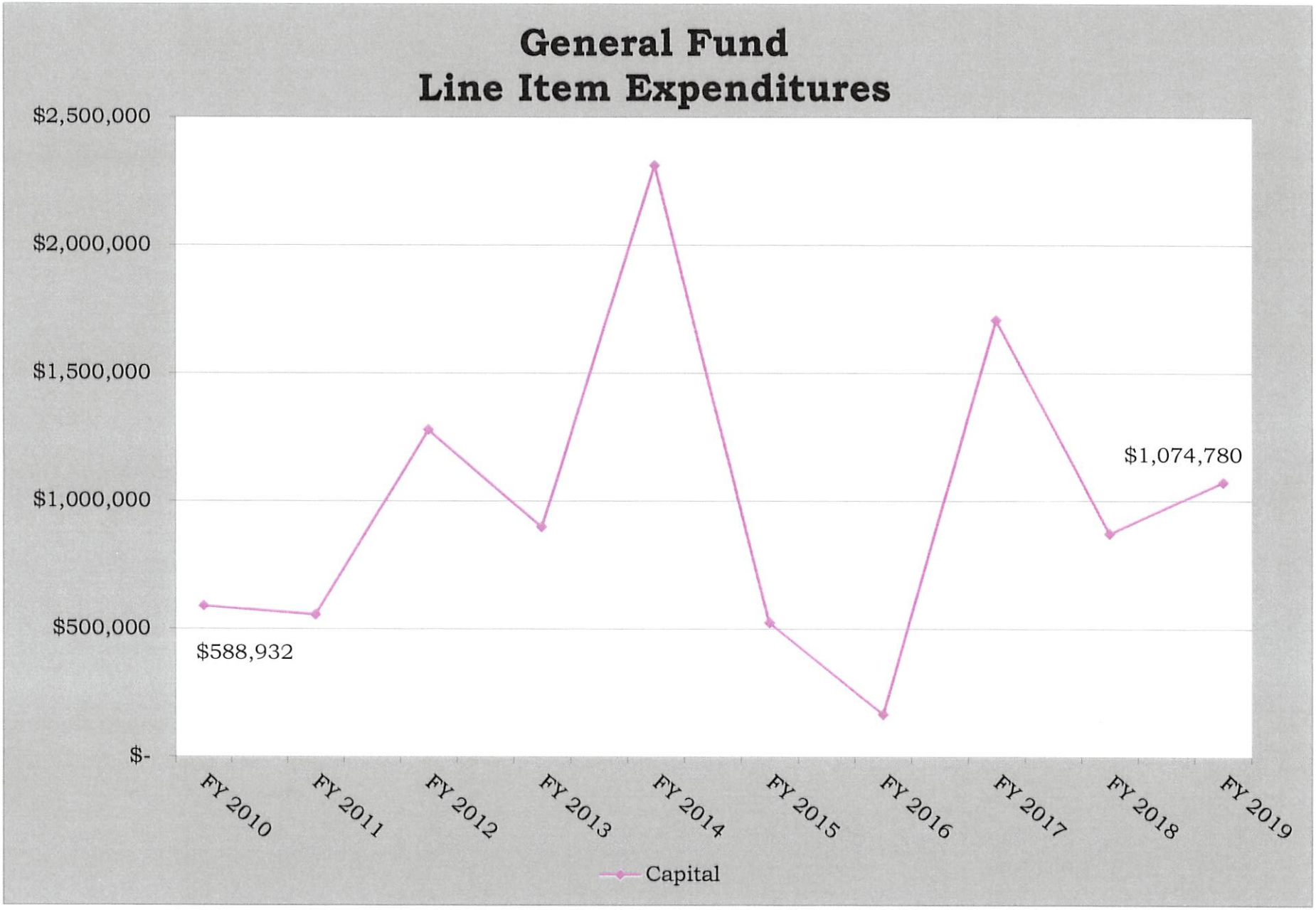
General Fund
Line Item Expenditures
$2,500,000
$2,000,000
$1,500,000
$1,000,000
$500,000
$-
$588,932
$1,074,780
FY 2010
FY 2011
FY 2012
FY 2013
FY 2014
FY 2015
FY 2016
FY 2017
FY 2018
FY 2019
Capital

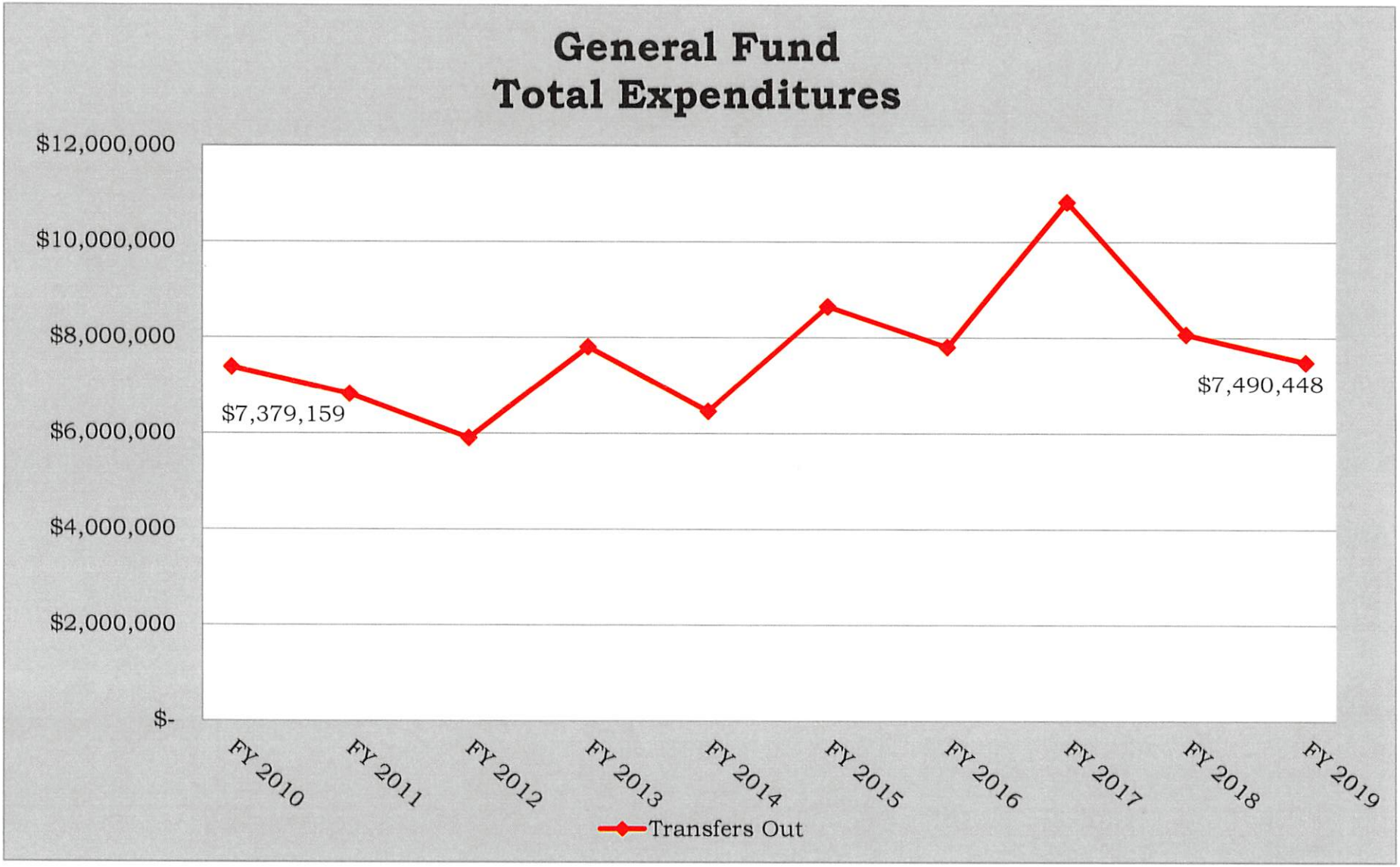
General Fund
Total Expenditures
$12,000,000
$10,000,000
$8,000,000
$6,000,000
$4,000,000
$2,000,000
$-
$7,379,159
$7,490,448
FY 2010
FY 2011
FY 2012
FY 2013
FY 2014
FY 2015
FY 2016
FY 2017
FY 2018
FY 2019
Transfers Out

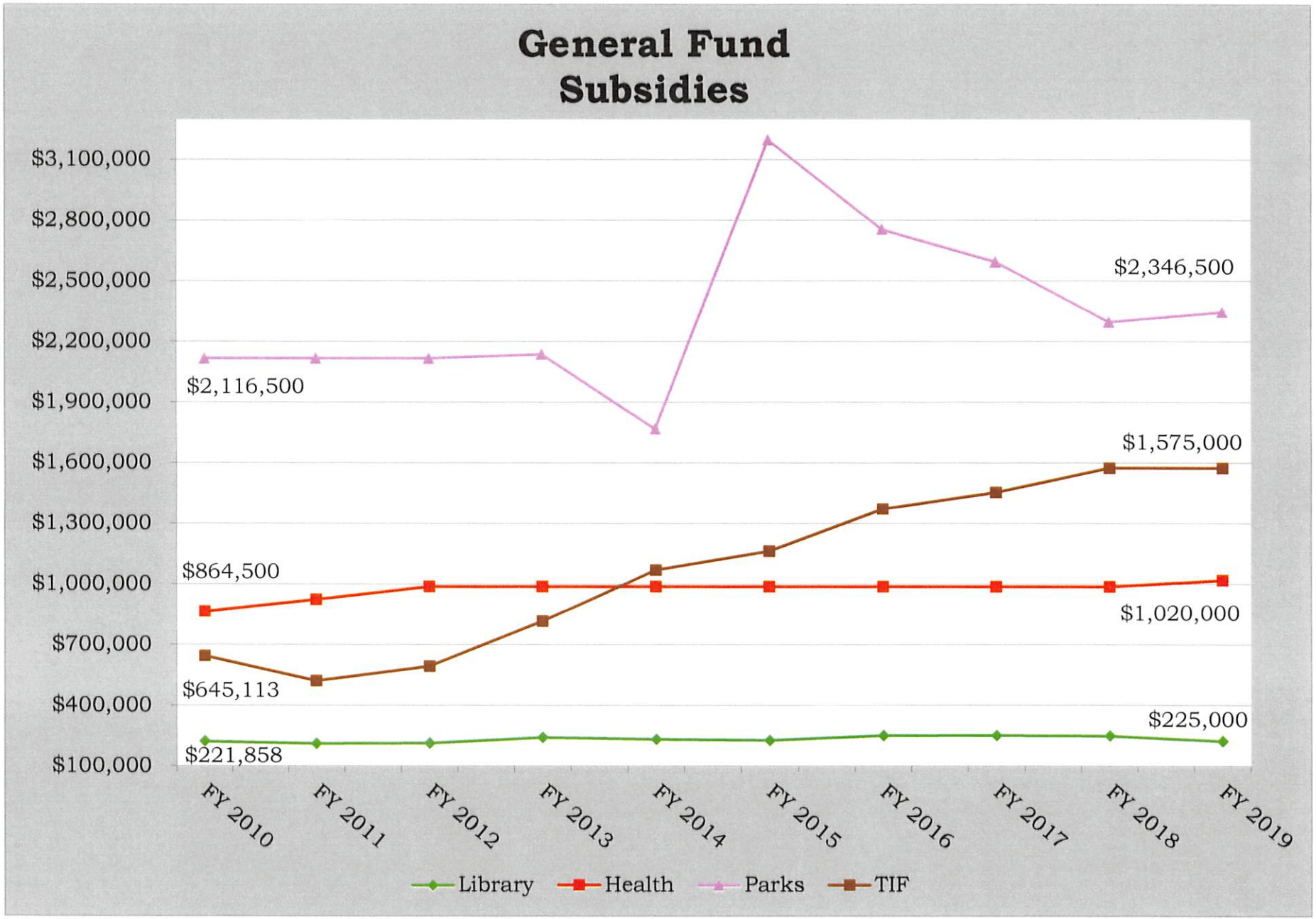
General Fund Subsidies
$3,100,000
$2,800,000
$2,500,000
$2,200,000
$1,900,000
$1,600,000
$1,300,000
$1,000,000
$700,000
$400,000
$100,000
$2,346,500
$2,116,500
$1,575,000
$864,500
$1,020,000
$645,113
$225,000
$221,858
FY 2010
FY 2011
FY 2012
FY 2013
FY 2014
FY 2015
FY 2016
FY 2017
FY 2018
FY 2019
Library
Health
Parks
TIF

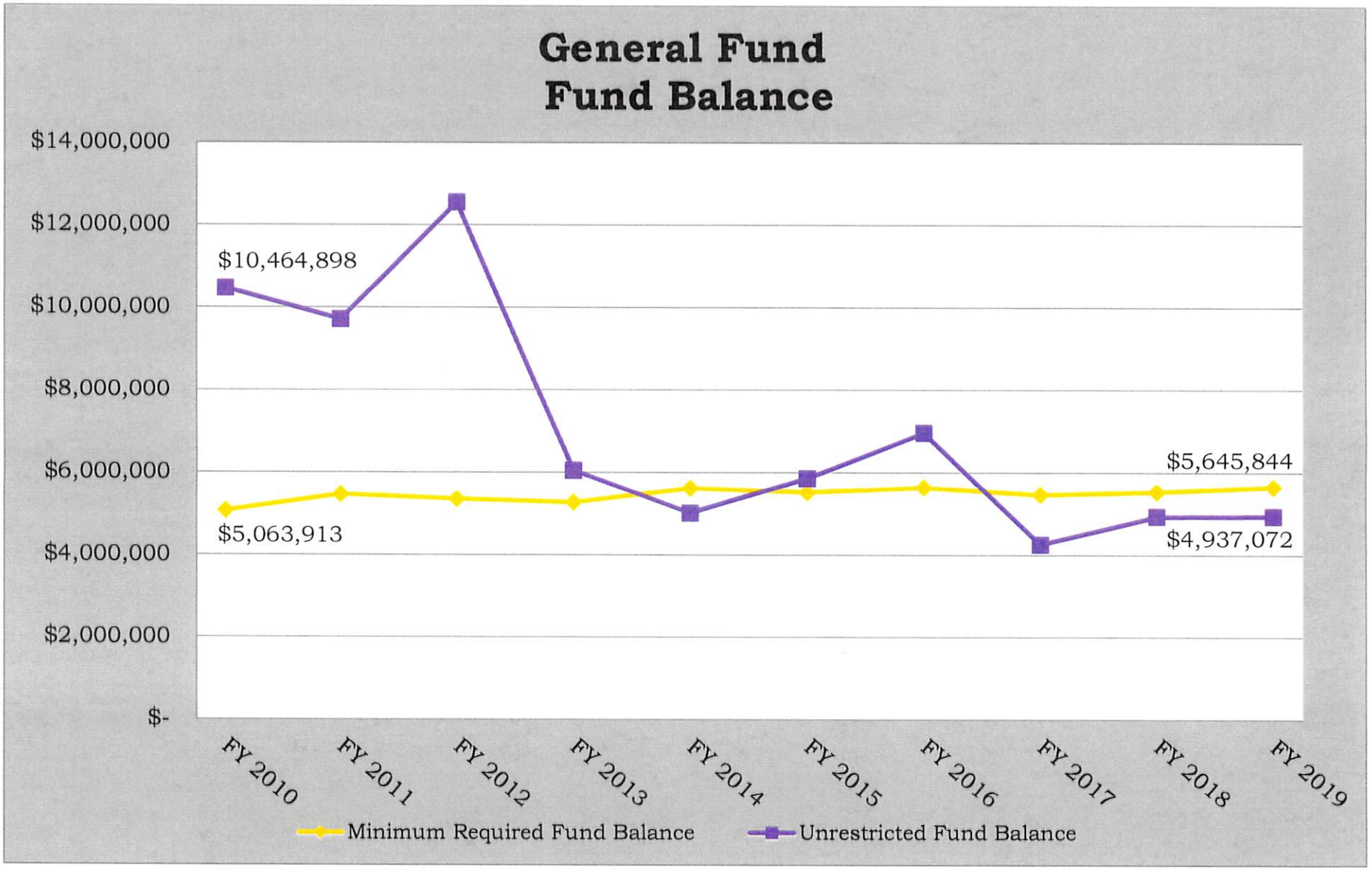
General Fund
Fund Balance
$14,000,000
$12,000,000
$10,000,000
$8,000,000
$6,000,000
$4,000,000
$2,000,000
$-
$10,464,898
$5,063,913
$5,645,844
$4,937,072
FY 2010
FY 2011
FY 2012
FY 2013
FY 2014
FY 2015
FY 2016
FY 2017
FY 2018
FY 2019
Minimum Required Fund Balance
Unrestricted Fund Balance

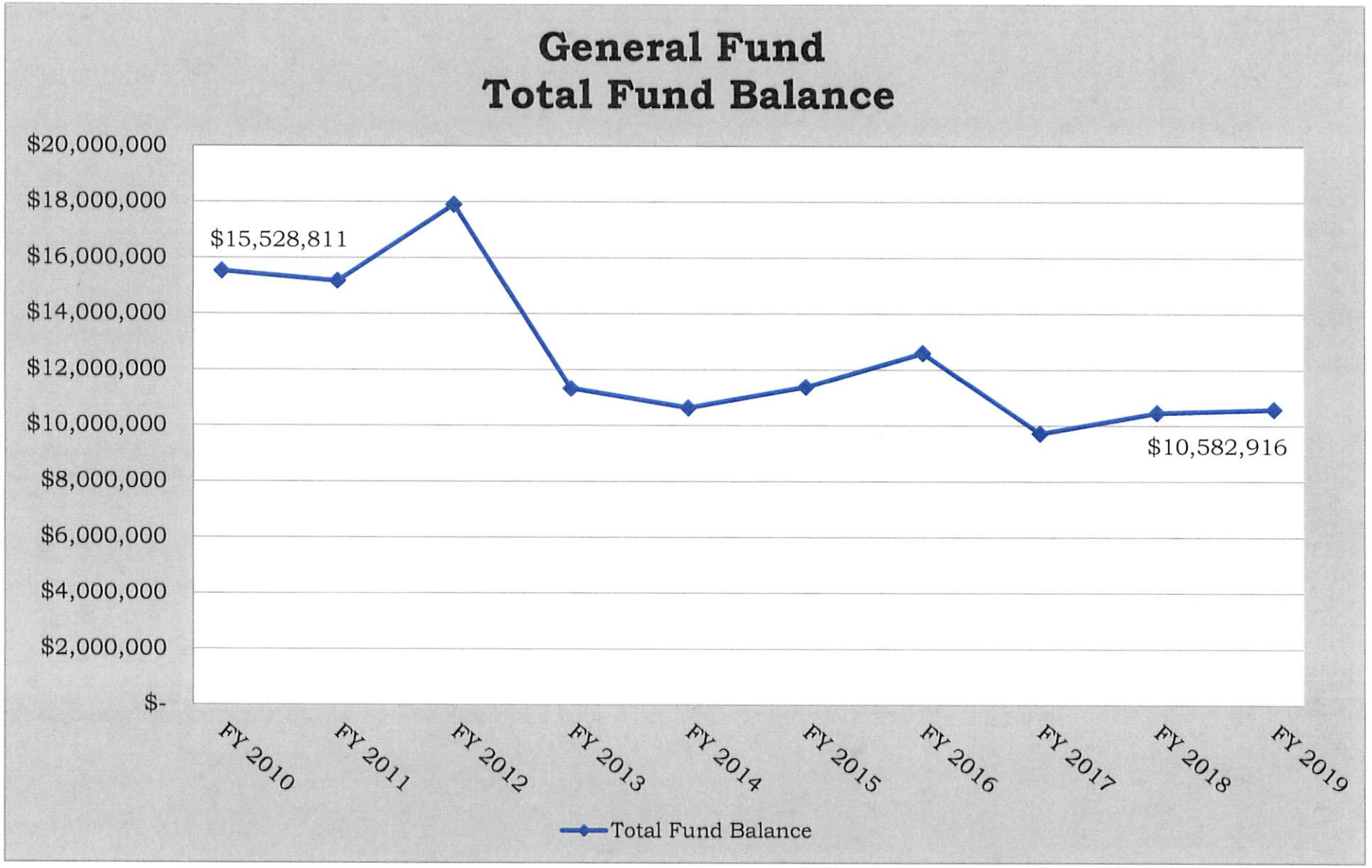
General Fund
Total Fund Balance
$20,000,000
$18,000,000
$16,000,000
$14,000,000
$12,000,000
$10,000,000
$8,000,000
$6,000,000
$4,000,000
$2,000,000
$-
$15,528,811
$10,582,916
FY 2010
FY 2011
FY 2012
FY 2013
FY 2014
FY 2015
FY 2016
FY 2017
FY 2018
FY 2019
Total Fund Balance

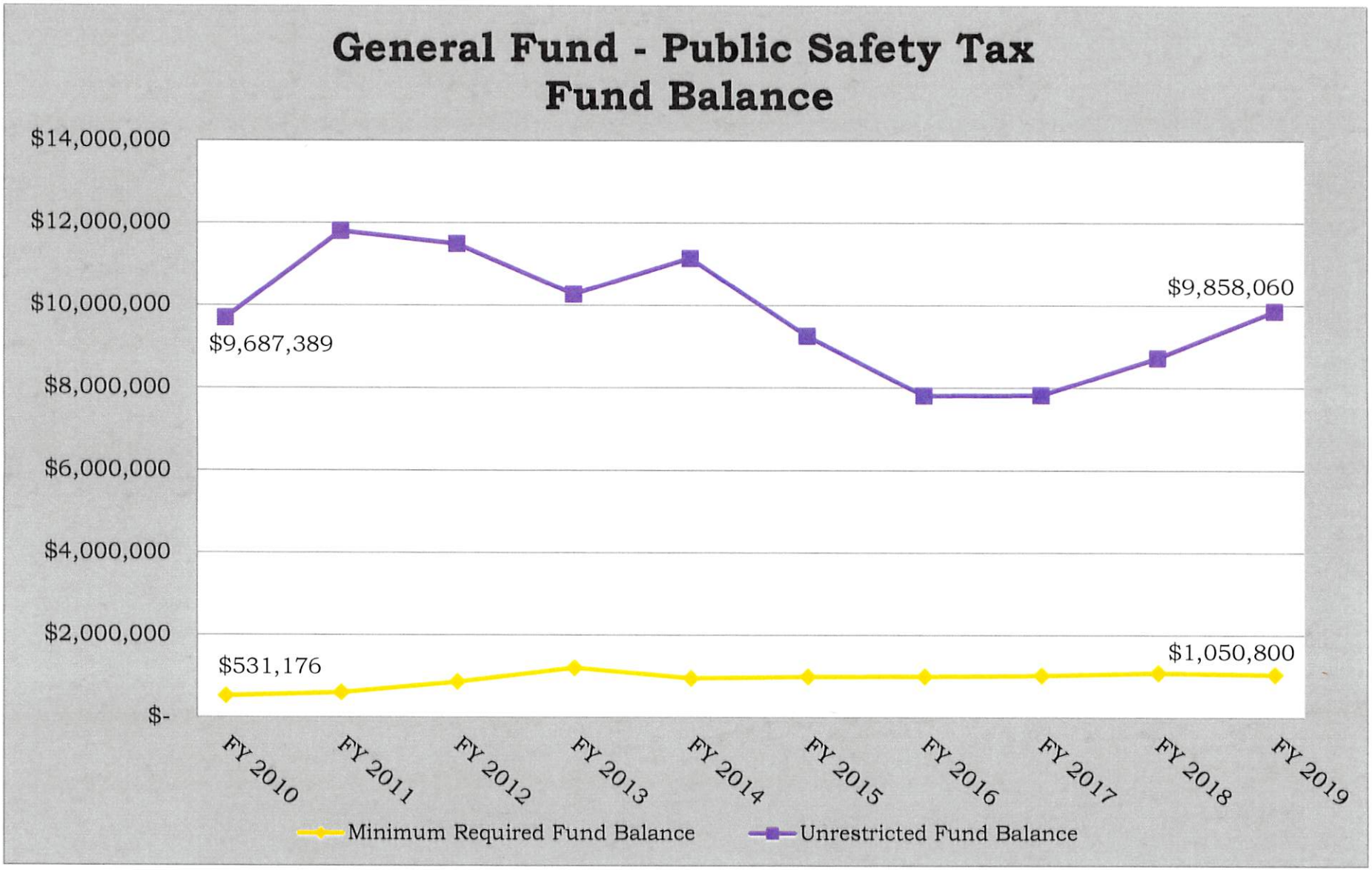
General Fund - Public Safety Tax
Fund Balance
$14,000,000
$12,000,000
$10,000,000
$8,000,000
$6,000,000
$4,000,000
$2,000,000
$-
$9,687,389
$9,858,060
$531,176
$1,050,800
FY 2010
FY 2011
FY 2012
FY 2013
FY 2014
FY 2015
FY 2016
FY 2017
FY 2018
FY 2019
Minimum Required Fund Balance
Unrestricted Fund Balance

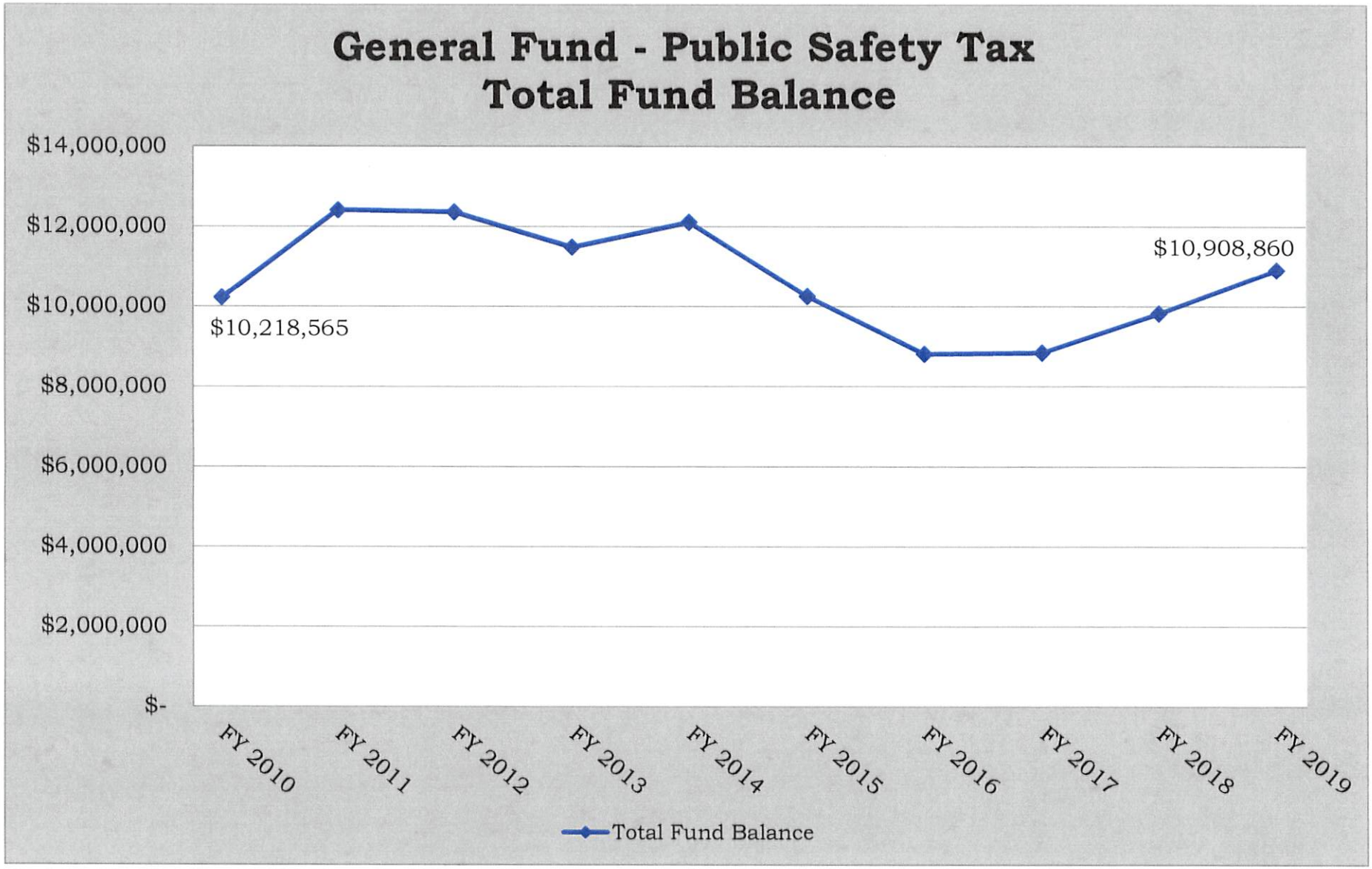
General Fund - Public Safety Tax
Total Fund Balance
$14,000,000
$12,000,000
$10,000,000
$8,000,000
$6,000,000
$4,000,000
$2,000,000
$-
$10,218,565
$10,908,860
FY 2010
FY 2011
FY 2012
FY 2013
FY 2014
FY 2015
FY 2016
FY 2017
FY 2018
FY 2019
Total Fund Balance

GENERAL FUND

CITY COUNCIL

FY 2019 BUDGET HIGHLIGHTS

Department Summary:

The City Council is an elected body of nine that enacts local legislation, adopts the budget, determines policies and appoints the council employees.

Notable Budget Items:

Operational Items:

- $4,000 In Postage-Budgeted for mailing of possible election materials
- $18,000 In Consulting Fees-Annual fee for lobbyist services
- $20,000 In Department Review-Budgeted for an outside management review of one specific city department as directed from financial sustainability report

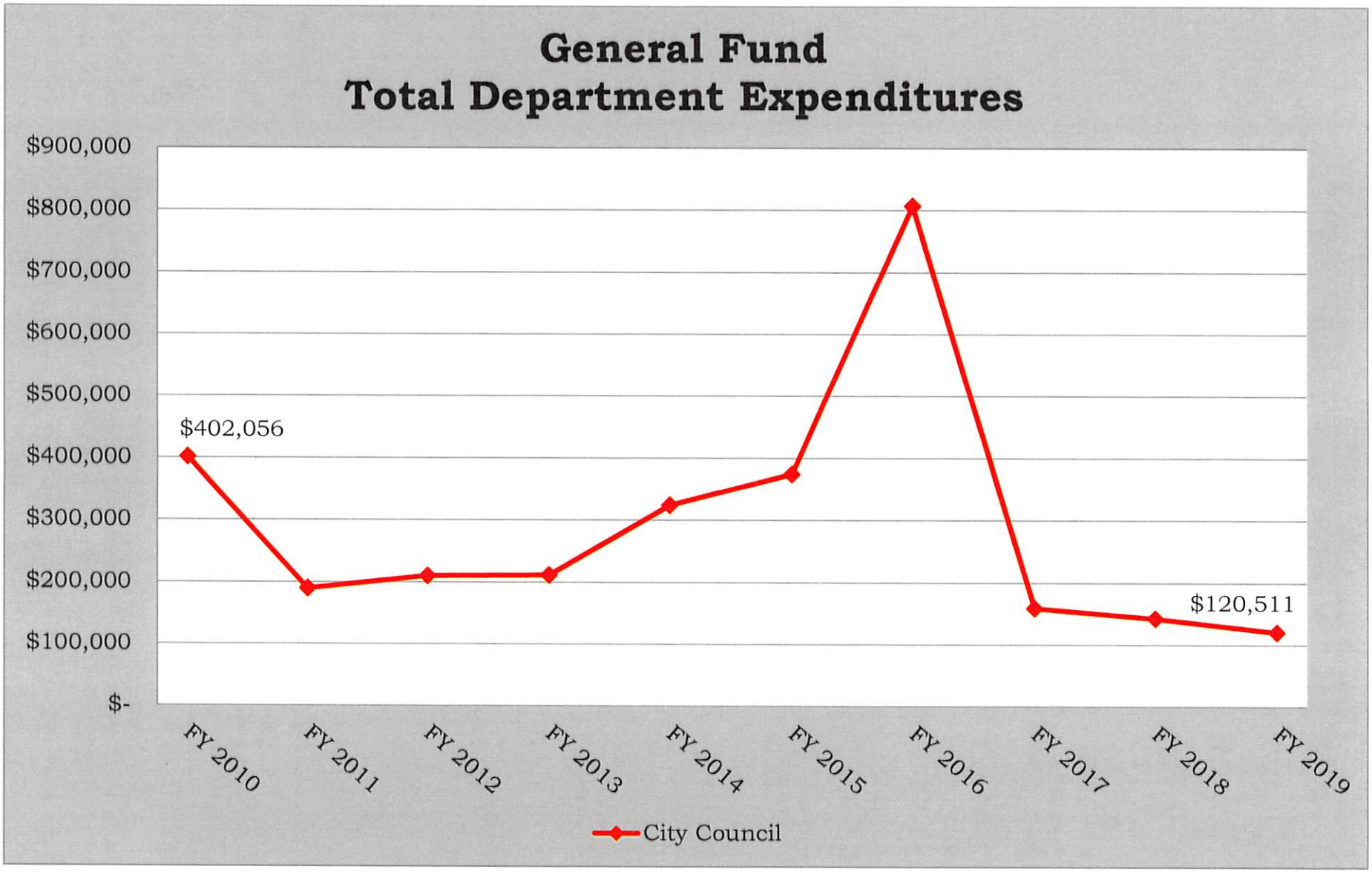
General Fund
Total Department Expenditures
$900,000
$800,000
$700,000
$600,000
$500,000
$400,000
$300,000
$200,000
$100,000
$-
$402,056
$120,511
FY 2010
FY 2011
FY 2012
FY 2013
FY 2014
FY 2015
FY 2016
FY 2017
FY 2018
FY 2019
City Council

GENERAL FUND

CITY MANAGER

FY 2019 BUDGET HIGHLIGHTS

Department Summary:

The City Manager is responsible for the general management of the city as defined by state statute, city charger, city code, and City Council directives. The Manager works with the city's department heads and staff to advise the City Council on policy options concerning the organization and the activities of city departments.

Notable Budget Items:

Operational Items:

- $20,000 In Consulting Fees-Annual ongoing fees for the continuation of Priority Based Budgeting

Capital Items:

- $850 Replacement Computer

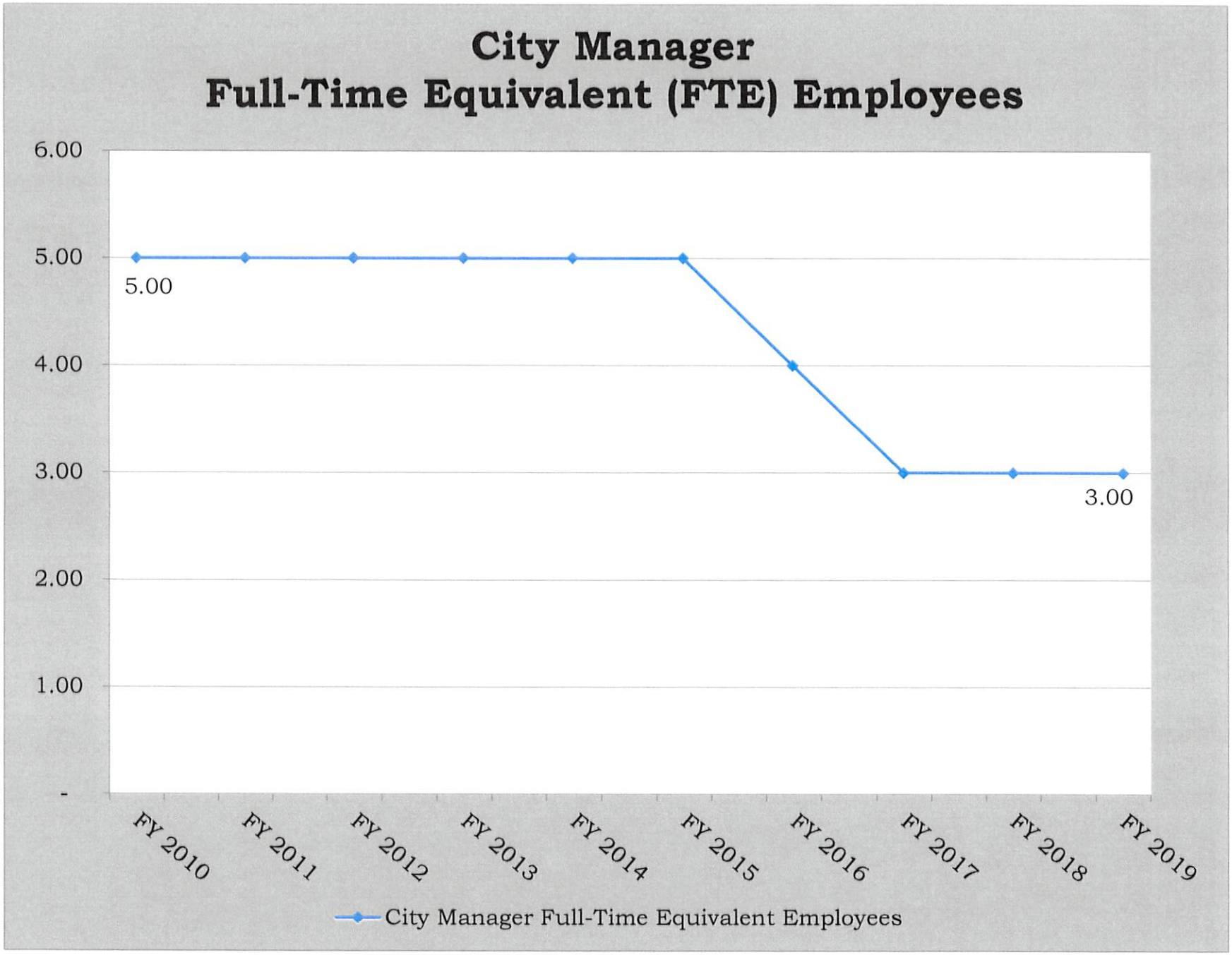
City Manager
Full-Time Equivalent (FTE) Employees
6.00
5.00
4.00
3.00
2.00
1.00
-
5.00
3.00
FY 2010
FY 2011
FY 2012
FY 2013
FY 2014
FY 2015
FY 2016
FY 2017
FY 2018
FY 2019
City Manager Full-Time Equivalent Employees

City Manager
Line Item Expenditures

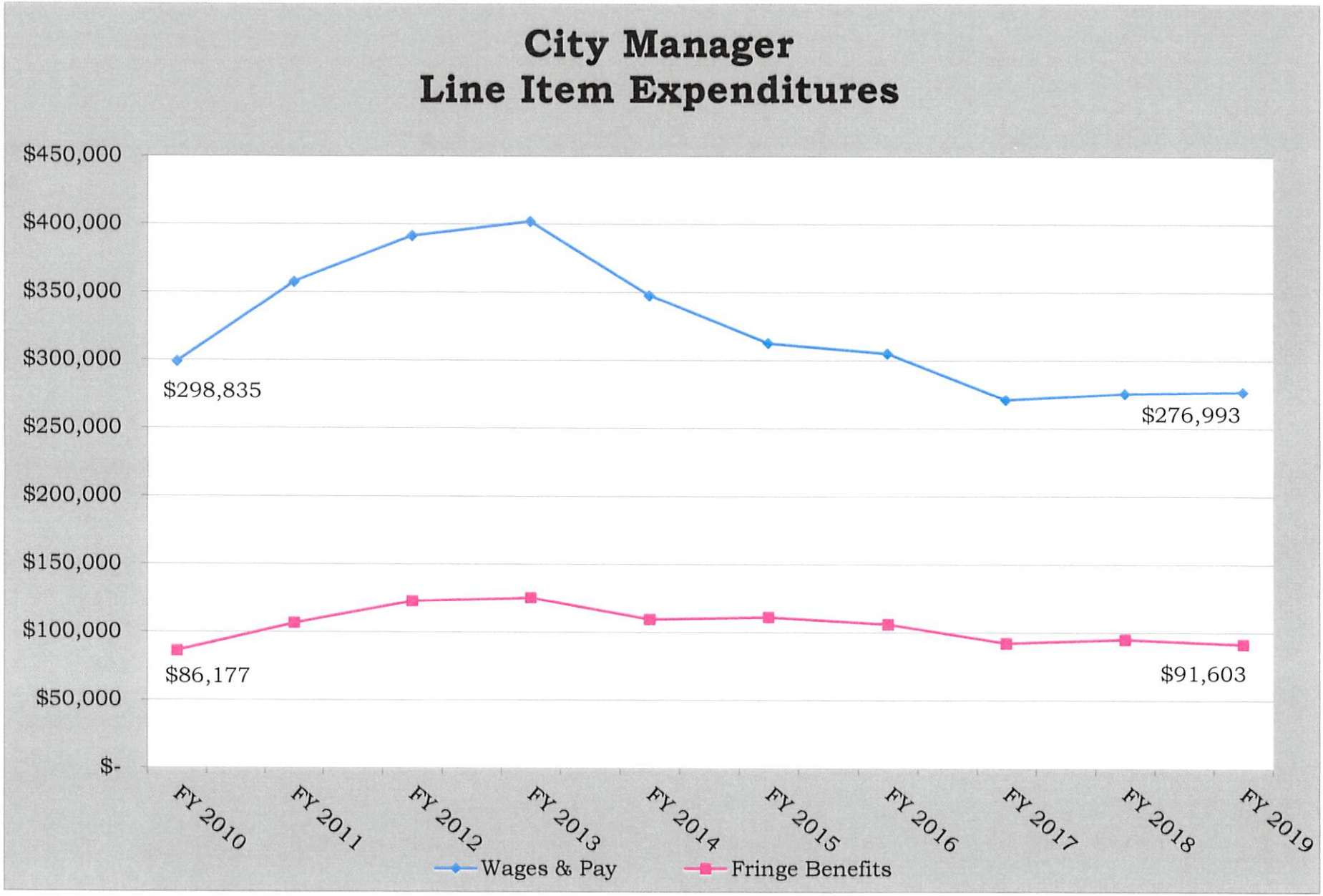

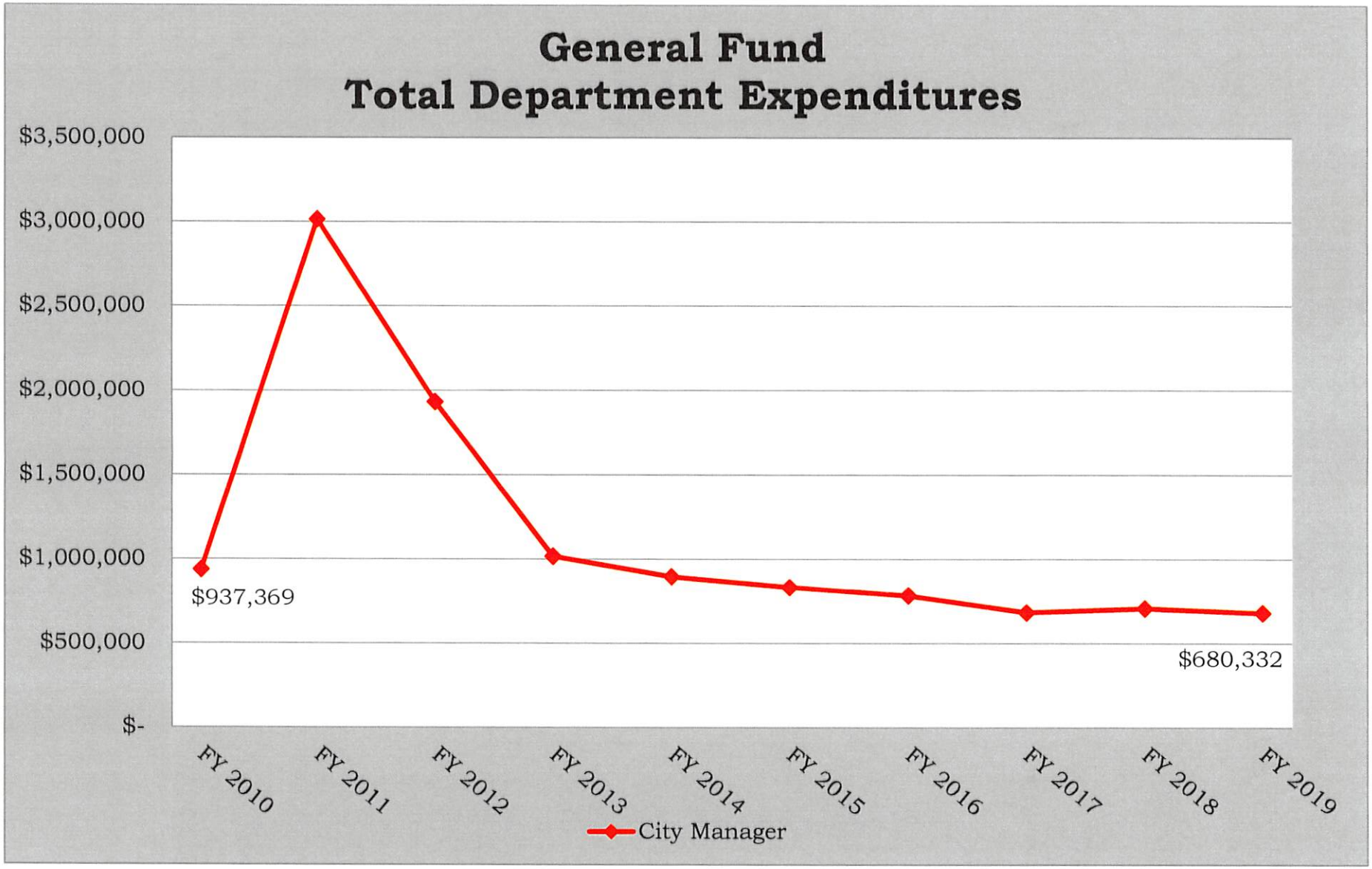
General Fund
Total Department Expenditures
$3,500,000
$3,000,000
$2,500,000
$2,000,000
$1,500,000
$1,000,000
$500,000
$-
$937,369
$680,332
FY 2010
FY 2011
FY 2012
FY 2013
FY 2014
FY 2015
FY 2016
FY 2017
FY 2018
FY 2019
City Manager

GENERAL FUND

CITY CLERK

FY 2019 BUDGET HIGHLIGHTS

Department Summary:

The City Clerk oversees the records management of the city. Specifically, the City Clerk coordinates the City Council agenda and manages all historical records of actions taken by City Council.

Notable Budget Items:

Operational Items:

- $200 City Clerk-In Small Office Furnishings-Replace office chair
- $3,200 City Clerk-In Printing Services-Anticipated code supplements
- $55,000 Elections-Possible election during fiscal year

Capital Items:

- $5,000 Replacement Furnace – Records Storage Facility

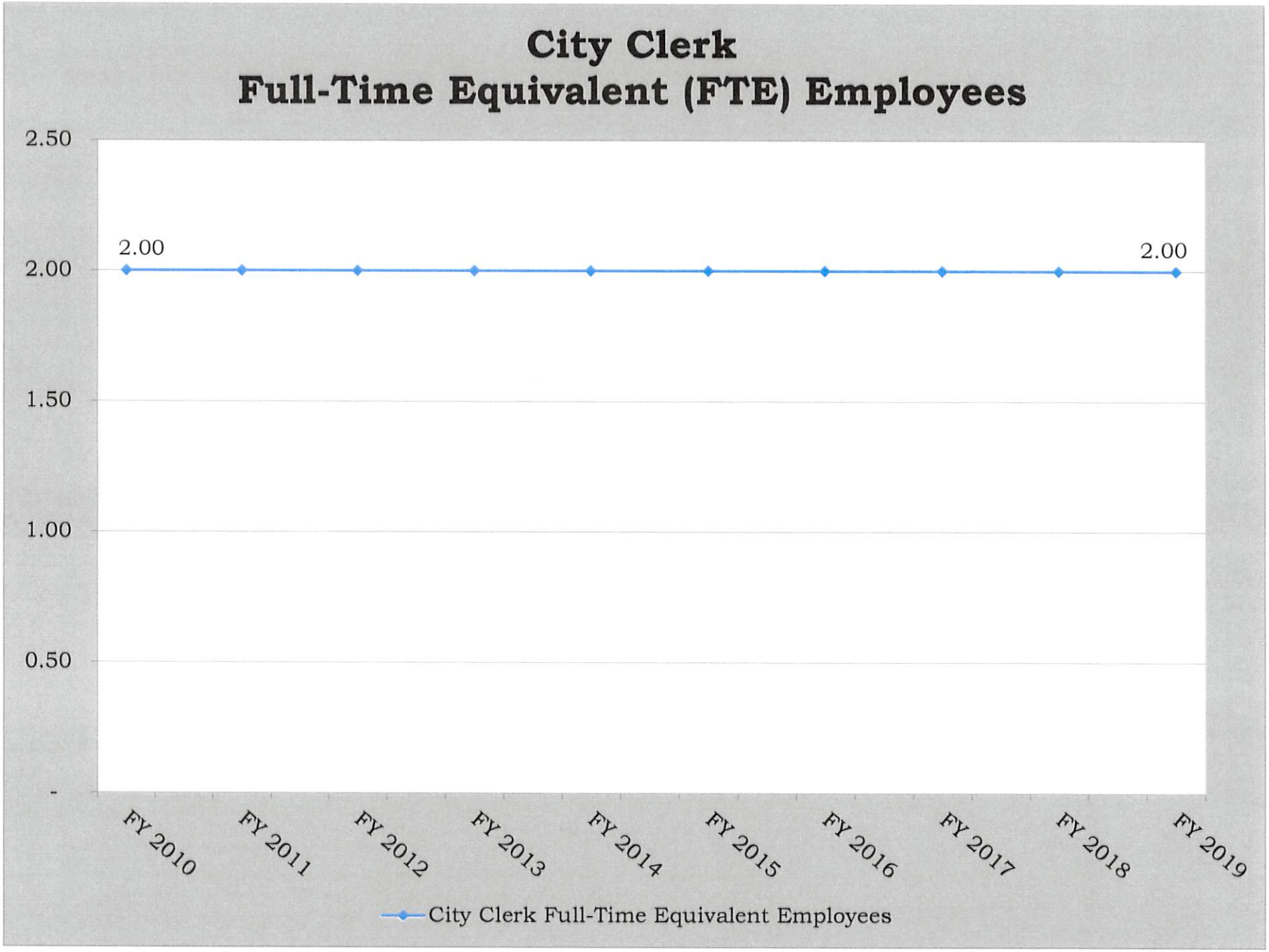
City Clerk
Full-Time Equivalent (FTE) Employees
2.50
2.00
1.50
1.00
0.50
-
2.00
2.00
FY 2010
FY 2011
FY 2012
FY 2013
FY 2014
FY 2015
FY 2016
FY 2017
FY 2018
FY 2019
City Clerk Full-Time Equivalent Employees

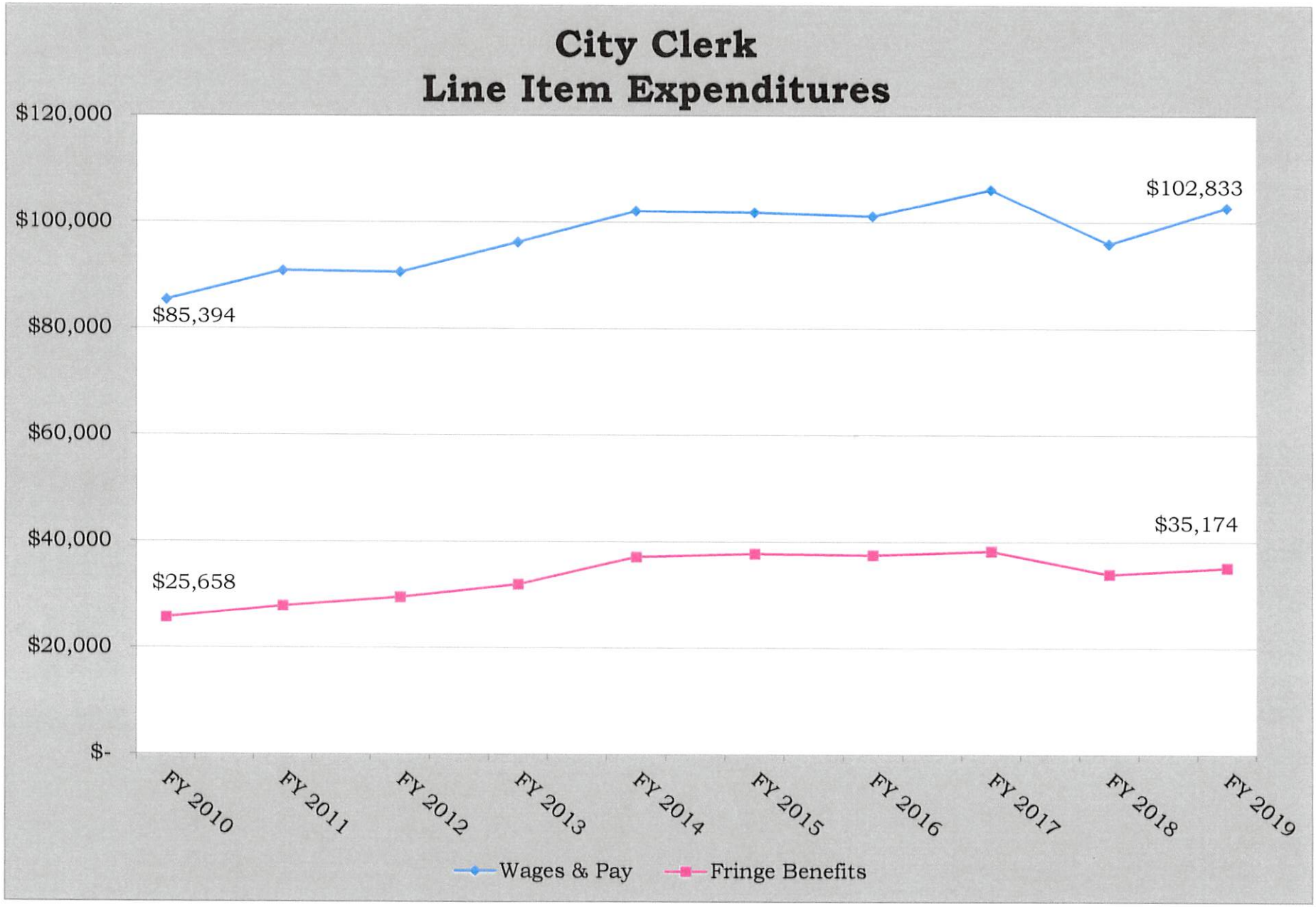
City Clerk
Line Item Expenditures
$120,000
$100,000
$80,000
$60,000
$40,000
$20,000
$-
$102,833
$85,394
$35,174
$25,658
FY 2010
FY 2011
FY 2012
FY 2013
FY 2014
FY 2015
FY 2016
FY 2017
FY 2018
FY 2019
Wages & Pay
Fringe Benefits

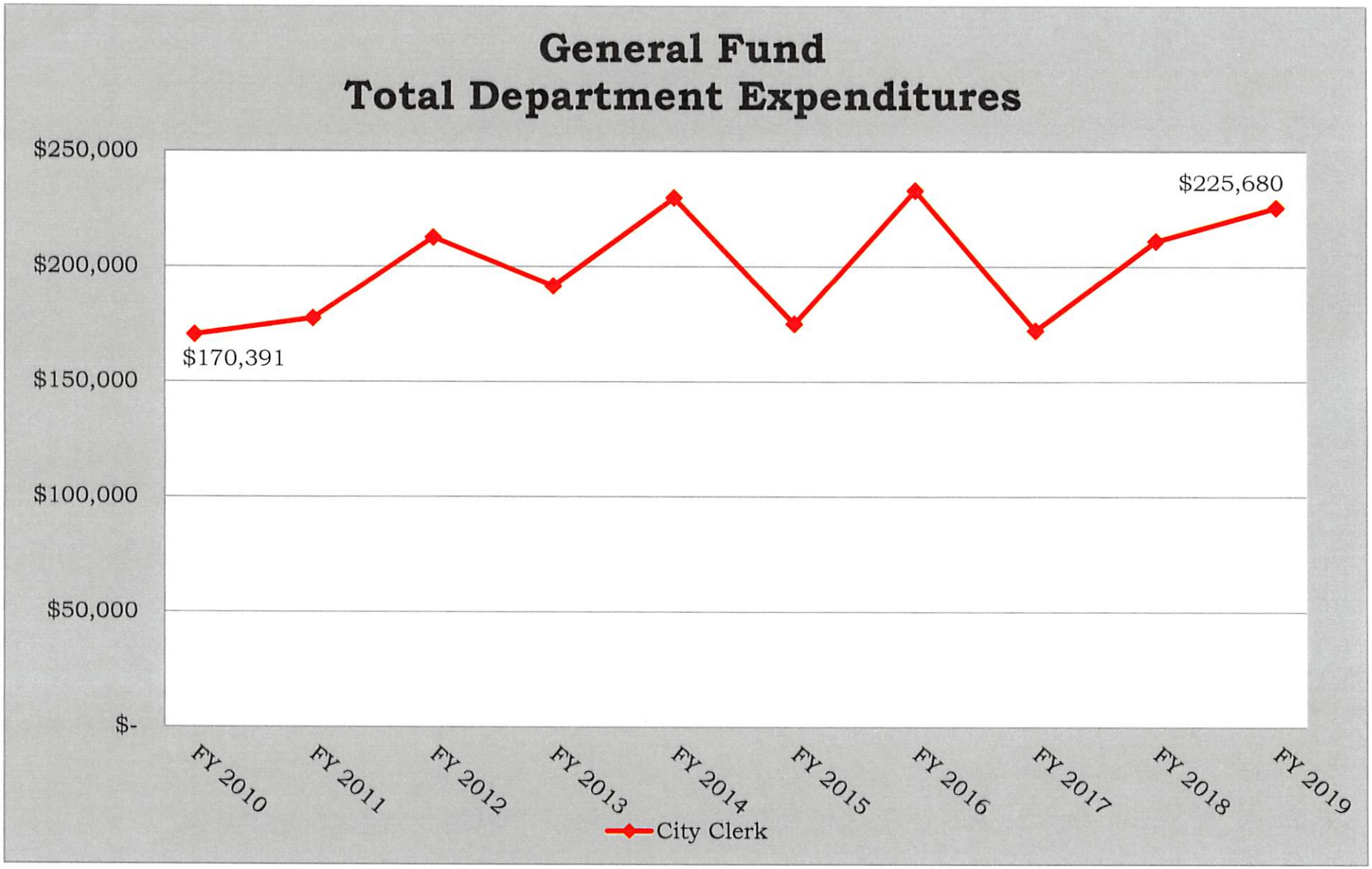
General Fund
Total Department Expenditures
$250,000
$200,000
$150,000
$100,000
$50,000
$-
$170,391
$225,680
FY 2010
FY 2011
FY 2012
FY 2013
FY 2014
FY 2015
FY 2016
FY 2017
FY 2018
FY 2019
City Clerk

GENERAL FUND

LEGAL SERVICES

FY 2019 BUDGET HIGHLIGHTS

Department Summary:

Legal Services is made up of the City Attorney's Office and the Prosecutor's Office. The City Attorney's office is responsible for advising council, the manager and department heads on any legal questions affecting the city's interest; drafting city ordinances; preparing and approving contracts; and, conducting any civil suit or action on behalf of the city. The Prosecutor's Office is responsible for prosecuting legal cases on behalf of the city in accordance with local laws and regulations.

Notable Budget Items:

Operational Items:

- $100 City Attorney-In Small Office Equipment-Replacement label maker
- $500 City Attorney-In Small Office Furnishings-Additional 4-drawer file cabinet

- $600 Prosecutor-In Small Office Furnishings-Replacement office chair

Legal Services
Full-Time Equivalent (FTE) Employees

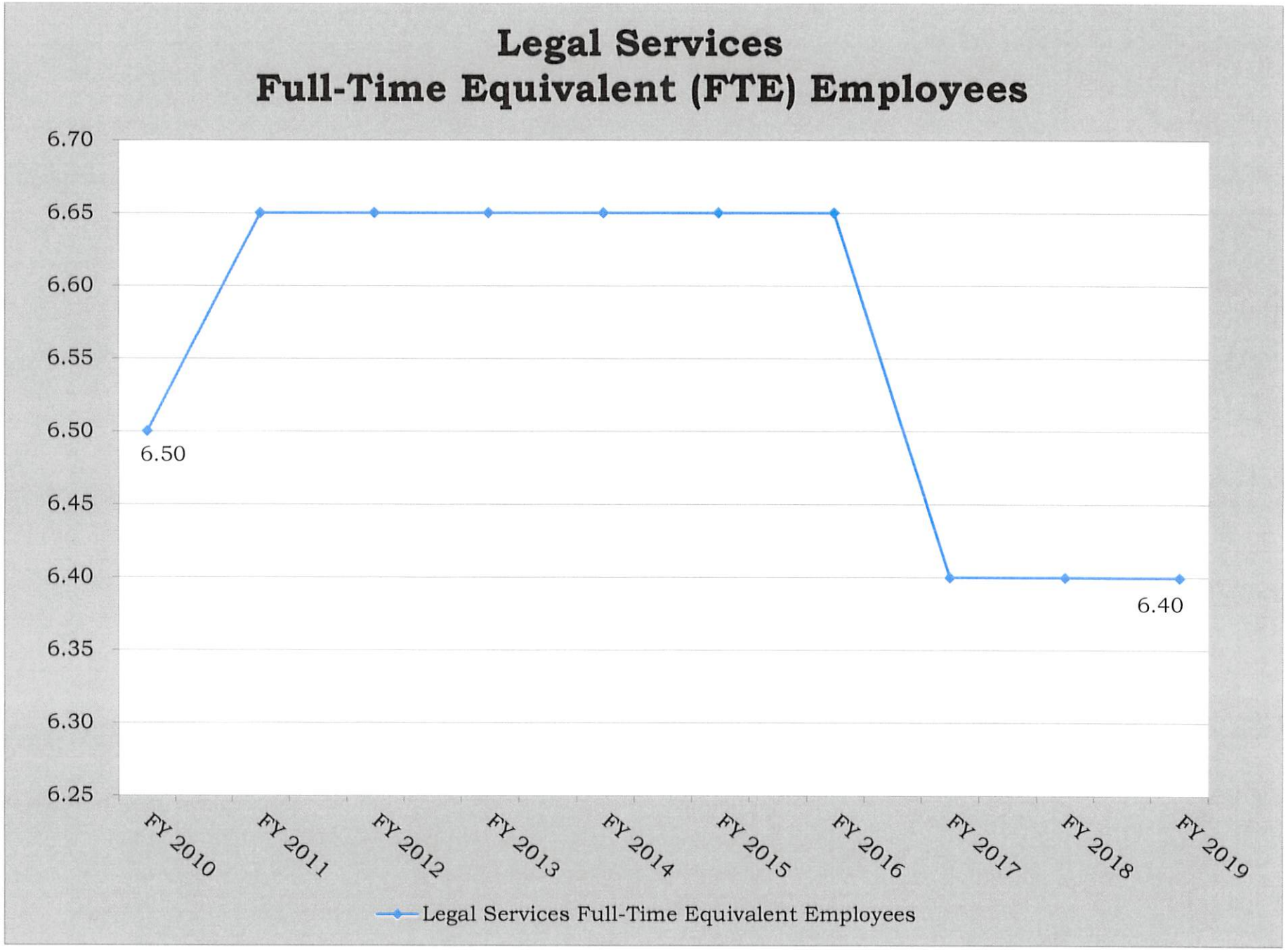

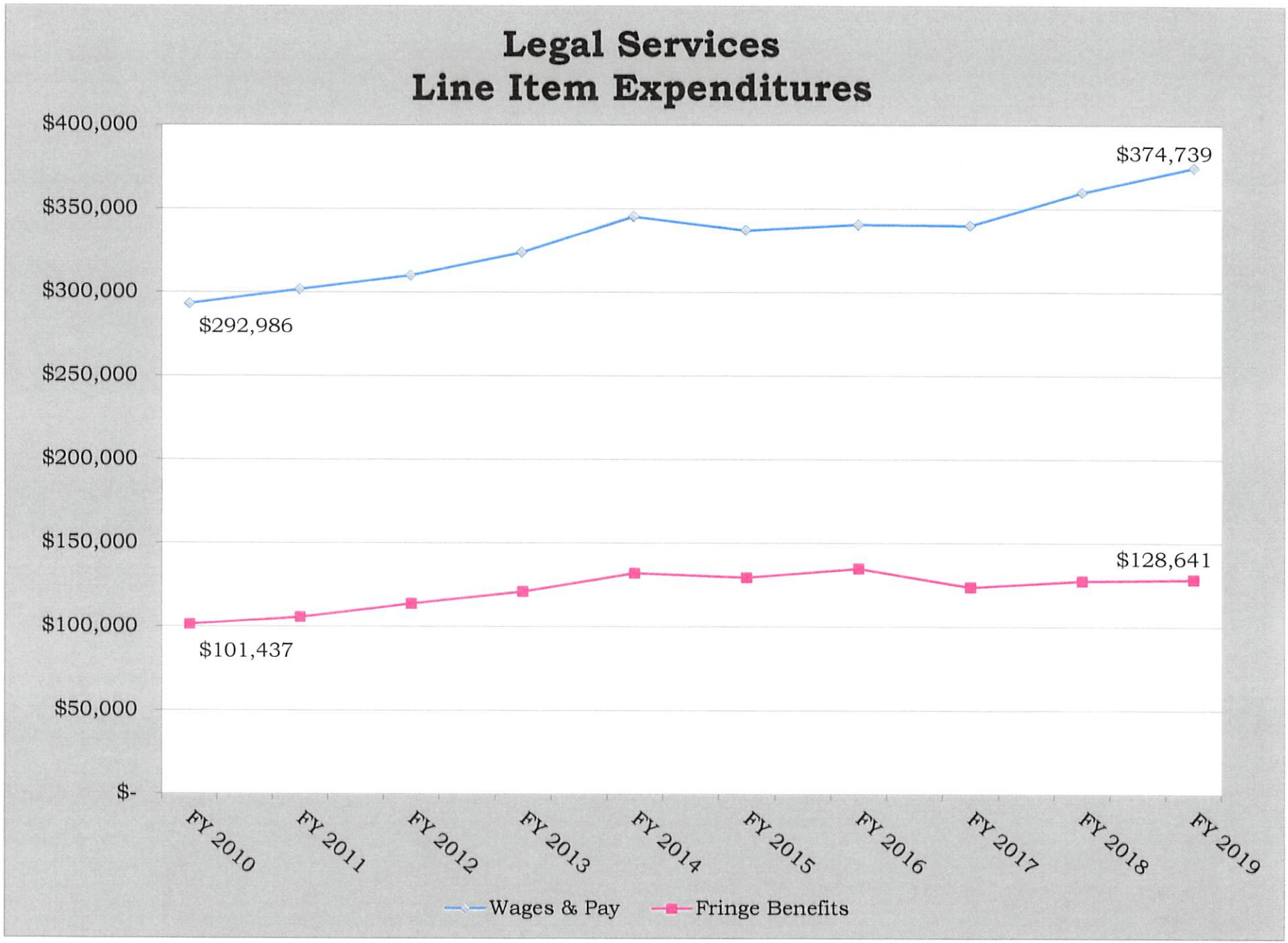
Legal Services
Line Item Expenditures
$400,000
$350,000
$300,000
$250,000
$200,000
$150,000
$100,000
$50,000
$-
$374,739
$292,986
$128,641
$101,437
FY 2010
FY 2011
FY 2012
FY 2013
FY 2014
FY 2015
FY 2016
FY 2017
FY 2018
FY 2019
Wages & Pay
Fringe Benefits

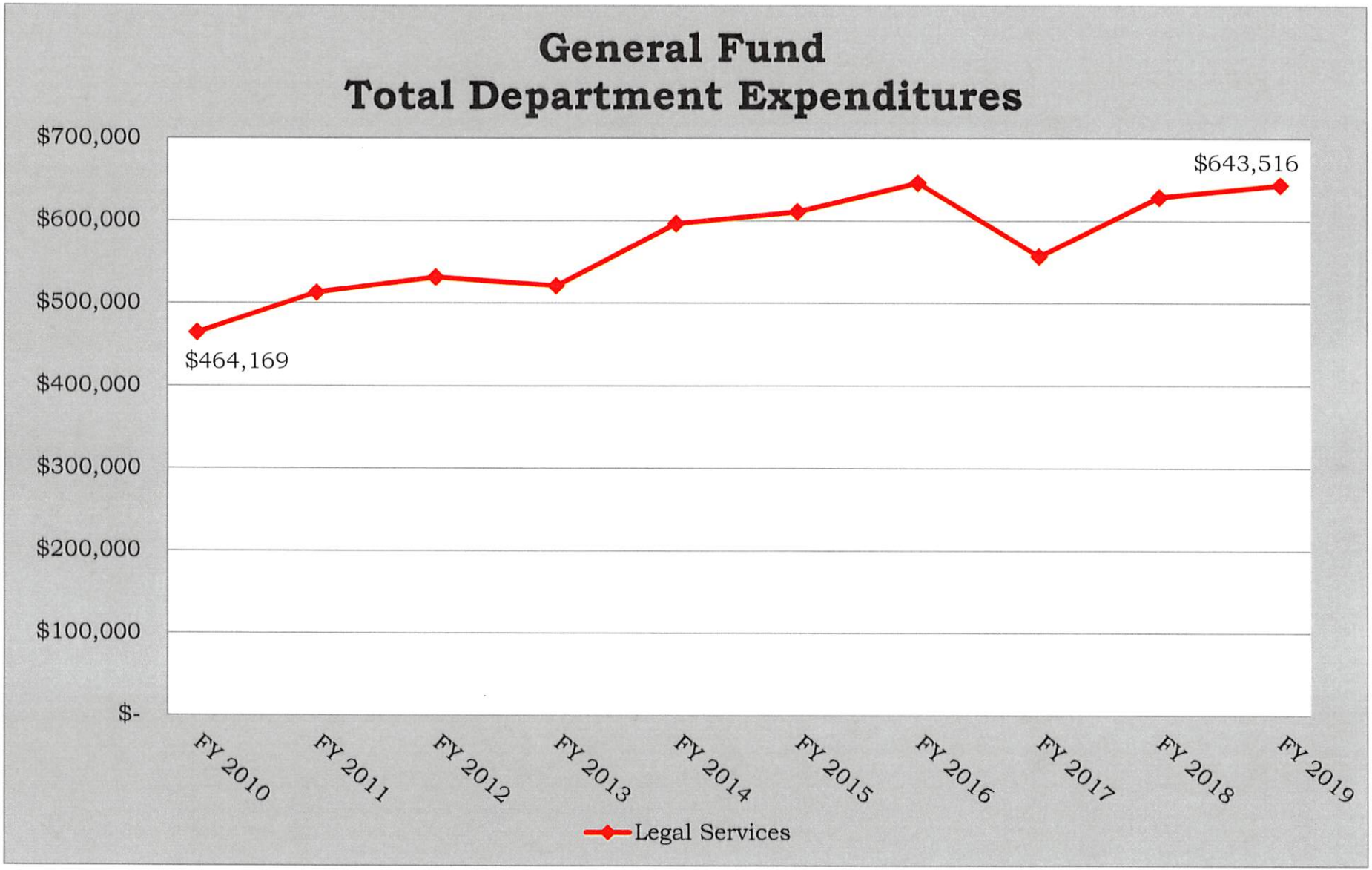
General Fund
Total Department Expenditures
$700,000
$600,000
$500,000
$400,000
$300,000
$200,000
$100,000
$-
$464,169
$643,516
FY 2010
FY 2011
FY 2012
FY 2013
FY 2014
FY 2015
FY 2016
FY 2017
FY 2018
FY 2019
Legal Services

GENERAL FUND

HUMAN RESOURCES

FY 2019 BUDGET HIGHLIGHTS

Department Summary:

The Human Resources Department provides a variety of support services to other departments within the city in the areas of Administration, Employee Relations, Employment, Compensation, Benefits and Risk Management.

Notable Budget Items:

None

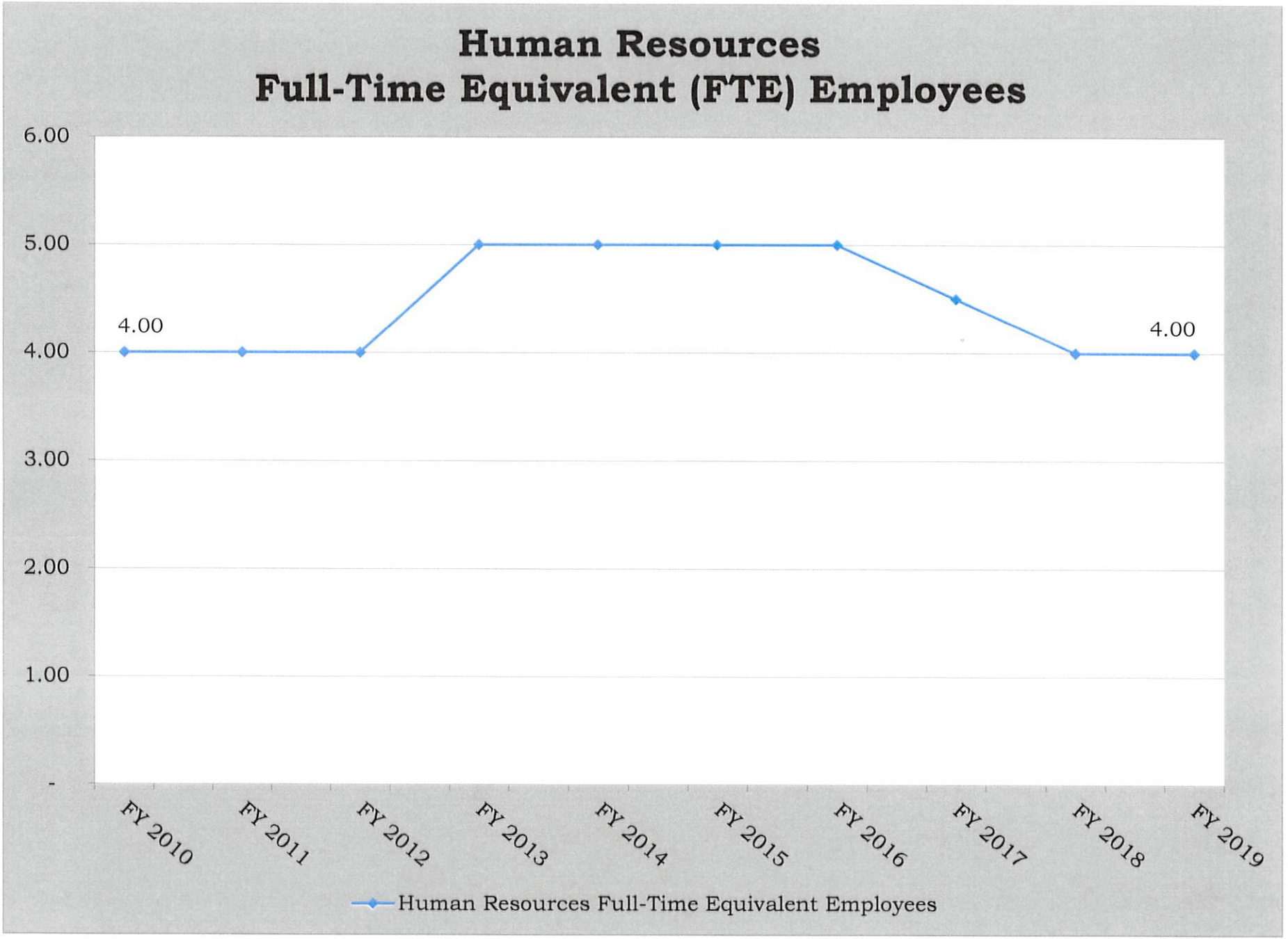
Human Resources
Full-Time Equivalent (FTE) Employees
6.00
5.00
4.00
3.00
2.00
1.00
-
4.00
4.00
FY 2010
FY 2011
FY 2012
FY 2013
FY 2014
FY 2015
FY 2016
FY 2017
FY 2018
FY 2019
Human Resources Full-Time Equivalent Employees

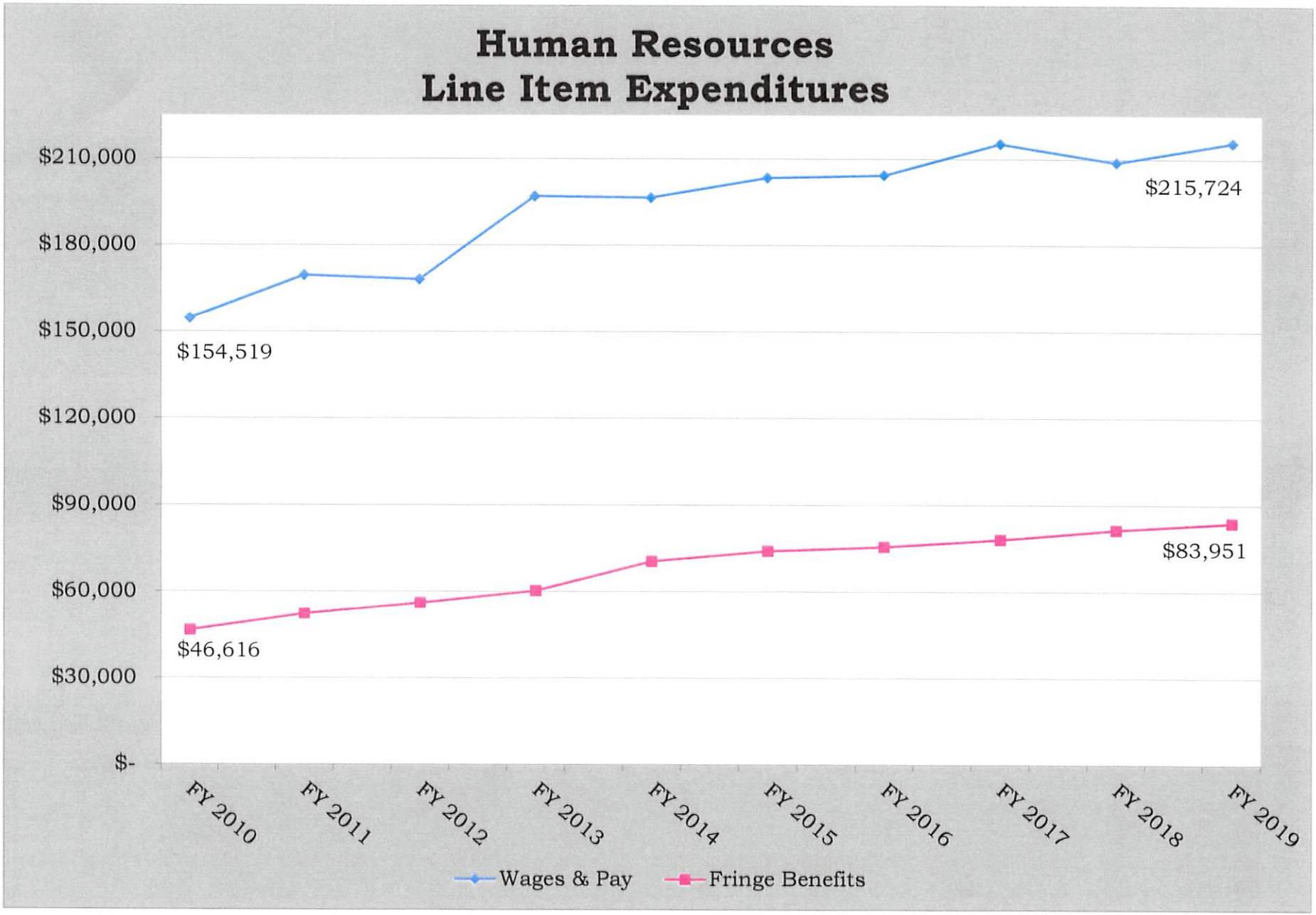
Human Resources
Line Item Expenditures
$210,000
$180,000
$150,000
$120,000
$90,000
$60,000
$30,000
$-
$215,724
$154,519
$83,951
$46,616
FY 2010
FY 2011
FY 2012
FY 2013
FY 2014
FY 2015
FY 2016
FY 2017
FY 2018
FY 2019
Wages & Pay
Fringe Benefits

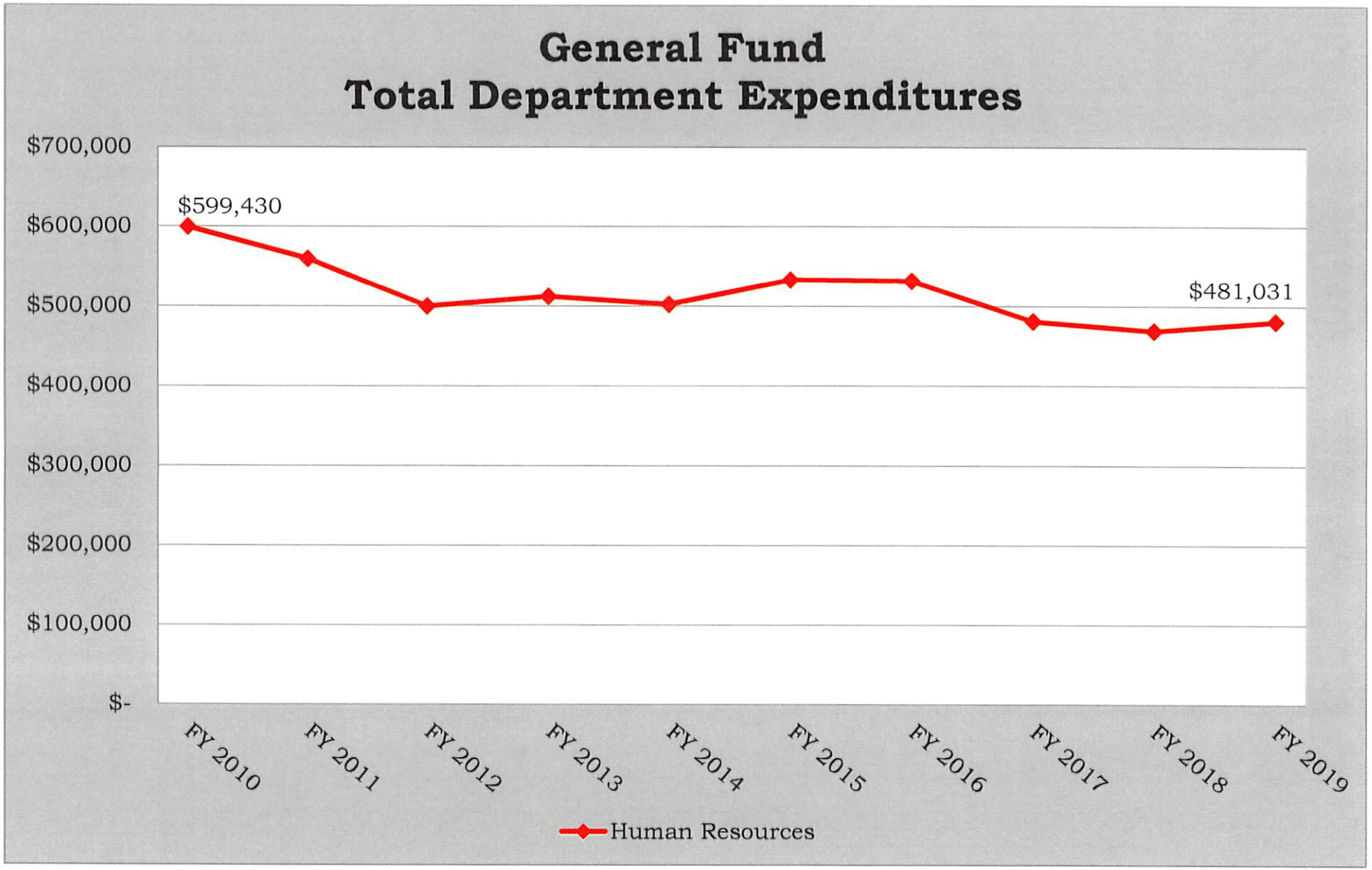
General Fund
Total Department Expenditures
$700,000
$600,000
$500,000
$400,000
$300,000
$200,000
$100,000
$-
$599,430
$481,031
FY 2010
FY 2011
FY 2012
FY 2013
FY 2014
FY 2015
FY 2016
FY 2017
FY 2018
FY 2019
Human Resources

GENERAL FUND

BUILDING REGULATIONS

FY 2019 BUDGET HIGHLIGHTS

Department Summary:

Under Community Planning and Development, the Building Department is responsible for implementing and monitoring a variety of city, state and federal building codes. The Building Department issues permits and inspects all phases of construction, monitors demolition and the moving of existing buildings, as well as administers the dangerous building codes. In 2017, there were 1,388 construction permits issued valued at $176,920,630.

Performance Indicators:

Description	2008	2009	2010	2011	2012	2013	2014	2015	2016	2017
Construction Permits Issued	292	149	304	4,739	2,640	1,280	1,272	1,224	1,344	1,388
Value of Construction Permits	87,081,522	25,871,843	60,268,997	206,367,765	554,797,872	250,846,085	95,453,945	92,803,693	144,967,327	176,920,630

Notable Budget Items:

Capital Items:

- $1,700 Replacement Computer (2)
- $8,800 Replacement Ruggedized Laptop Computer (2)

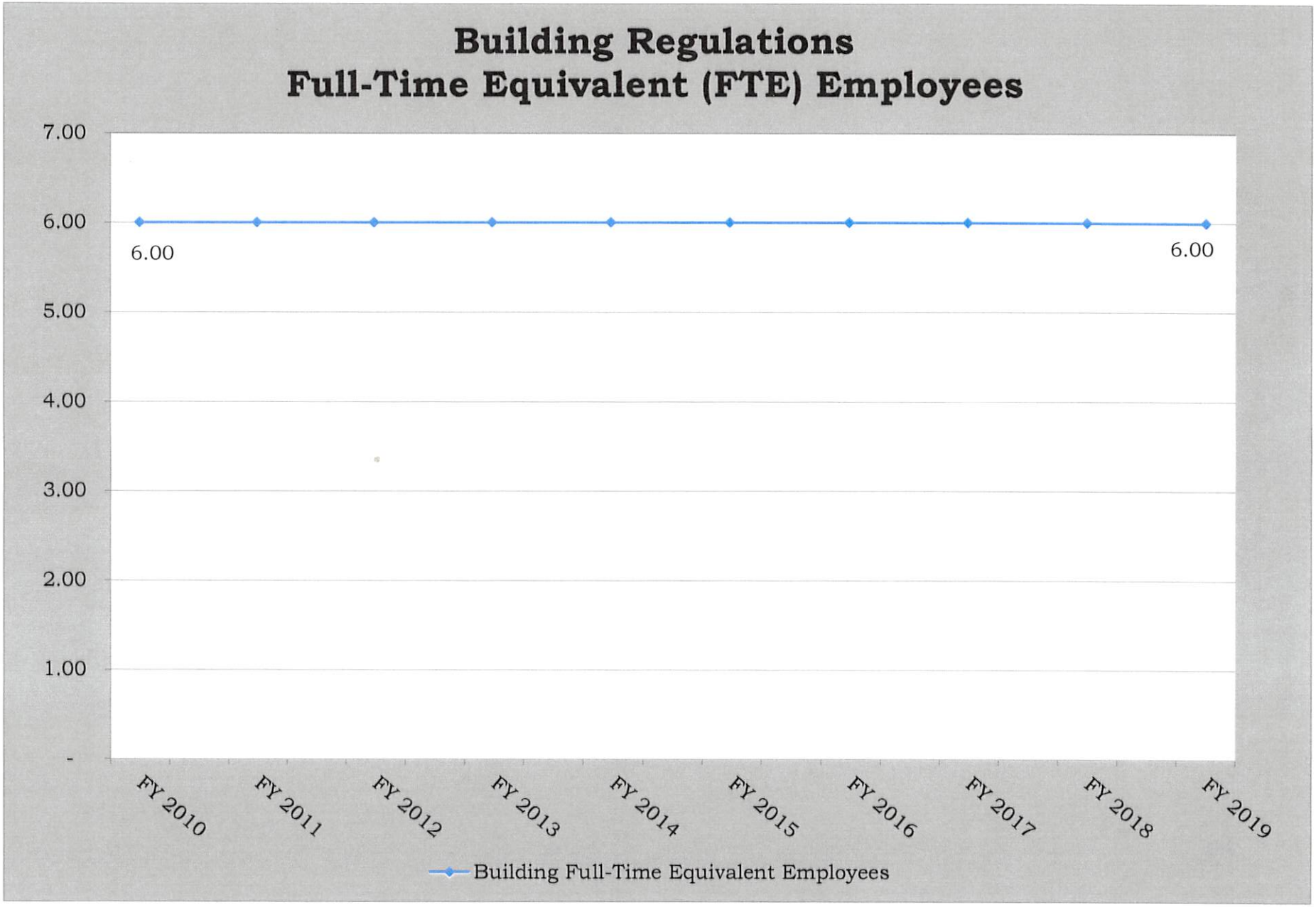
Building Regulations
Full-Time Equivalent (FTE) Employees
7.00
6.00
5.00
4.00
3.00
2.00
1.00
-
6.00
6.00
FY 2010
FY 2011
FY 2012
FY 2013
FY 2014
FY 2015
FY 2016
FY 2017
FY 2018
FY 2019
Building Full-Time Equivalent Employees

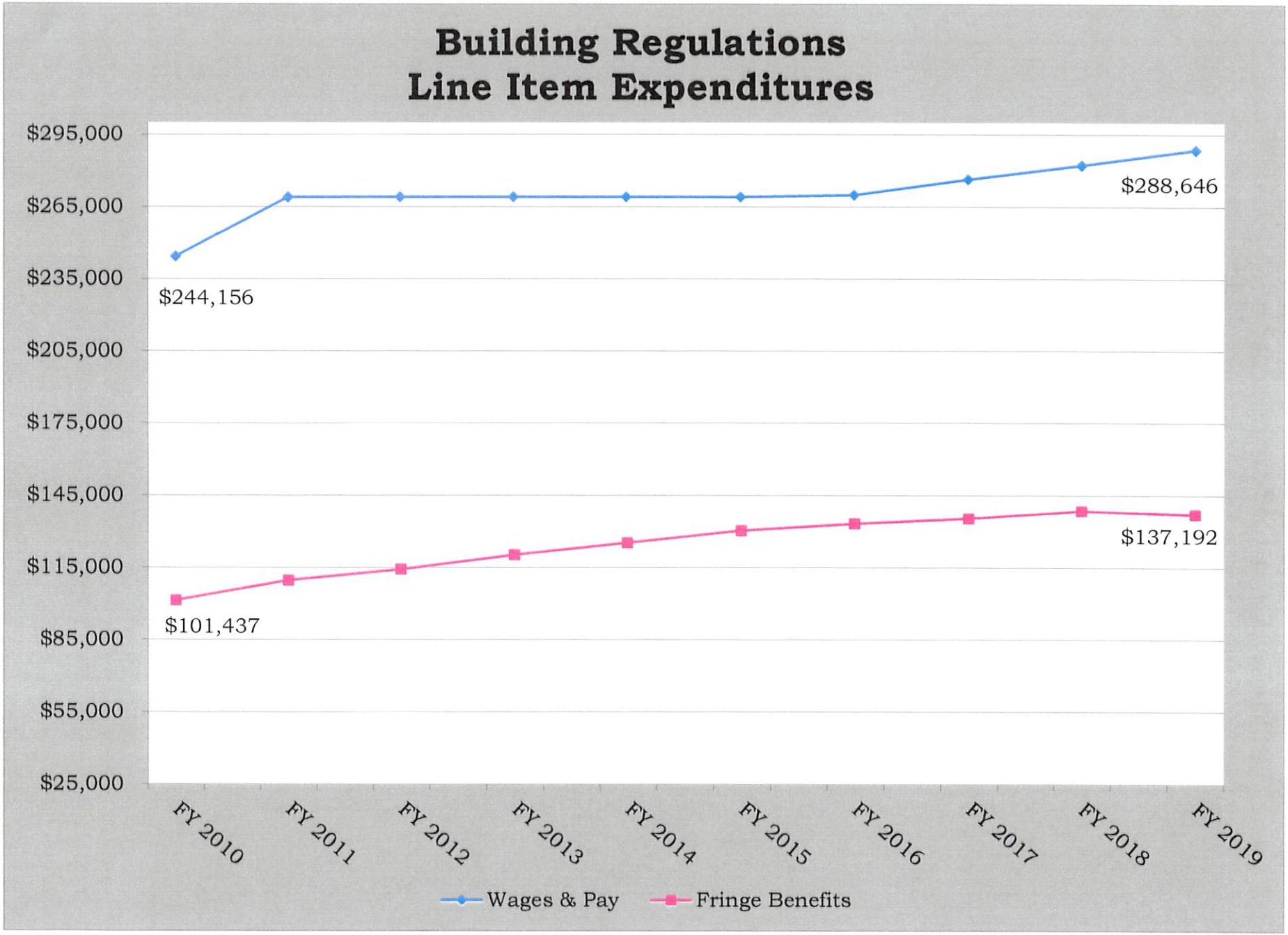
Building Regulations
Line Item Expenditures
$295,000
$265,000
$235,000
$205,000
$175,000
$145,000
$115,000
$85,000
$55,000
$25,000
$288,646
$244,156
$137,192
$101,437
FY 2010
FY 2011
FY 2012
FY 2013
FY 2014
FY 2015
FY 2016
FY 2017
FY 2018
FY 2019
Wages & Pay
Fringe Benefits

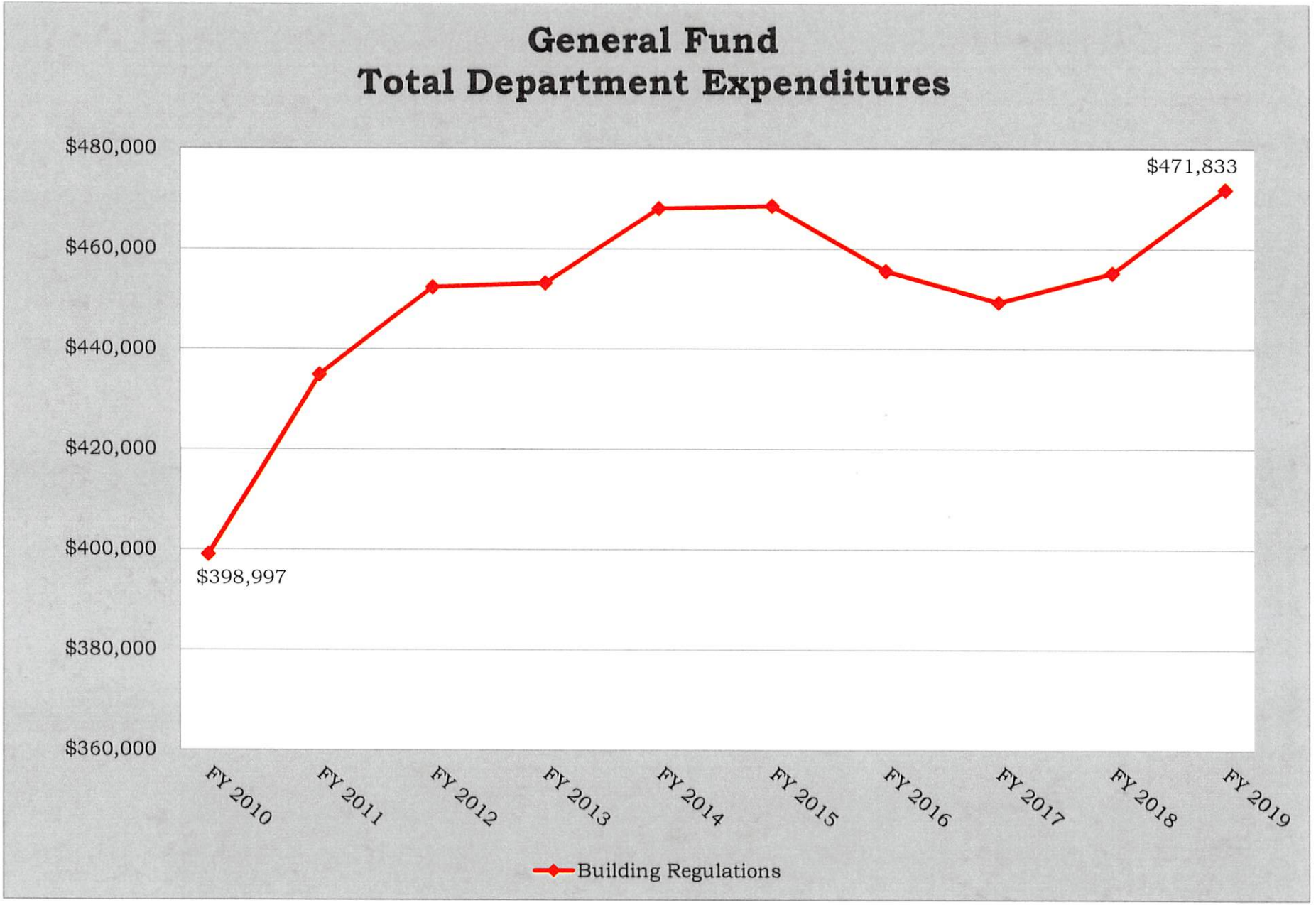
General Fund
Total Department Expenditures
$480,000
$460,000
$440,000
$420,000
$400,000
$380,000
$360,000
$471,833
$398,997
FY 2010
FY 2011
FY 2012
FY 2013
FY 2014
FY 2015
FY 2016
FY 2017
FY 2018
FY 2019
Building Regulations

GENERAL FUND

FINANCE

FY 2019 BUDGET HIGHLIGHTS

Department Summary:

The Finance Department coordinates the financial functions of the city and provides administrative support to city management, department heads, and other city staff. The department also monitors internal controls to ensure the reliability of reports and all financial activity, as well as manages all active and idle funds for the city to maximize investments while minimizing risk. In 2017, there were 2,173 new business licenses issued and 3,602 business license renewals.

Performance Indicators:

Description	2008	2009	2010	2011	2012	2013	2014	2015	2016	2017
New Business Licenses	1,843	977	1,812	2,623	3,066	1,865	1,625	2,467	2,253	2,173
Business License Renewals	4,034	3,265	3,838	1,665	3,027	3,383	2,975	3,288	3,676	3,602

Notable Budget Items:

Operational Items:

- $3,000 Accounting Services-Increase in accounting services for required actuary report for new GASB standards

Capital Items:

- $4,250 Accounting Services-5 Replacement Computers

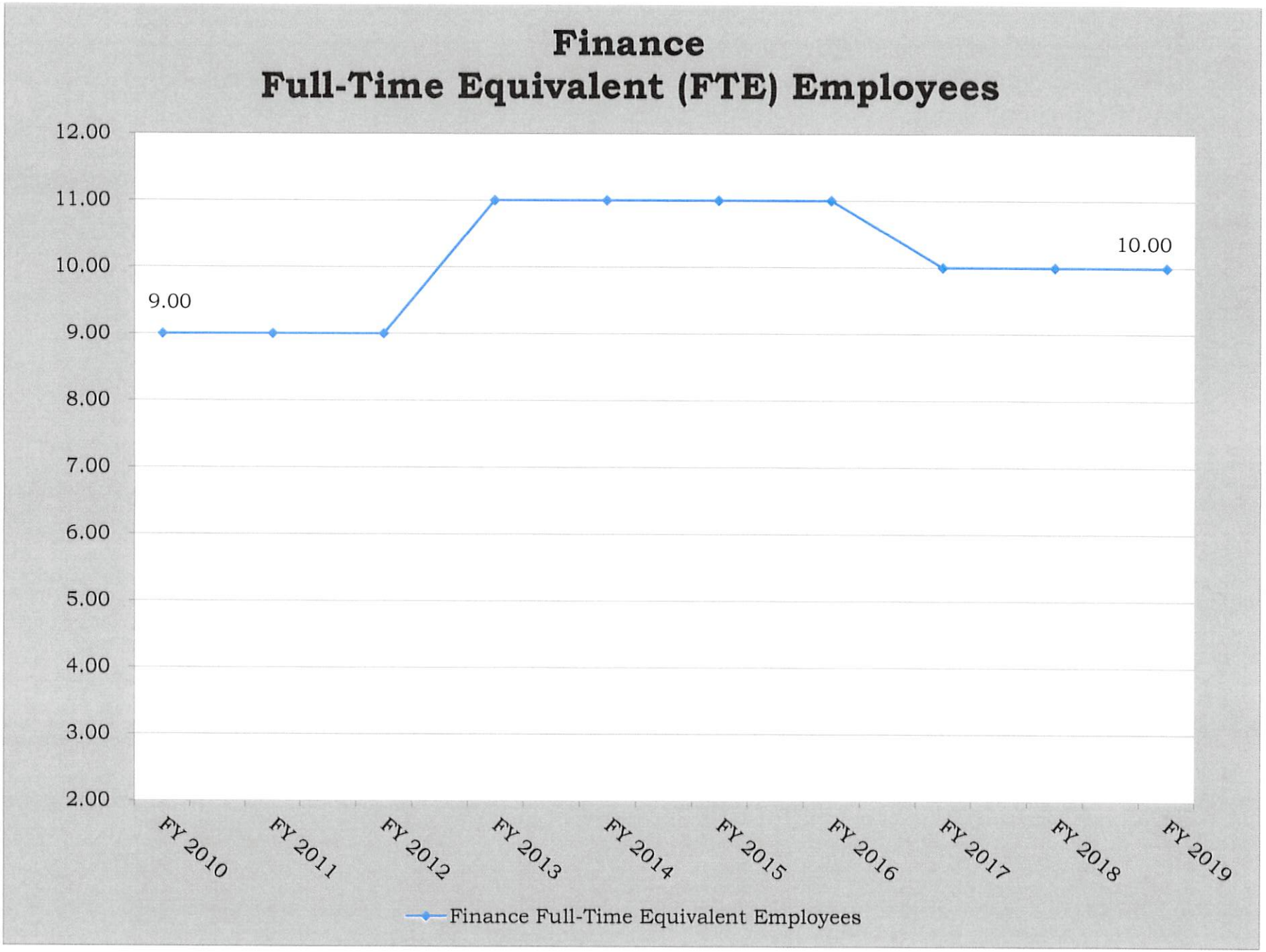
Finance
Full-Time Equivalent (FTE) Employees
12.00
11.00
10.00
9.00
8.00
7.00
6.00
5.00
4.00
3.00
2.00
9.00
10.00
FY 2010
FY 2011
FY 2012
FY 2013
FY 2014
FY 2015
FY 2016
FY 2017
FY 2018
FY 2019
Finance Full-Time Equivalent Employees

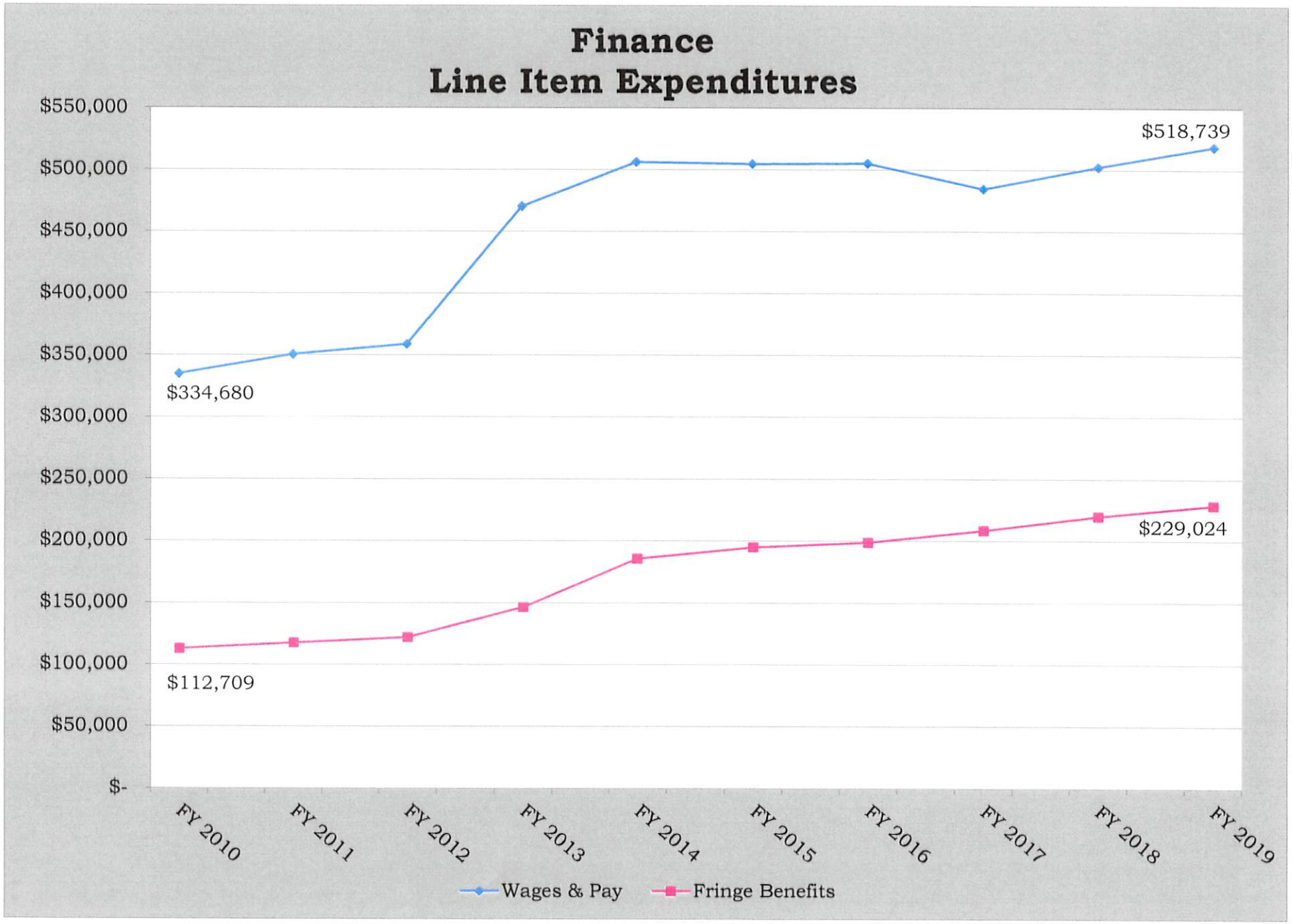
Finance
Line Item Expenditures
$550,000
$500,000
$450,000
$400,000
$350,000
$300,000
$250,000
$200,000
$150,000
$100,000
$50,000
$-
$518,739
$334,680
$229,024
$112,709
FY 2010
FY 2011
FY 2012
FY 2013
FY 2014
FY 2015
FY 2016
FY 2017
FY 2018
FY 2019
Wages & Pay
Fringe Benefits

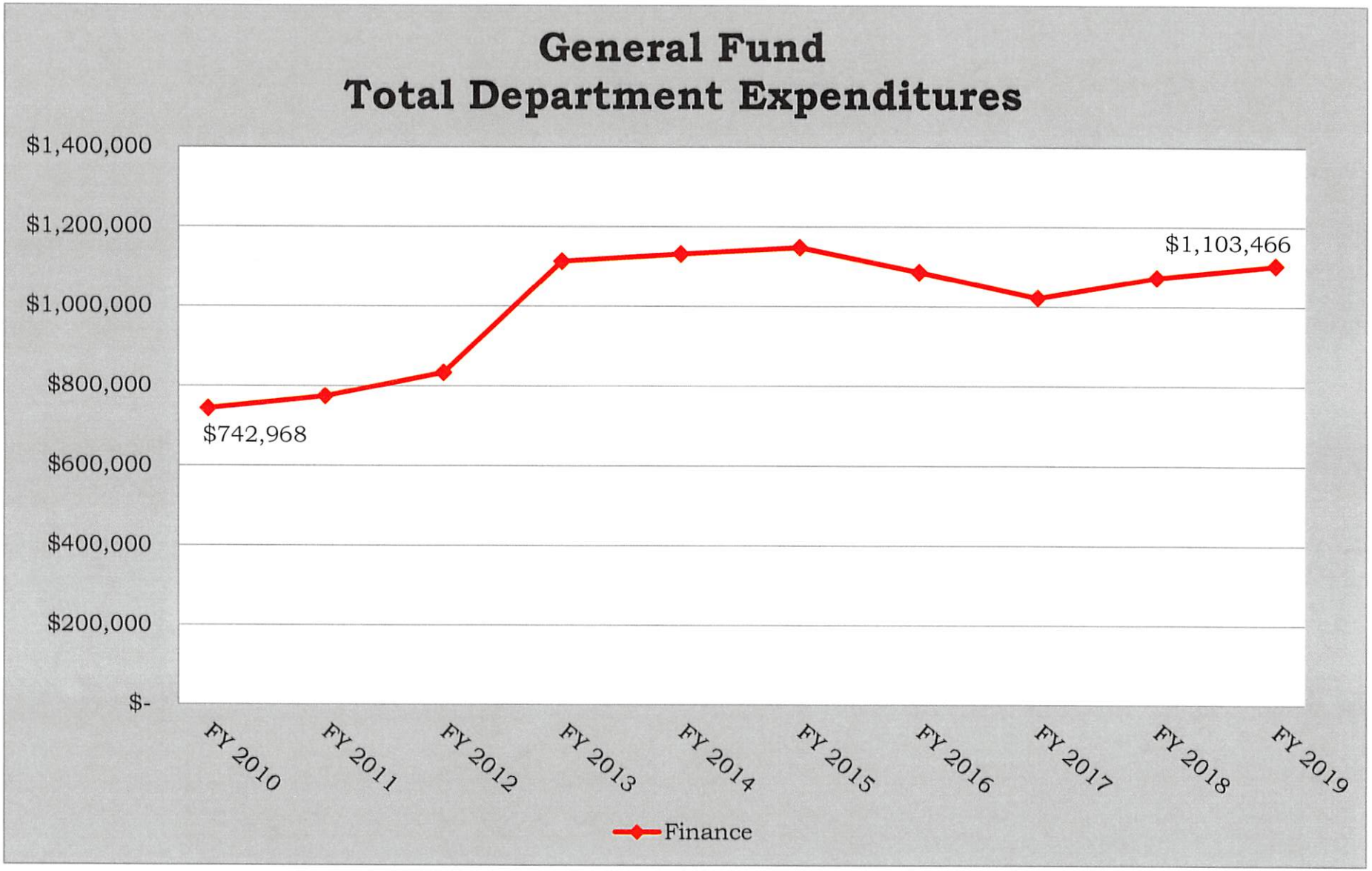
General Fund
Total Department Expenditures
$1,400,000
$1,200,000
$1,000,000
$800,000
$600,000
$400,000
$200,000
$-
$742,968
$1,103,466
FY 2010
FY 2011
FY 2012
FY 2013
FY 2014
FY 2015
FY 2016
FY 2017
FY 2018
FY 2019
Finance

GENERAL FUND

INFORMATION TECHNOLOGY

FY 2019 BUDGET HIGHLIGHTS

Department Summary:

The Information Technology Department manages the hardware and software systems that support the integrated data-intensive applications utilized by city staff.

Notable Budget Items:

Operational Items:

- Moved the GIS function from the Public Works Department to the IT Department and reclassified one engineering technician to a GIS technician during the 2018 fiscal year
- $7,640 In Computer Peripherals-Replacement UPS batteries for dispatch (16)
- $139,362 In Equipment Lease & Rental-Increase of $23,362 for T-1, Fiber and Internet fees
- $30,000 In Consulting Fees-Continuation of H.T.E. training on various modules and online permit and license implementation

Capital Items:

- $12,750 Replacement Server (3)
- $1,700 Replacement Computer (2)
- $8,800 Replacement Ruggedized Laptop Computer (2)
- $3,500 Replacement High-End Computer (2)
- $87,500 Voice Over Internet Phone (VOIP) Infrastructure

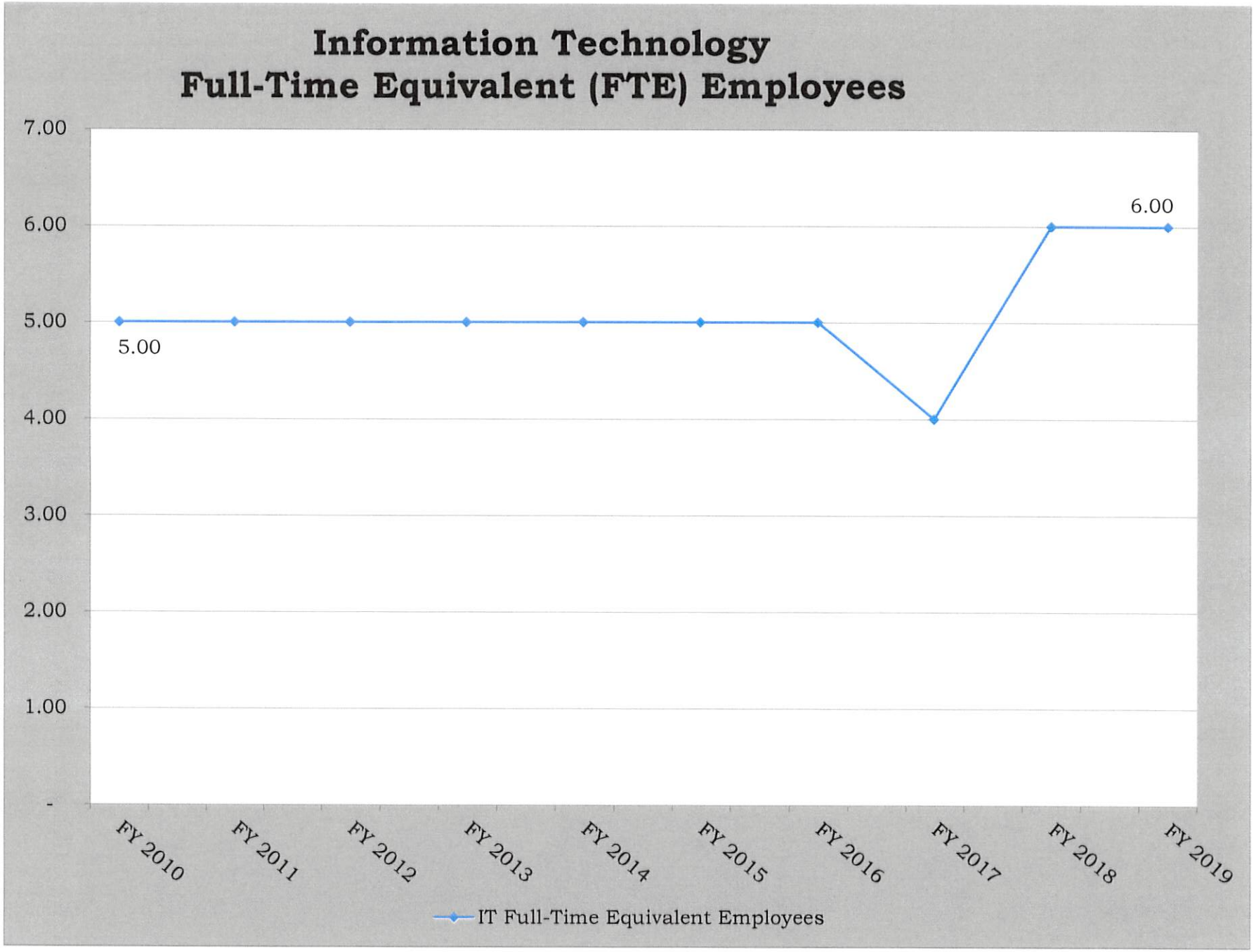
Information Technology
Full-Time Equivalent (FTE) Employees
7.00
6.00
5.00
4.00
3.00
2.00
1.00
-
5.00
6.00
FY 2010
FY 2011
FY 2012
FY 2013
FY 2014
FY 2015
FY 2016
FY 2017
FY 2018
FY 2019
IT Full-Time Equivalent Employees

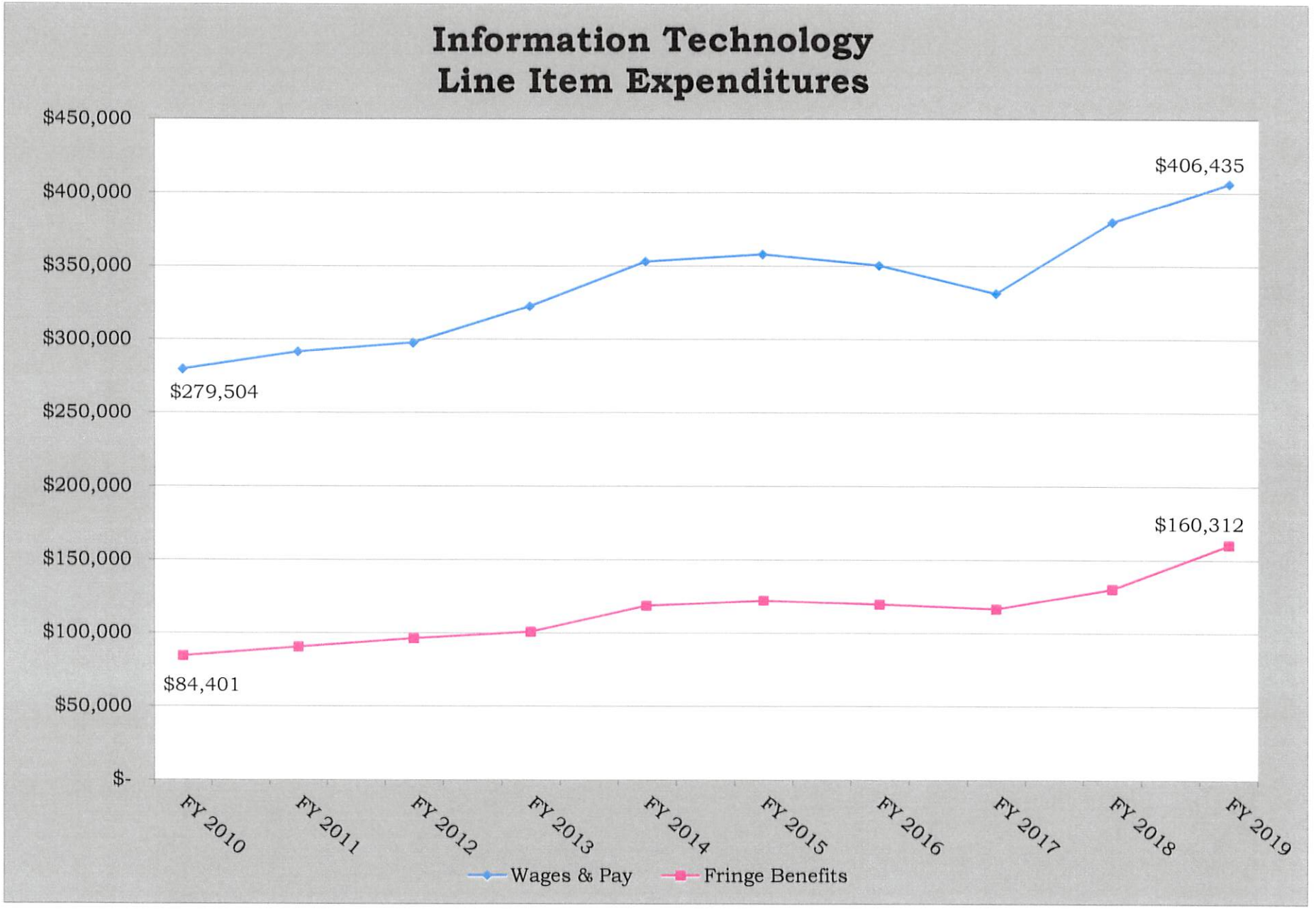
Information Technology
Line Item Expenditures
$450,000
$400,000
$350,000
$300,000
$250,000
$200,000
$150,000
$100,000
$50,000
$-
$406,435
$279,504
$160,312
$84,401
FY 2010
FY 2011
FY 2012
FY 2013
FY 2014
FY 2015
FY 2016
FY 2017
FY 2018
FY 2019
Wages & Pay
Fringe Benefits

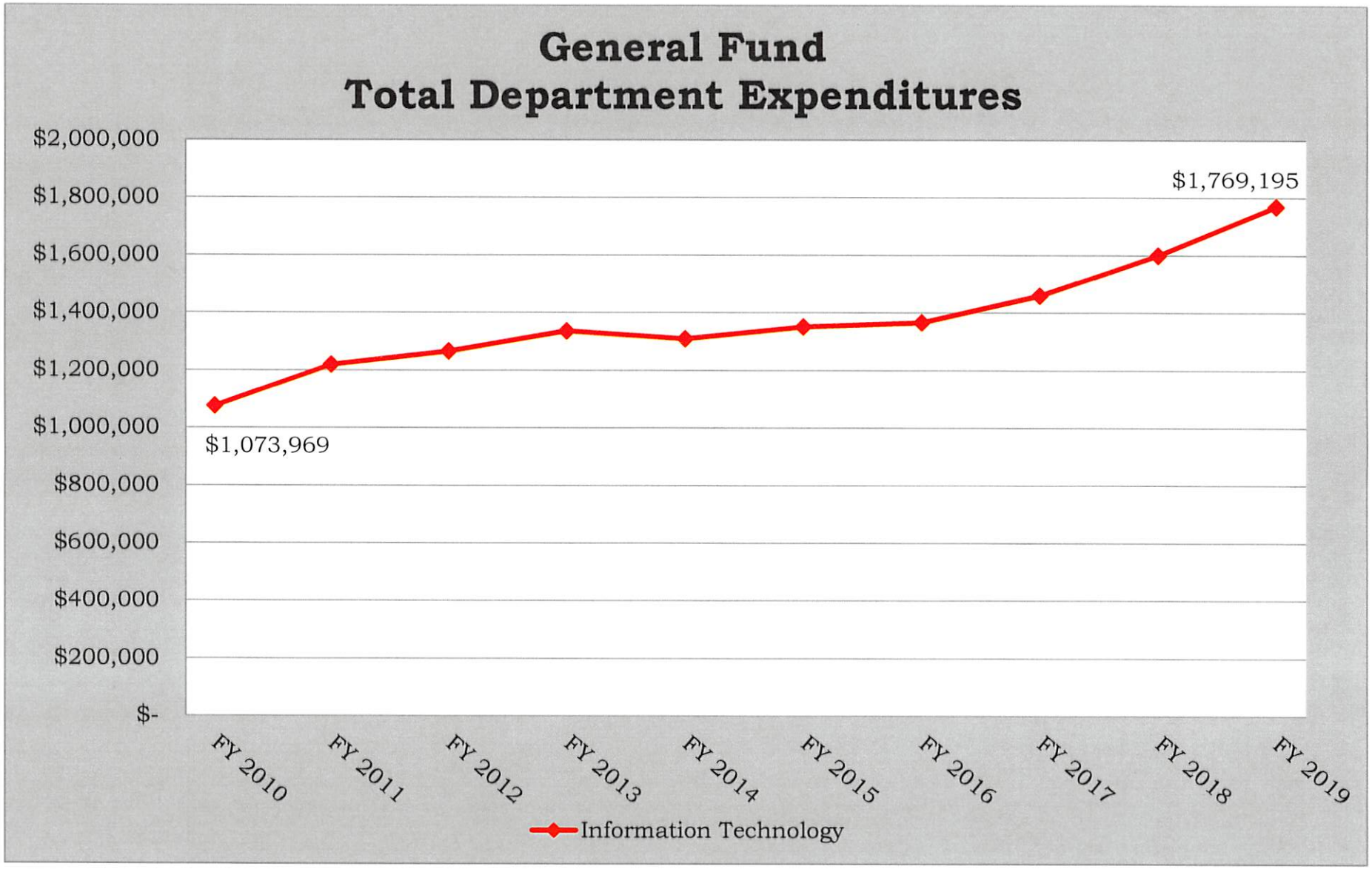
General Fund
Total Department Expenditures
$2,000,000
$1,800,000
$1,600,000
$1,400,000
$1,200,000
$1,000,000
$800,000
$600,000
$400,000
$200,000
$-
$1,769,195
$1,073,969
FY 2010
FY 2011
FY 2012
FY 2013
FY 2014
FY 2015
FY 2016
FY 2017
FY 2018
FY 2019
Information Technology

GENERAL FUND

MUNICIPAL COURT

FY 2019 BUDGET HIGHLIGHTS

Department Summary:

The Municipal Court is a court of limited jurisdiction which adjudicates traffic infractions and misdemeanor offenses that are alleged to have occurred within the Joplin city limits. The main mission of the Court is to promptly and fairly adjudicate all cases filed and to enforce judgments rendered.

Notable Budget Items:

Capital Items:

- $6,800 Replacement Computer (8)
- $1,500 Replacement Printer

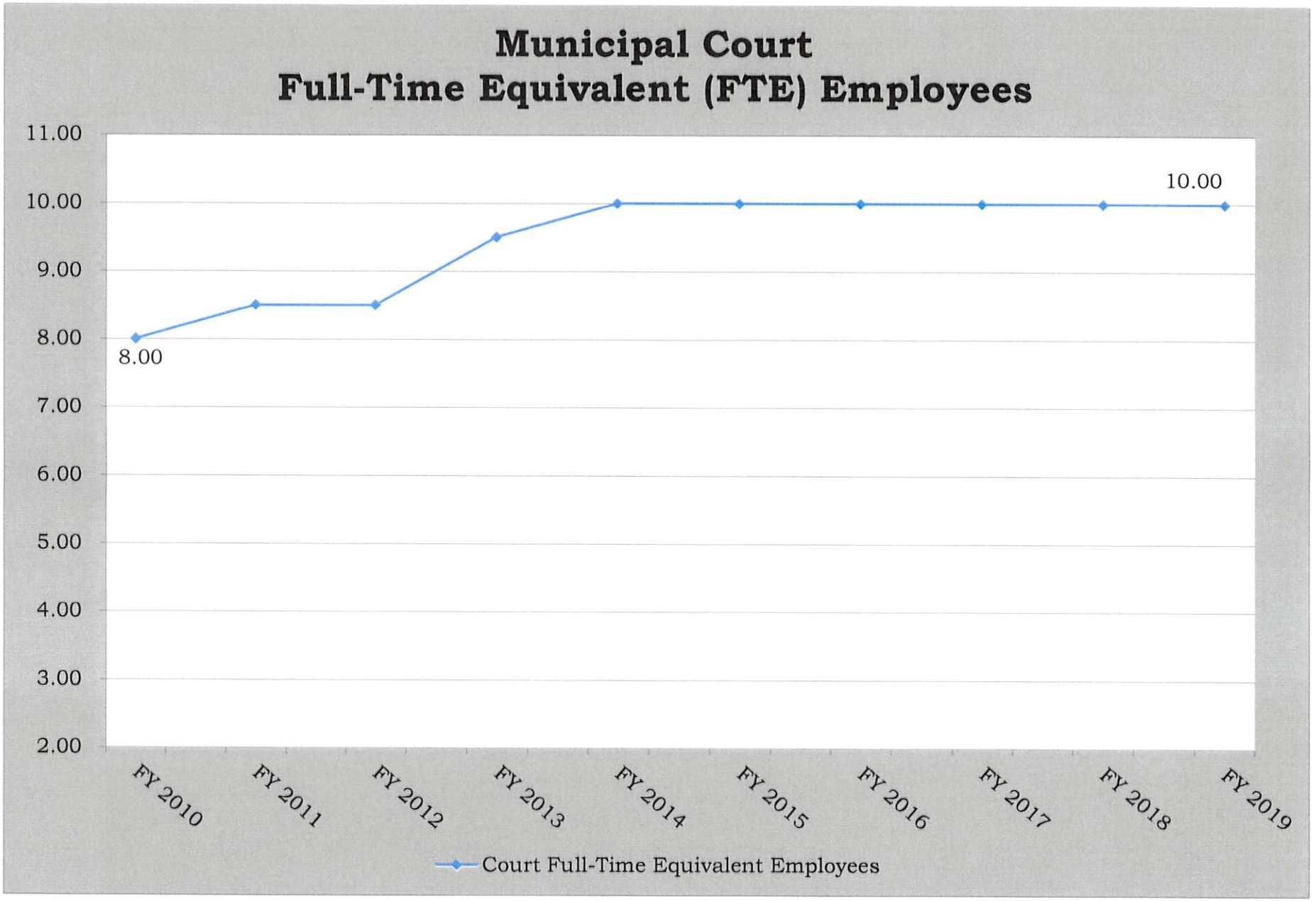
Municipal Court
Full-Time Equivalent (FTE) Employees
11.00
10.00
9.00
8.00
7.00
6.00
5.00
4.00
3.00
2.00
8.00
10.00
FY 2010
FY 2011
FY 2012
FY 2013
FY 2014
FY 2015
FY 2016
FY 2017
FY 2018
FY 2019
Court Full-Time Equivalent Employees

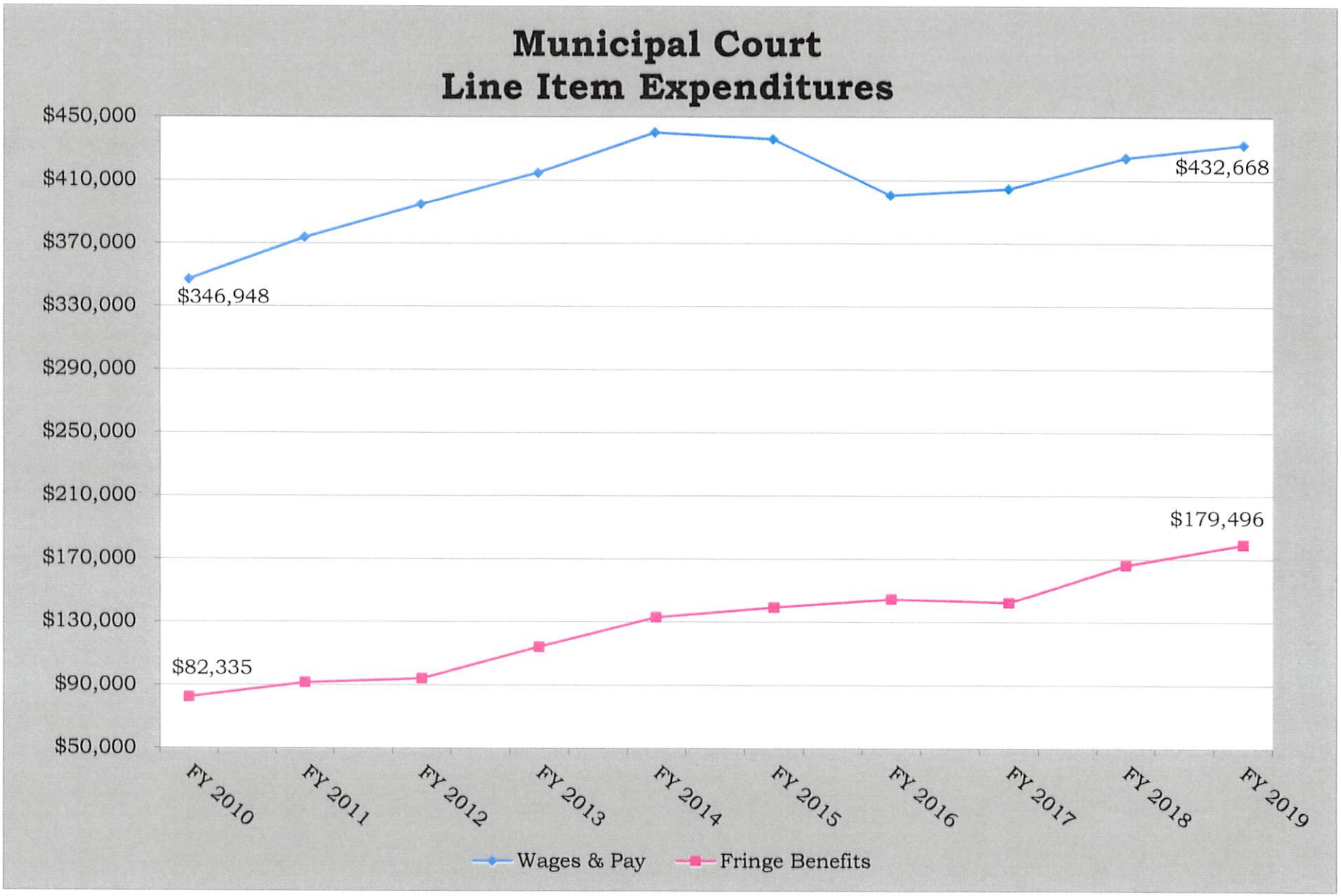
Municipal Court
Line Item Expenditures
$450,000
$410,000
$370,000
$330,000
$290,000
$250,000
$210,000
$170,000
$130,000
$90,000
$50,000
$346,948
$432,668
$82,335
$179,496
FY 2010
FY 2011
FY 2012
FY 2013
FY 2014
FY 2015
FY 2016
FY 2017
FY 2018
FY 2019
Wages & Pay
Fringe Benefits

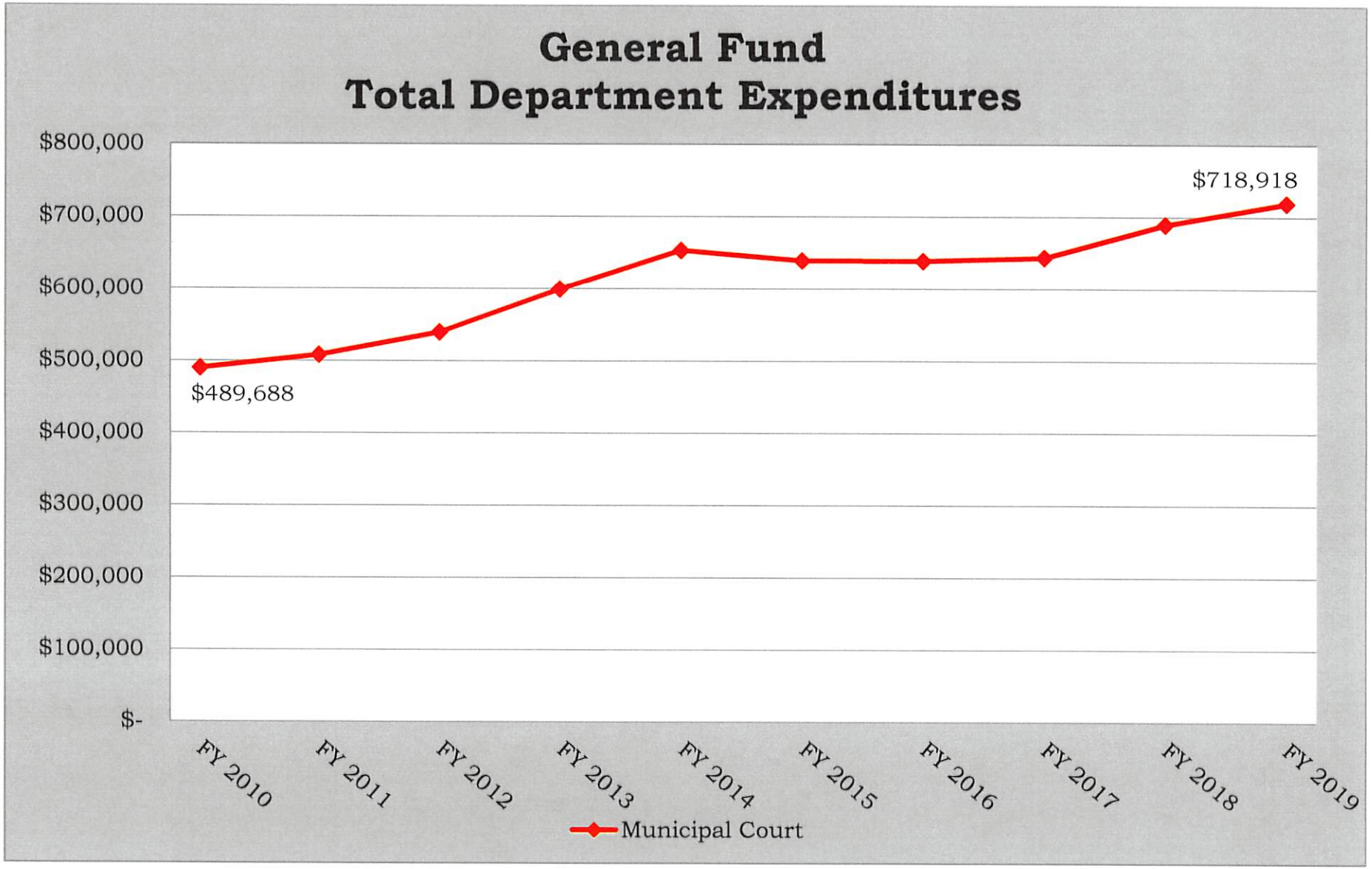
General Fund
Total Department Expenditures
$800,000
$700,000
$600,000
$500,000
$400,000
$300,000
$200,000
$100,000
$-
$489,688
$718,918
FY 2010
FY 2011
FY 2012
FY 2013
FY 2014
FY 2015
FY 2016
FY 2017
FY 2018
FY 2019
Municipal Court

GENERAL FUND

PUBLIC WORKS

FY 2019 BUDGET HIGHLIGHTS

Department Summary:

The Public Work's Department is the largest department within the City of Joplin. Administration, City Facility Maintenance, City Hall Maintenance, Engineering, and Operations are the public work's divisions in the general fund. Administration, Engineering and Operations is responsible for the public infrastructure of the city, which includes roads, sidewalks, sewers, trails, and traffic signals. Maintenance is responsible for maintaining over 35 buildings and facilities totaling over 393,000 square feet.

Notable Budget Items:

Operational Items:

- $100 Administration-In Small Office Furnishings-Replacement chair pad
- $200 Administration-In Safety Equipment-Safety boots and emergency kits
- $200 Administration-In Publications & Subscriptions-Increase for APWA leadership publication

- $4,000 Engineering-Increase in computer software for Adobe Pro license and Carlson survey software
- $20,000 Engineering-Increase in consulting fees for various projects

Capital Items:

- $6,000 City Facility Maintenance-Replacement Carpet-miscellaneous areas
- $15,000 City Facility Maintenance-Building Fire Alarm-Justice Center
- $20,000 City Facility Maintenance-Replacement Windows in Fire Department-Justice Center
- $39,500 City Facility Maintenance-Replacement Box Truck with 1-Ton Service Van
- $3,500 City Facility Maintenance-Floor Scrubber

- $60,000 City Hall Maintenance-Replacement Carpet-4th floor
- $12,000 City Hall Maintenance-Upgrade HVAC with Internet Based Intelliweb
- $5,000 City Hall Maintenance-Replacement Walk-Off Carpet-1st floor
- $15,000 City Hall Maintenance-Replacement Camera with High-Definition Camera (3)-council chambers
- $3,000 City Hall Maintenance-ADA Opener-6th Street entrance
- $2,000 City Hall Maintenance-Automated External Defibrillator (AED)-1st floor

- $1,750 Engineering-Replacement High-End Computer

- $850 Operations-Replacement Computer

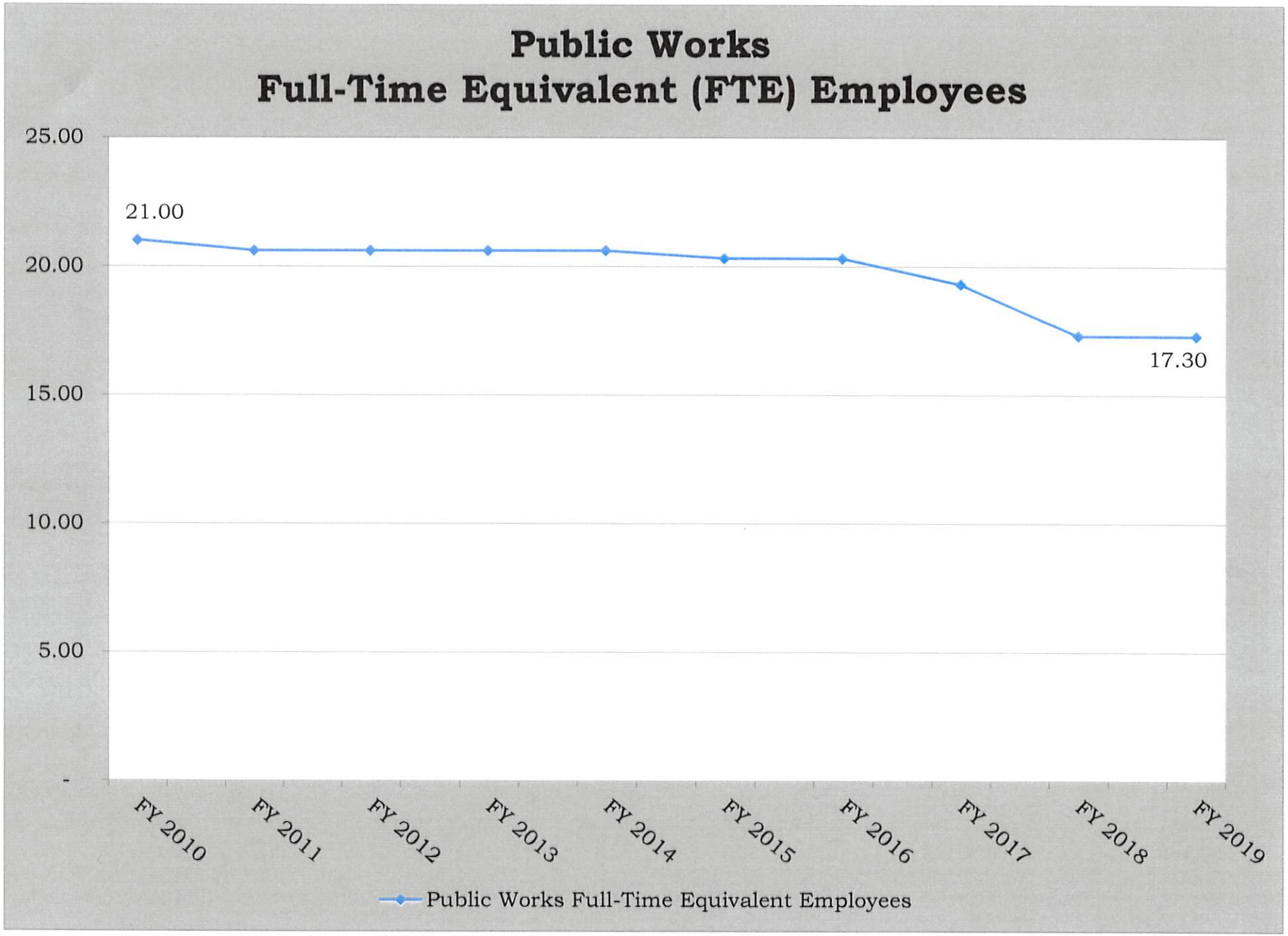
Public Works
Full-Time Equivalent (FTE) Employees
25.00
20.00
15.00
10.00
5.00
-
21.00
17.30
FY 2010
FY 2011
FY 2012
FY 2013
FY 2014
FY 2015
FY 2016
FY 2017
FY 2018
FY 2019
Public Works Full-Time Equivalent Employees

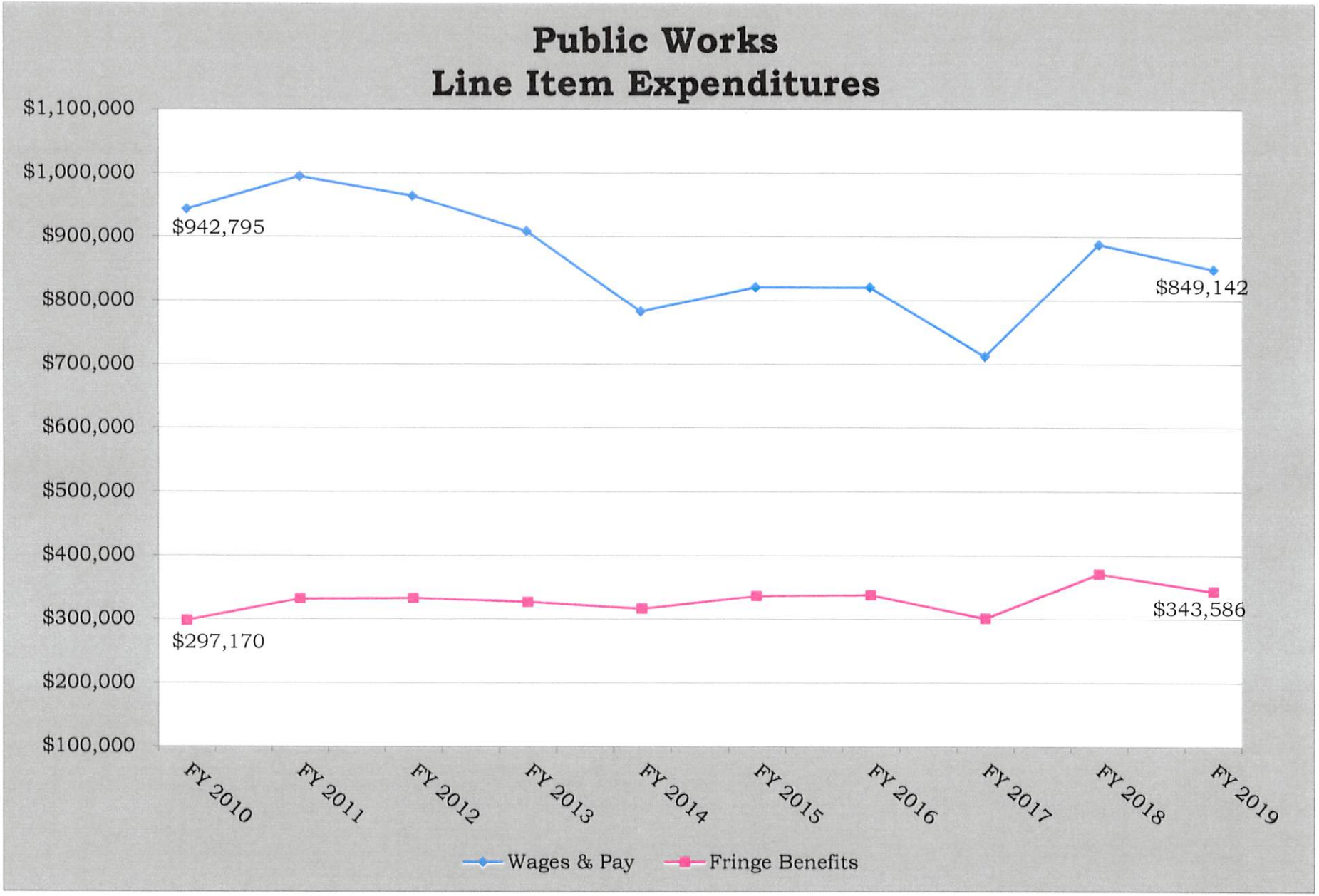
Public Works
Line Item Expenditures
$1,100,000
$1,000,000
$900,000
$800,000
$700,000
$600,000
$500,000
$400,000
$300,000
$200,000
$100,000
$942,795
$849,142
$297,170
$343,586
FY 2010
FY 2011
FY 2012
FY 2013
FY 2014
FY 2015
FY 2016
FY 2017
FY 2018
FY 2019
Wages & Pay
Fringe Benefits

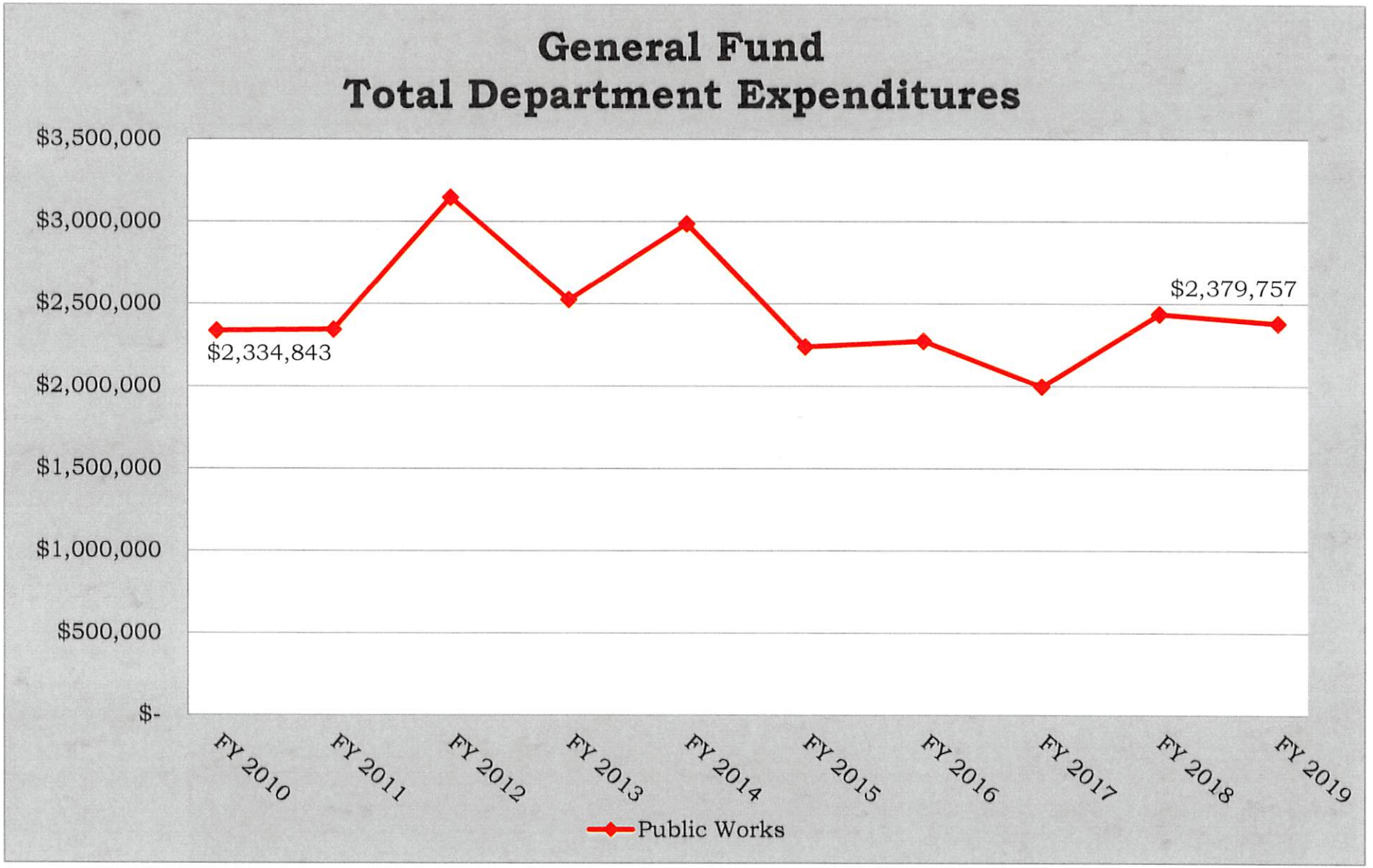
General Fund
Total Department Expenditures
$3,500,000
$3,000,000
$2,500,000
$2,000,000
$1,500,000
$1,000,000
$500,000
$-
$2,334,843
$2,379,757
FY 2010
FY 2011
FY 2012
FY 2013
FY 2014
FY 2015
FY 2016
FY 2017
FY 2018
FY 2019
Public Works

GENERAL FUND

PUBLIC SAFETY SALES TAX

PUBLIC WORKS

FY 2019 BUDGET HIGHLIGHTS

Department Summary:

In 2006, the Joplin voters approved a new ½-cent general sales tax to be used for public safety purposes, which went into effect during the 2007 fiscal year. This tax does not have a sunset date. The proceeds from the tax allows for a combination of ongoing operational items, as well as specific capital expenditures. Additional police and fire personnel, neighborhood security lights, wireless access for public safety, and a police substation make up the operational components of this tax. Two additional fire stations with related vehicles, a replacement ladder truck for Station 1, mobile data computers, handheld ticket writers, and a joint Fire/Police Training Center make up the capital expenditures of this special tax.

The neighborhood security lights falls within the public work's department, while public safety is also a division under the police and fire departments, respectively. The new Public Safety Training Center is a joint division between police and fire. To date, there have been 1,821 street lights installed under the public safety sales tax.

Notable Budget Items:

None

Public Safety Sales Tax
Public Works

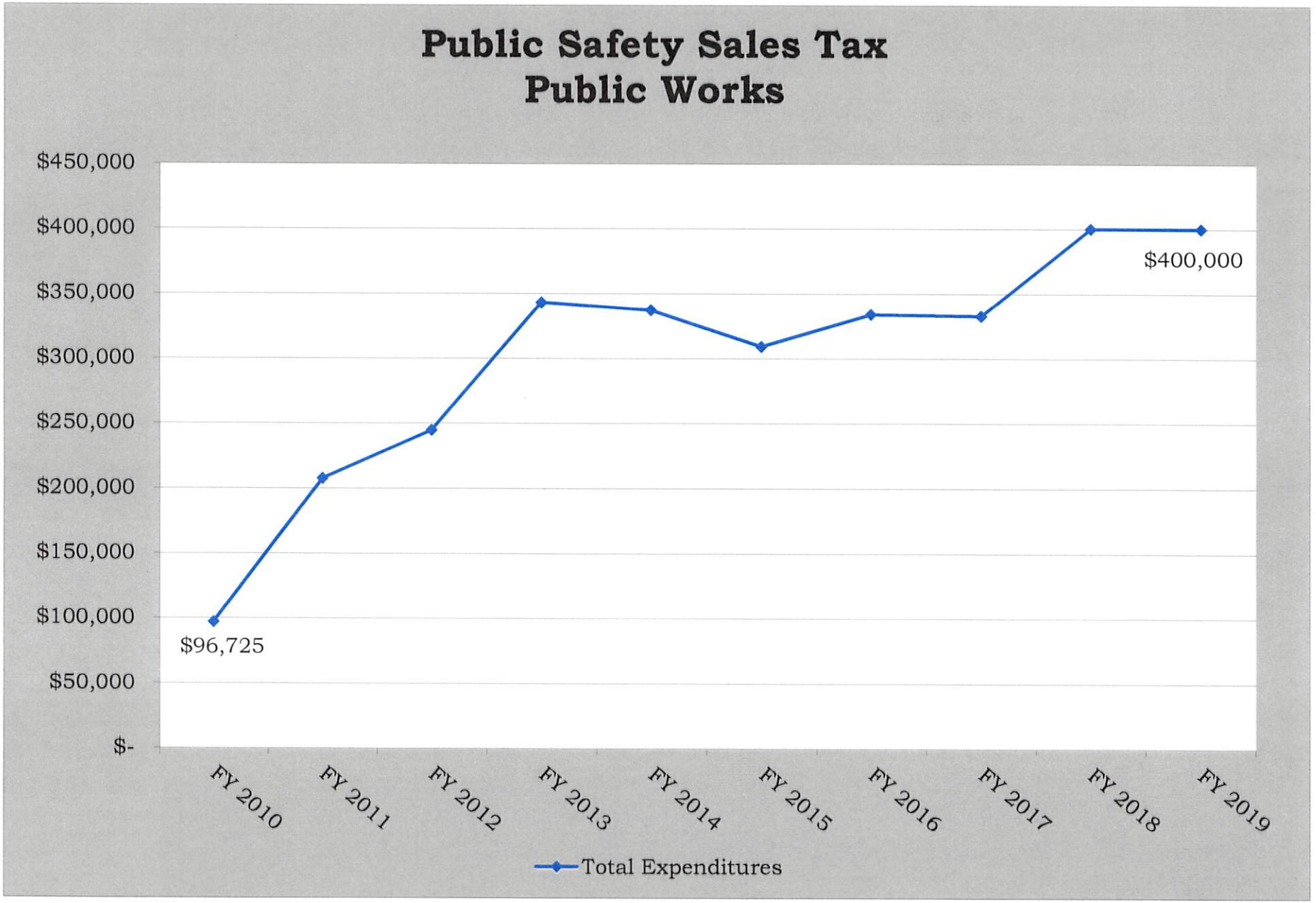

GENERAL FUND

POLICE

FY 2019 BUDGET HIGHLIGHTS

Department Summary:

The Police Department works to provide a safe and secure community for those who live, work, and visit the community. Administration, Uniform Operations, Investigations, Professional Standards, Jail Services, Special Services, and Grants are the police department divisions within the general fund. In 2017, there were 78,297 police incident calls and 12,165 violations issued.

Performance Indicators:

Description	2008	2009	2010	2011	2012	2013	2014	2015	2016	2017
Police Incident Calls	73,111	79,377	90,027	91,455	88,732	88,846	89,554	84,436	81,572	78,297
Number of Violations Issued	23,850	27,935	28,609	29,648	27,575	28,302	28,899	18,753	14,595	12,165
Parking Violations Issued	1,028	904	353	196	1,244	852	818	225	48	1
Accident Reports	2,094	2,039	2,117	1,992	2,137	1,811	1,634	1,725	1,875	1,801

Notable Budget Items:

Operational Items:

- Operational changes from financial sustainability report reflected as directed

- $38,100 Uniform Operations: In Wearing Apparel-New Outer Equipment Vest Carrier (50) in the amount of $8,500, Change Swat uniforms to Class C uniforms and Class C equipment utilizing drug forfeiture funds in the amount of $9,600

- $18,500 Uniform Operations: In Operational Supplies-Phase 3 of 3 in implementation of air purifying respirators (15) in the amount of $6,000
- $11,600 Uniform Operations: In K-9 Patrol Supplies-X2 K9 vests from drug forfeiture funds in the amount of $2,500 and attic insertion tool from drug forfeiture funds in the amount of $500

- $5,350 Investigations: In Wearing Apparel-Phase 3 of 3 of vest carrier transition
- $2,400 Investigations: In Small Office Equipment-Phase 2 of 4 in acoustic panels in interview rooms implementation
- $1,000 Investigations: In Small Office Furnishings-Phase 2 of 3 in replacement of desk chairs

- $2,100 Professional Standards: In Printing-court envelopes provided by police department per regulation changes
- $1,167,900 Professional Standards: In Transfers-$170,000 reduction in transfer to emergency communications

Capital Items:

- $2,550 Administration-Replacement Computer (3)
- $1,000 Administration-Replacement Laptop Computer

- $70,350 Uniform Services-Replacement Squad Car (3)
- $19,950 Uniform Services-Replacement Squad Car Equipment (3)
- $48,000 Uniform Services-Replacement SWAT Vest (20)

- $18,750 Uniform Services-Replacement In-Car Video Systems (3)
- $8,000 Uniform Services-Replacement Radar Unit (4)
- $1,700 Uniform Services-Replacement Computer (2)

- $23,300 Investigations-Replacement Sedan
- $2,400 Investigations-Replacement Sedan Equipment
- $11,900 Investigations-Replacement Computer (14)

- $7,500 Professional Standards-Microfiche Reader
- $24,280 Professional Standards-Superion Crash Interface Software
- $850 Professional Standards-Replacement Computer

- $9,000 Jail Services-Upgrade Video System to include Audio
- $2,550 Jail Services-Replacement Computer (3)

- $2,000 Special Services-Replacement Laptop Computer (2)

- $15,000 Federal Grants-Cyber Crime Equipment (100% funded)

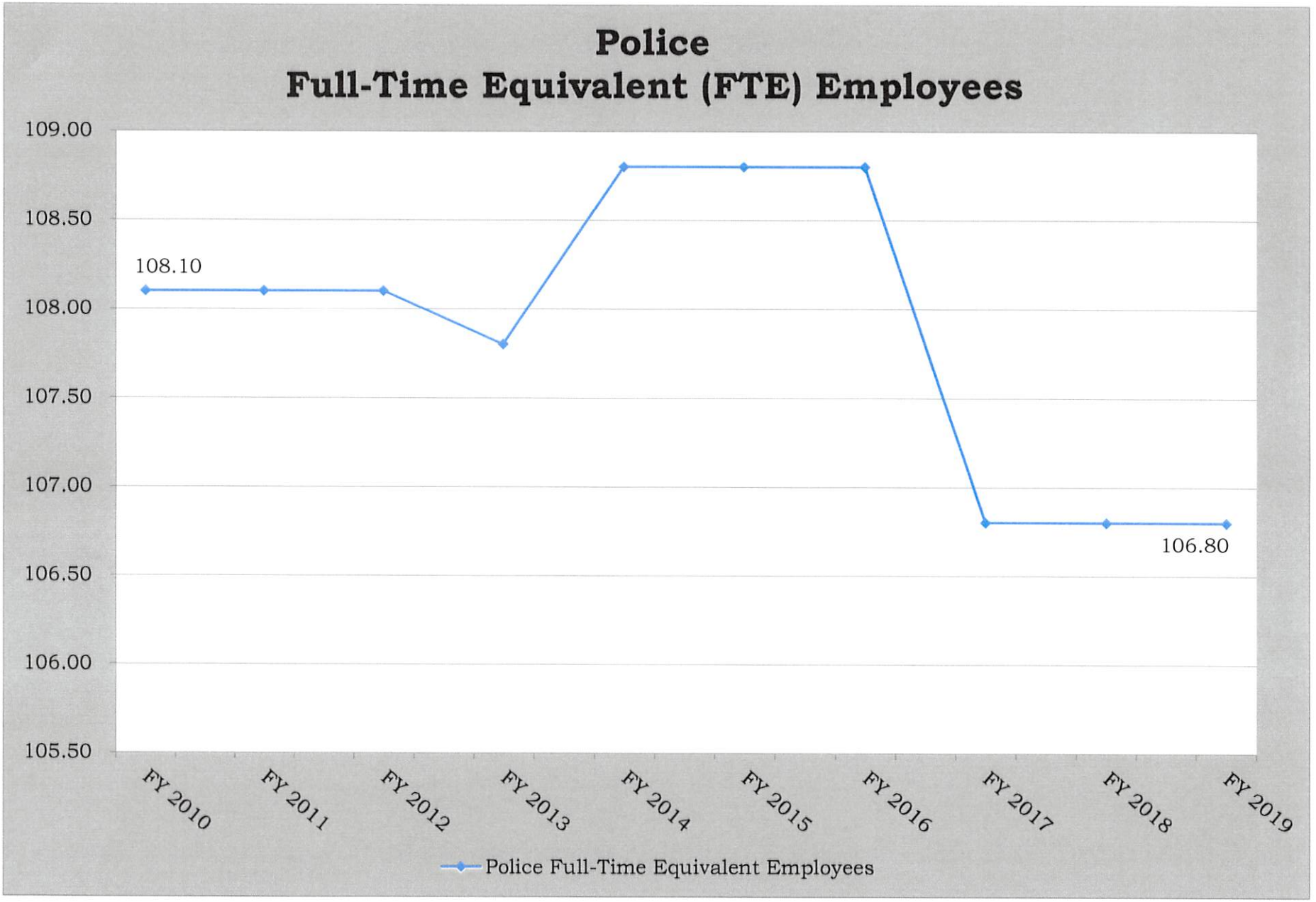
Police
Full-Time Equivalent (FTE) Employees
109.00
108.50
108.00
107.50
107.00
106.50
106.00
105.50
108.10
106.80
FY 2010
FY 2011
FY 2012
FY 2013
FY 2014
FY 2015
FY 2016
FY 2017
FY 2018
FY 2019
Police Full-Time Equivalent Employees

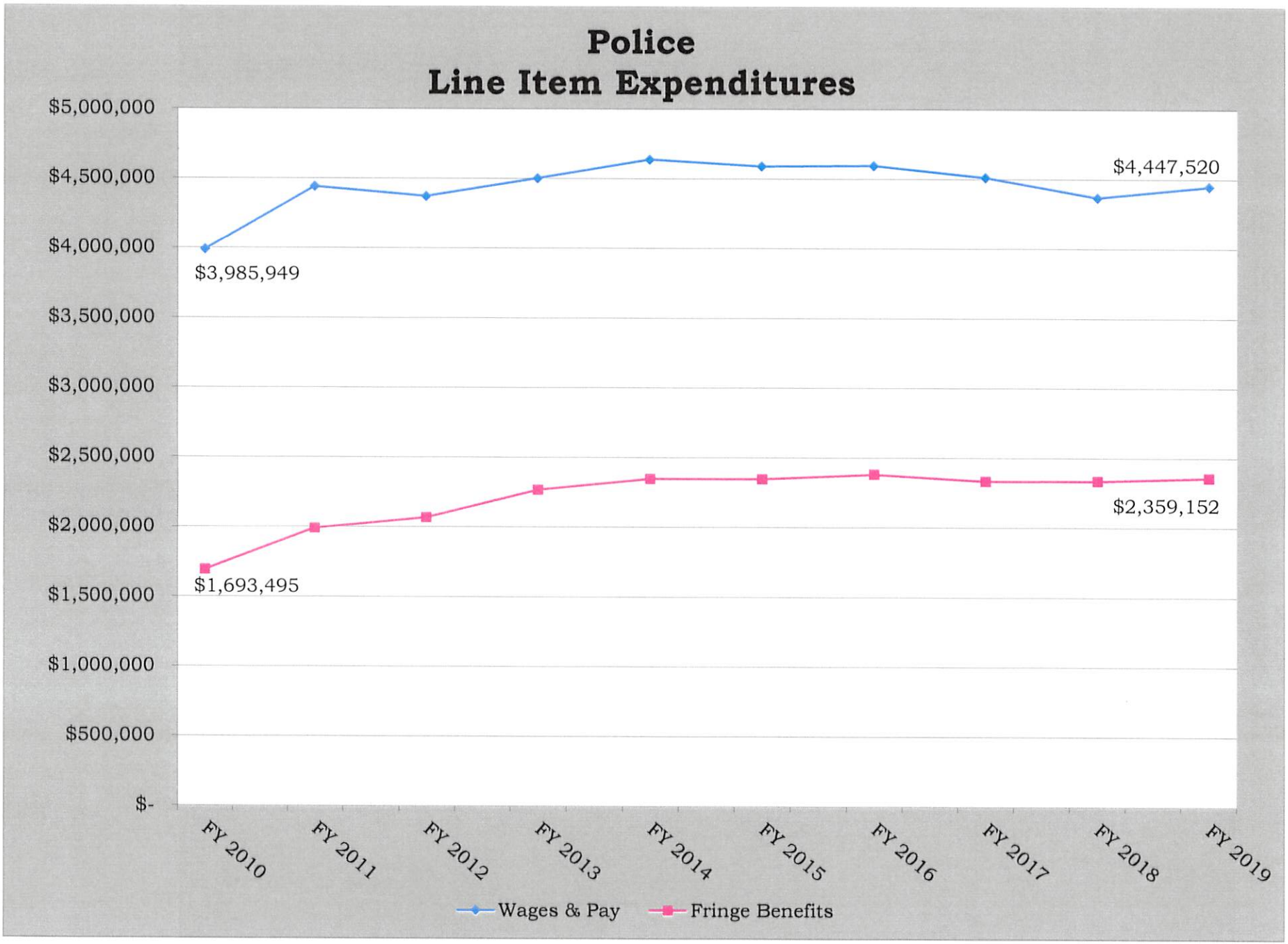
Police
Line Item Expenditures
$5,000,000
$4,500,000
$4,000,000
$3,500,000
$3,000,000
$2,500,000
$2,000,000
$1,500,000
$1,000,000
$500,000
$-
$4,447,520
$3,985,949
$2,359,152
$1,693,495
FY 2010
FY 2011
FY 2012
FY 2013
FY 2014
FY 2015
FY 2016
FY 2017
FY 2018
FY 2019
Wages & Pay
Fringe Benefits

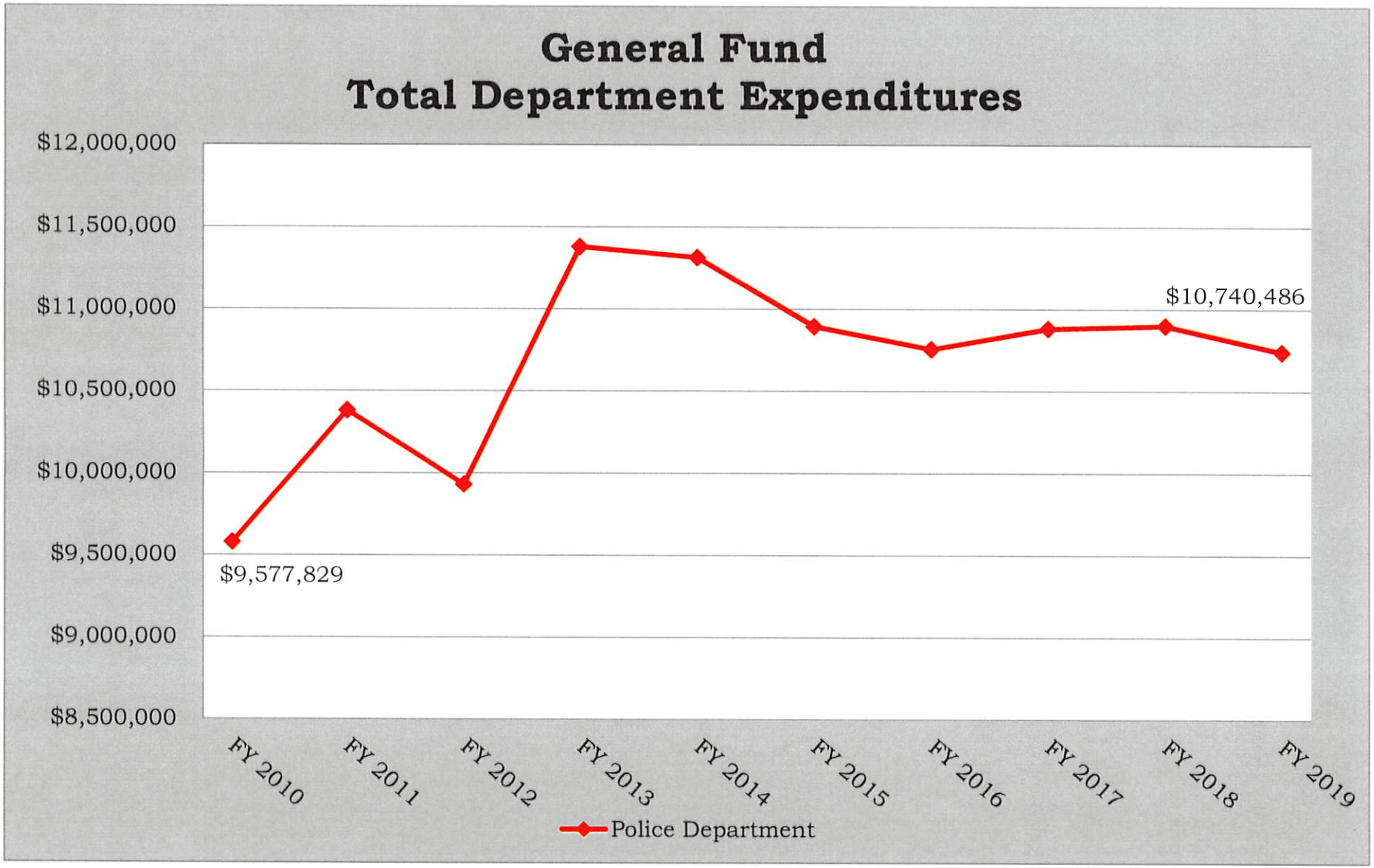
General Fund
Total Department Expenditures
$12,000,000
$11,500,000
$11,000,000
$10,500,000
$10,000,000
$9,500,000
$9,000,000
$8,500,000
$9,577,829
$10,740,486
FY 2010
FY 2011
FY 2012
FY 2013
FY 2014
FY 2015
FY 2016
FY 2017
FY 2018
FY 2019
Police Department

GENERAL FUND

PUBLIC SAFETY SALES TAX

POLICE

FY 2019 BUDGET HIGHLIGHTS

Department Summary:

In 2006, the Joplin voters approved a new ½-cent general sales tax to be used for public safety purposes, which went into effect during the 2007 fiscal year. This tax does not have a sunset date. The proceeds from the tax allows for a combination of ongoing operational items, as well as specific capital expenditures. Additional police and fire personnel, neighborhood security lights, wireless access for public safety, and a police substation make up the operational components of this tax. Two additional fire stations with related vehicles, a replacement ladder truck for Station 1, mobile data computers, handheld ticket writers, and a joint Fire/Police Training Center make up the capital expenditures of this special tax.

Public Safety is a division within the police department. This division is authorized for an additional 30 positions.

Notable Budget Items:

Operational Items:

- $24,000 In Wearing Apparel-Increase of $6,000 for New Outer Equipment Vest Carriers

- $44,600 In Operational Supplies-Increase of $30,600 for Phase 3 of 3 in implementation of Air Purifying Respirators (15) and (120) Ballistic Plates from Drug Forfeiture Funds
- $7,200 In Facility Lease & Rental-Increase for possible police substation lease
- $1,800 In Electric Charges-Increase for possible utility charges for police substation lease

Capital Items:

- $4,250 Replacement Computer (5)

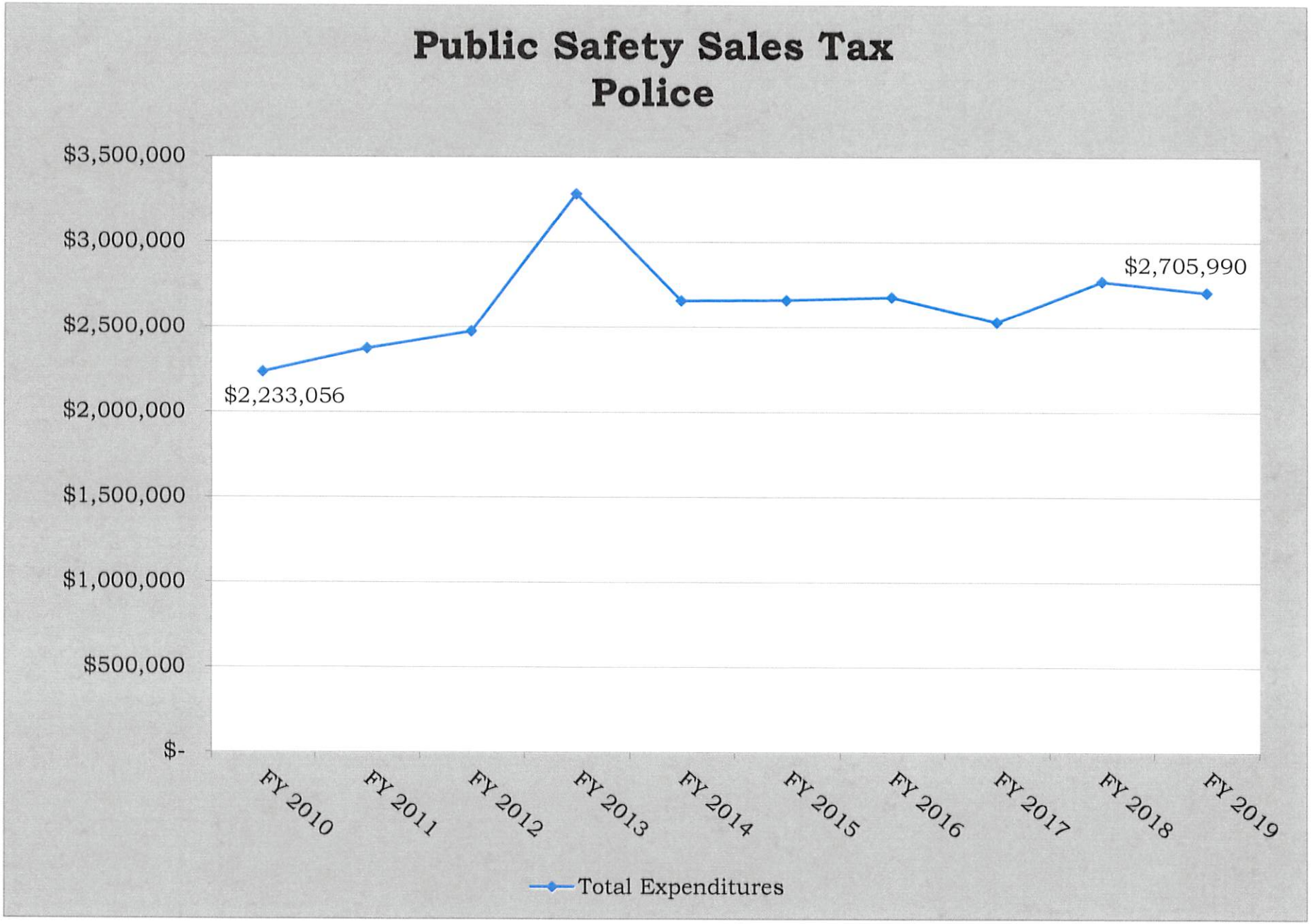
Public Safety Sales Tax
Police
$3,500,000
$3,000,000
$2,500,000
$2,000,000
$1,500,000
$1,000,000
$500,000
$-
$2,233,056
$2,705,990
FY 2010
FY 2011
FY 2012
FY 2013
FY 2014
FY 2015
FY 2016
FY 2017
FY 2018
FY 2019
Total Expenditures

GENERAL FUND

FIRE

FY 2019 BUDGET HIGHLIGHTS

Department Summary:

The Fire Department works to protect our community during emergency situations, such as responding to fires and serving as the first responder for medical calls. The Fire Department also provides a wide range of non-emergency services, such as fire and life-safety presentations, inspections at schools and businesses, as well as providing first aid training as requested. Administration, Operations, and Prevention & Training are the fire department divisions within the general fund. There are six fire stations across the City. The City currently has an ISO rating of 2. In 2017, there were 8,431 fire calls for service.

Performance Indicators:

Description	2008	2009	2010	2011	2012	2013	2014	2015	2016	2017
Fire Calls for Service	6,078	6,217	6,329	16,232	7,472	8,042	8,313	8,296	8,269	8,431
Smoke Detectors Installed	600	650	235	20	17	23	90	60	100	100
Fire Safety Contacts	3,835	2,890	8,077	1,200	1,450	2,693	6,643	8,788	8,980	9,997
Fire Hydrants	1,824	1,850	2,800	3,500	3,600	3,600	1,790	1,782	1,800	1,800

Notable Budget Items:

Operational Items:

- $2,400 Administration: In Committee Supplies-Annual allocation of $1,200 for Honor Guard and $1,200 for Explorers

- $206,100 Administration: In Transfers-Reduction of $30,000 in transfer to emergency communications

- $124,000 Operations: In Call Back Pay-Reduction of $146,000 to reflect the changes from the financial sustainability report as directed
- $64,500 Operations: In Safety Equipment-Replacement of 4 sets of bunker gear in the amount of $9,500
- $9,500 Operations: In Small Office Furnishing-Replacement Mattress' (5 each) at Station #5 and Station #3; Replacement Recliners (5 each) at Station #5 and Station #1
- $18,000 Operations: In Property Repairs & Maintenance-Garage Door Maintenance in the amount of $2,500 and Bathroom Remodel at Station #3 in the amount of $2,500

Capital Items:

- $375,000 Operations-Replacement 16' Rescue Truck with 18' Rescue Truck
- $5,000 Operations-Replacement Plymovent at Station #5
- $6,000 Operations-Replacement Treadmill (2) – Station #4 & #5
- $48,000 Operations-Replacement EKG Monitors (8) (Payment 2 of 5-interest free)
- $850 Operations-Replacement Computer
- $1,250 Operations-Replacement Laptop Computer w/Additional Memory

- $30,200 Prevention & Training-Replacement SUV with Extended Cab ½-Ton 4x4 Truck with Camper Shell & Equipment

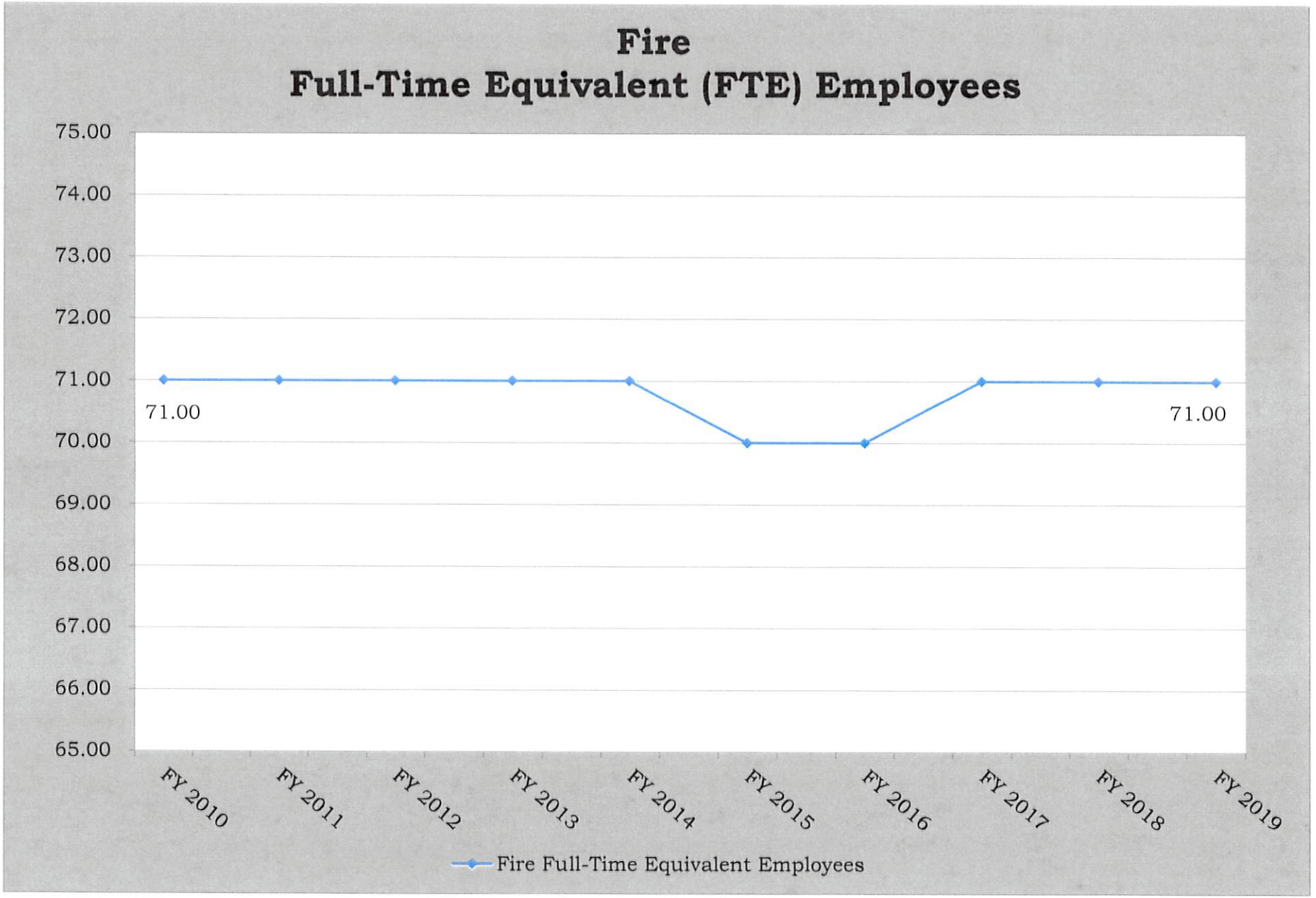
Fire
Full-Time Equivalent (FTE) Employees
75.00
74.00
73.00
72.00
71.00
70.00
69.00
68.00
67.00
66.00
65.00
71.00
71.00
FY 2010
FY 2011
FY 2012
FY 2013
FY 2014
FY 2015
FY 2016
FY 2017
FY 2018
FY 2019
Fire Full-Time Equivalent Employees

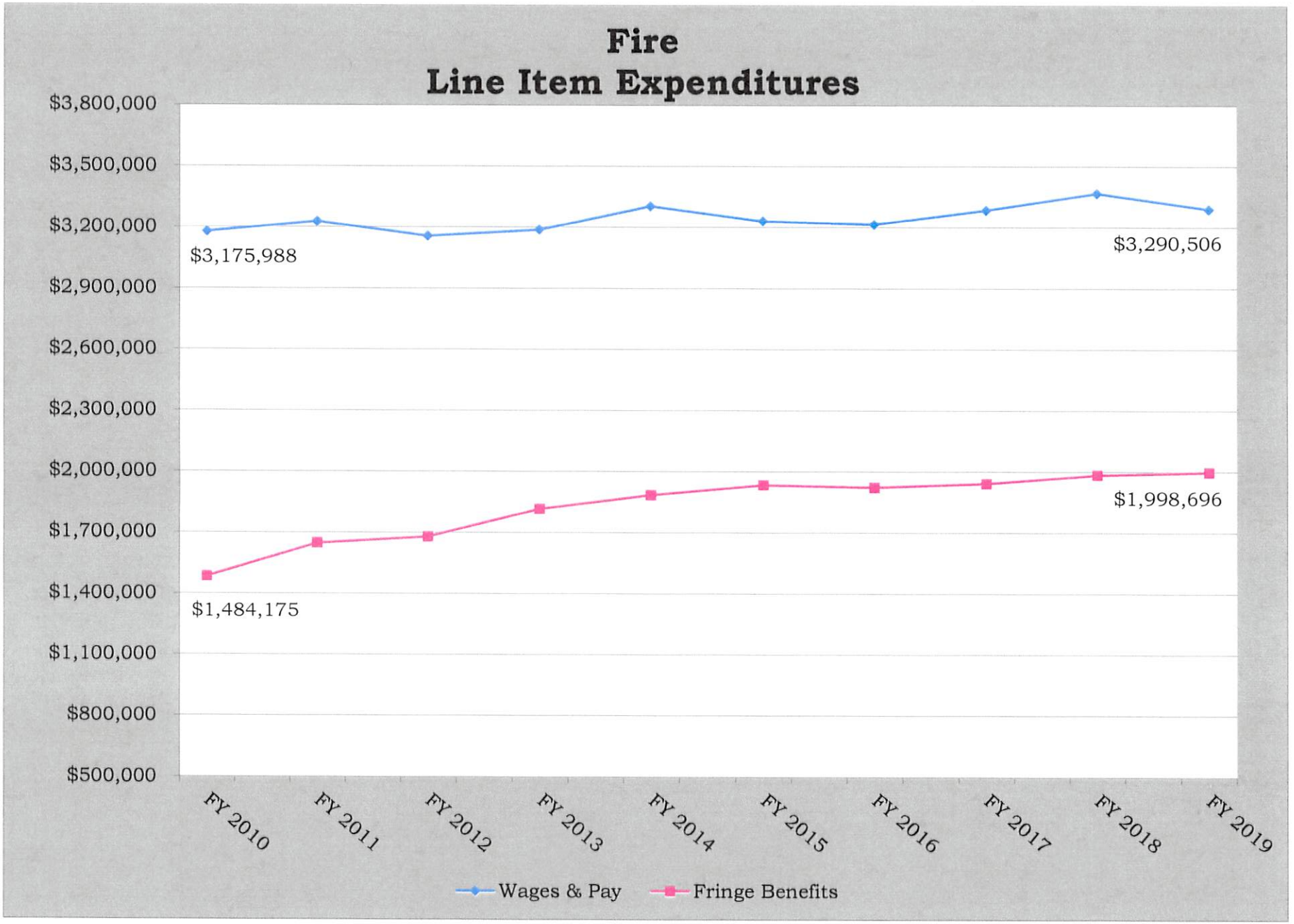
Fire
Line Item Expenditures
$3,800,000
$3,500,000
$3,200,000
$2,900,000
$2,600,000
$2,300,000
$2,000,000
$1,700,000
$1,400,000
$1,100,000
$800,000
$500,000
$3,175,988
$3,290,506
$1,484,175
$1,998,696
FY 2010
FY 2011
FY 2012
FY 2013
FY 2014
FY 2015
FY 2016
FY 2017
FY 2018
FY 2019
Wages & Pay
Fringe Benefits

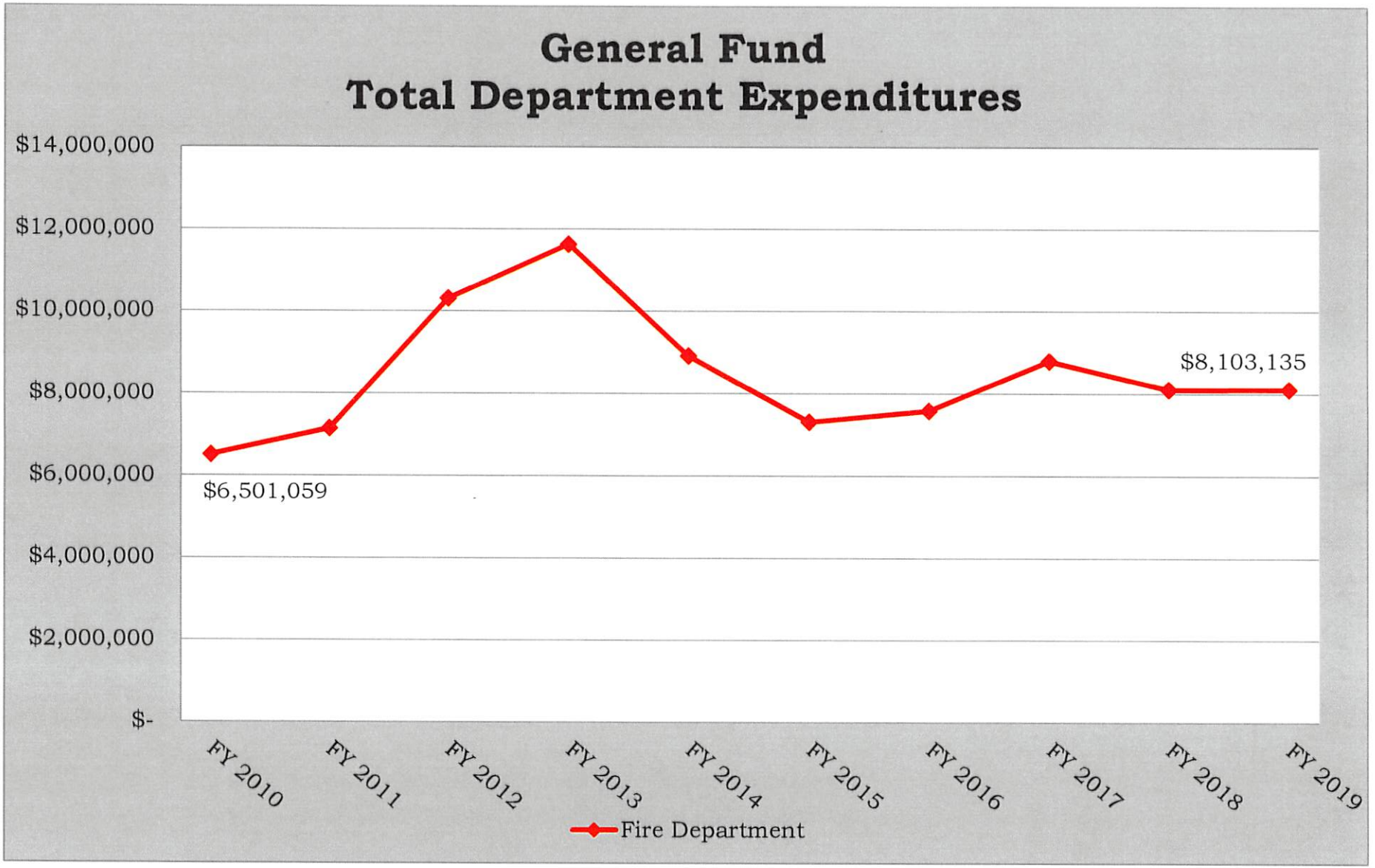
General Fund
Total Department Expenditures
$14,000,000
$12,000,000
$10,000,000
$8,000,000
$6,000,000
$4,000,000
$2,000,000
$-
$6,501,059
$8,103,135
FY 2010
FY 2011
FY 2012
FY 2013
FY 2014
FY 2015
FY 2016
FY 2017
FY 2018
FY 2019
Fire Department

GENERAL FUND

PUBLIC SAFETY SALES TAX

FIRE

FY 2019 BUDGET HIGHLIGHTS

Department Summary:

In 2006, the Joplin voters approved a new ½-cent general sales tax to be used for public safety purposes, which went into effect during the 2007 fiscal year. This tax does not have a sunset date. The proceeds from the tax allows for a combination of ongoing operational items, as well as specific capital expenditures. Additional police and fire personnel, neighborhood security lights, wireless access for public safety, and a police substation make up the operational components of this tax. Two additional fire stations with related vehicles, a replacement ladder truck for Station 1, mobile data computers, handheld ticket writers, and a joint Fire/Police Training Center make up the capital expenditures of this special tax.

Public Safety is a division within the fire department. The tax approved the addition of 34 positions to the fire department. This division is currently authorized for 25 positions. The remaining 9 positions will staff the final fire station to be built with this tax.

Notable Budget Items:

Operational Items:

- $20,000 In Safety Equipment-Increase of $9,500 for 4 Sets of Replacement Bunker Gear

Capital Items:

- $850 Replacement Computer

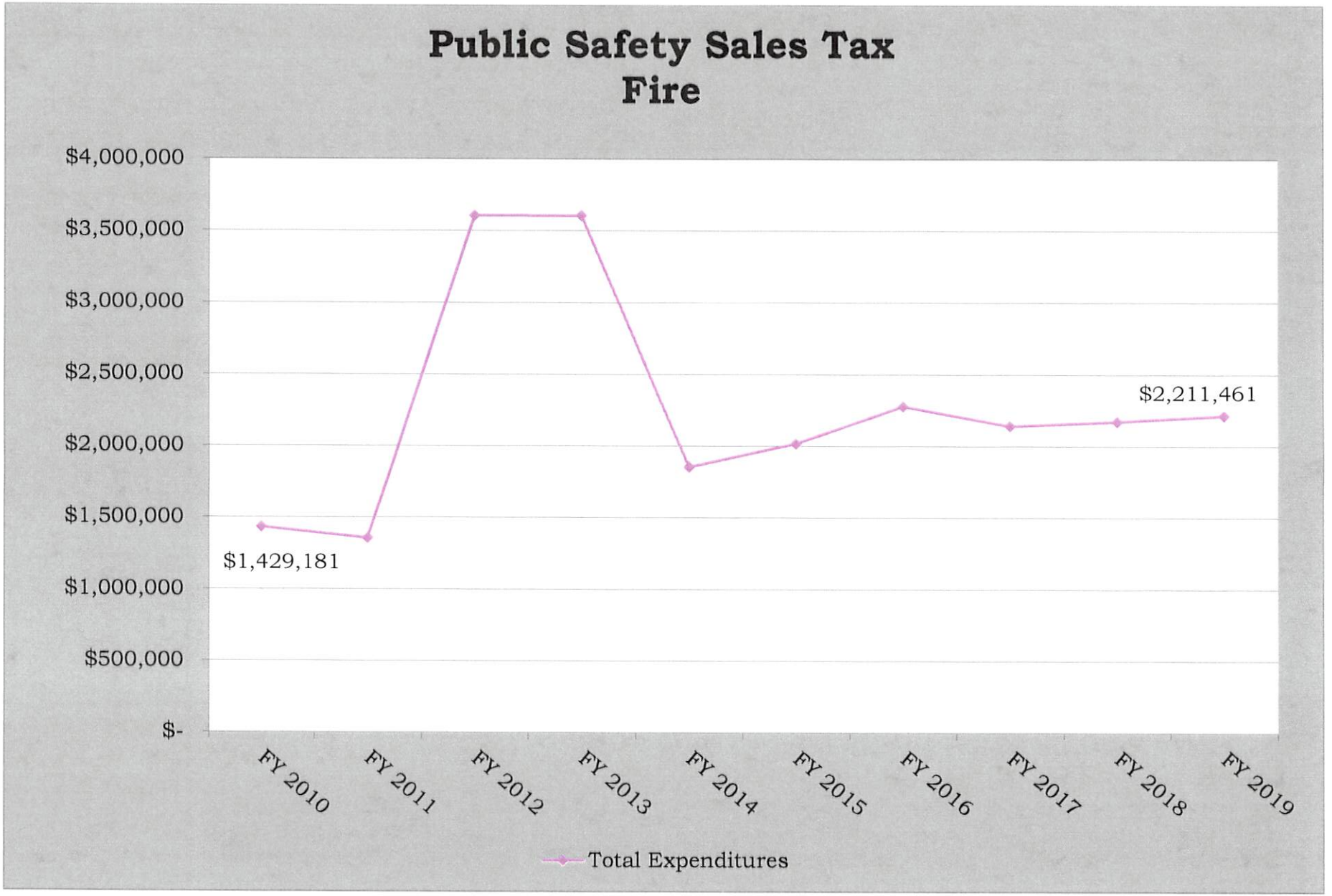
Public Safety Sales Tax
Fire
$4,000,000
$3,500,000
$3,000,000
$2,500,000
$2,000,000
$1,500,000
$1,000,000
$500,000
$-
$1,429,181
$2,211,461
FY 2010
FY 2011
FY 2012
FY 2013
FY 2014
FY 2015
FY 2016
FY 2017
FY 2018
FY 2019
Total Expenditures

GENERAL FUND

PUBLIC SAFETY SALES TAX

TRAINING CENTER

FY 2019 BUDGET HIGHLIGHTS

Department Summary:

In 2006, the Joplin voters approved a new ½-cent general sales tax to be used for public safety purposes, which went into effect during the 2007 fiscal year. This tax does not have a sunset date. The proceeds from the tax allows for a combination of ongoing operational items, as well as specific capital expenditures. Additional police and fire personnel, neighborhood security lights, wireless access for public safety, and a police substation make up the operational components of this tax. Two additional fire stations with related vehicles, a replacement ladder truck for Station 1, mobile data computers, handheld ticket writers, and a joint Fire/Police Training Center make up the capital expenditures of this special tax.

The Public Safety Training Center is a joint division between the police department and the fire department.

Notable Budget Items:

Operational Items:

- $2,600 In Operational Supplies-Increase of $1,600 for building a bail-out trainer prop (3)

Capital Items:

- $40,000 Refurbish Class A Burn Building
- $850 Replacement Computer

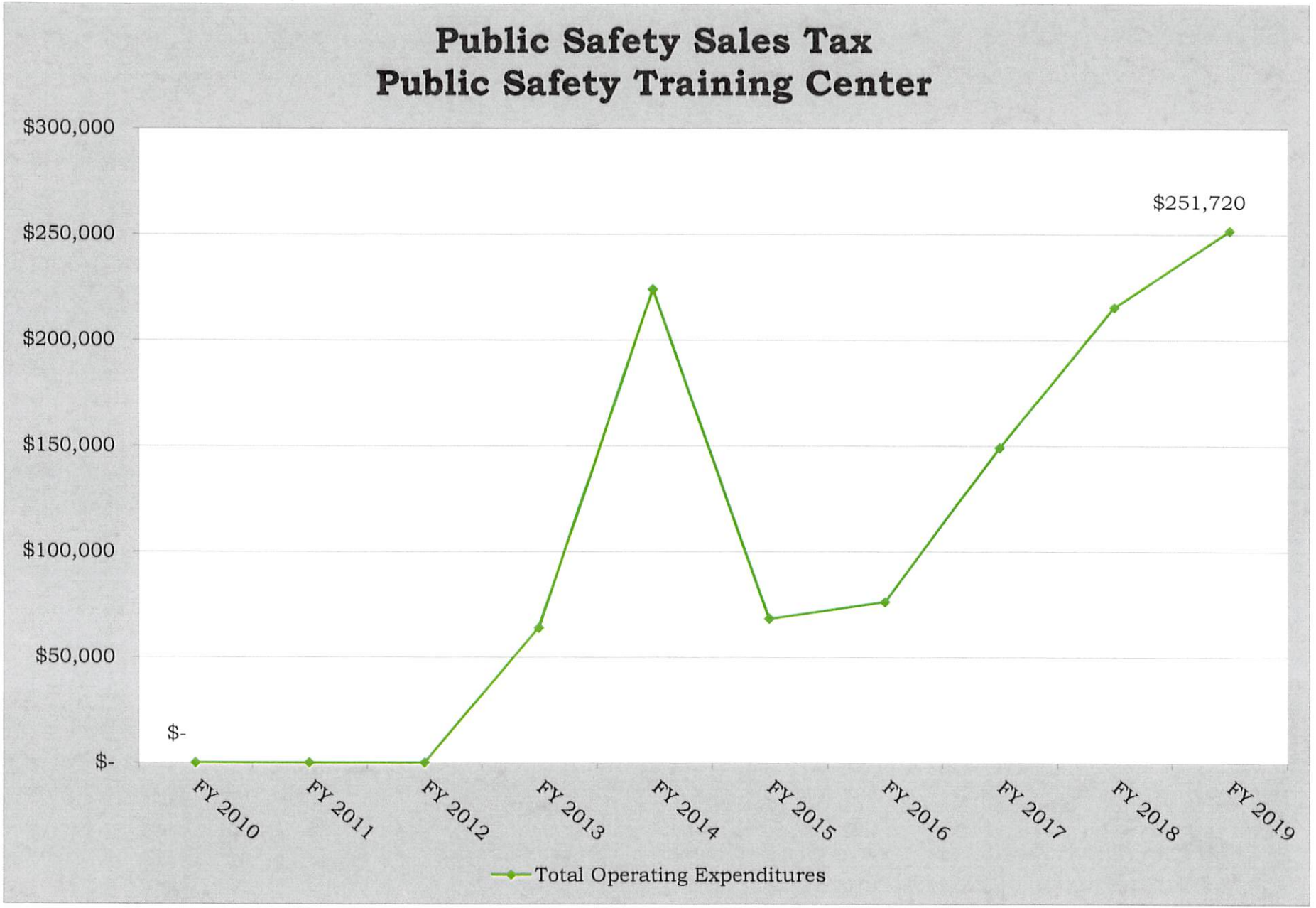
Public Safety Sales Tax
Public Safety Training Center
$300,000
$250,000
$200,000
$150,000
$100,000
$50,000
$-
$-
$251,720
FY 2010
FY 2011
FY 2012
FY 2013
FY 2014
FY 2015
FY 2016
FY 2017
FY 2018
FY 2019
Total Operating Expenditures

CITY OF JOPLIN, MISSOURI
PUBLIC SAFETY SALES TAX
PROJECTED EXPENDITURES COMPARED TO SALES TAX ITEMS
As of July 31, 2018

DESCRIPTION	PER PERSON		ORIGINAL PROJECTED COSTS	ANNUAL FY 2018 COSTS	PRIOR YEARS COSTS	GRAND TOTAL COSTS	SUMMARY/EXPLANATION
OPERATIONAL EXPENDITURES (ANNUAL):							
25 Additional Police Officers (5 Addtl/5 Shifts)	70,782	*	1,769,550	1,792,690	21,600,478	23,393,168	25 Police Officers hired
5 Detectives/Crime Analyst/Drug Interdiction	70,782	*	353,910	358,538	3,427,268	3,785,806	5 Police Officer/Detectives hired
15 Additional Firefighters for 1st Additional Station (4 Addtl/3 Shifts, plus 3 coverage)	48,379		725,685	1,046,713	8,035,135	9,081,848	15 Firefighters hired
3 Coverage Firefighters for Current Operations	48,379		145,137	209,343	2,609,149	2,818,492	3 Firefighters hired
Increase Station 3 Personnel to 4 Staff	48,379		145,137	209,343	2,609,149	2,818,492	3 Firefighters hired
12 Firefighters for 2nd Additional Station	48,379		580,548				
Fire Training Captain	56,051		56,051	69,781	685,998	755,779	1 Fire Training Captain hired
Neighborhood Security Light Program (3,700 Additional at $250 each annually)			925,000	268,626	2,243,115	2,511,741	2,400 Streetlights
Wireless Access for Public Safety			50,000	18,537	460,885	479,422	Monthly Recurring Charge
Police Substation			10,000	-	198,456	198,456	Substation to be repaid
Public Safety Training Center			-	149,505	336,701	486,206	
Sub-Total Operational Ongoing Costs			4,761,018	4,123,075	42,206,334	46,329,409	
CAPITAL EXPENDITURES (ONE-TIME):							
Mobile Data Computers			375,000		326,190	326,190	MDC's-58 for Police & 15 for Fire Installed
1st Additional Westside Station			1,325,000	-	2,194,100	2,194,100	Construction Complete
Engine for Westside Station			450,000	-	728,053	728,053	Engine Purchased
First Response Vehicle for Westside Station			200,000	-	303,443	303,443	Rescue Purchased
Brush Truck for Westside Station			50,000	-	32,376	32,376	Brush Truck Purchased
Joint Fire/Police Training Center			3,000,000	-	3,457,770	3,457,770	Phase I Complete
Ladder Truck Replacement for Station 1			1,000,000		858,209	858,209	Ladder Truck Obtained
Handheld Ticket Writers ($5,000 @ 46)			230,000		75,664	75,664	Software Based Ticket Writers
Public Safety AS/400 New Unit			100,000		127,476	127,476	Installation Complete
2nd Additional Eastside Station			1,325,000	-	160,480	160,480	
Engine for Eastside Station			450,000				
Additional Joint Fire/Police Training Center Needs			2,000,000	27,404	5,922,021	5,949,425	Training Center Completed
Rebuild Fire Stations lost in tornado				-	1,085,962	1,085,962	Stations rebuilt
Sub-Total One-Time Capital Costs			10,505,000	27,404	15,271,744	15,299,148	
TIF Expense Payments to Developer				372,700	2,981,869	3,354,569	
GRAND TOTAL ACTUAL EXPENDITURES				**4,523,179**	**60,459,948**	**64,983,127**	

*The cost of additional dispatchers and vehicles is included in the per person police officer cost.
**Support Growth of $558,000 and Replacement Reserve of $600,000 not shown.
Completed Capital Items

Prepared by: Leslie Haase

8:38 AM8/23/2018

GENERAL FUND

CEMETERY

FY 2019 BUDGET HIGHLIGHTS

Department Summary:

The Cemetery Department operates and maintains four (4) city-owned cemeteries. The Cemetery Department falls under the parks department.

Notable Budget Items:

Capital Items:

- $4,200 Steel Carport - Osborne
- $3,800 Vinyl Fencing – Forest Park & Osborne
- $9,000 Replacement 500-Gallon Sprayer
- $1,000 Replacement Laptop Computer

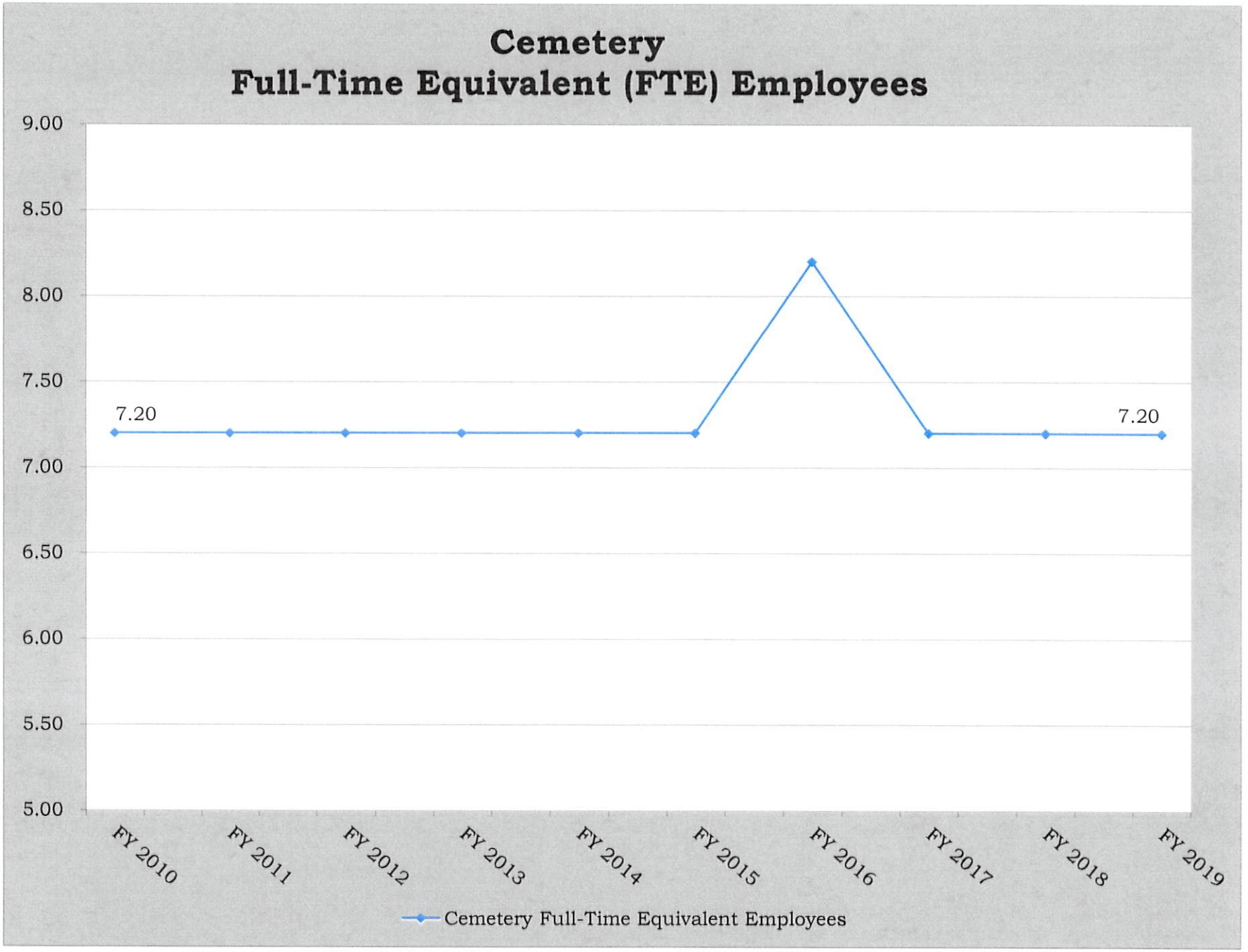
Cemetery
Full-Time Equivalent (FTE) Employees
9.00
8.50
8.00
7.50
7.00
6.50
6.00
5.50
5.00
7.20
7.20
FY 2010
FY 2011
FY 2012
FY 2013
FY 2014
FY 2015
FY 2016
FY 2017
FY 2018
FY 2019
Cemetery Full-Time Equivalent Employees

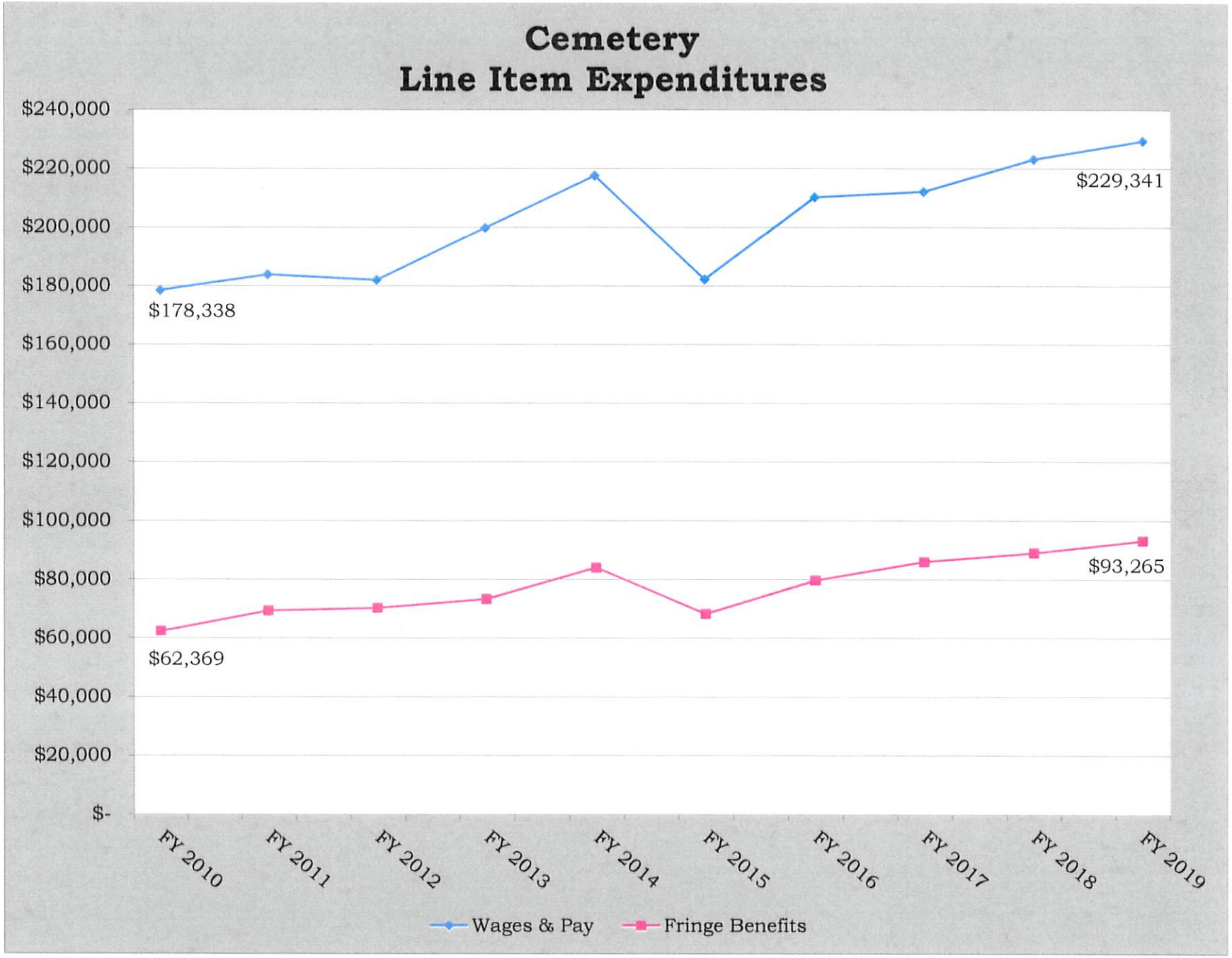
Cemetery
Line Item Expenditures
$240,000
$220,000
$200,000
$180,000
$160,000
$140,000
$120,000
$100,000
$80,000
$60,000
$40,000
$20,000
$-
$178,338
$229,341
$62,369
$93,265
FY 2010
FY 2011
FY 2012
FY 2013
FY 2014
FY 2015
FY 2016
FY 2017
FY 2018
FY 2019
Wages & Pay
Fringe Benefits

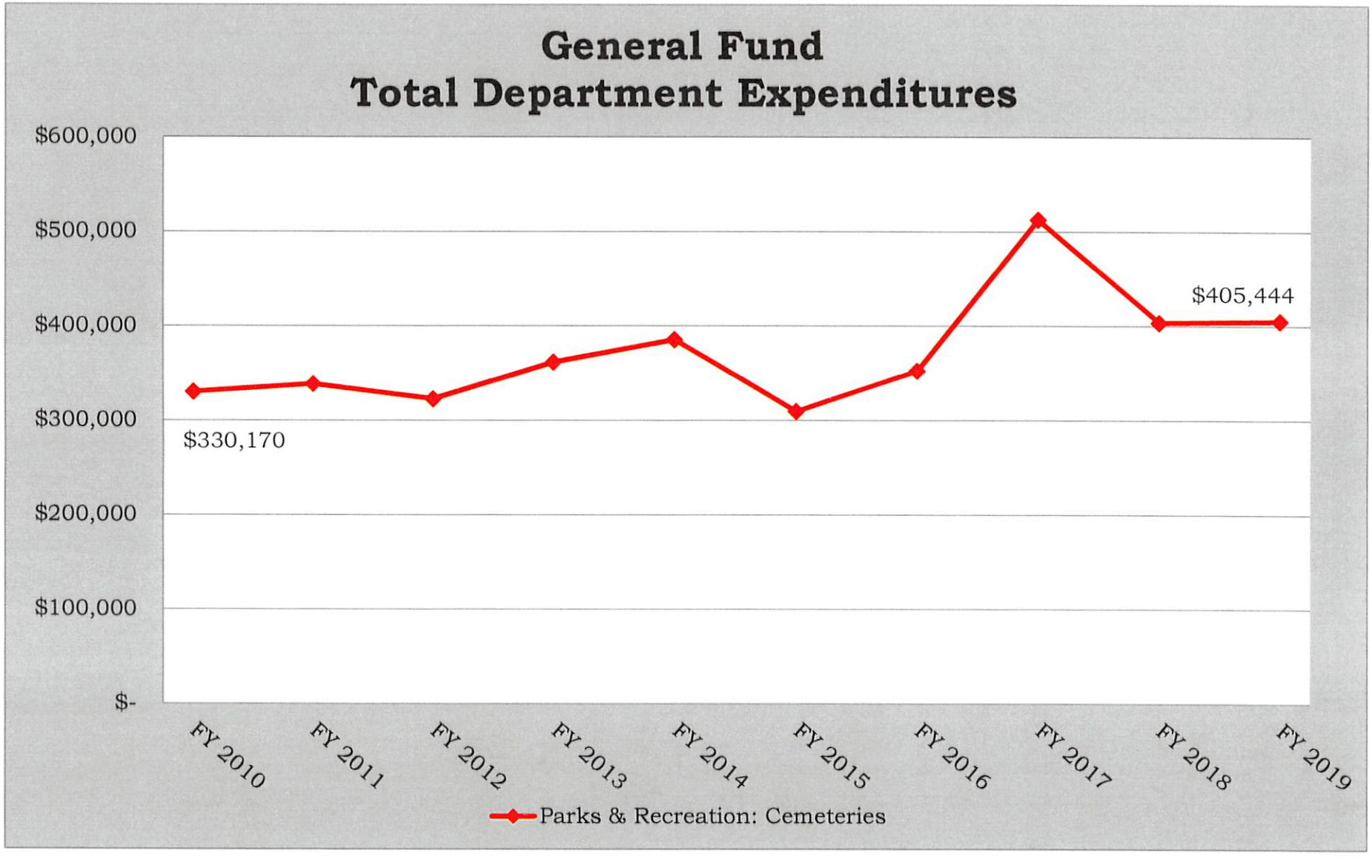
General Fund
Total Department Expenditures
$600,000
$500,000
$400,000
$300,000
$200,000
$100,000
$-
$330,170
$405,444
FY 2010
FY 2011
FY 2012
FY 2013
FY 2014
FY 2015
FY 2016
FY 2017
FY 2018
FY 2019
Parks & Recreation: Cemeteries

GENERAL FUND

EMERGENCY MANAGEMENT

FY 2019 BUDGET HIGHLIGHTS

Department Summary:

The Emergency Management Department is responsible for emergency planning and response for the City, as well as Jasper County. Emergency planning tries to prevent emergencies from occurring, but also develops a good action plan to mitigate the results and effects of any unforeseen emergencies. The Emergency Management Department falls under the fire department.

Notable Budget Items:

Capital Items:

- $850 Replacement Computer

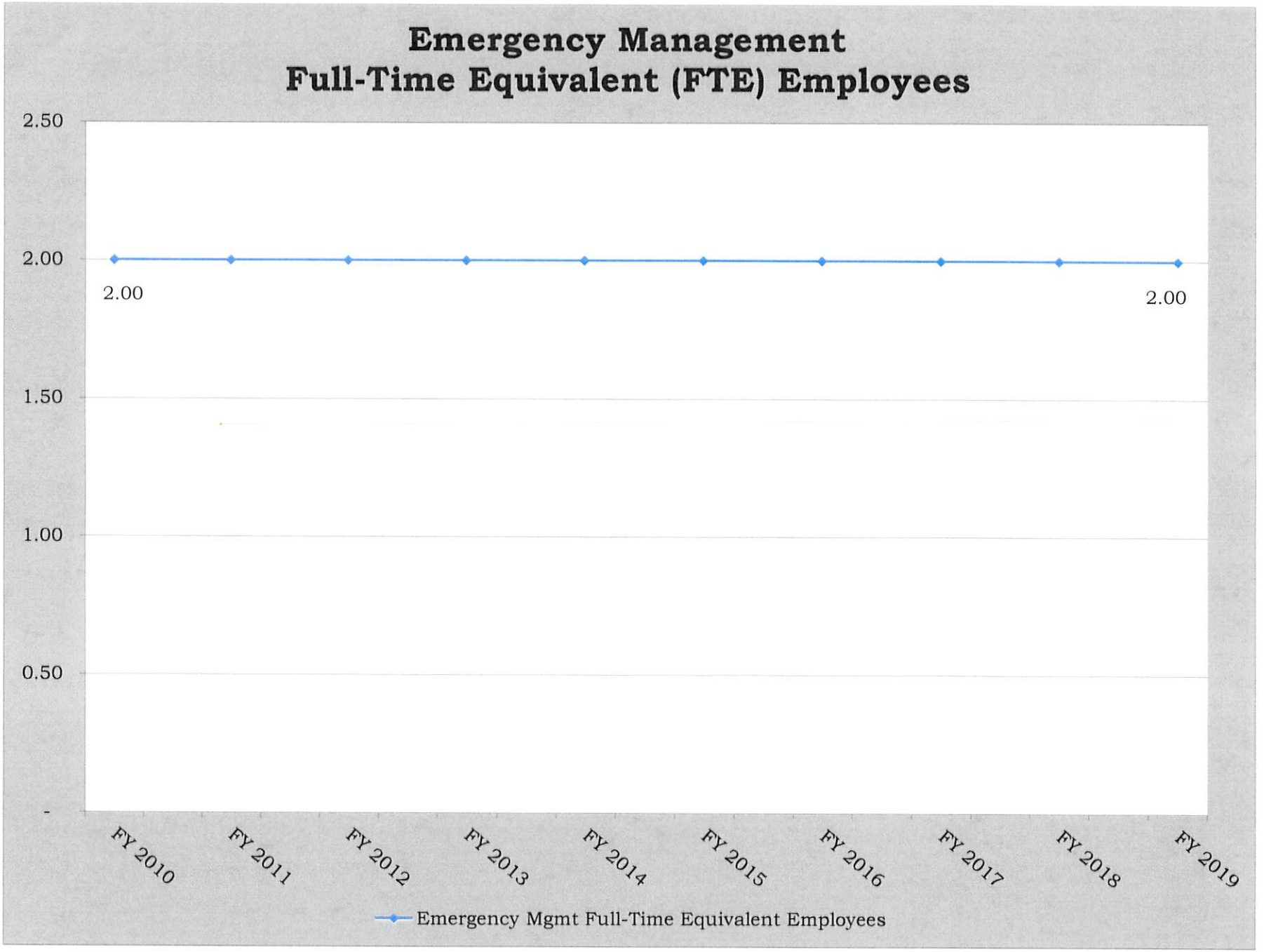
Emergency Management
Full-Time Equivalent (FTE) Employees
2.50
2.00
1.50
1.00
0.50
-
2.00
2.00
FY 2010
FY 2011
FY 2012
FY 2013
FY 2014
FY 2015
FY 2016
FY 2017
FY 2018
FY 2019
Emergency Mgmt Full-Time Equivalent Employees

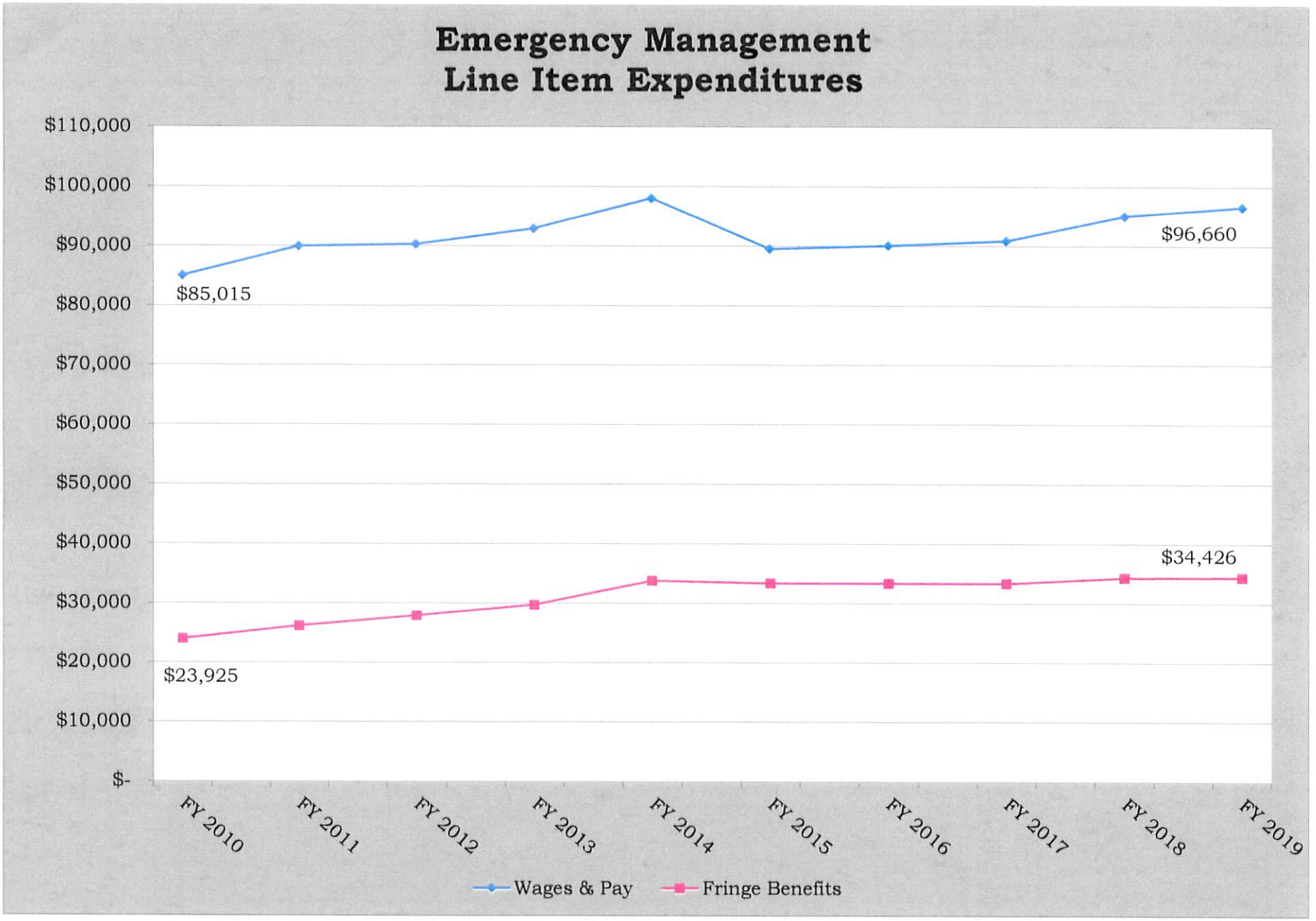
Emergency Management
Line Item Expenditures
$110,000
$100,000
$90,000
$80,000
$70,000
$60,000
$50,000
$40,000
$30,000
$20,000
$10,000
$-
$85,015
$96,660
$23,925
$34,426
FY 2010
FY 2011
FY 2012
FY 2013
FY 2014
FY 2015
FY 2016
FY 2017
FY 2018
FY 2019
Wages & Pay
Fringe Benefits

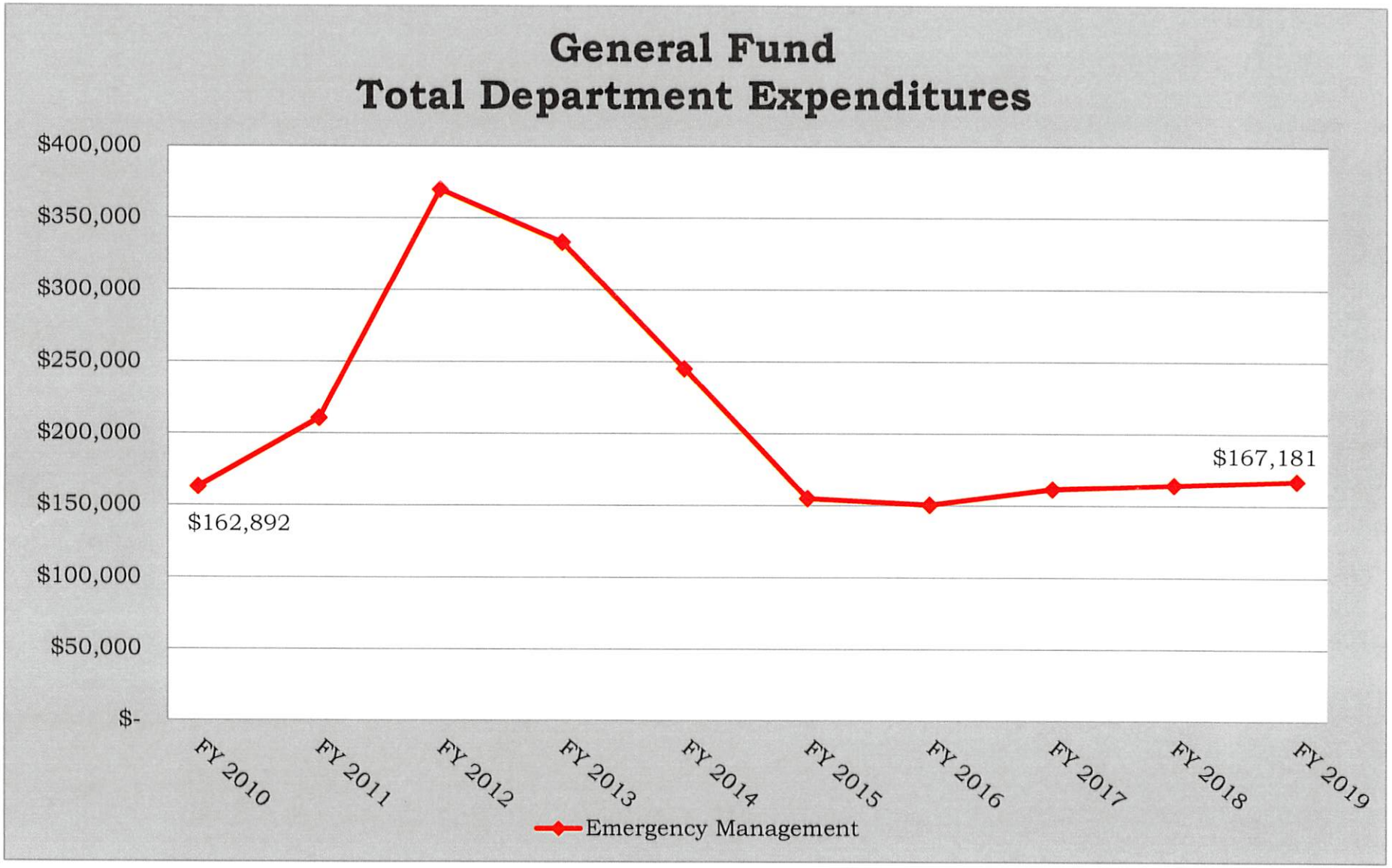
General Fund
Total Department Expenditures
$400,000
$350,000
$300,000
$250,000
$200,000
$150,000
$100,000
$50,000
$-
$162,892
$167,181
FY 2010
FY 2011
FY 2012
FY 2013
FY 2014
FY 2015
FY 2016
FY 2017
FY 2018
FY 2019
Emergency Management

GENERAL FUND

NEIGHBORHOOD IMPROVEMENT

FY 2019 BUDGET HIGHLIGHTS

Department Summary:

The Neighborhood Improvement Department exists to help Joplin neighbors build safe, strong and vibrant neighborhoods. Neighborhood Improvement enforces city property and nuisance codes through routine inspections and responding to citizen requests. This department falls under Community Planning and Development.

Notable Budget Items:

Capital Items:

- $8,800 Replacement Ruggedized Laptop Computer (2)

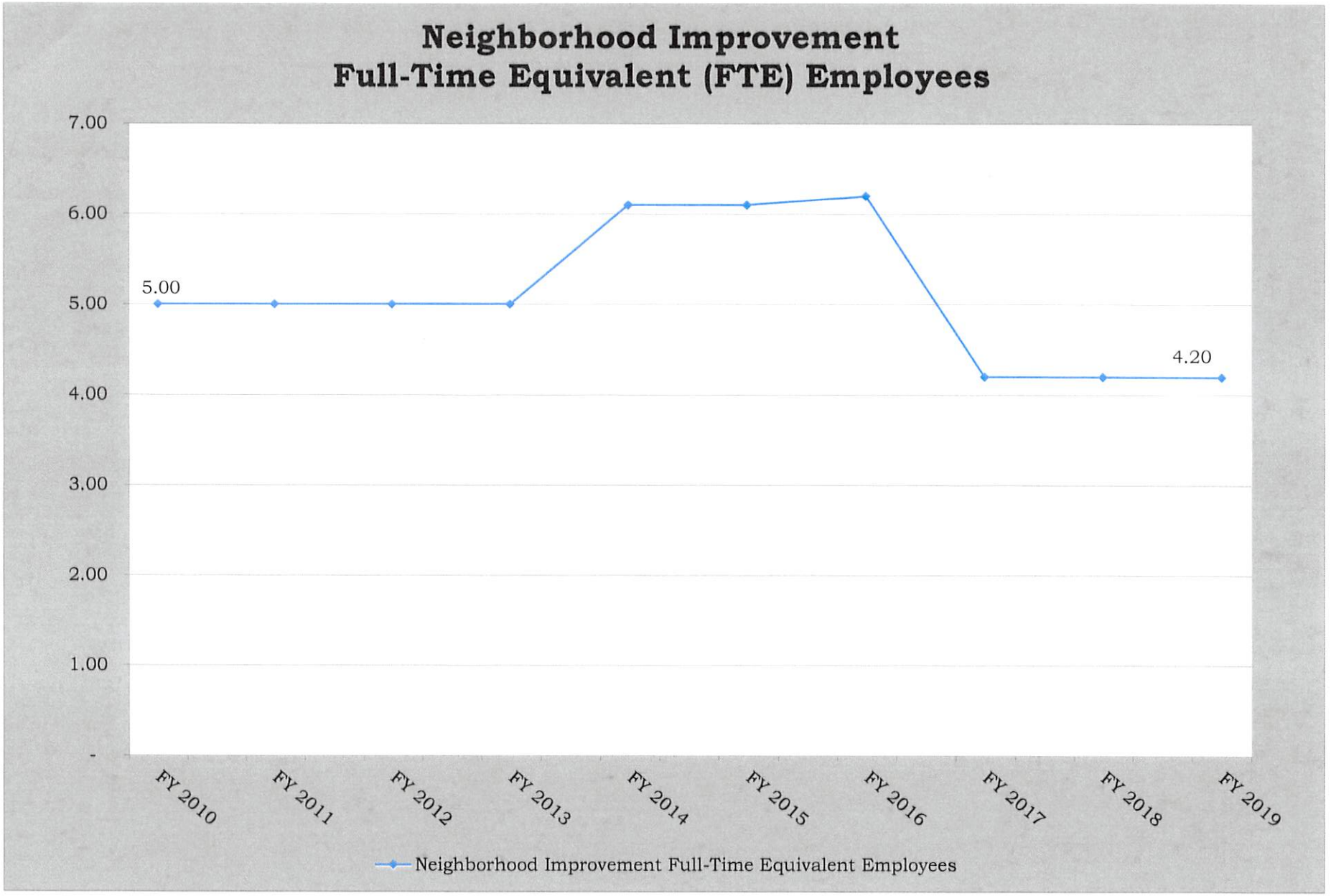
Neighborhood Improvement
Full-Time Equivalent (FTE) Employees
7.00
6.00
5.00
4.00
3.00
2.00
1.00
-
5.00
4.20
FY 2010
FY 2011
FY 2012
FY 2013
FY 2014
FY 2015
FY 2016
FY 2017
FY 2018
FY 2019
Neighborhood Improvement Full-Time Equivalent Employees

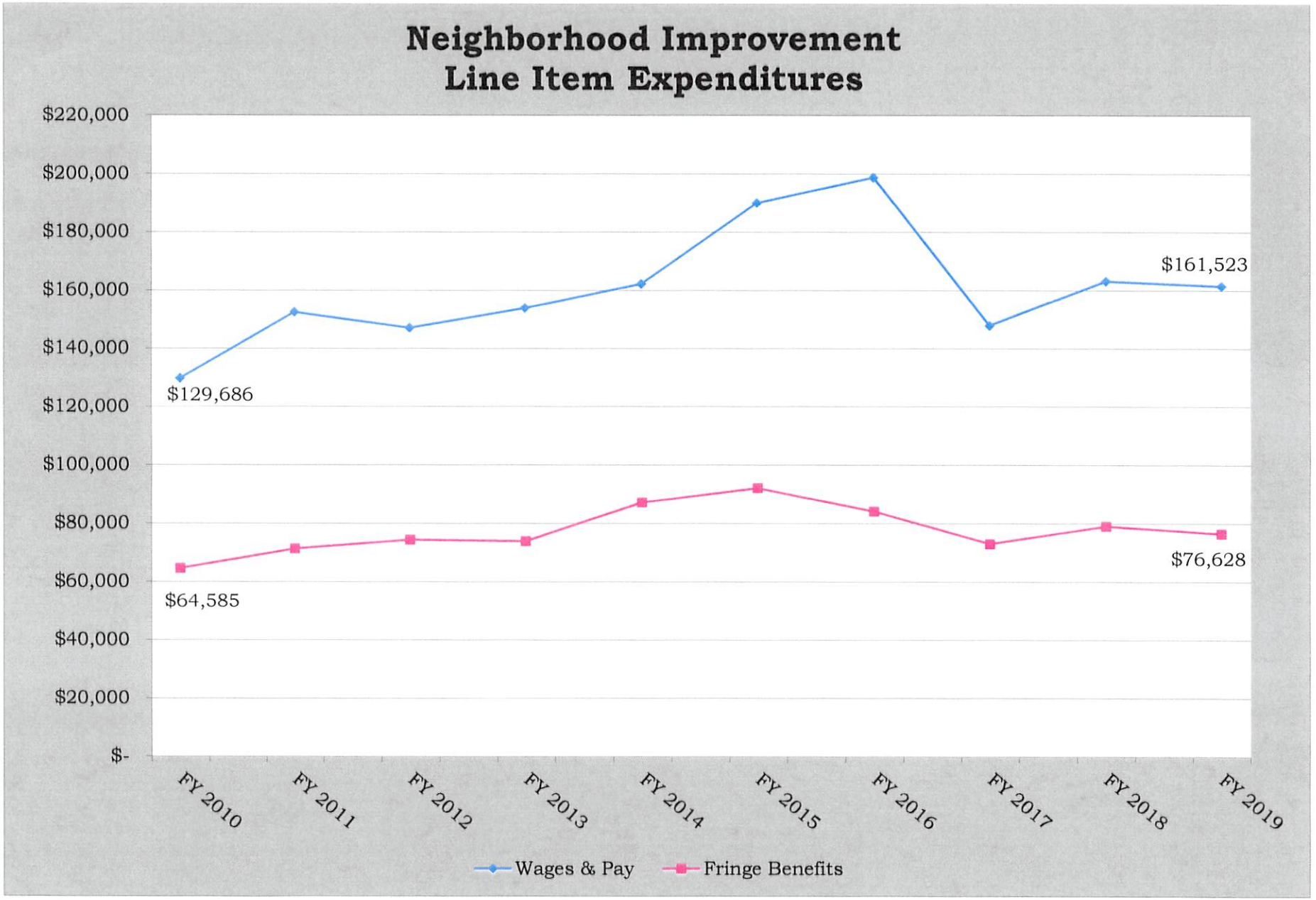
Neighborhood Improvement
Line Item Expenditures
$220,000
$200,000
$180,000
$160,000
$140,000
$120,000
$100,000
$80,000
$60,000
$40,000
$20,000
$-
$129,686
$161,523
$64,585
$76,628
FY 2010
FY 2011
FY 2012
FY 2013
FY 2014
FY 2015
FY 2016
FY 2017
FY 2018
FY 2019
Wages & Pay
Fringe Benefits

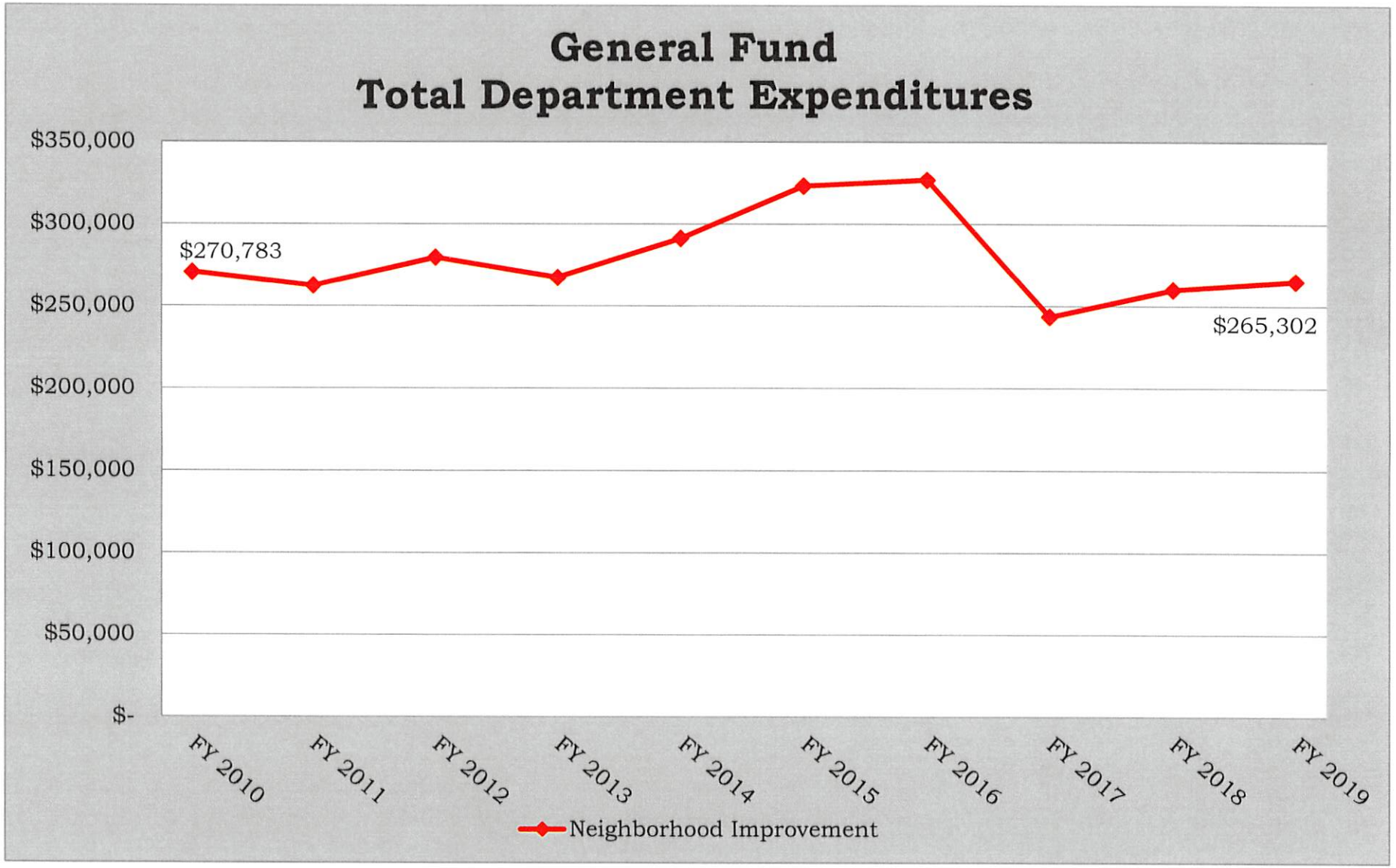
General Fund
Total Department Expenditures
$350,000
$300,000
$250,000
$200,000
$150,000
$100,000
$50,000
$-
$270,783
$265,302
FY 2010
FY 2011
FY 2012
FY 2013
FY 2014
FY 2015
FY 2016
FY 2017
FY 2018
FY 2019
Neighborhood Improvement

Convention & Tourism

Fund Balance Projection

	FY 2017 Actuals	FY 2018 Adjusted Budget	FY 2018 Estimated Actuals	FY 2019 Proposed Budget
REVENUES				
Taxes	$ 1,399,723	$ 1,355,000	$ 1,405,000	$ 1,405,000
Service Charges & User Fees	-	-	-	-
Charges & Assessments	-	-	-	-
Other Income & Donations	-	1,000	1,100	3,000
State Grants	-	-	-	-
Local Grants	-	-	-	-
TOTAL REVENUES	**$ 1,399,723**	**$ 1,356,000**	**$ 1,406,100**	**$ 1,408,000**
EXPENDITURES				
CVB - Administration	$ 461,204	$ 587,520	$ 604,293	$ 615,610
Special Projects	651,834	640,363	640,359	640,365
State Grants	20,931	11,000	11,000	11,000
TOTAL EXPENDITURES	**$ 1,133,969**	**$ 1,238,883**	**$ 1,255,652**	**$ 1,266,975**
EXCESS REVENUES OVER (UNDER) EXPENDITURES	**$ 265,754**	**$ 117,117**	**$ 150,448**	**$ 141,025**
OTHER FINANCING SOURCES (USES)				
Transfers In	$ -	$ -	$ -	$ -
Transfers Out	(62,691)	(65,100)	(65,100)	(65,137)
TOTAL OTHER FINANCING SOURCES (USES)	**$ (62,691)**	**$ (65,100)**	**$ (65,100)**	**$ (65,137)**
NET CHANGE IN FUND BALANCE	**$ 203,063**	**$ 52,017**	**$ 85,348**	**$ 75,888**
FUND BALANCE, BEGINNING OF YEAR	**$ 942,742**	**$ 1,145,805**	**$ 1,145,805**	**$ 1,231,153**
FUND BALANCE, END OF YEAR	**$ 1,145,805**	**$ 1,197,822**	**$ 1,231,153**	**$ 1,307,041**
FUND BALANCE SUMMARY:				
Reserved Fund Balance	$ -	$ -	$ -	$ -
Unrestricted Fund Balance	1,145,805	1,197,822	1,231,153	1,307,041
TOTAL FUND BALANCE SUMMARY	**$ 1,145,805**	**$ 1,197,822**	**$ 1,231,153**	**$ 1,307,041**

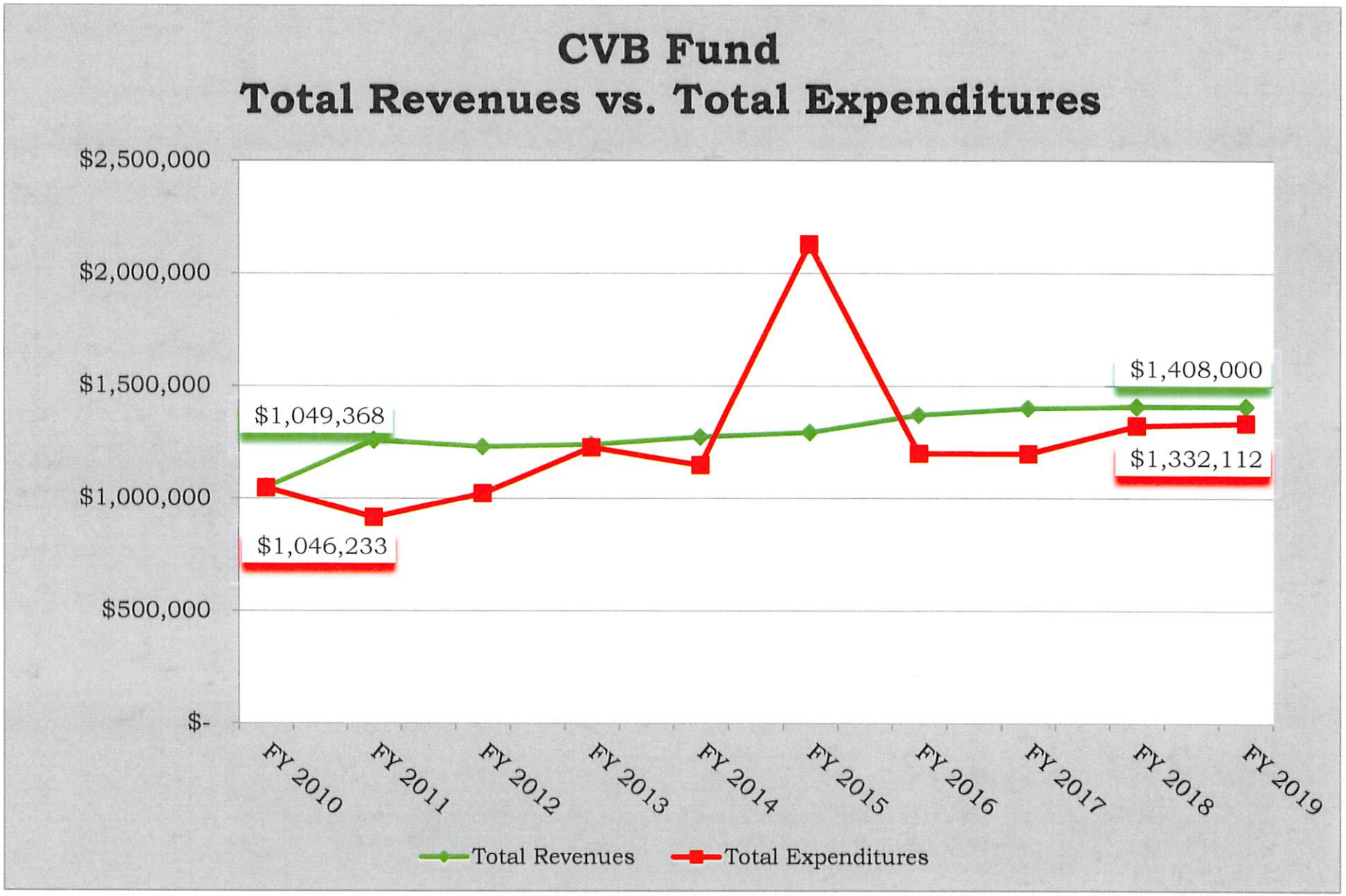
CVB Fund
Total Revenues vs. Total Expenditures
$2,500,000
$2,000,000
$1,500,000
$1,000,000
$500,000
$-
$1,049,368
$1,046,233
$1,408,000
$1,332,112
FY 2010
FY 2011
FY 2012
FY 2013
FY 2014
FY 2015
FY 2016
FY 2017
FY 2018
FY 2019
Total Revenues
Total Expenditures

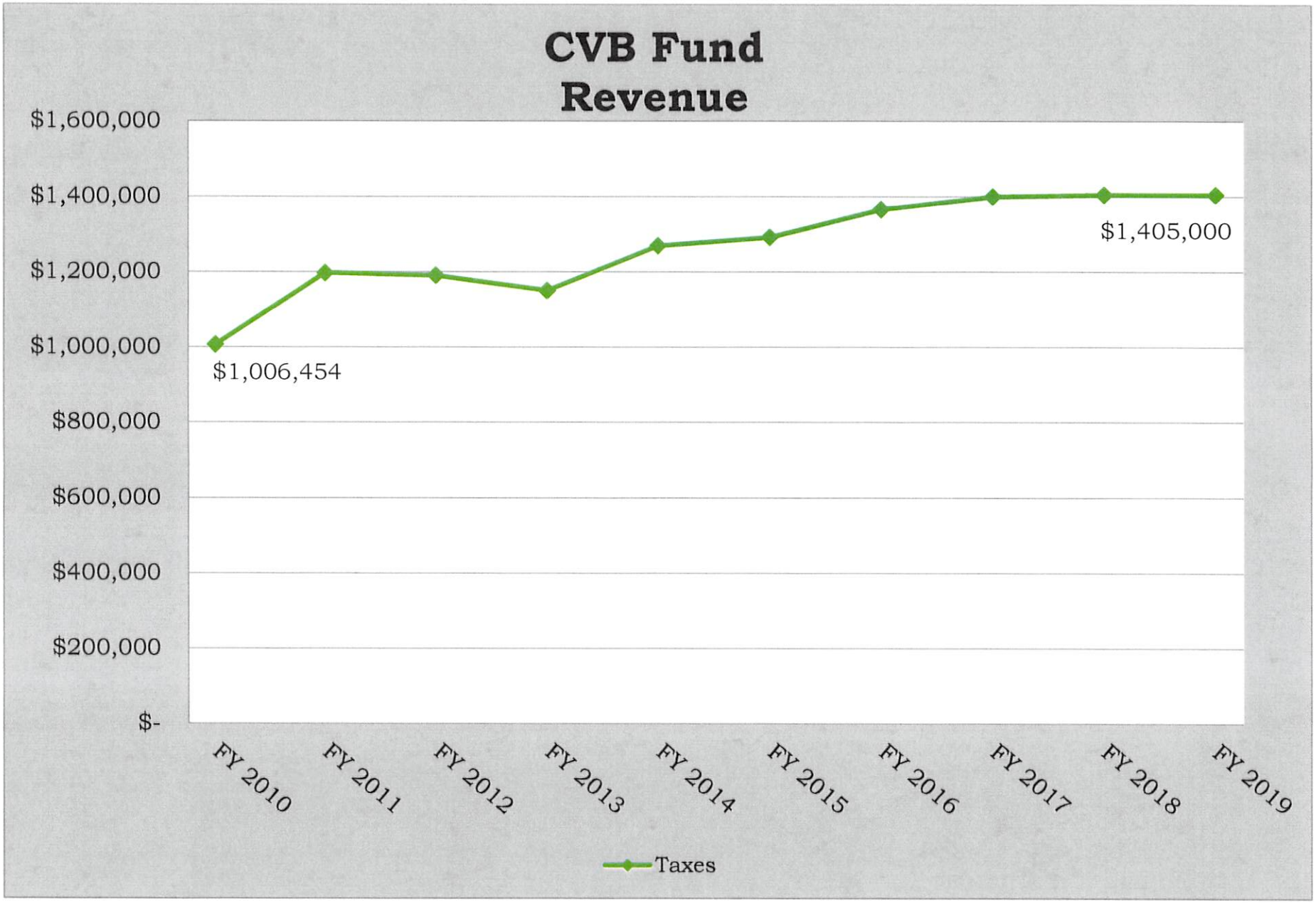
CVB Fund
Revenue
$1,600,000
$1,400,000
$1,200,000
$1,000,000
$800,000
$600,000
$400,000
$200,000
$-
$1,006,454
$1,405,000
FY 2010
FY 2011
FY 2012
FY 2013
FY 2014
FY 2015
FY 2016
FY 2017
FY 2018
FY 2019
Taxes

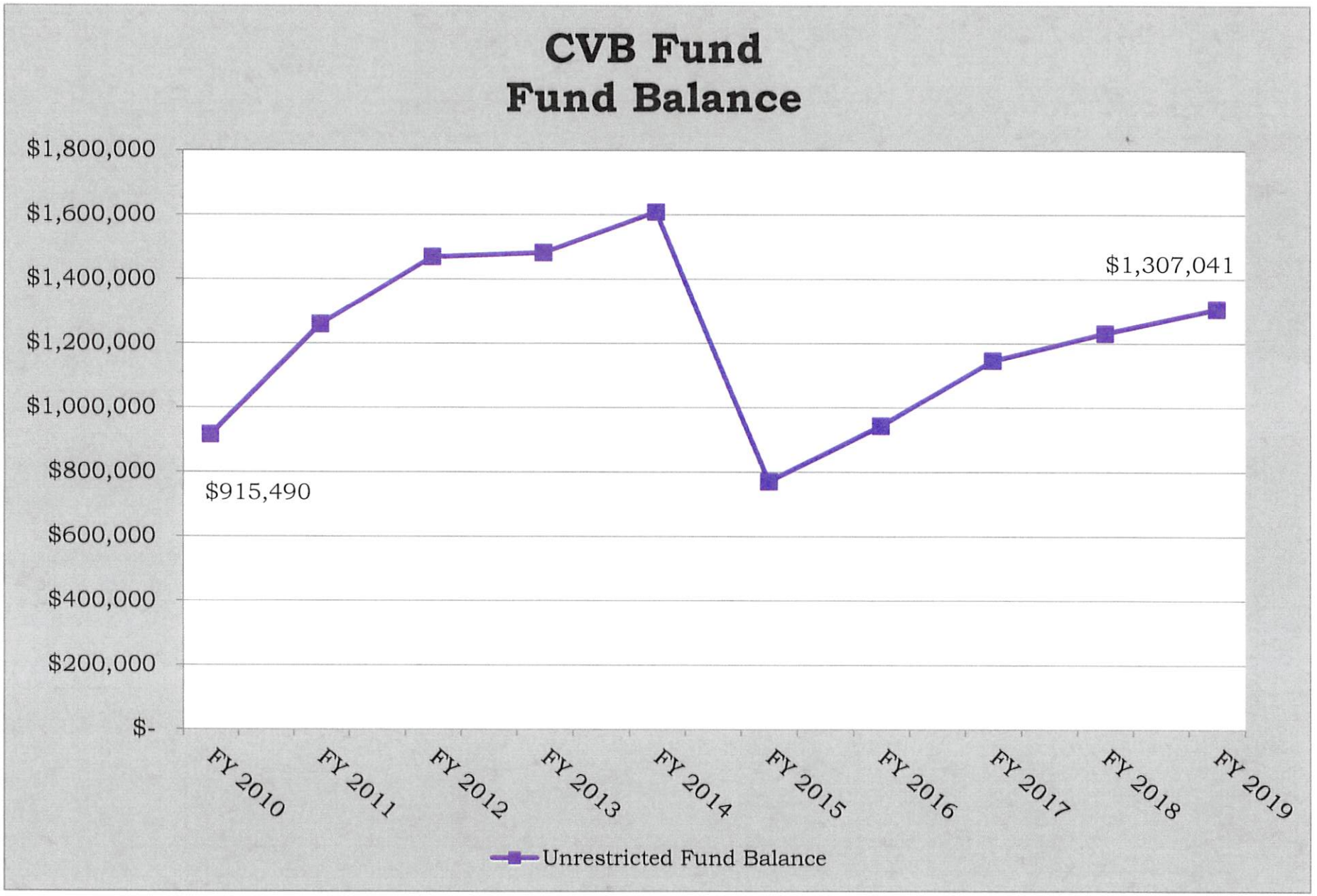
CVB Fund
Fund Balance
$1,800,000
$1,600,000
$1,400,000
$1,200,000
$1,000,000
$800,000
$600,000
$400,000
$200,000
$-
$915,490
$1,307,041
FY 2010
FY 2011
FY 2012
FY 2013
FY 2014
FY 2015
FY 2016
FY 2017
FY 2018
FY 2019
Unrestricted Fund Balance

CVB FUND

FY 2019 BUDGET HIGHLIGHTS

Department Summary:

The Convention and Visitor's Bureau is responsible for promoting tourism and cultural activities in the City. The CVB positions the collective elements of the Joplin regional travel and hospitality infrastructure as a principal travel destination. Additionally, the CVB plays a significant role in creating a regional economic impact, along with various tourism industry partners, while increasing visitation to our community. The promotion of Joplin by the CVB occurs through digital, social media, and print-based platforms, as well as a sales effort to attract conventions and group tours. Administration, Special Projects and Grants are the divisions in the CVB Fund.

Notable Budget Items:

Operational Items:

- $24,000 Administration: In Consulting Fees-Budgeted for photos, writers, designers and bloggers
- $50,000 Administration: In Contractor Fees- Budgeted for Visitor Profile Study
- $16,000 Administration: In Marketing & Public Relations-Budgeted $12,000 to promote Route 66 events and $4,000 for video production

Capital Items:

- $23,750 Administration-Replacement Minivan
- $5,000 Special Projects-Historic Trail Signage

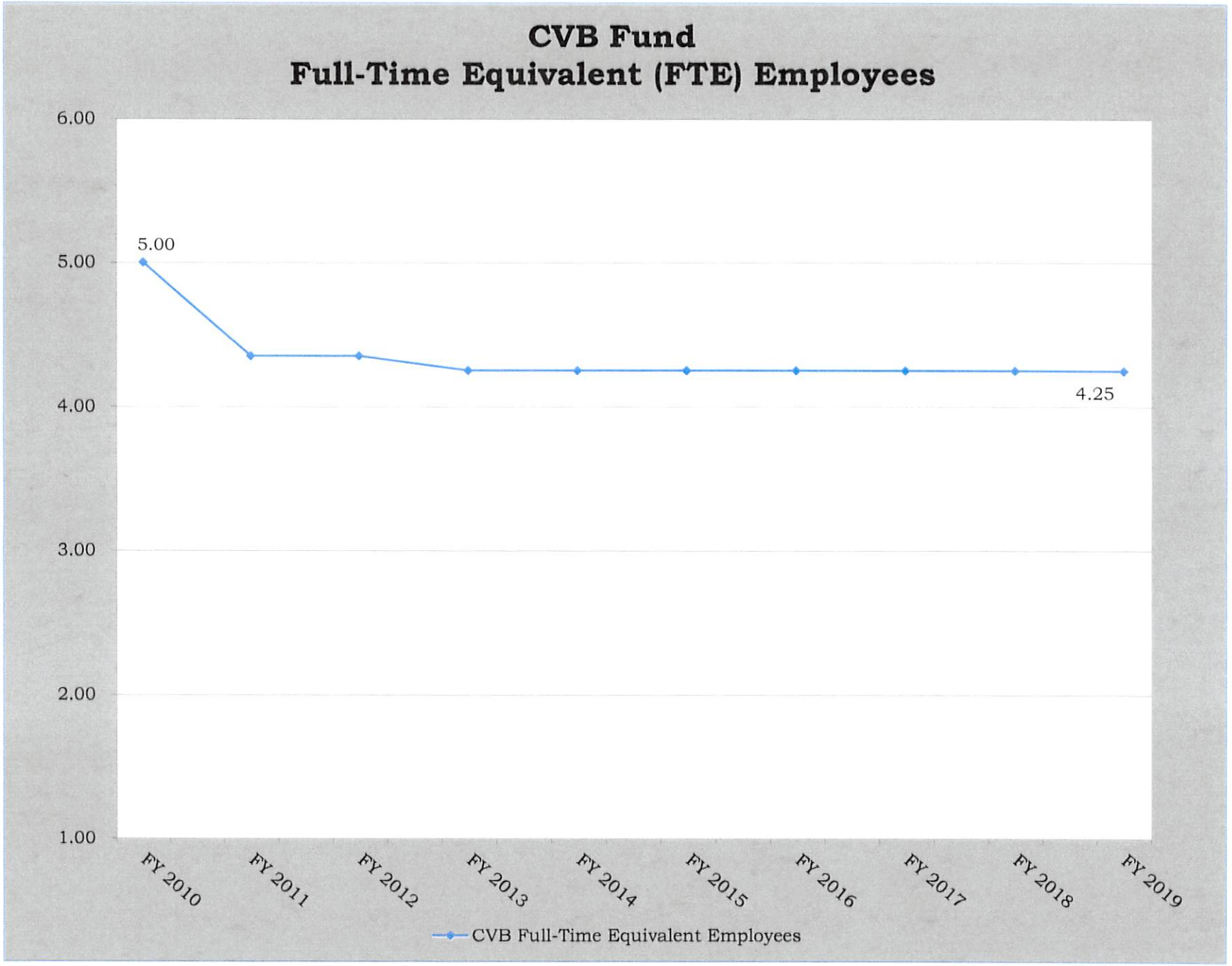
CVB Fund
Full-Time Equivalent (FTE) Employees
6.00
5.00
4.00
3.00
2.00
1.00
5.00
4.25
FY 2010
FY 2011
FY 2012
FY 2013
FY 2014
FY 2015
FY 2016
FY 2017
FY 2018
FY 2019
CVB Full-Time Equivalent Employees

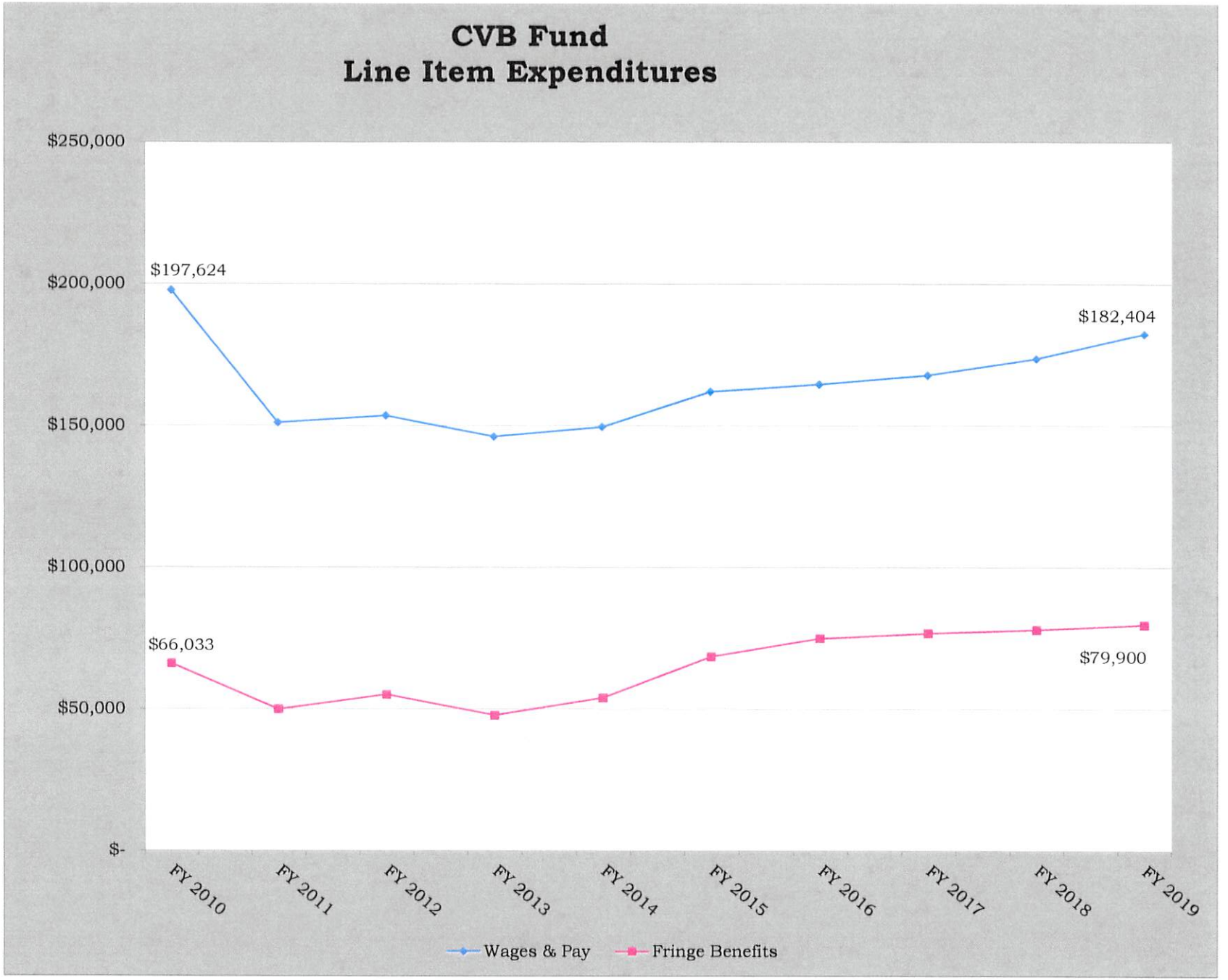
CVB Fund
Line Item Expenditures
$250,000
$200,000
$150,000
$100,000
$50,000
$-
$197,624
$182,404
$66,033
$79,900
FY 2010
FY 2011
FY 2012
FY 2013
FY 2014
FY 2015
FY 2016
FY 2017
FY 2018
FY 2019
Wages & Pay
Fringe Benefits

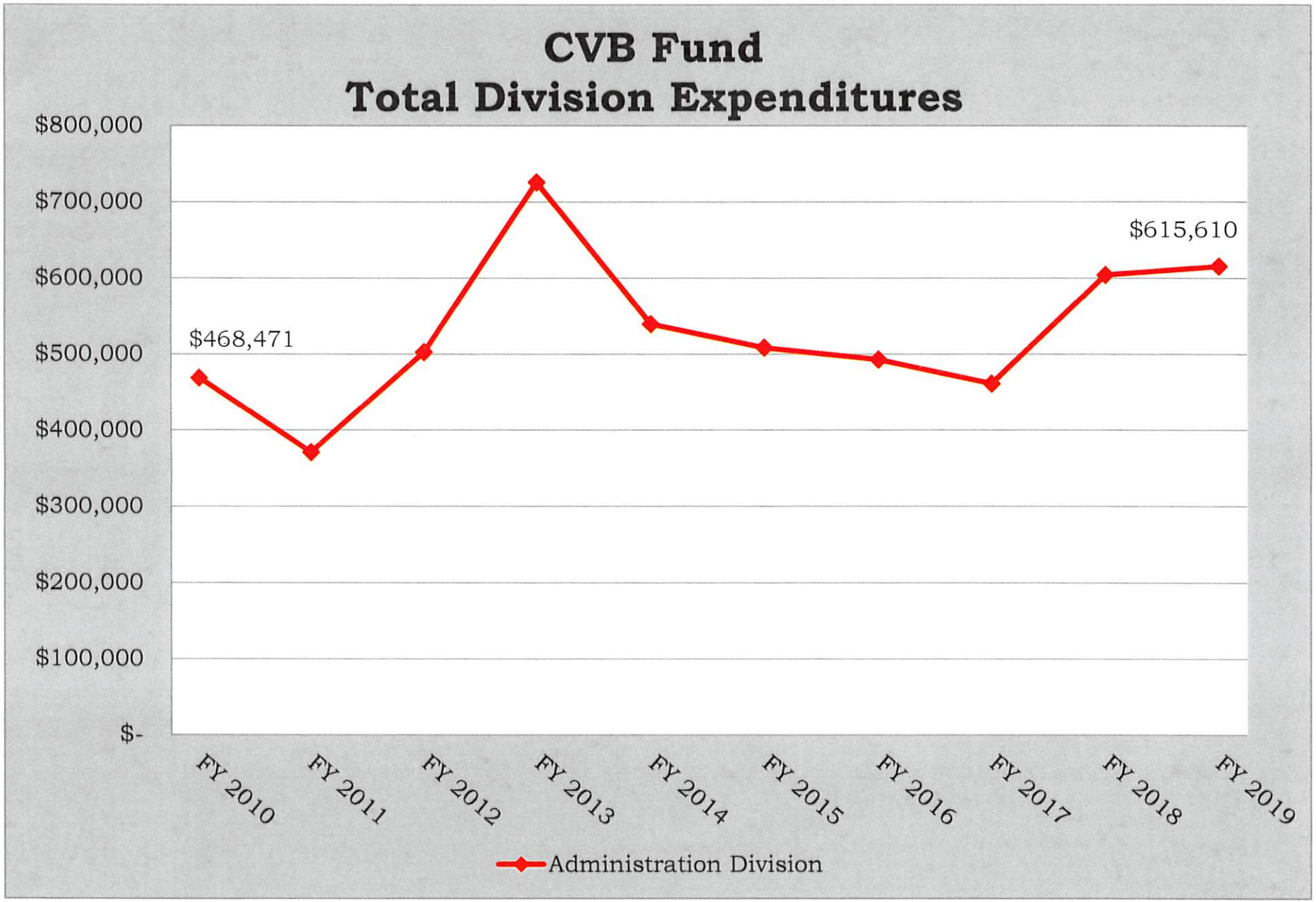
CVB Fund
Total Division Expenditures
$800,000
$700,000
$600,000
$500,000
$400,000
$300,000
$200,000
$100,000
$-
$468,471
$615,610
FY 2010
FY 2011
FY 2012
FY 2013
FY 2014
FY 2015
FY 2016
FY 2017
FY 2018
FY 2019
Administration Division

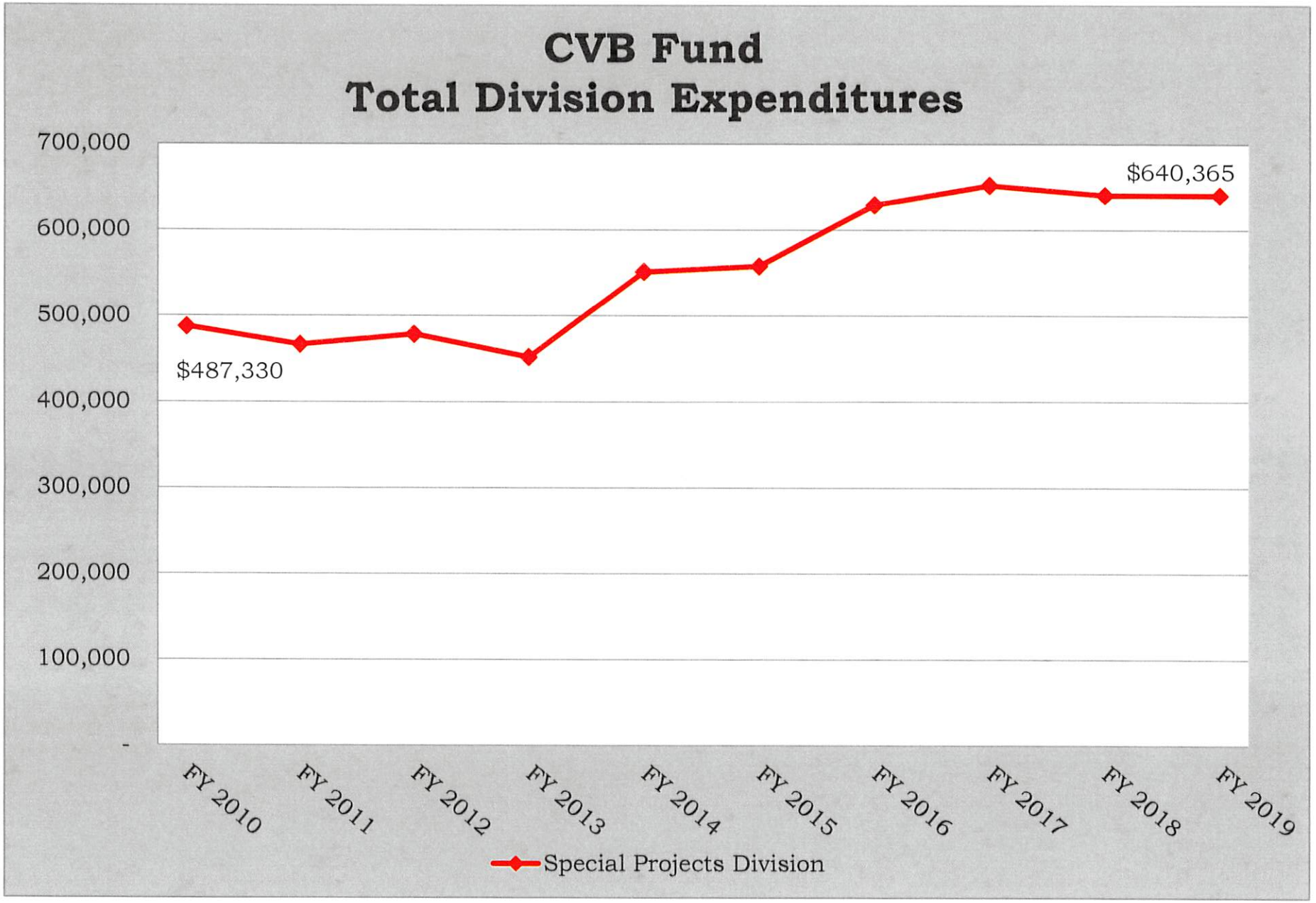
CVB Fund
Total Division Expenditures
700,000
600,000
500,000
400,000
300,000
200,000
100,000
-
$487,330
$640,365
FY 2010
FY 2011
FY 2012
FY 2013
FY 2014
FY 2015
FY 2016
FY 2017
FY 2018
FY 2019
Special Projects Division

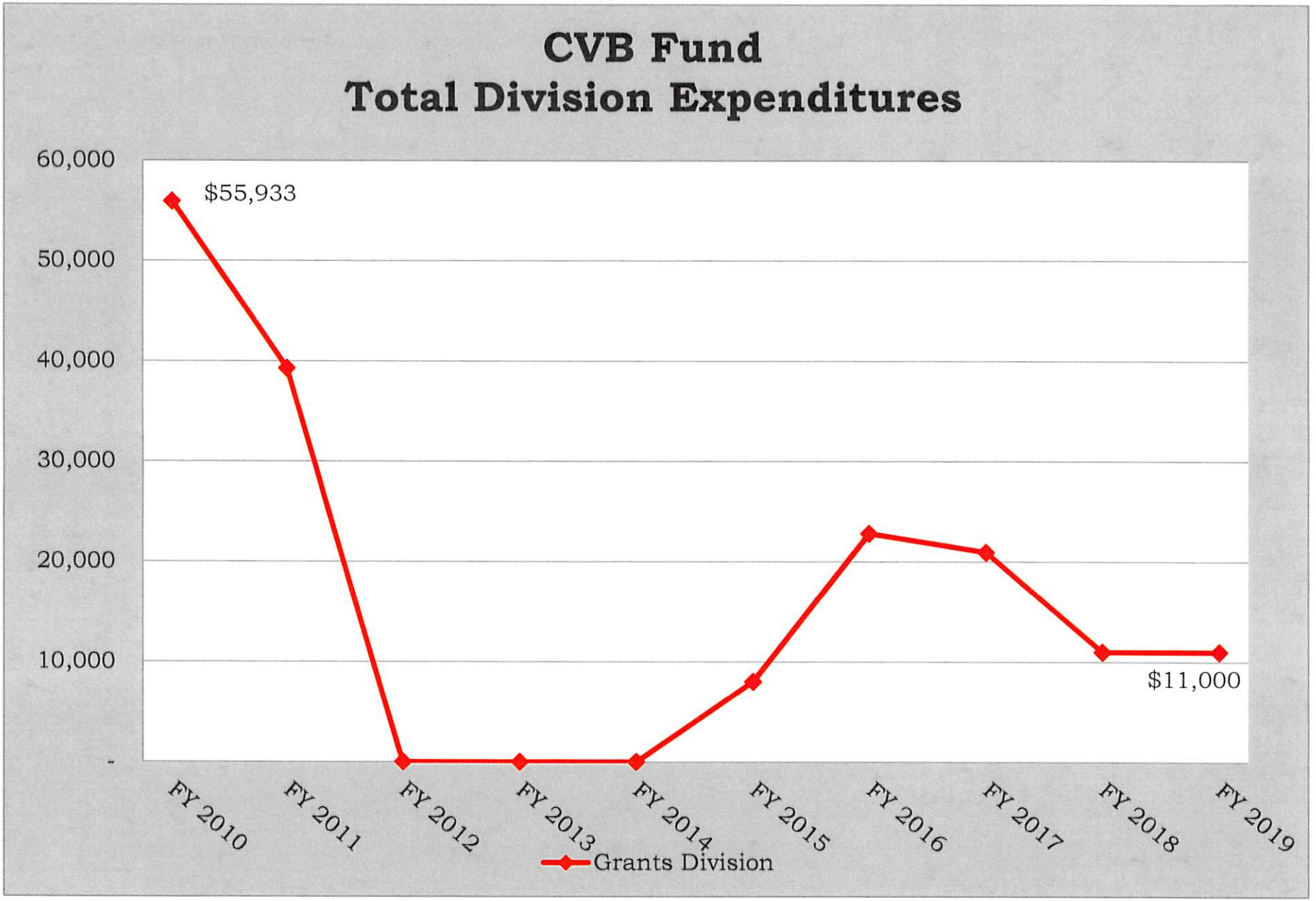
CVB Fund
Total Division Expenditures
60,000
50,000
40,000
30,000
20,000
10,000
-
$55,933
$11,000
FY 2010
FY 2011
FY 2012
FY 2013
FY 2014
FY 2015
FY 2016
FY 2017
FY 2018
FY 2019
Grants Division

Health & Welfare

Fund Balance Projection

	FY 2017 Actuals	FY 2018 Adjusted Budget	FY 2018 Estimated Actuals	FY 2019 Proposed Budget
REVENUES				
Taxes	$ 440,673	$ 439,700	$ 429,543	$ 430,700
Service Charges & User Fees	12,557	9,900	11,150	10,650
Charges & Assessments	98,140	93,800	96,650	106,550
Other Income & Donations	9,293	5,500	10,900	10,400
Federal Grants	415,539	274,484	266,693	265,163
State Grants	656,410	620,482	662,044	655,911
Local Grants	55,516	51,000	51,000	51,000
TOTAL REVENUES	**$ 1,688,128**	**$ 1,494,866**	**$ 1,527,980**	**$ 1,530,374**
EXPENDITURES				
Public Health Administration	$ 467,281	$ 368,419	$ 368,599	$ 389,418
WIC Services	601,117	610,347	604,686	624,159
Environmental Health	388,508	394,845	386,626	408,586
Medical Services	415,080	469,307	460,610	494,459
Animal Control	717,000	484,784	432,771	457,519
Public Health Preparedness	96,914	94,168	93,702	93,053
Federal Grants	27,334	-	-	-
TOTAL EXPENDITURES	**$ 2,713,234**	**$ 2,421,870**	**$ 2,346,994**	**$ 2,467,194**
EXCESS REVENUES OVER (UNDER) EXPENDITURES	**$ (1,025,106)**	**$ (927,004)**	**$ (819,014)**	**$ (936,820)**
OTHER FINANCING SOURCES (USES)				
Transfers In	$ 988,500	$ 988,500	$ 988,500	$ 1,020,000
Transfers Out	(63,309)	(65,897)	(65,897)	(60,384)
TOTAL OTHER FINANCING SOURCES (USES)	**$ 925,191**	**$ 922,603**	**$ 922,603**	**$ 959,616**
NET CHANGE IN FUND BALANCE	**$ (99,915)**	**$ (4,401)**	**$ 103,589**	**$ 22,796**
FUND BALANCE, BEGINNING OF YEAR	**$ 695,180**	**$ 595,265**	**$ 595,265**	**$ 698,854**
FUND BALANCE, END OF YEAR	**$ 595,265**	**$ 590,864**	**$ 698,854**	**$ 721,650**
FUND BALANCE SUMMARY:				
Reserved Fund Balance	$ -	$ -	$ -	$ -
Unrestricted Fund Balance	595,265	590,864	698,854	721,650
TOTAL FUND BALANCE SUMMARY	**$ 595,265**	**$ 590,864**	**$ 698,854**	**$ 721,650**

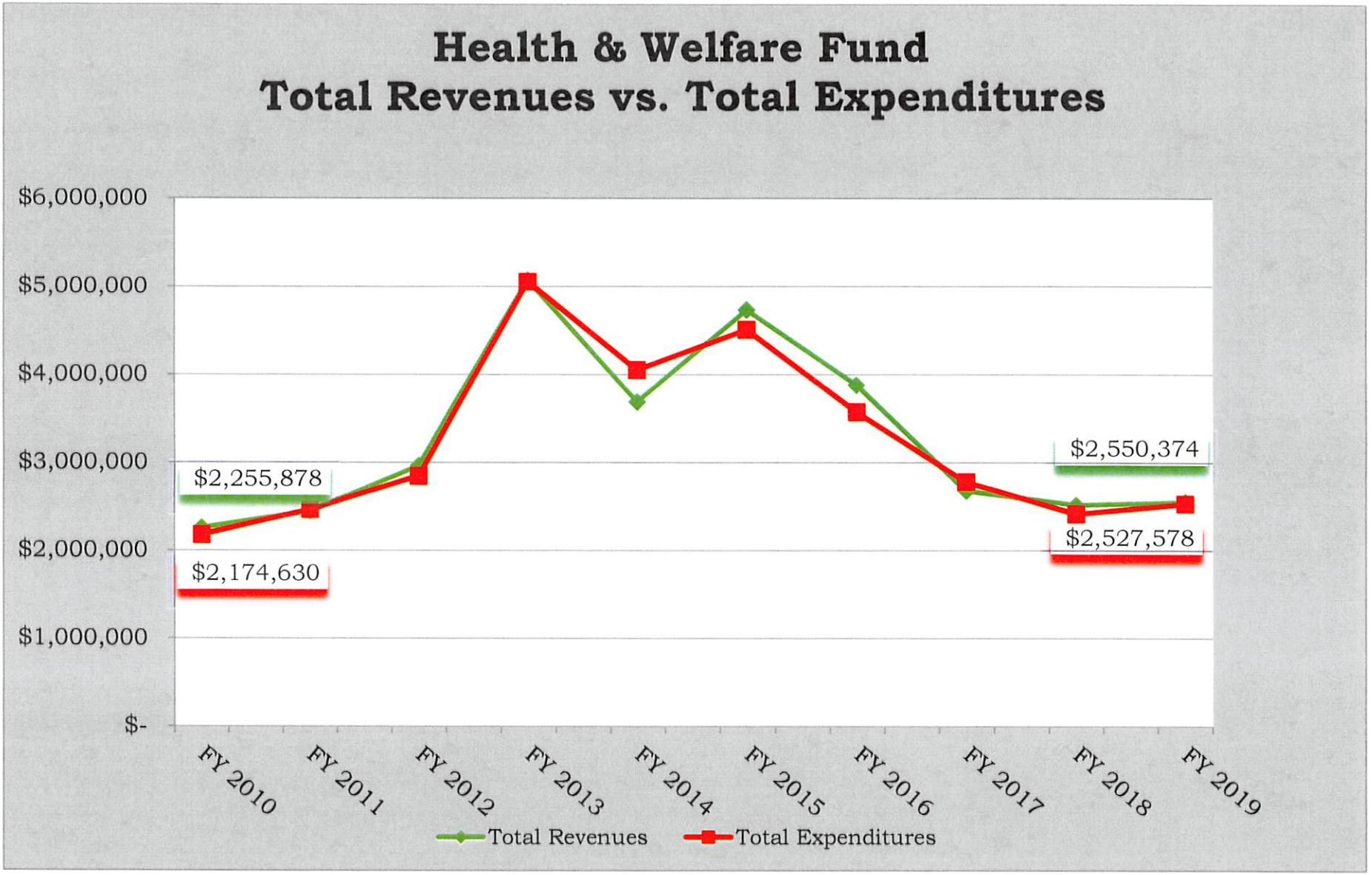
Health & Welfare Fund
Total Revenues vs. Total Expenditures
$6,000,000
$5,000,000
$4,000,000
$3,000,000
$2,000,000
$1,000,000
$-
$2,255,878
$2,174,630
$2,550,374
$2,527,578
FY 2010
FY 2011
FY 2012
FY 2013
FY 2014
FY 2015
FY 2016
FY 2017
FY 2018
FY 2019
Total Revenues
Total Expenditures

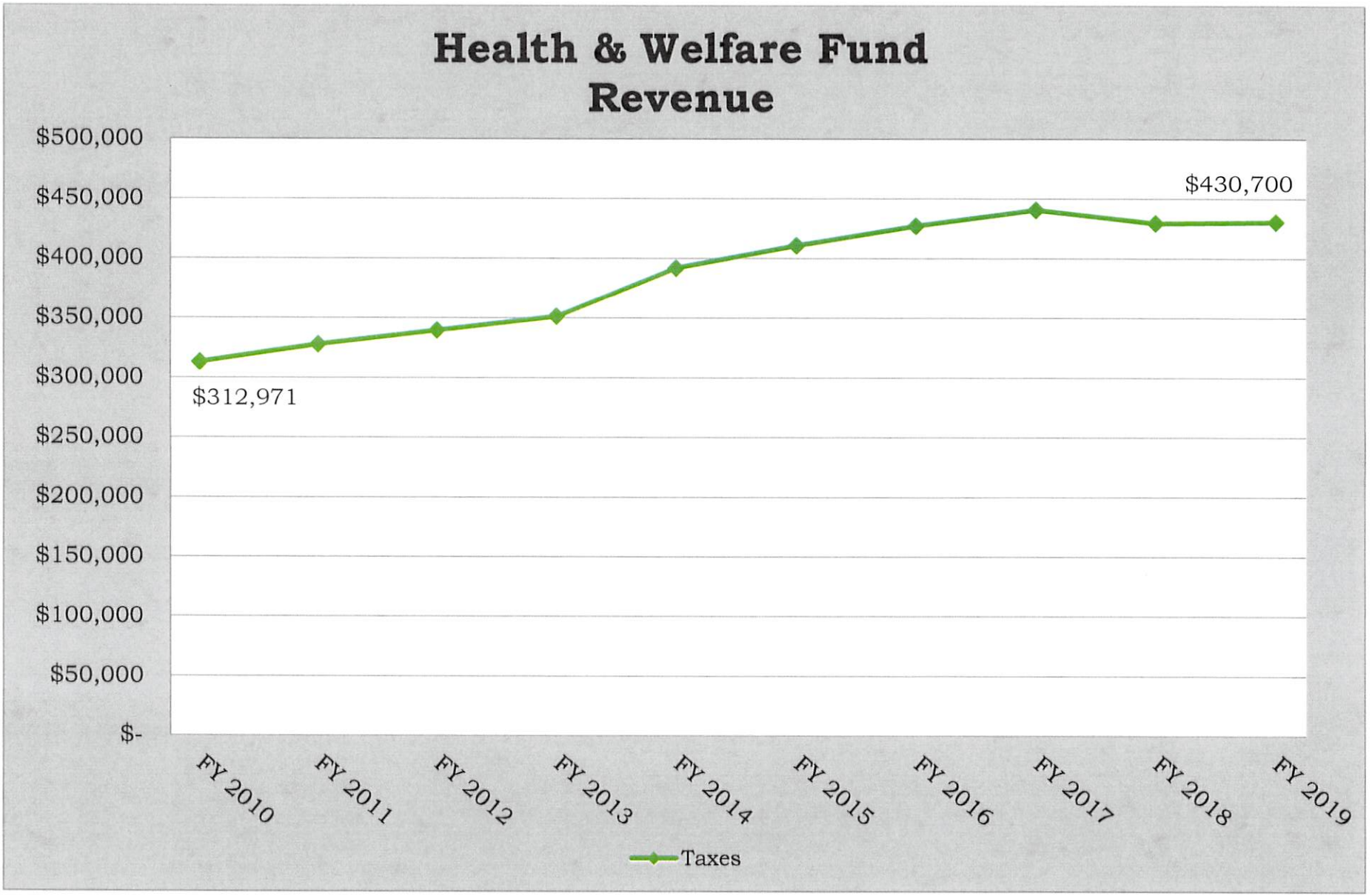
Health & Welfare Fund
Revenue
$500,000
$450,000
$400,000
$350,000
$300,000
$250,000
$200,000
$150,000
$100,000
$50,000
$-
$312,971
$430,700
FY 2010
FY 2011
FY 2012
FY 2013
FY 2014
FY 2015
FY 2016
FY 2017
FY 2018
FY 2019
Taxes

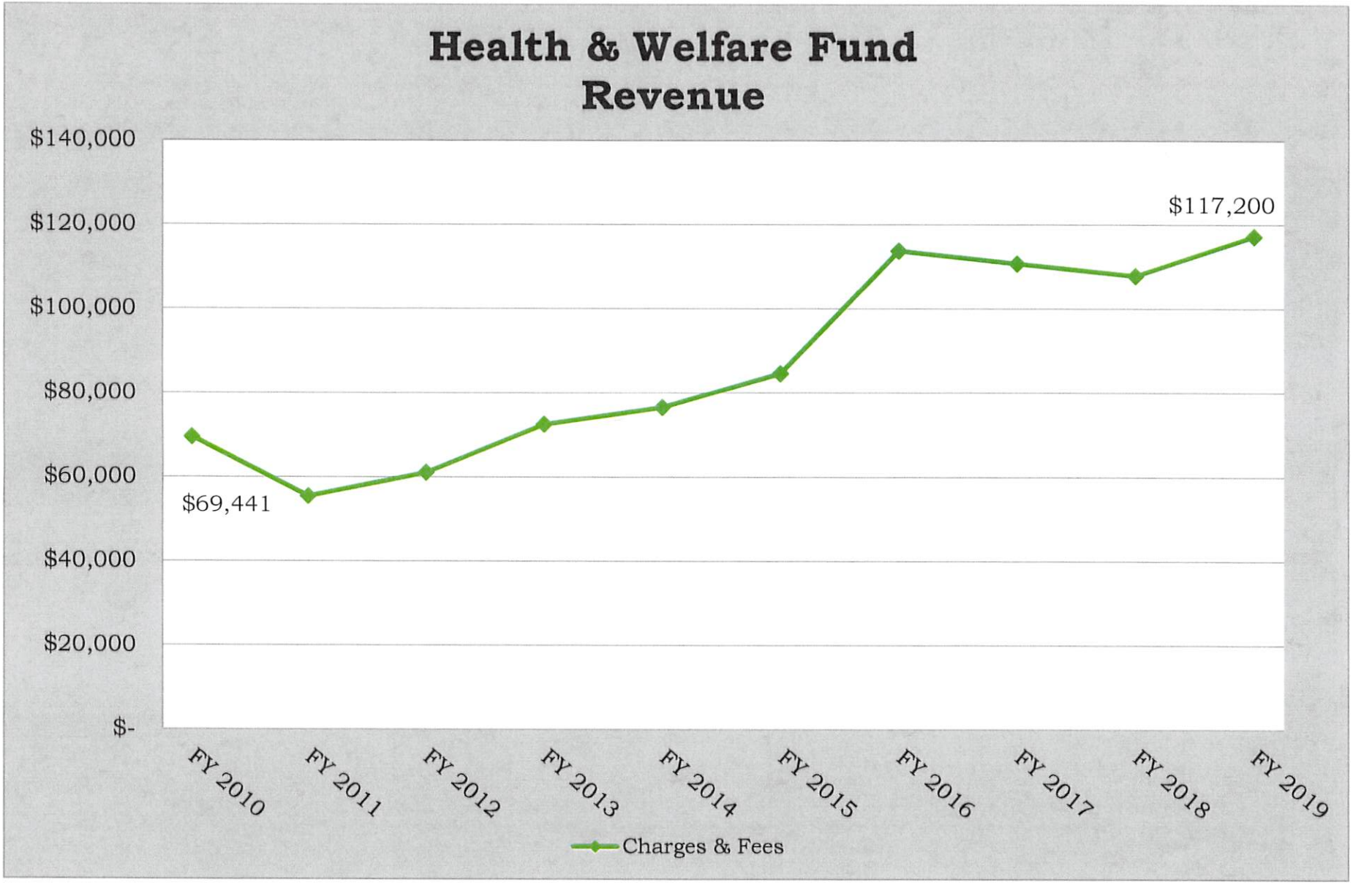
Health & Welfare Fund
Revenue
$140,000
$120,000
$100,000
$80,000
$60,000
$40,000
$20,000
$-
$69,441
$117,200
FY 2010
FY 2011
FY 2012
FY 2013
FY 2014
FY 2015
FY 2016
FY 2017
FY 2018
FY 2019
Charges & Fees

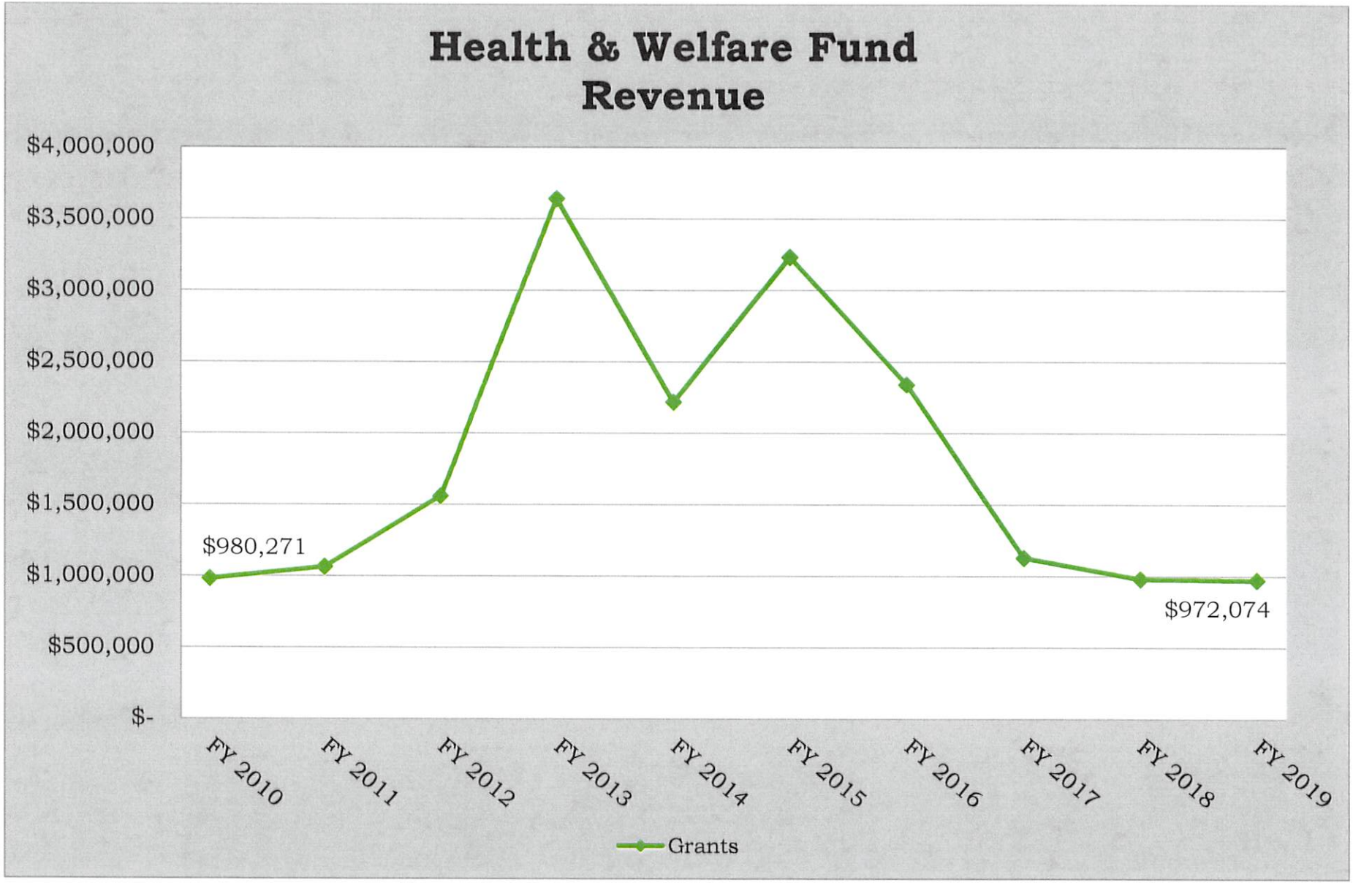
Health & Welfare Fund
Revenue
$4,000,000
$3,500,000
$3,000,000
$2,500,000
$2,000,000
$1,500,000
$1,000,000
$500,000
$-
$980,271
$972,074
FY 2010
FY 2011
FY 2012
FY 2013
FY 2014
FY 2015
FY 2016
FY 2017
FY 2018
FY 2019
Grants

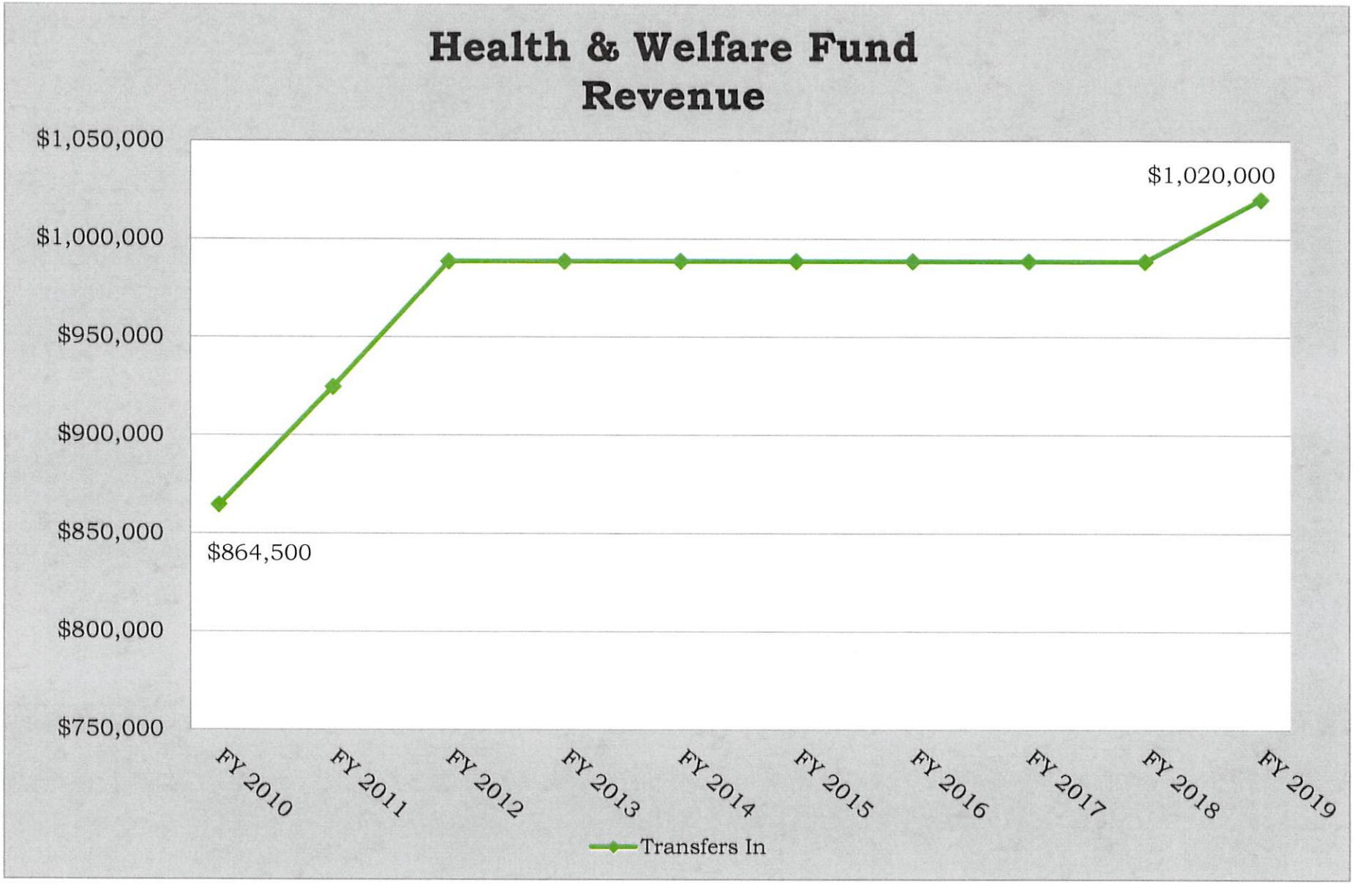
Health & Welfare Fund
Revenue
$1,050,000
$1,000,000
$950,000
$900,000
$850,000
$800,000
$750,000
$1,020,000
$864,500
FY 2010
FY 2011
FY 2012
FY 2013
FY 2014
FY 2015
FY 2016
FY 2017
FY 2018
FY 2019
Transfers In

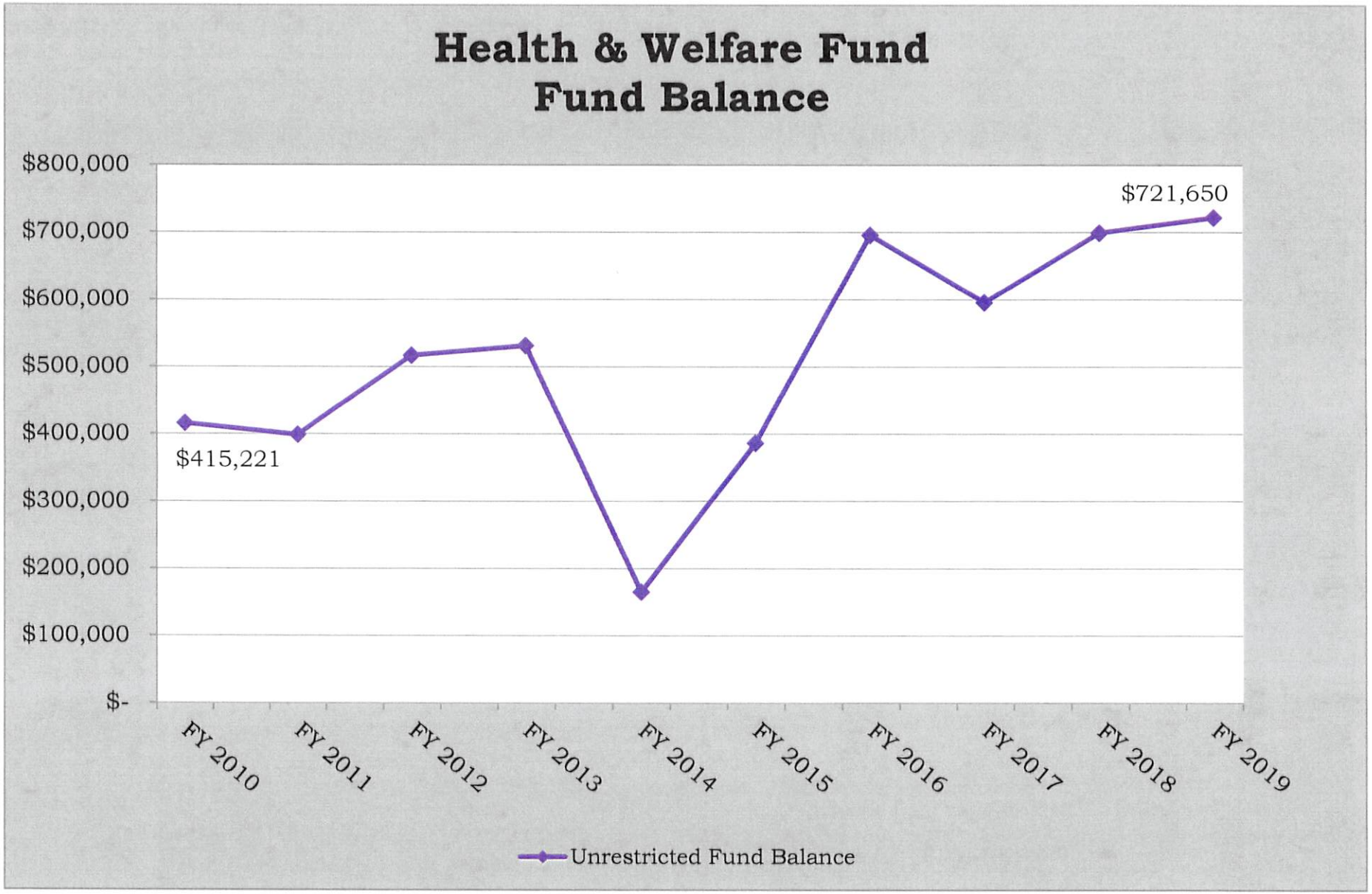
Health & Welfare Fund
Fund Balance
$800,000
$700,000
$600,000
$500,000
$400,000
$300,000
$200,000
$100,000
$-
$415,221
$721,650
FY 2010
FY 2011
FY 2012
FY 2013
FY 2014
FY 2015
FY 2016
FY 2017
FY 2018
FY 2019
Unrestricted Fund Balance

HEALTH FUND

FY 2019 BUDGET HIGHLIGHTS

Department Summary:

The Joplin Health Department provides a range of services aimed at the prevention of disease and the protection of the health of our residents. These services include: comprehensive animal control program activities; state or locally mandated safety and sanitation inspection programs of food, daycare, swimming pools, and hotel establishments; mosquito/rodent control services; communicable disease case investigation, control and treatment services; child, adult and overseas travel vaccination services; Women Infant Child (WIC) program administration for Jasper County; public health preparedness activities; and various other community health education and improvement functions. Administration, WIC Services, Environmental Health, Medical Services, Animal Control and Public Health Preparedness are the divisions in the health fund.

Performance Indicators:

Description	2008	2009	2010	2011	2012	2013	2014	2015	2016	2017
Animal Control Service Calls	5,728	5,582	5,572	4,863	5,696	4,982	4,679	4,757	4,803	5,057
Vaccinations Provided	4,827	3,925	5,544	5,220	2,601	2,609	2,617	2,524	2,714	2,826
Vital Records Provided	1,499	3,629	3,665	3,191	3,505	4,228	4,375	4,730	5,097	5,479

Notable Budget Items:

Operational Items:

- $2,500 Administration-In Promotional Materials-Ozone, Live Smart & Health Collaborative materials

- $3,250 Administration: In Building Repairs-Budgeted for specific repairs-medical counter HIPAA privacy screen and WIC counter hallway half door to secure area in the amount of $1,000 and professional carpet cleaning in basement in the amount of $750
- $2,700 Administration: In Prescription Drug Monitor-Fee for this service adopted by ordinance

- $10,500 Medical Services: In Vaccine Supplies-Additional vaccine supplies made available again
- $2,500 Medical Services: In Insurance Premiums-Liability insurance policy for outside physician

- $750 Animal Control: In Vehicle Repairs-Installation of Backup Camera on 3 animal control trucks
- $222,300 Animal Control: In Humane Society Services-Estimated increase in animal control fees

Capital Items:

- $7,000 Administration-Roof Hatch Door
- $2,550 Administration-Replacement Computer (3)

- $2,550 Environmental Health-Replacement Computer (3)

- $2,550 Medical Services-Replacement Computer (3)

- $24,850 Animal Control-Replacement ¾-Ton Cab & Chassis
- $850 Animal Control-Replacement Computer

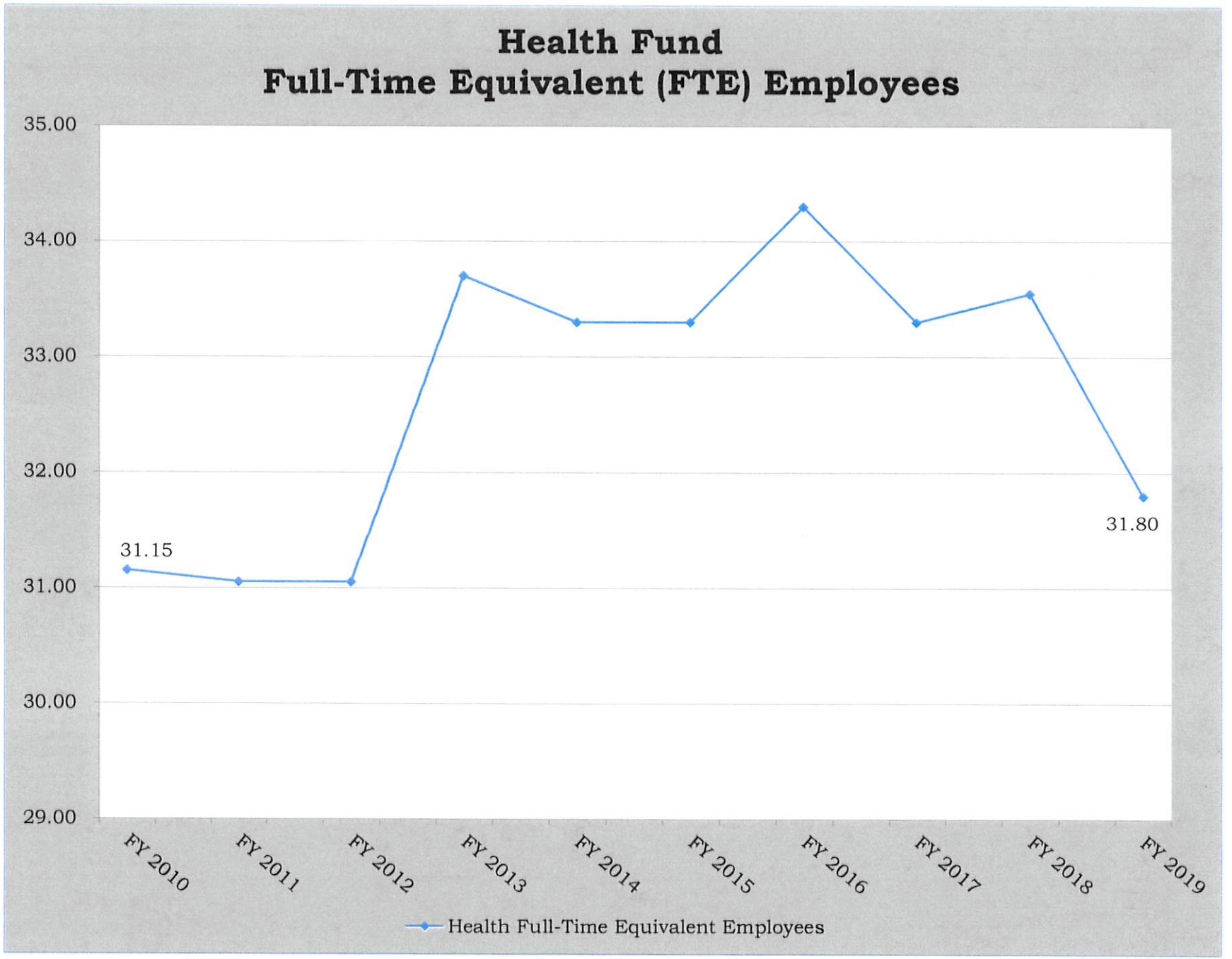
Health Fund
Full-Time Equivalent (FTE) Employees
35.00
34.00
33.00
32.00
31.00
30.00
29.00
31.15
31.80
FY 2010
FY 2011
FY 2012
FY 2013
FY 2014
FY 2015
FY 2016
FY 2017
FY 2018
FY 2019
Health Full-Time Equivalent Employees

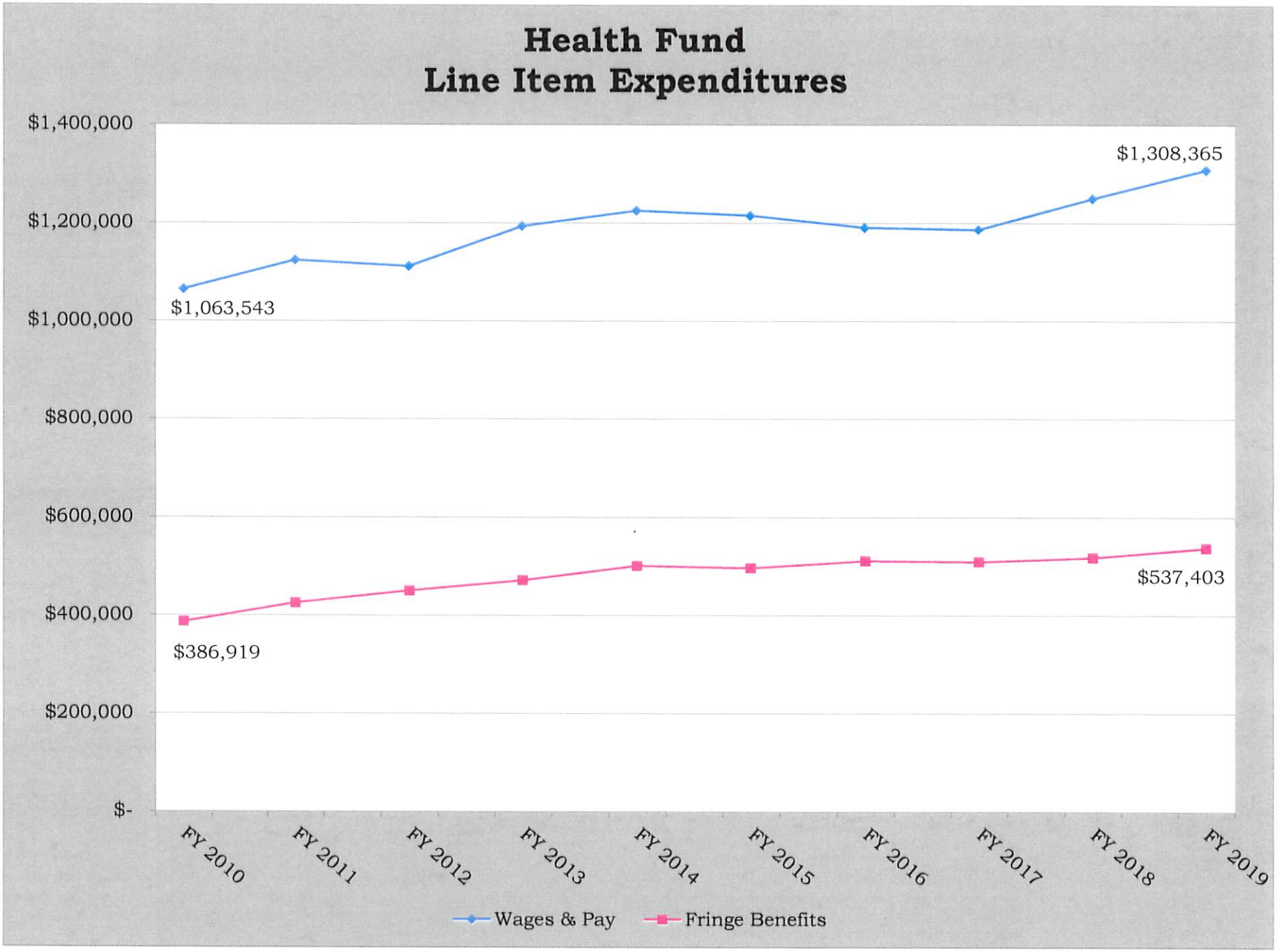
Health Fund
Line Item Expenditures
$1,400,000
$1,200,000
$1,000,000
$800,000
$600,000
$400,000
$200,000
$-
$1,308,365
$1,063,543
$537,403
$386,919
FY 2010
FY 2011
FY 2012
FY 2013
FY 2014
FY 2015
FY 2016
FY 2017
FY 2018
FY 2019
Wages & Pay
Fringe Benefits

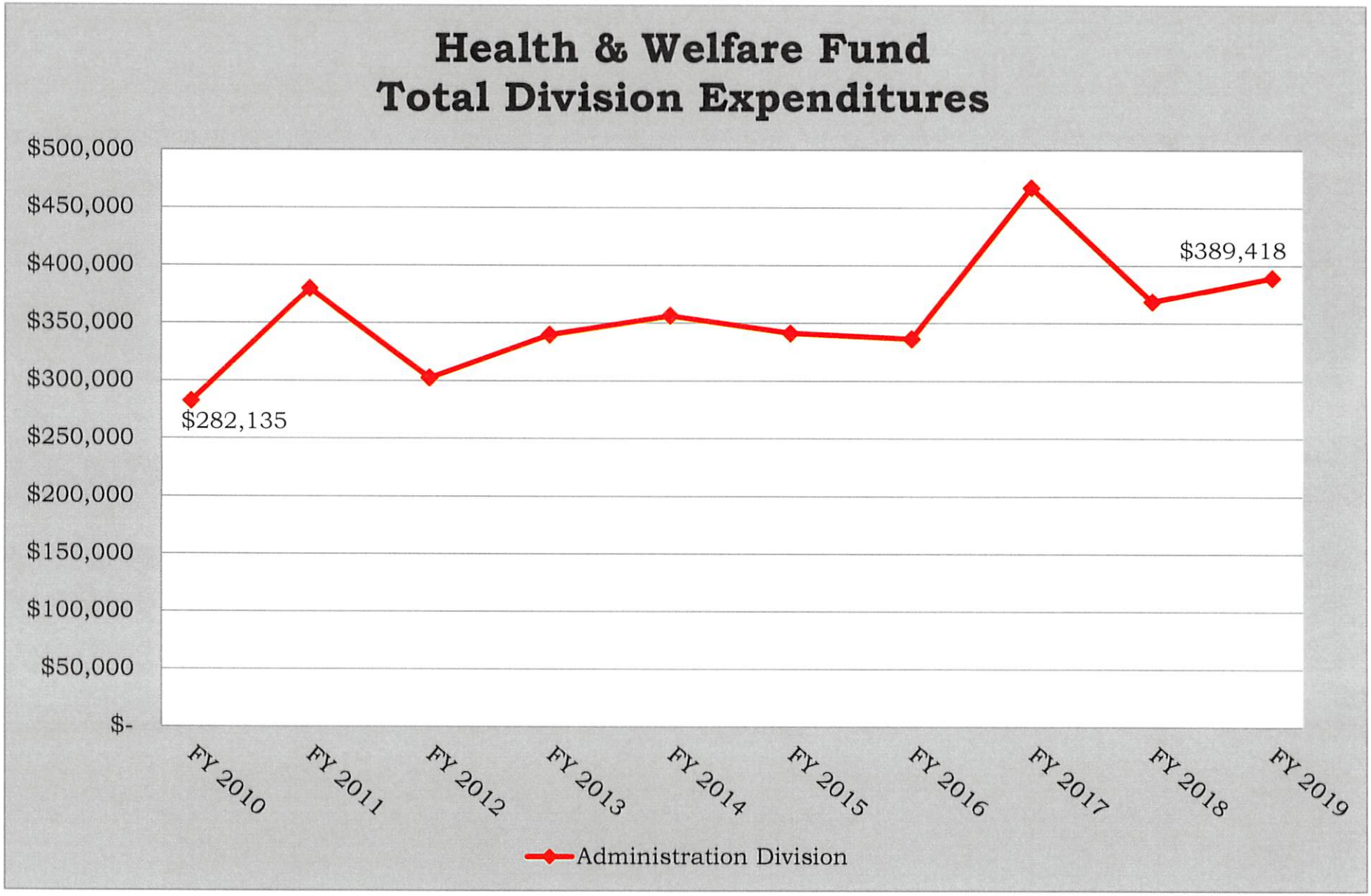
Health & Welfare Fund
Total Division Expenditures
$500,000
$450,000
$400,000
$350,000
$300,000
$250,000
$200,000
$150,000
$100,000
$50,000
$-
$282,135
$389,418
FY 2010
FY 2011
FY 2012
FY 2013
FY 2014
FY 2015
FY 2016
FY 2017
FY 2018
FY 2019
Administration Division

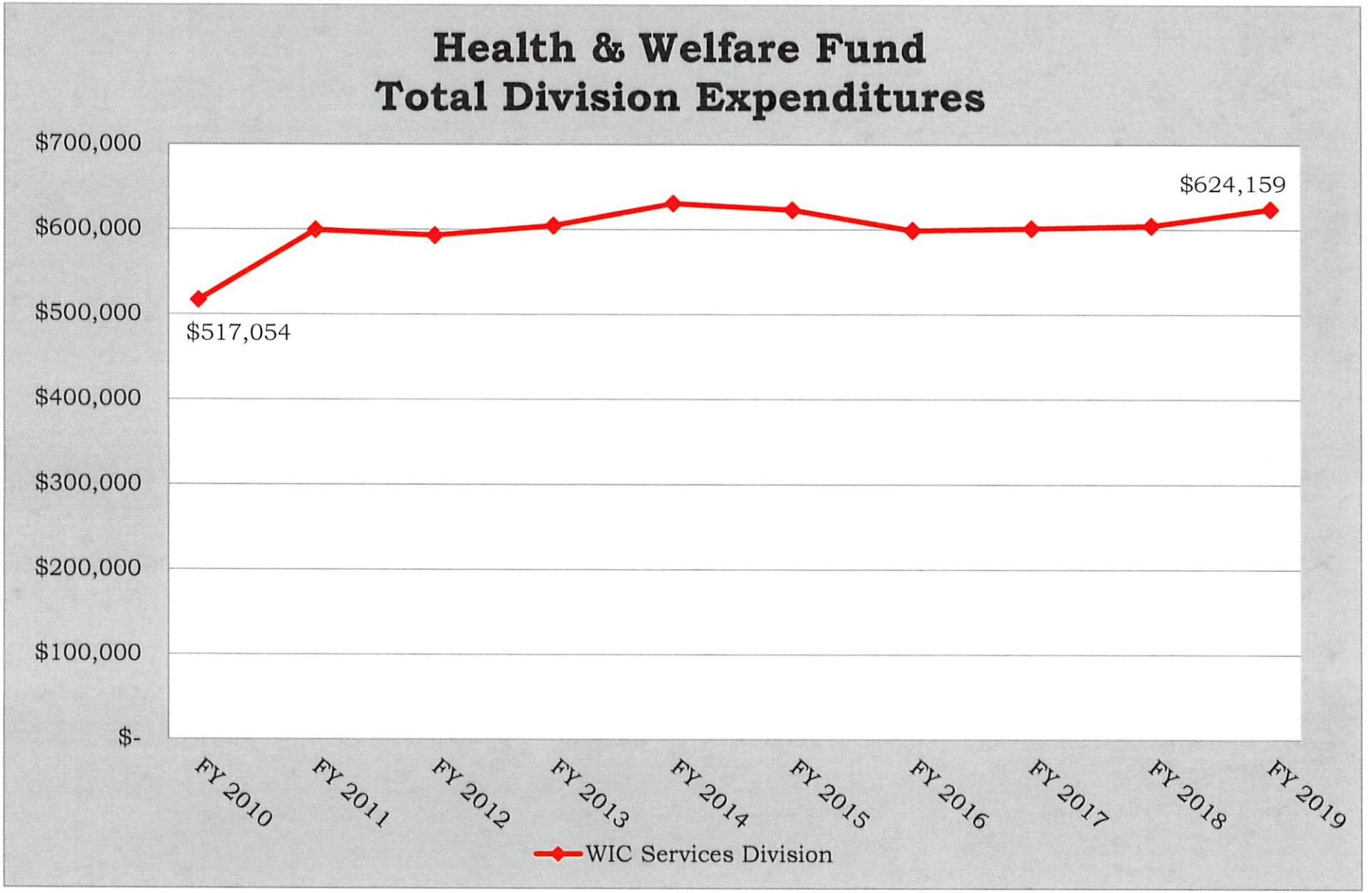
Health & Welfare Fund
Total Division Expenditures
$700,000
$600,000
$500,000
$400,000
$300,000
$200,000
$100,000
$-
$517,054
$624,159
FY 2010
FY 2011
FY 2012
FY 2013
FY 2014
FY 2015
FY 2016
FY 2017
FY 2018
FY 2019
WIC Services Division

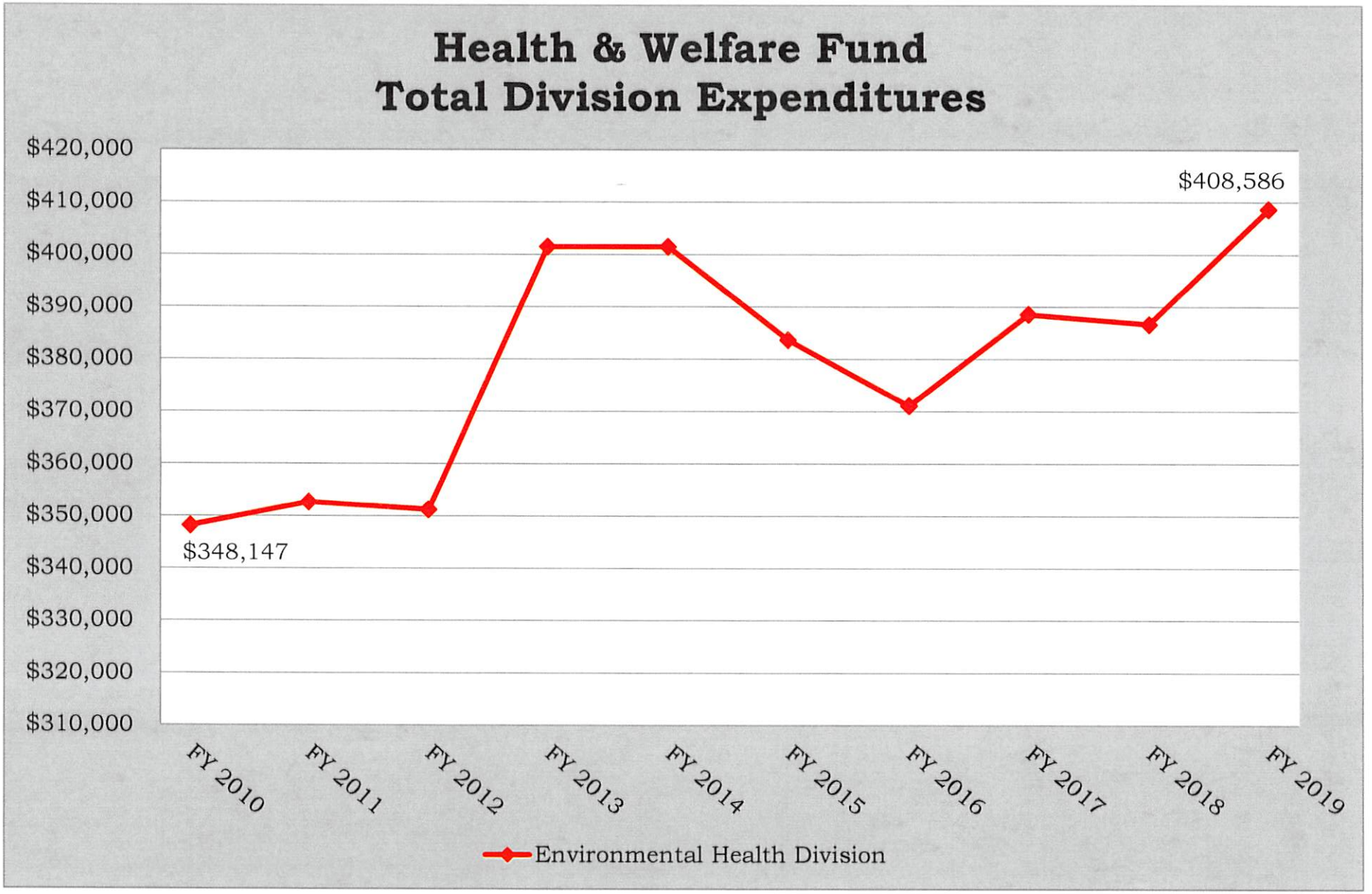
Health & Welfare Fund
Total Division Expenditures
$420,000
$410,000
$400,000
$390,000
$380,000
$370,000
$360,000
$350,000
$340,000
$330,000
$320,000
$310,000
$348,147
$408,586
FY 2010
FY 2011
FY 2012
FY 2013
FY 2014
FY 2015
FY 2016
FY 2017
FY 2018
FY 2019
Environmental Health Division

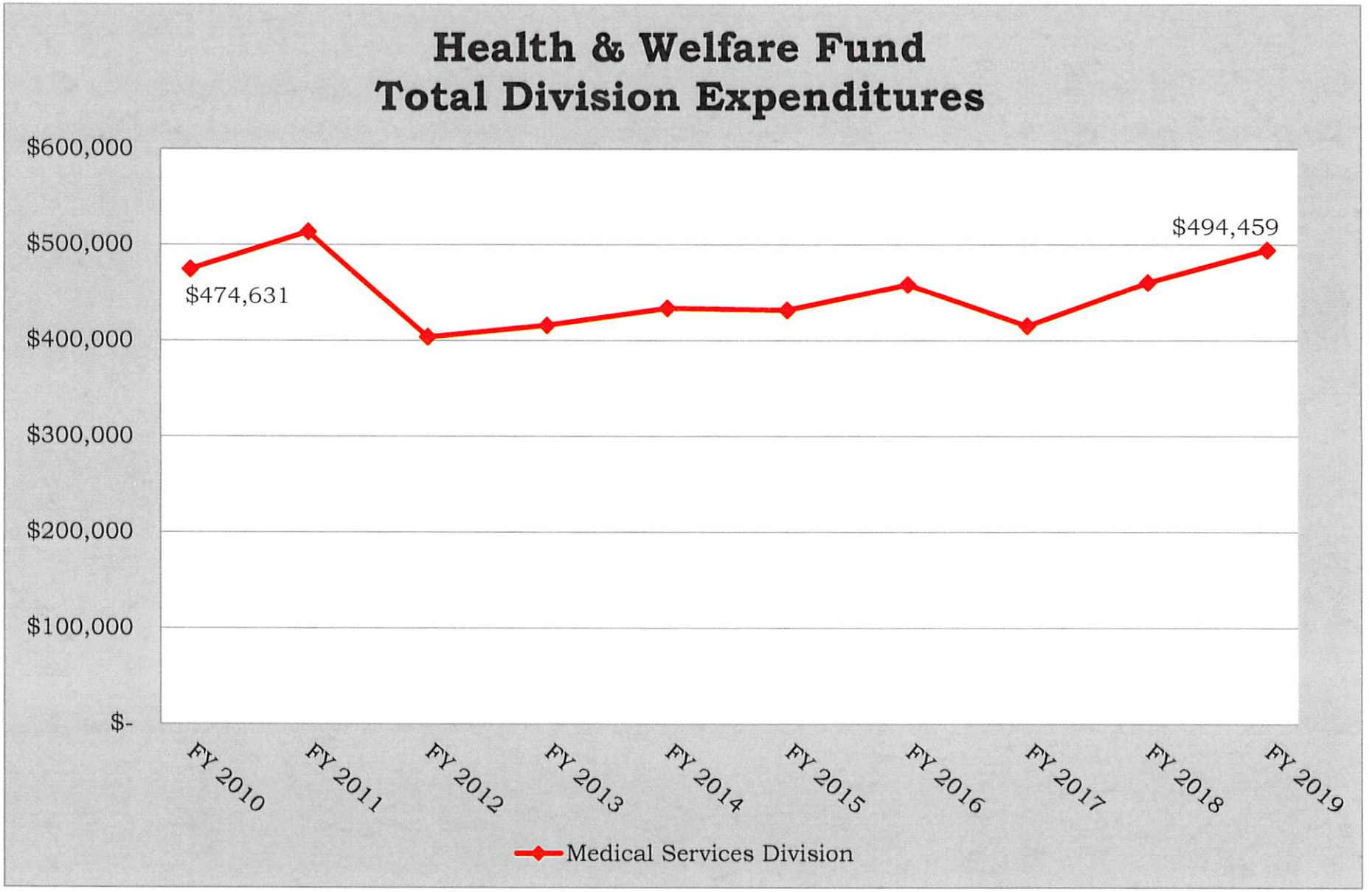
Health & Welfare Fund
Total Division Expenditures
$600,000
$500,000
$400,000
$300,000
$200,000
$100,000
$-
$474,631
$494,459
FY 2010
FY 2011
FY 2012
FY 2013
FY 2014
FY 2015
FY 2016
FY 2017
FY 2018
FY 2019
Medical Services Division

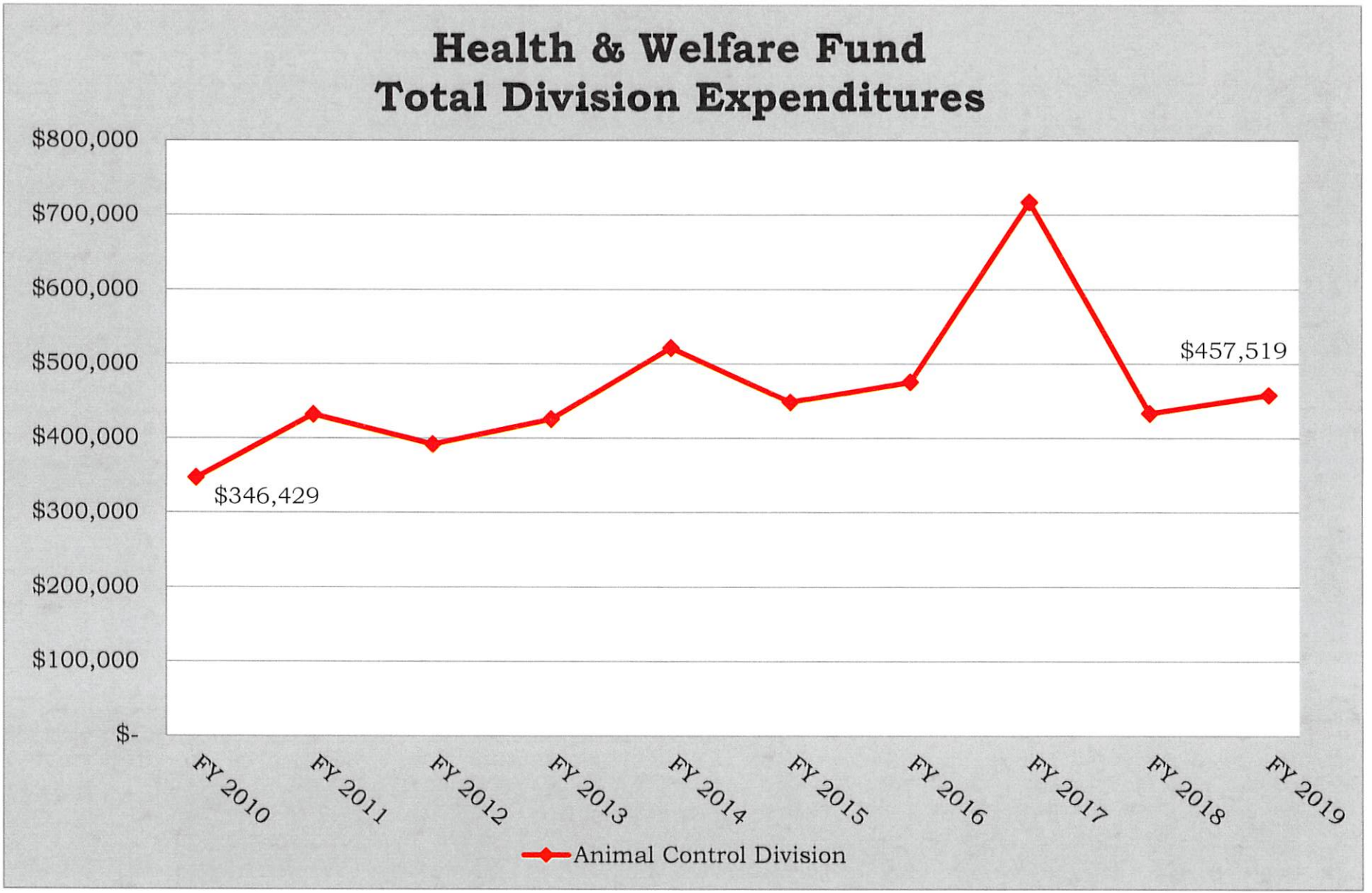
Health & Welfare Fund
Total Division Expenditures
$800,000
$700,000
$600,000
$500,000
$400,000
$300,000
$200,000
$100,000
$-
$346,429
$457,519
FY 2010
FY 2011
FY 2012
FY 2013
FY 2014
FY 2015
FY 2016
FY 2017
FY 2018
FY 2019
Animal Control Division

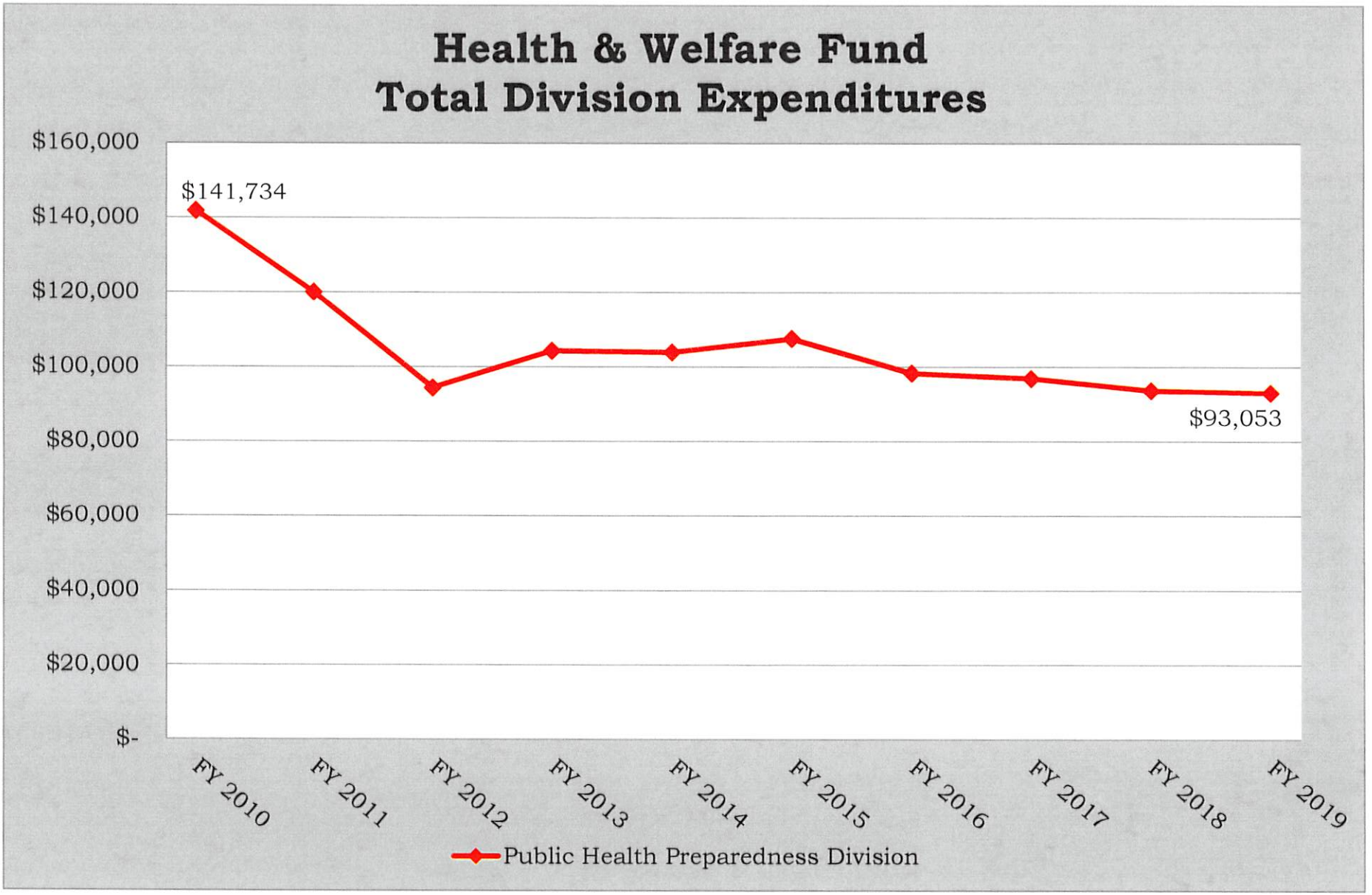
Health & Welfare Fund
Total Division Expenditures
$160,000
$140,000
$120,000
$100,000
$80,000
$60,000
$40,000
$20,000
$-
$141,734
$93,053
FY 2010
FY 2011
FY 2012
FY 2013
FY 2014
FY 2015
FY 2016
FY 2017
FY 2018
FY 2019
Public Health Preparedness Division

Parks & Recreation

Fund Balance Projection

	FY 2017 Actuals	FY 2018 Adjusted Budget	FY 2018 Estimated Actuals	FY 2019 Proposed Budget
REVENUES				
Taxes	$ 440,673	$ 439,700	$ 429,543	$ 430,700
Service Charges & User Fees	718,440	766,350	757,700	818,000
Other Income & Donations	43,151	3,250	10,200	22,700
Federal Grants	37,977	-	96,299	-
State Grants	-	-	-	-
Local Grants	-	-	-	-
TOTAL REVENUES	**$ 1,240,241**	**$ 1,209,300**	**$ 1,293,742**	**$ 1,271,400**
EXPENDITURES				
Administration	$ 229,913	$ 225,330	$ 228,224	$ 238,879
Pools	578,217	523,329	529,677	539,225
Recreation Programs	281,172	284,604	288,484	286,903
Senior Adult Services	35,904	35,688	41,388	43,772
Memorial Hall Operations	235,183	238,461	170,439	189,202
Museum Operations	230,374	222,331	219,331	219,331
Athletic Complex	697,473	623,078	605,648	645,323
Stadium Maintenance	299,275	271,560	265,937	173,180
Parks & Public Grounds	1,232,547	1,034,259	979,780	1,133,434
Federal Grants	-	-	-	-
State Grants	-	-	-	-
TOTAL EXPENDITURES	**$ 3,820,058**	**$ 3,458,640**	**$ 3,328,908**	**$ 3,469,249**
EXCESS REVENUES OVER (UNDER) EXPENDITURES	**$ (2,579,817)**	**$ (2,249,340)**	**$ (2,035,166)**	**$ (2,197,849)**
OTHER FINANCING SOURCES (USES)				
Transfers In	$ 2,594,300	$ 2,396,500	$ 2,296,500	$ 2,346,500
Transfers Out	(138,281)	(146,318)	(146,318)	(125,684)
TOTAL OTHER FINANCING SOURCES (USES)	**$ 2,456,019**	**$ 2,250,182**	**$ 2,150,182**	**$ 2,220,816**
NET CHANGE IN FUND BALANCE	**$ (123,798)**	**$ 842**	**$ 115,016**	**$ 22,967**
FUND BALANCE, BEGINNING OF YEAR	**$ 131,420**	**$ 7,622**	**$ 7,622**	**$ 122,638**
FUND BALANCE, END OF YEAR	**$ 7,622**	**$ 8,464**	**$ 122,638**	**$ 145,605**
FUND BALANCE SUMMARY:				
Reserved Fund Balance	$ -	$ -	$ -	$ -
Unrestricted Fund Balance	7,622	8,464	122,638	145,605
TOTAL FUND BALANCE SUMMARY	**$ 7,622**	**$ 8,464**	**$ 122,638**	**$ 145,605**

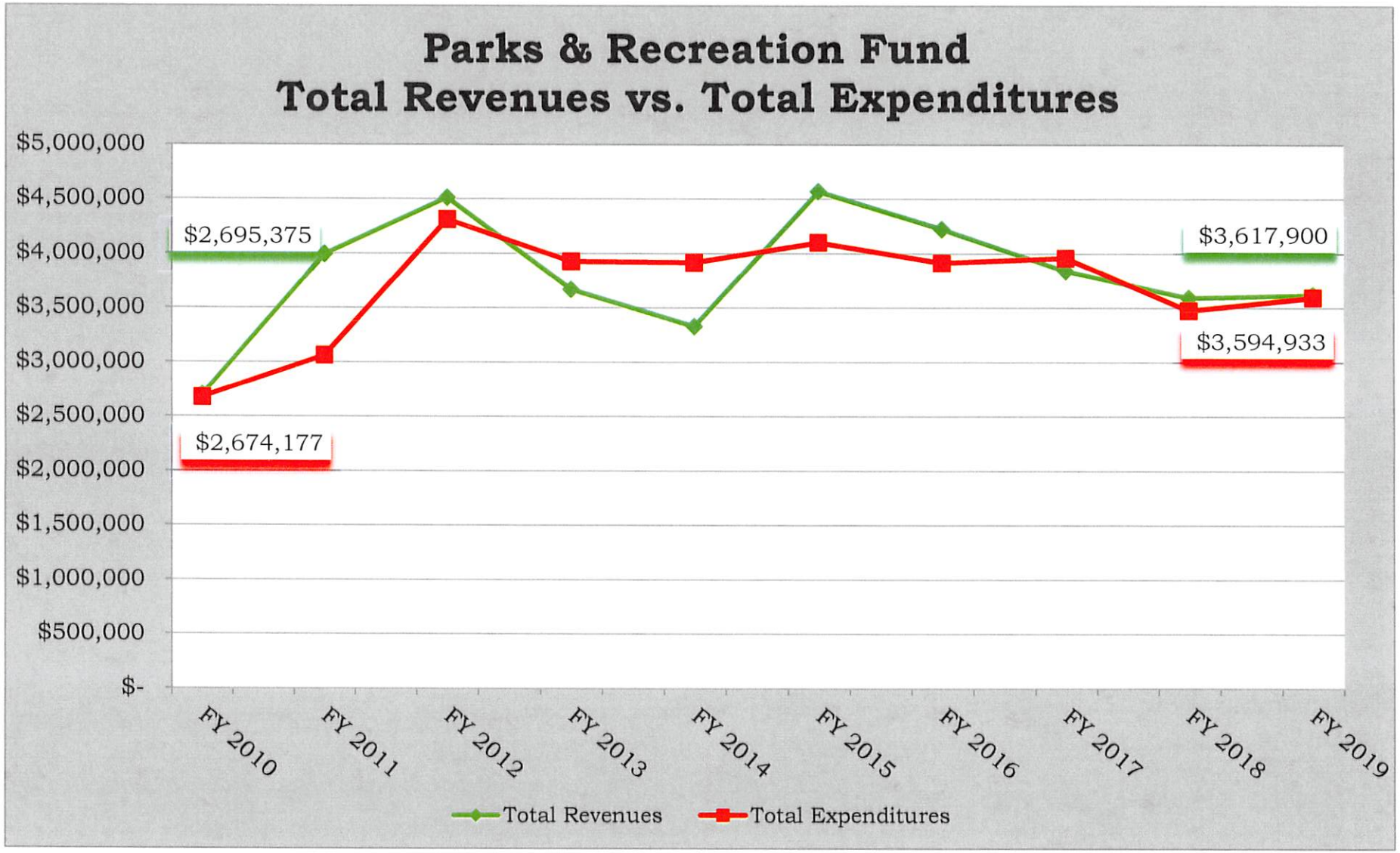
Parks & Recreation Fund
Total Revenues vs. Total Expenditures
$5,000,000
$4,500,000
$4,000,000
$3,500,000
$3,000,000
$2,500,000
$2,000,000
$1,500,000
$1,000,000
$500,000
$-
$2,695,375
$3,617,900
$3,594,933
$2,674,177
FY 2010
FY 2011
FY 2012
FY 2013
FY 2014
FY 2015
FY 2016
FY 2017
FY 2018
FY 2019
Total Revenues
Total Expenditures

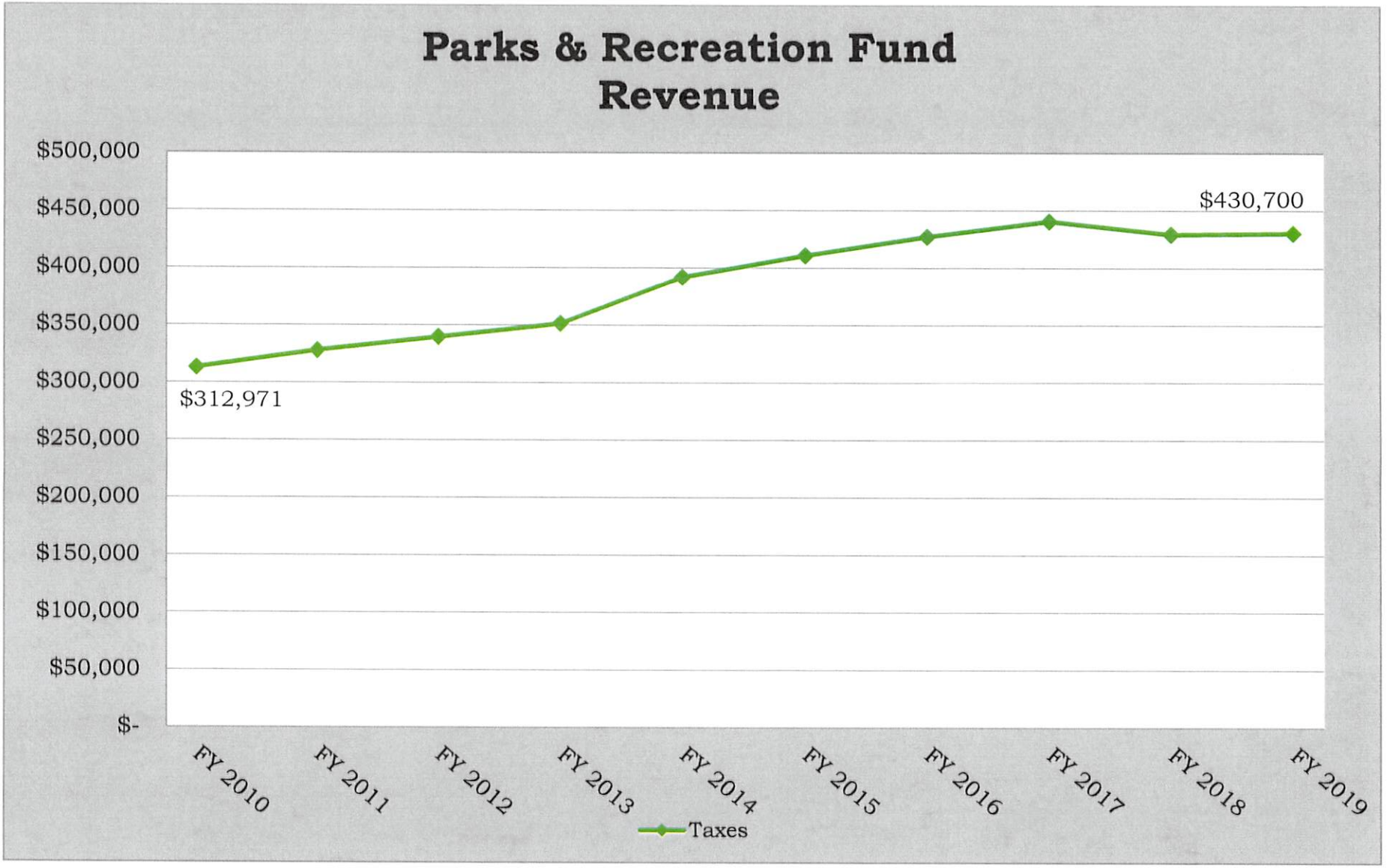
Parks & Recreation Fund
Revenue
$500,000
$450,000
$400,000
$350,000
$300,000
$250,000
$200,000
$150,000
$100,000
$50,000
$-
$312,971
$430,700
FY 2010
FY 2011
FY 2012
FY 2013
FY 2014
FY 2015
FY 2016
FY 2017
FY 2018
FY 2019
Taxes

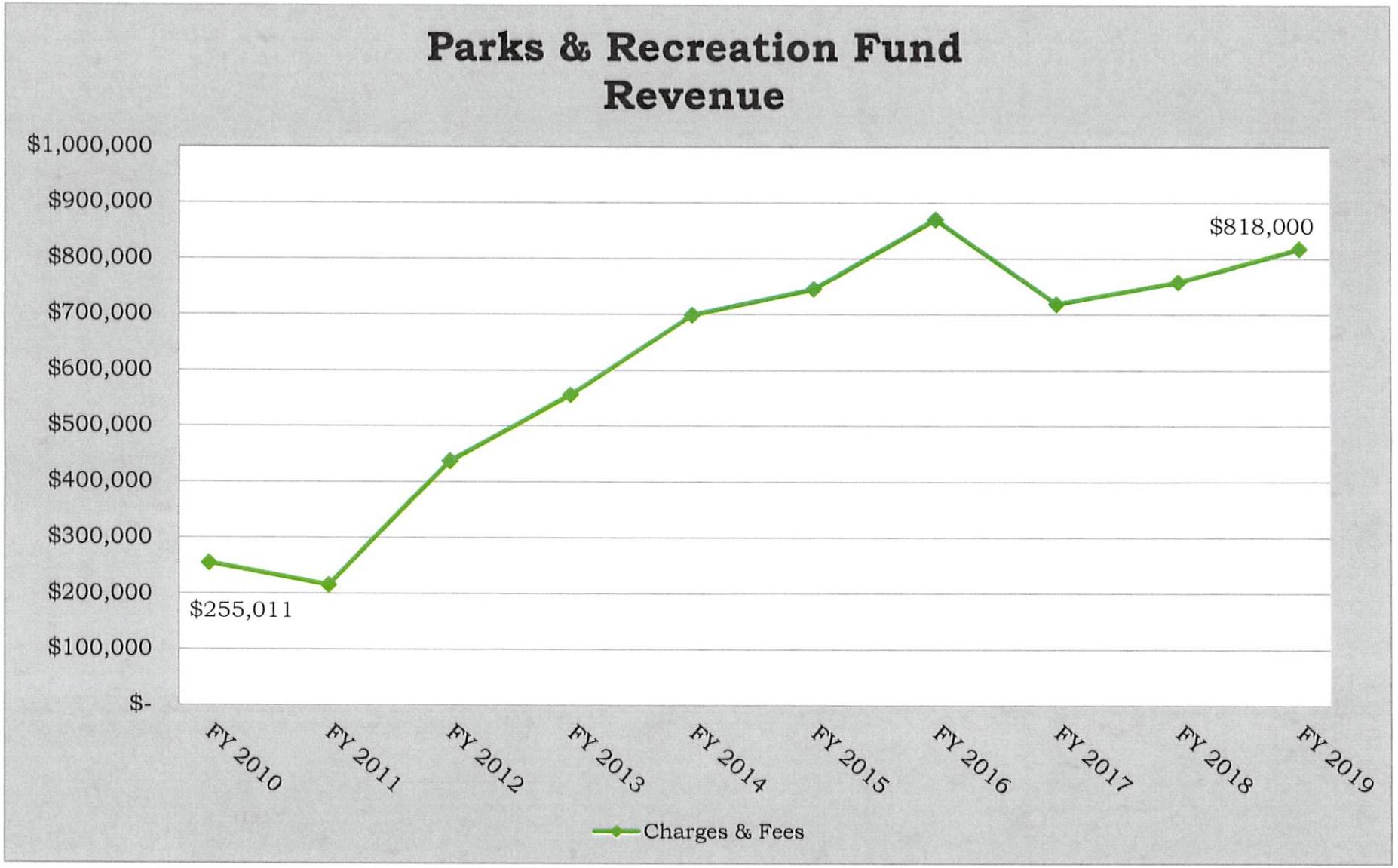
Parks & Recreation Fund
Revenue
$1,000,000
$900,000
$800,000
$700,000
$600,000
$500,000
$400,000
$300,000
$200,000
$100,000
$-
$818,000
$255,011
FY 2010
FY 2011
FY 2012
FY 2013
FY 2014
FY 2015
FY 2016
FY 2017
FY 2018
FY 2019
Charges & Fees


Parks & Recreation Fund
Revenue
$3,500,000
$3,000,000
$2,500,000
$2,000,000
$1,500,000
$1,000,000
$500,000
$-
$2,116,500
$2,346,500
FY 2010
FY 2011
FY 2012
FY 2013
FY 2014
FY 2015
FY 2016
FY 2017
FY 2018
FY 2019
Transfers In

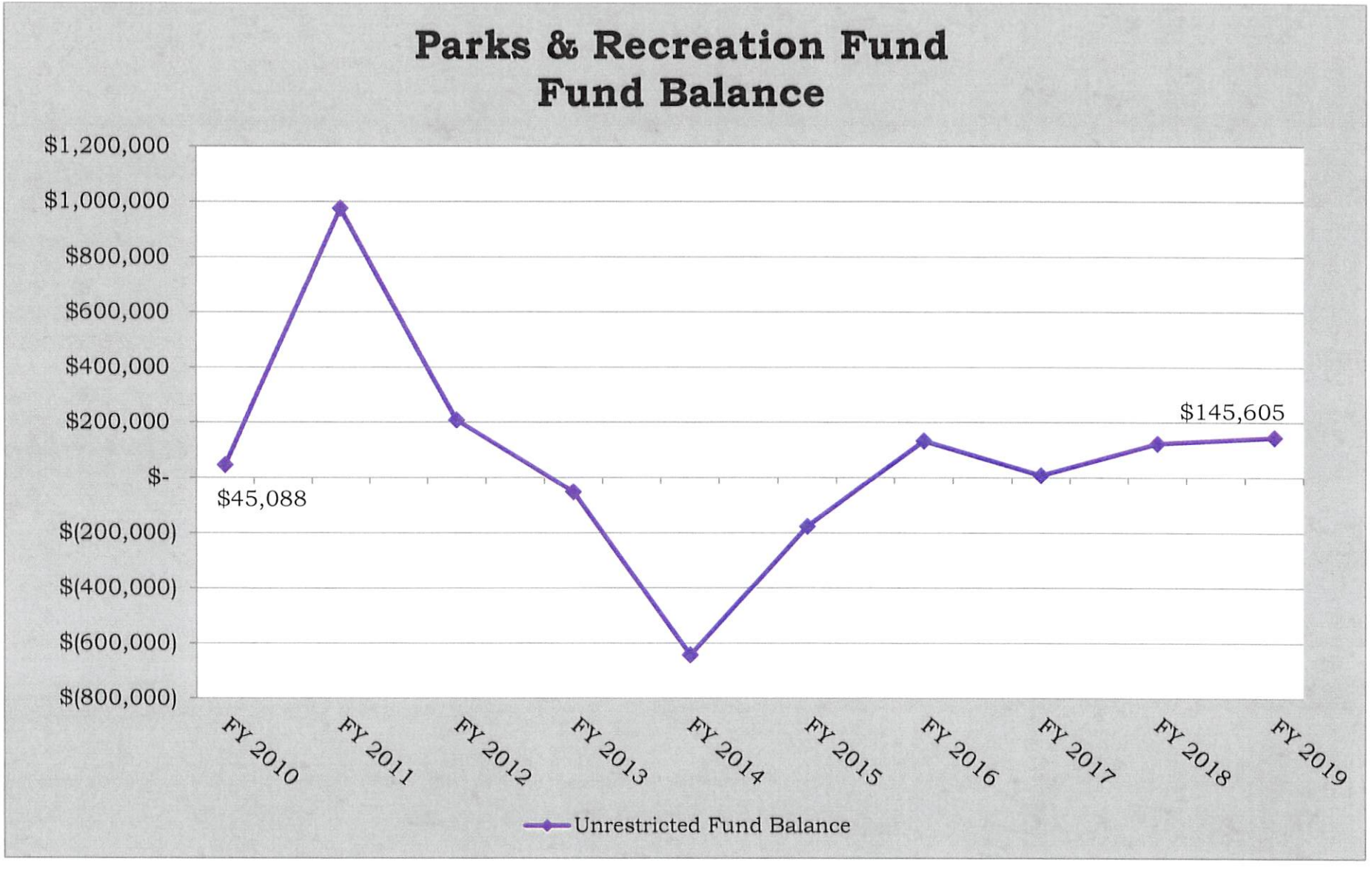
Parks & Recreation Fund
Fund Balance
$1,200,000
$1,000,000
$800,000
$600,000
$400,000
$200,000
$-
$(200,000)
$(400,000)
$(600,000)
$(800,000)
$45,088
$145,605
FY 2010
FY 2011
FY 2012
FY 2013
FY 2014
FY 2015
FY 2016
FY 2017
FY 2018
FY 2019
Unrestricted Fund Balance

PARKS FUND

FY 2019 BUDGET HIGHLIGHTS

Department Summary:

The Joplin Parks and Recreation Department is responsible for the City's recreational programs, as well as maintenance of nineteen (19) city-owned parks and greenways. The City currently has 1,070 acres of city-owned parks. The Joplin Parks system also includes one community center, one amphitheater, one museum, one senior center, three (3) swimming pools, one athletic complex, one skate park and sixteen (16) tennis courts in the parks fund. Administration, Pools, Recreation Programs, Senior Adult Services, Memorial Hall Operations, Museum Operations, Athletic Complex, Stadium Maintenance, and Parks & Public Grounds are the divisions in the parks fund.

Performance Indicators:

Description	2008	2009	2010	2011	2012	2013	2014	2015	2016	2017
Park Shelter Rentals	581	558	412	352	578	511	551	650	630	600
Admissions to City pool facilities	37,788	37,028	37,936	25,419	42,462	47,952	45,244	64,566	67,140	62,666

Notable Budget Items:

Operational Items:

- ($92,757) Stadium Maintenance-Reduction in overall budget to reflect the usage of Joe Becker Stadium based on the new baseball contract

Capital Items:

- $4,000 Pools-Backup Chemical/Acid/Chlorine Pump (4)

- $5,000 Pools-Replacement Lifeguard Chair (5)
- $5,000 Pools-Replacement Canopy (3) – Ewert
- $3,400 Pools-Replacement Computer (4)

- $2,000 Recreation Programs-Transfer Minivan from CVB

- $6,000 Memorial Hall-Replacement Commercial Floor Scrubber
- $2,000 Memorial Hall-Replacement Commercial 3' Vacuum

- $9,500 Athletic Complex-Jersey Blocks
- $14,000 Athletic Complex-Backup Stadium Mound
- $2,750 Athletic Complex-Trash Can (6)
- $3,200 Athletic Complex-Field Armor Pitching Panel (4) – Softball Field
- $5,000 Athletic Complex-Redesign & Build Front Desk Counter
- $4,250 Athletic Complex-Replacement Computer (5)

- $23,500 Grounds-Replacement ½-Ton Truck
- $27,500 Grounds-Replacement ½-Ton 4x4 Truck
- $35,200 Grounds-Replacement Dump Truck & Replace Bed–Transfer from Streets
- $59,000 Grounds-Replacement Tractor Mower
- $52,750 Grounds-Replacement Skid steer
- $16,000 Grounds-Replacement Tractor with Zero-Turn Mower
- $850 Grounds-Replacement Computer
- $5,500 Grounds-Replacement Shelter Roof-Landreth Park

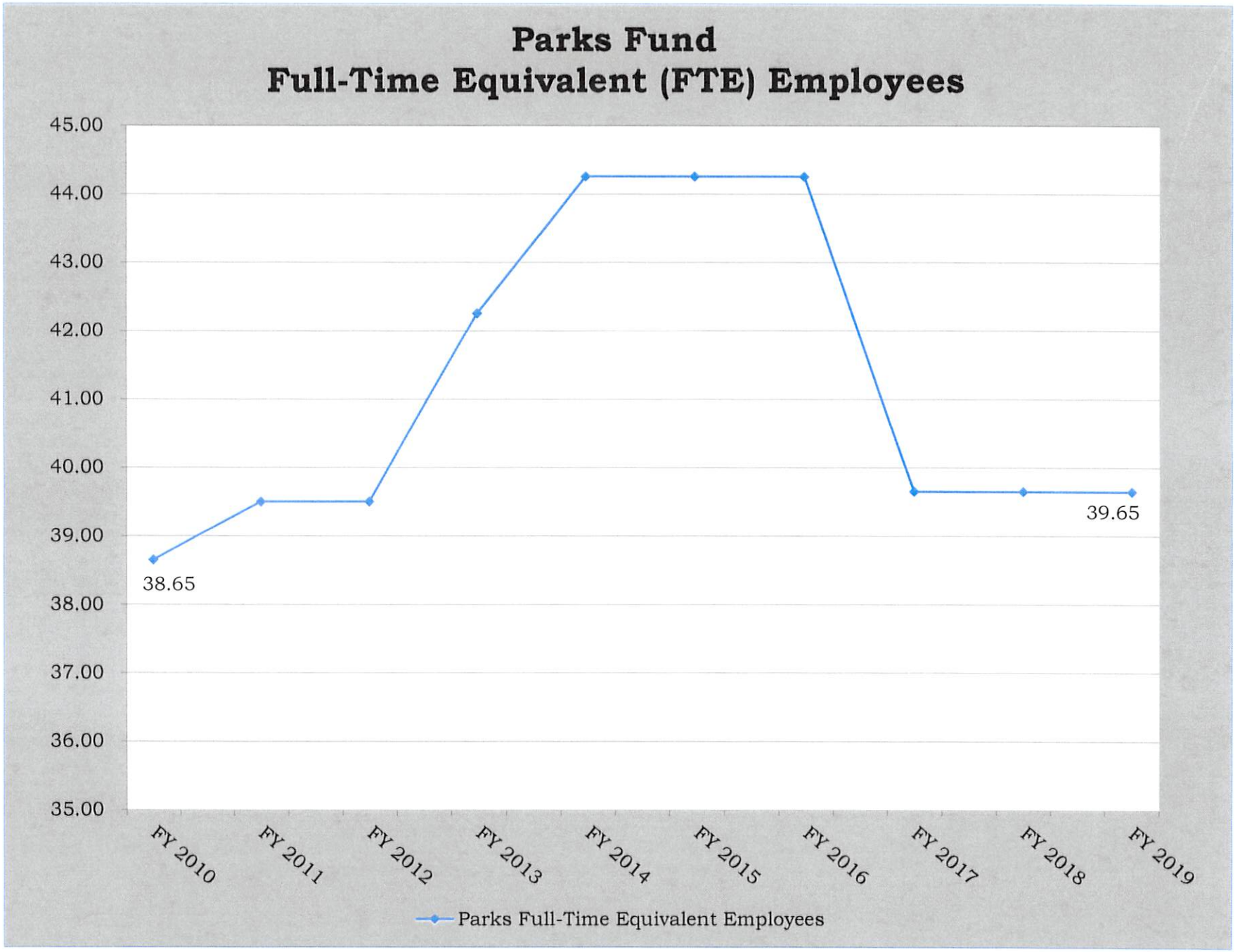
Parks Fund
Full-Time Equivalent (FTE) Employees
45.00
44.00
43.00
42.00
41.00
40.00
39.00
38.00
37.00
36.00
35.00
38.65
39.65
FY 2010
FY 2011
FY 2012
FY 2013
FY 2014
FY 2015
FY 2016
FY 2017
FY 2018
FY 2019
Parks Full-Time Equivalent Employees

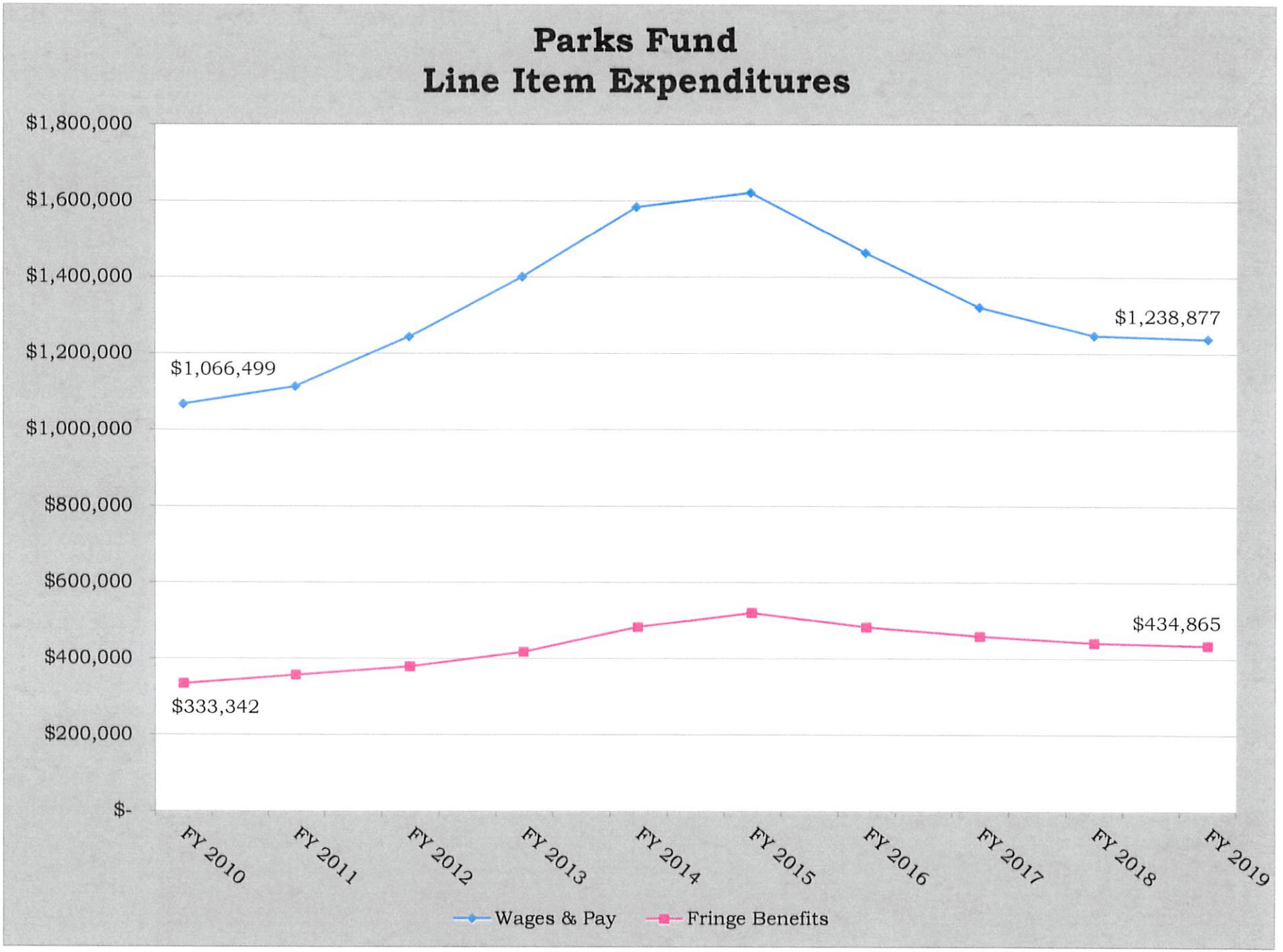
Parks Fund
Line Item Expenditures
$1,800,000
$1,600,000
$1,400,000
$1,200,000
$1,000,000
$800,000
$600,000
$400,000
$200,000
$-
$1,066,499
$1,238,877
$333,342
$434,865
FY 2010
FY 2011
FY 2012
FY 2013
FY 2014
FY 2015
FY 2016
FY 2017
FY 2018
FY 2019
Wages & Pay
Fringe Benefits

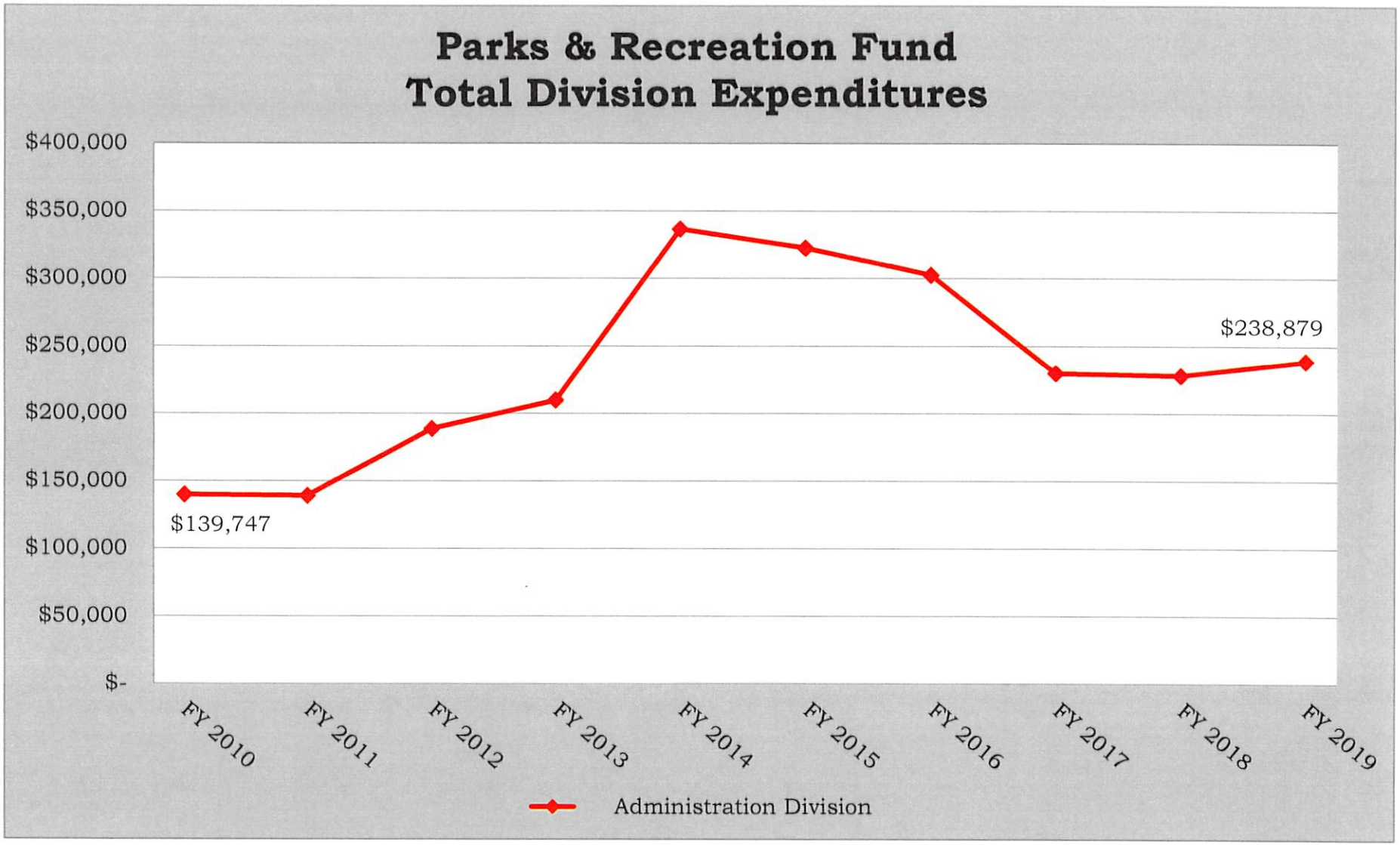
Parks & Recreation Fund
Total Division Expenditures
$400,000
$350,000
$300,000
$250,000
$200,000
$150,000
$100,000
$50,000
$-
$139,747
$238,879
FY 2010
FY 2011
FY 2012
FY 2013
FY 2014
FY 2015
FY 2016
FY 2017
FY 2018
FY 2019
Administration Division

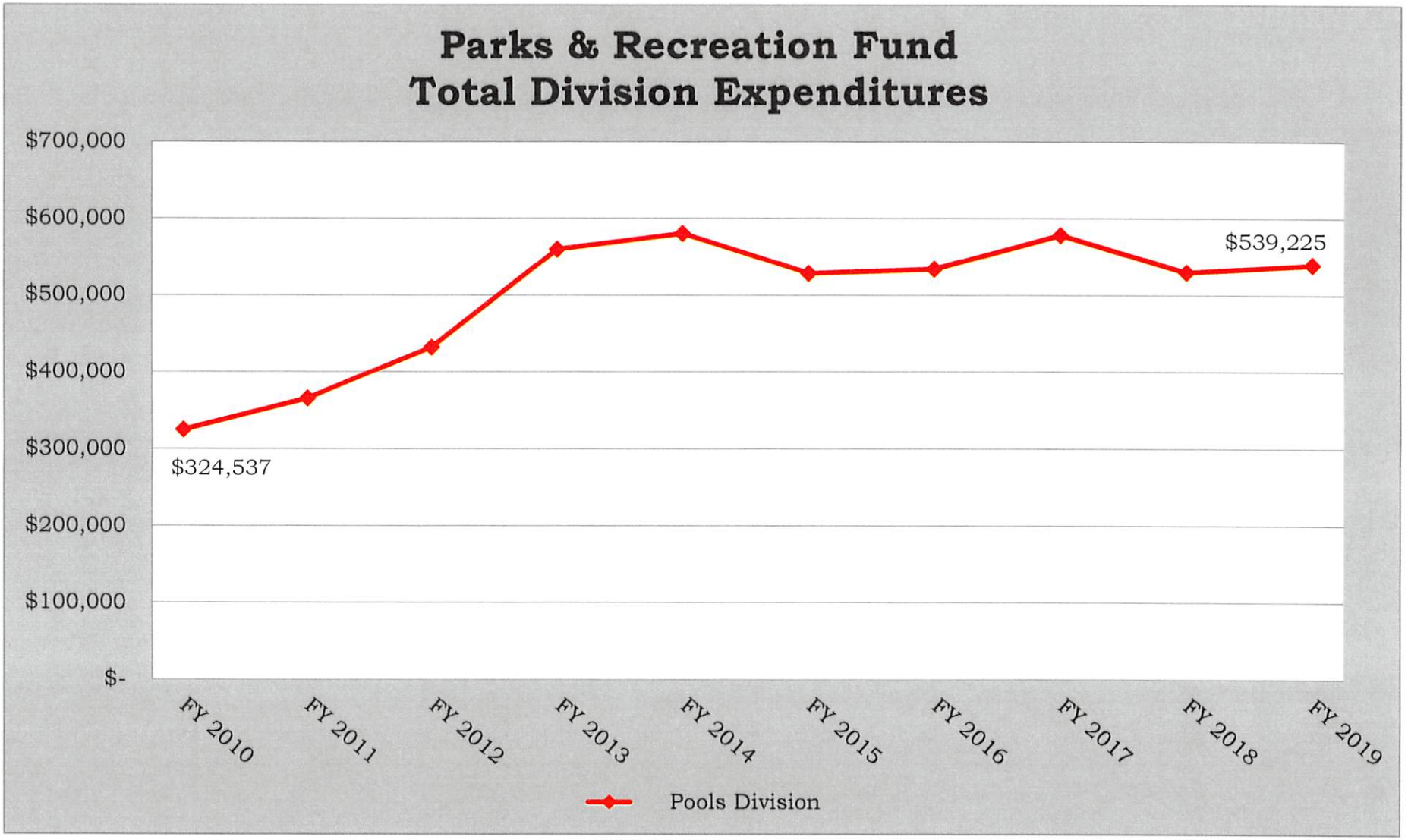
Parks & Recreation Fund
Total Division Expenditures
$700,000
$600,000
$500,000
$400,000
$300,000
$200,000
$100,000
$-
$324,537
$539,225
FY 2010
FY 2011
FY 2012
FY 2013
FY 2014
FY 2015
FY 2016
FY 2017
FY 2018
FY 2019
Pools Division

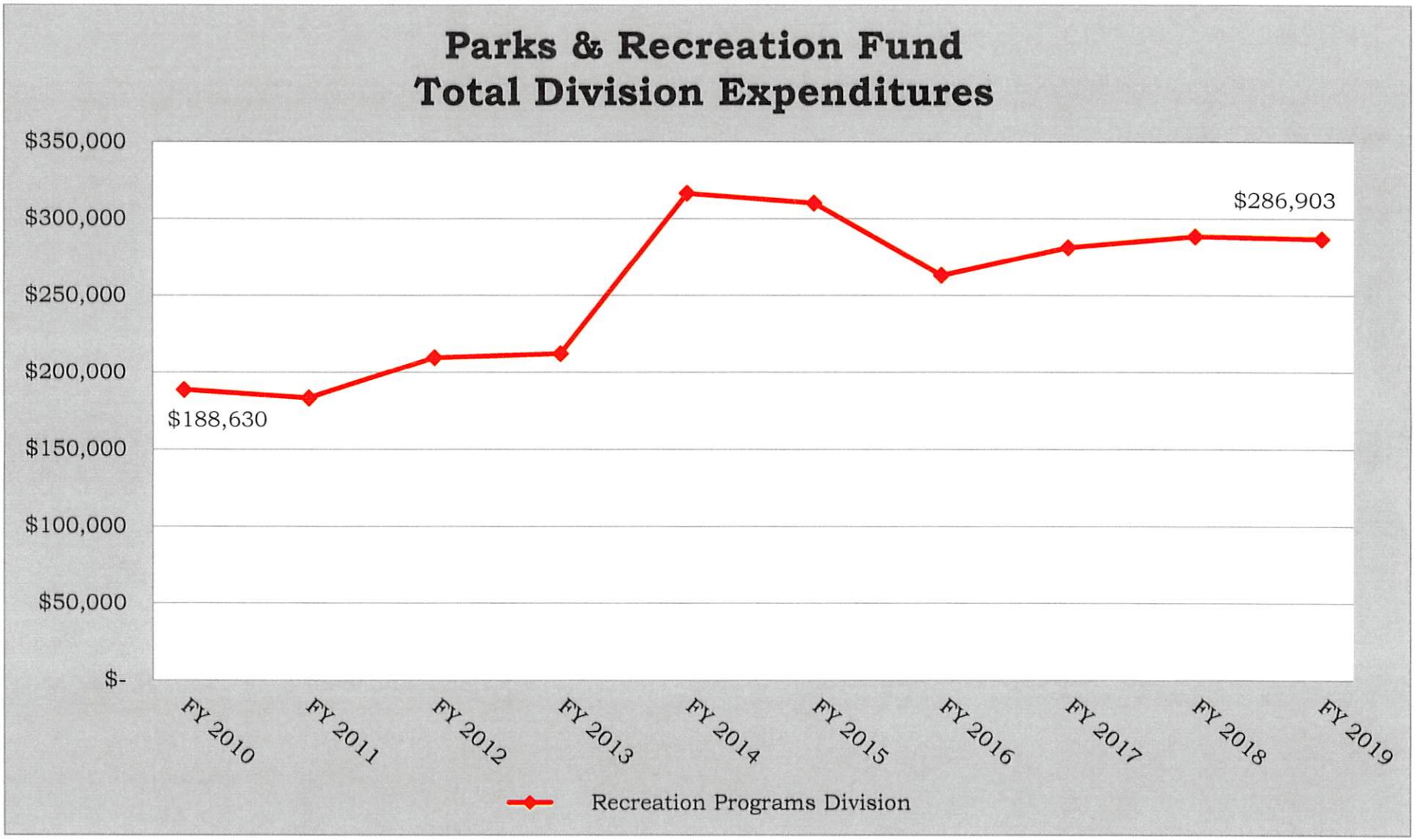
Parks & Recreation Fund
Total Division Expenditures
$350,000
$300,000
$250,000
$200,000
$150,000
$100,000
$50,000
$-
$188,630
$286,903
FY 2010
FY 2011
FY 2012
FY 2013
FY 2014
FY 2015
FY 2016
FY 2017
FY 2018
FY 2019
Recreation Programs Division

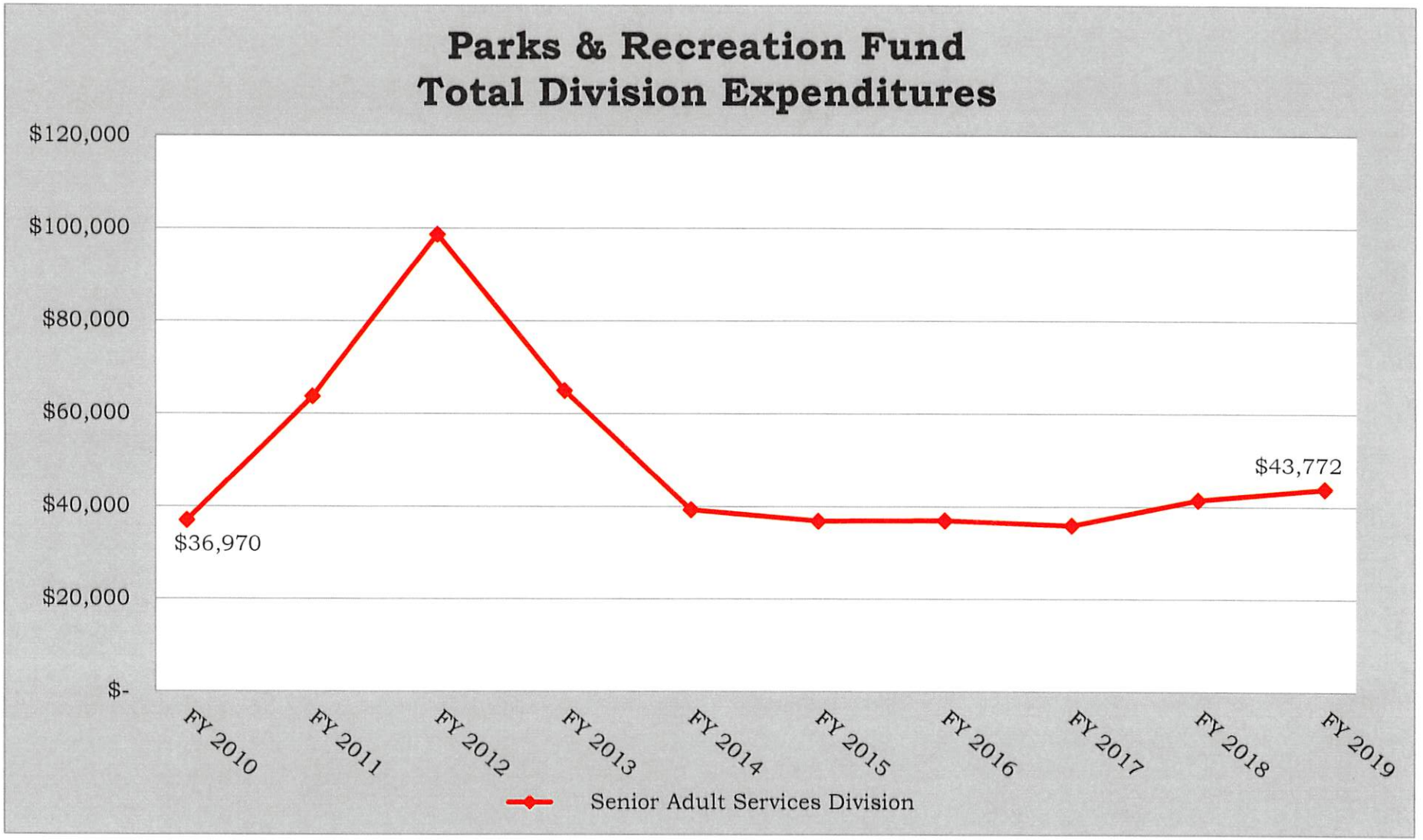
Parks & Recreation Fund
Total Division Expenditures
$120,000
$100,000
$80,000
$60,000
$40,000
$20,000
$-
$36,970
$43,772
FY 2010
FY 2011
FY 2012
FY 2013
FY 2014
FY 2015
FY 2016
FY 2017
FY 2018
FY 2019
Senior Adult Services Division

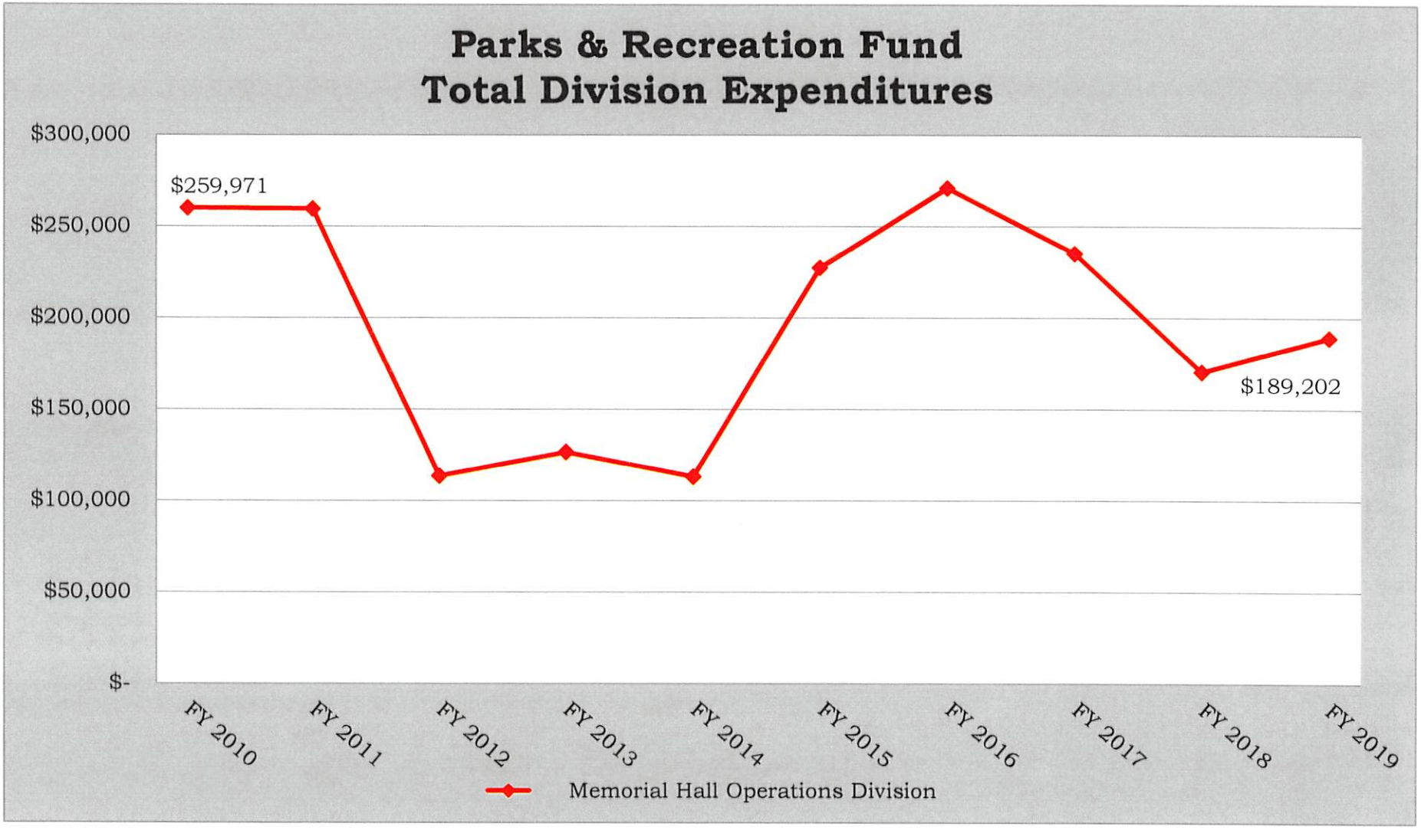
Parks & Recreation Fund
Total Division Expenditures
$300,000
$250,000
$200,000
$150,000
$100,000
$50,000
$-
$259,971
$189,202
FY 2010
FY 2011
FY 2012
FY 2013
FY 2014
FY 2015
FY 2016
FY 2017
FY 2018
FY 2019
Memorial Hall Operations Division

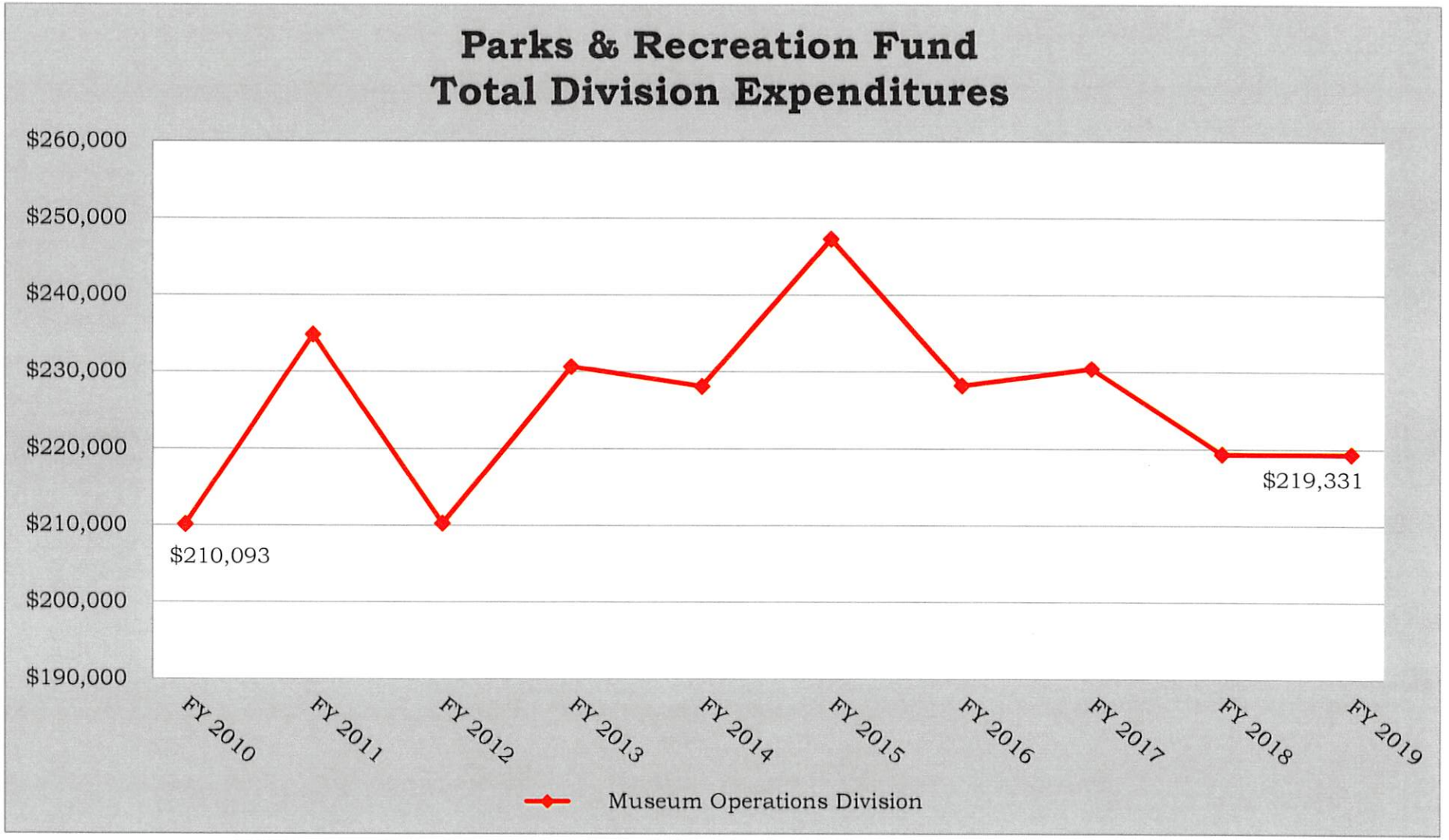
Parks & Recreation Fund
Total Division Expenditures
$260,000
$250,000
$240,000
$230,000
$220,000
$210,000
$200,000
$190,000
$210,093
$219,331
FY 2010
FY 2011
FY 2012
FY 2013
FY 2014
FY 2015
FY 2016
FY 2017
FY 2018
FY 2019
Museum Operations Division

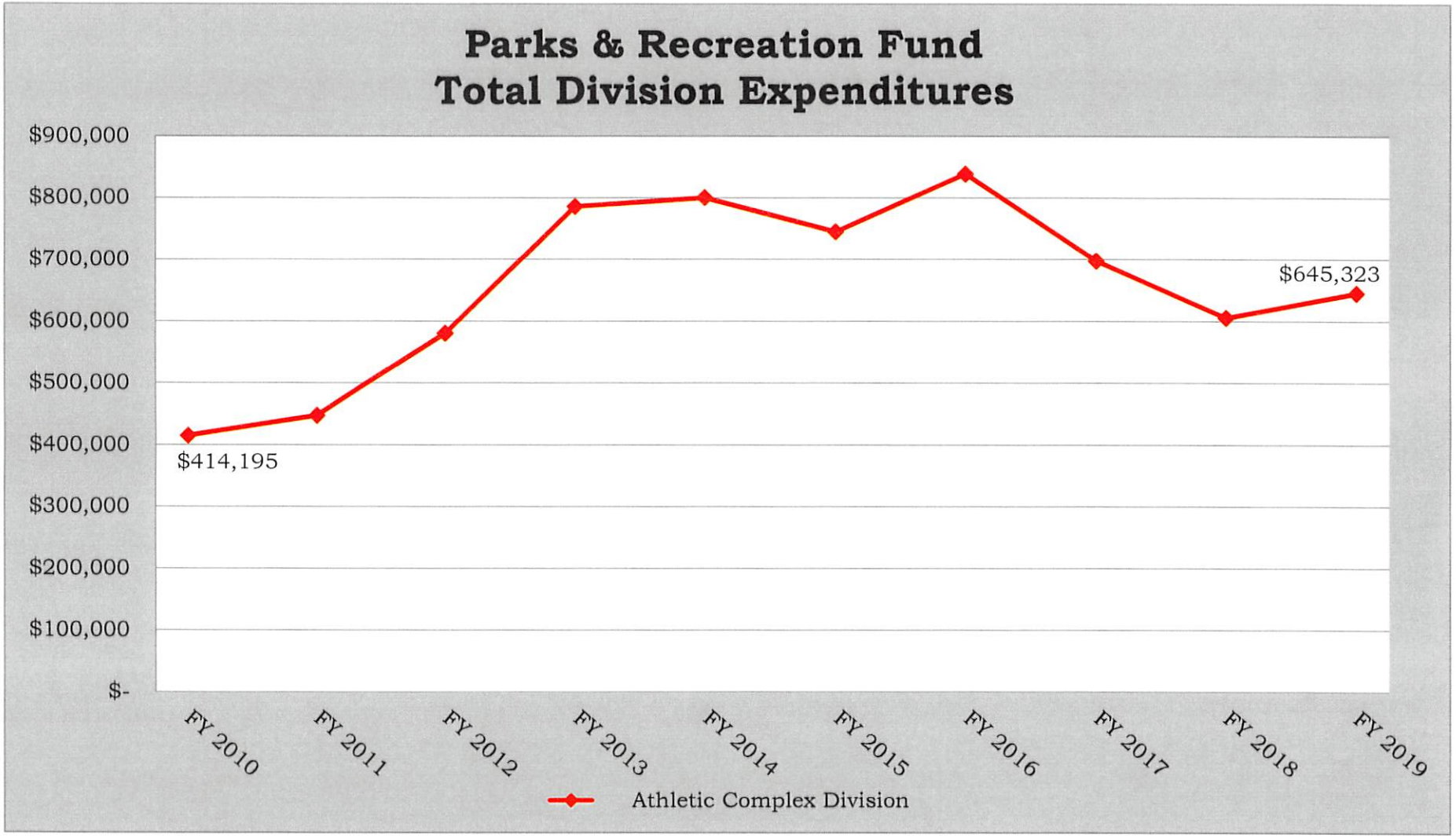
Parks & Recreation Fund
Total Division Expenditures
$900,000
$800,000
$700,000
$600,000
$500,000
$400,000
$300,000
$200,000
$100,000
$-
$414,195
$645,323
FY 2010
FY 2011
FY 2012
FY 2013
FY 2014
FY 2015
FY 2016
FY 2017
FY 2018
FY 2019
Athletic Complex Division

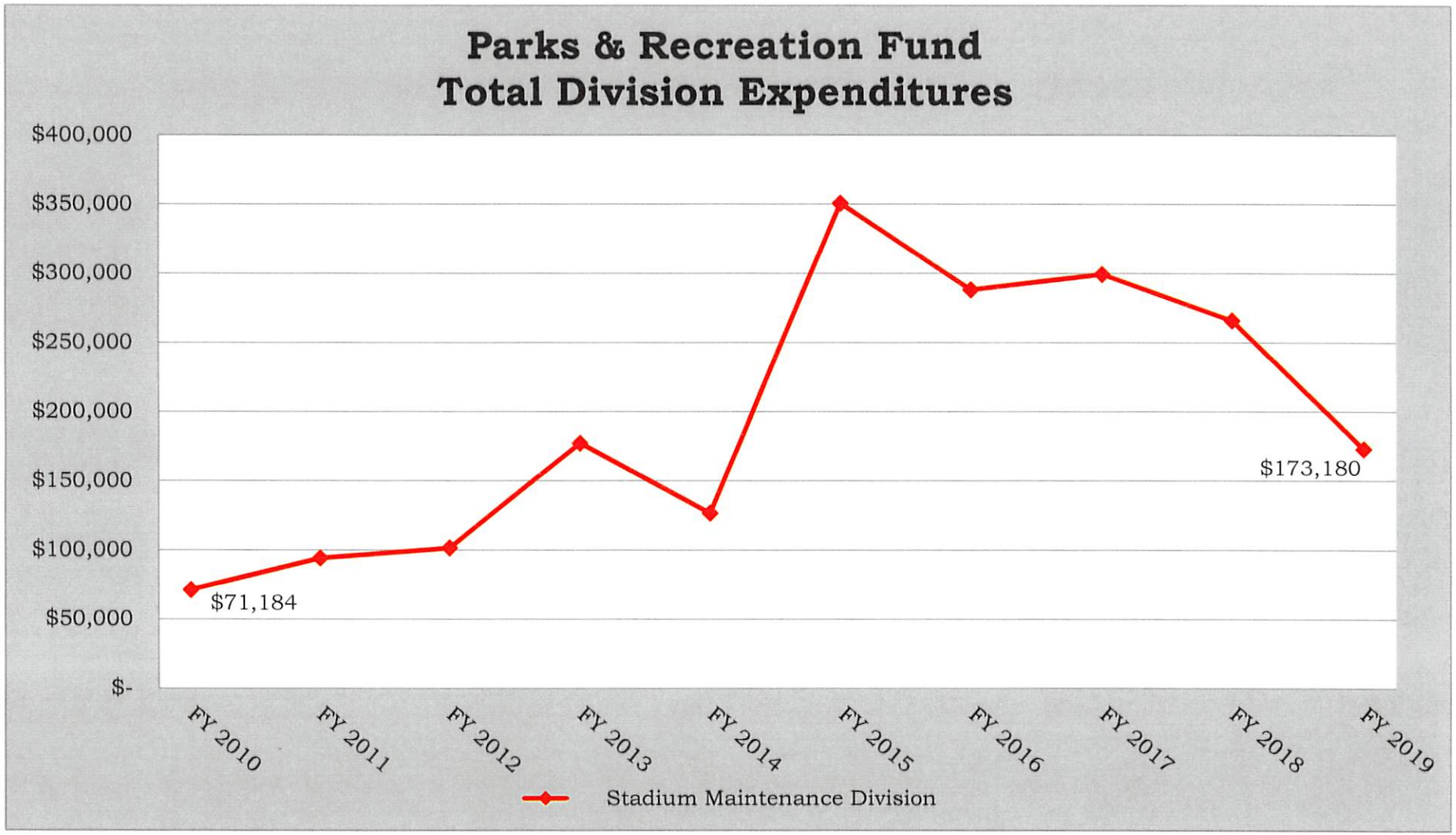
Parks & Recreation Fund
Total Division Expenditures
$400,000
$350,000
$300,000
$250,000
$200,000
$150,000
$100,000
$50,000
$-
$71,184
$173,180
FY 2010
FY 2011
FY 2012
FY 2013
FY 2014
FY 2015
FY 2016
FY 2017
FY 2018
FY 2019
Stadium Maintenance Division

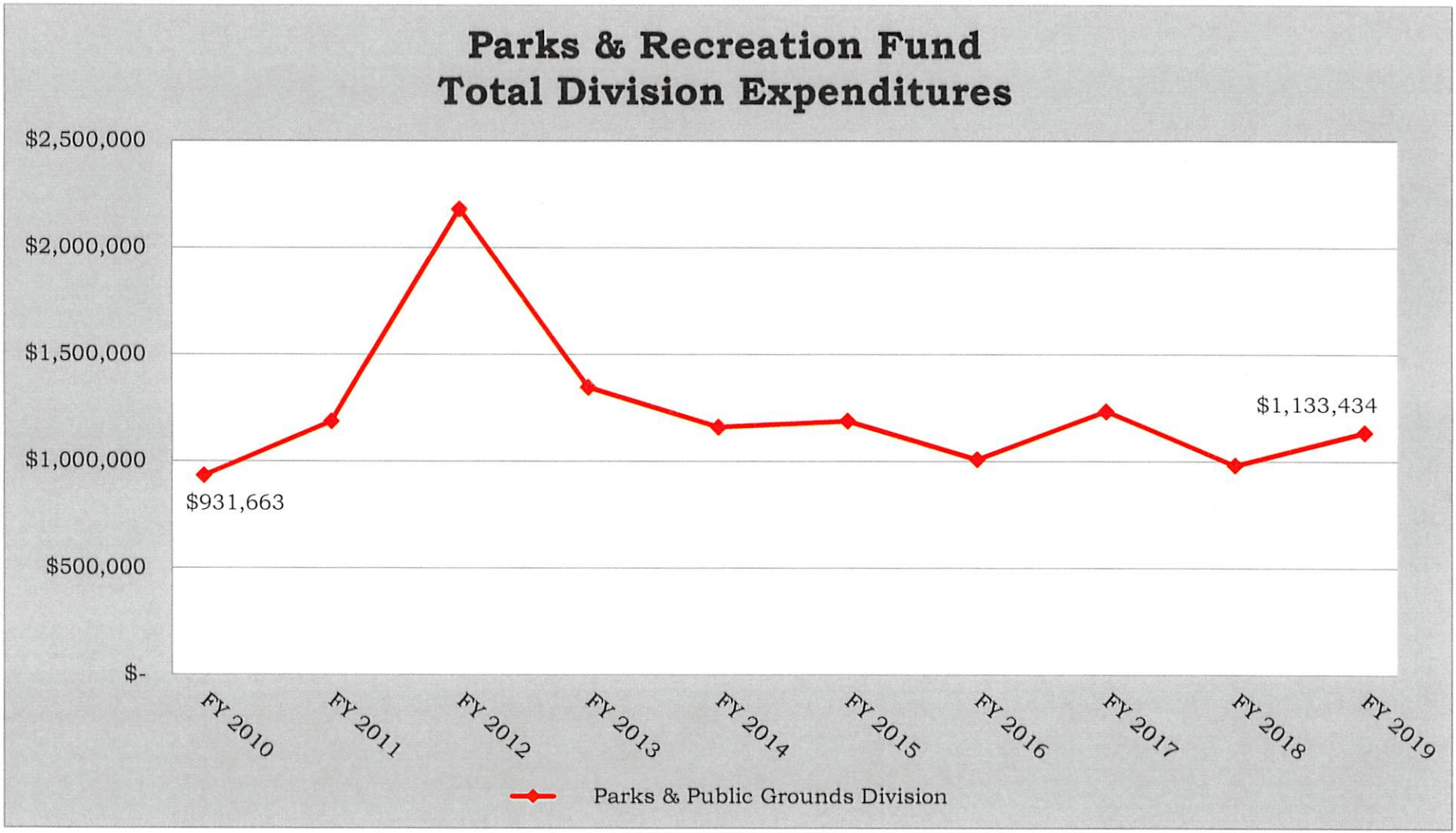
Parks & Recreation Fund
Total Division Expenditures
$2,500,000
$2,000,000
$1,500,000
$1,000,000
$500,000
$-
$931,663
$1,133,434
FY 2010
FY 2011
FY 2012
FY 2013
FY 2014
FY 2015
FY 2016
FY 2017
FY 2018
FY 2019
Parks & Public Grounds Division

Solid Waste Management

Fund Balance Projection

	FY 2017 Actuals	FY 2018 Adjusted Budget	FY 2018 Estimated Actuals	FY 2019 Proposed Budget
REVENUES				
Taxes	$ 440,673	$ 439,700	$ 429,543	$ 430,700
Service Charges & User Fees	2,380,979	2,510,000	2,510,000	2,510,000
Charges & Assessments	27,382	28,000	31,000	31,000
Other Income & Donations	2,184	3,500	3,100	2,750
Federal Grants	-	-	-	-
State Grants	29,662	29,778	29,778	37,500
TOTAL REVENUES	**$ 2,880,880**	**$ 3,010,978**	**$ 3,003,421**	**$ 3,011,950**
EXPENDITURES				
Billing & Collection	$ 31,959	$ 47,609	$ 47,559	$ 50,636
Planning & Management Administration	196,292	207,839	210,704	210,113
Special Programs	154,029	122,650	112,219	112,650
Trash Services	2,269,942	2,400,000	2,400,000	2,400,000
State Grants	47,233	49,144	49,144	55,425
TOTAL EXPENDITURES	**$ 2,699,455**	**$ 2,827,242**	**$ 2,819,626**	**$ 2,828,824**
EXCESS REVENUES OVER (UNDER) EXPENDITURES	**$ 181,425**	**$ 183,736**	**$ 183,795**	**$ 183,126**
OTHER FINANCING SOURCES (USES)				
Transfers In	$ -	$ -	$ -	$ -
Transfers Out	(56,854)	(60,617)	(60,617)	(49,284)
TOTAL OTHER FINANCING SOURCES (USES)	**$ (56,854)**	**$ (60,617)**	**$ (60,617)**	**$ (49,284)**
NET CHANGE IN FUND BALANCE	**$ 124,571**	**$ 123,119**	**$ 123,178**	**$ 133,842**
FUND BALANCE, BEGINNING OF YEAR	**$ 890,140**	**$ 1,014,711**	**$ 1,014,711**	**$ 1,137,889**
FUND BALANCE, END OF YEAR	**$ 1,014,711**	**$ 1,137,830**	**$ 1,137,889**	**$ 1,271,731**
FUND BALANCE SUMMARY:				
Reserved for Landfill	$ -	$ -	$ -	$ -
Unrestricted Fund Balance	1,014,711	1,137,830	1,137,889	1,271,731
TOTAL FUND BALANCE SUMMARY	**$ 1,014,711**	**$ 1,137,830**	**$ 1,137,889**	**$ 1,271,731**

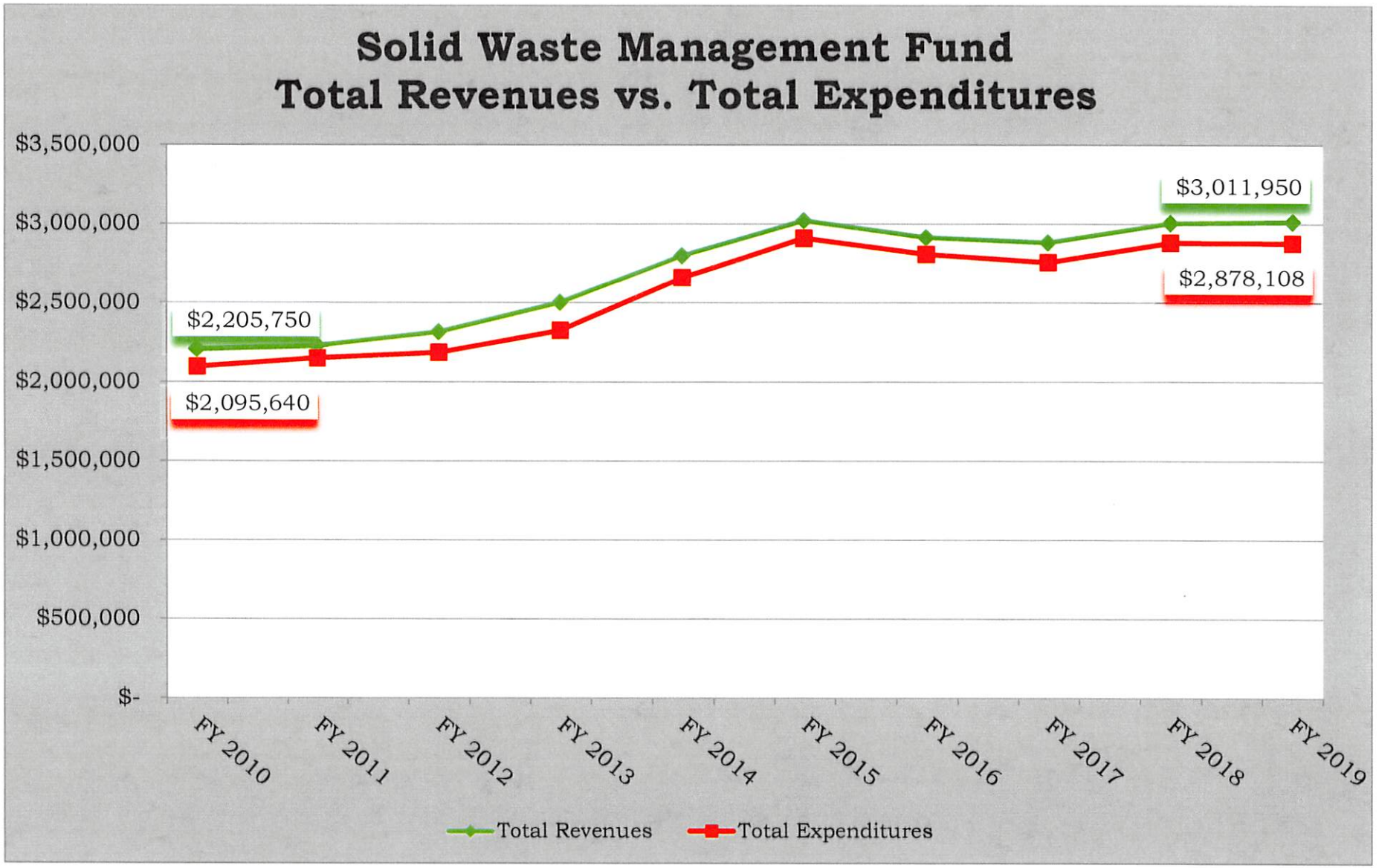
Solid Waste Management Fund
Total Revenues vs. Total Expenditures
$3,500,000
$3,000,000
$2,500,000
$2,000,000
$1,500,000
$1,000,000
$500,000
$-
$2,205,750
$2,095,640
$3,011,950
$2,878,108
FY 2010
FY 2011
FY 2012
FY 2013
FY 2014
FY 2015
FY 2016
FY 2017
FY 2018
FY 2019
Total Revenues
Total Expenditures

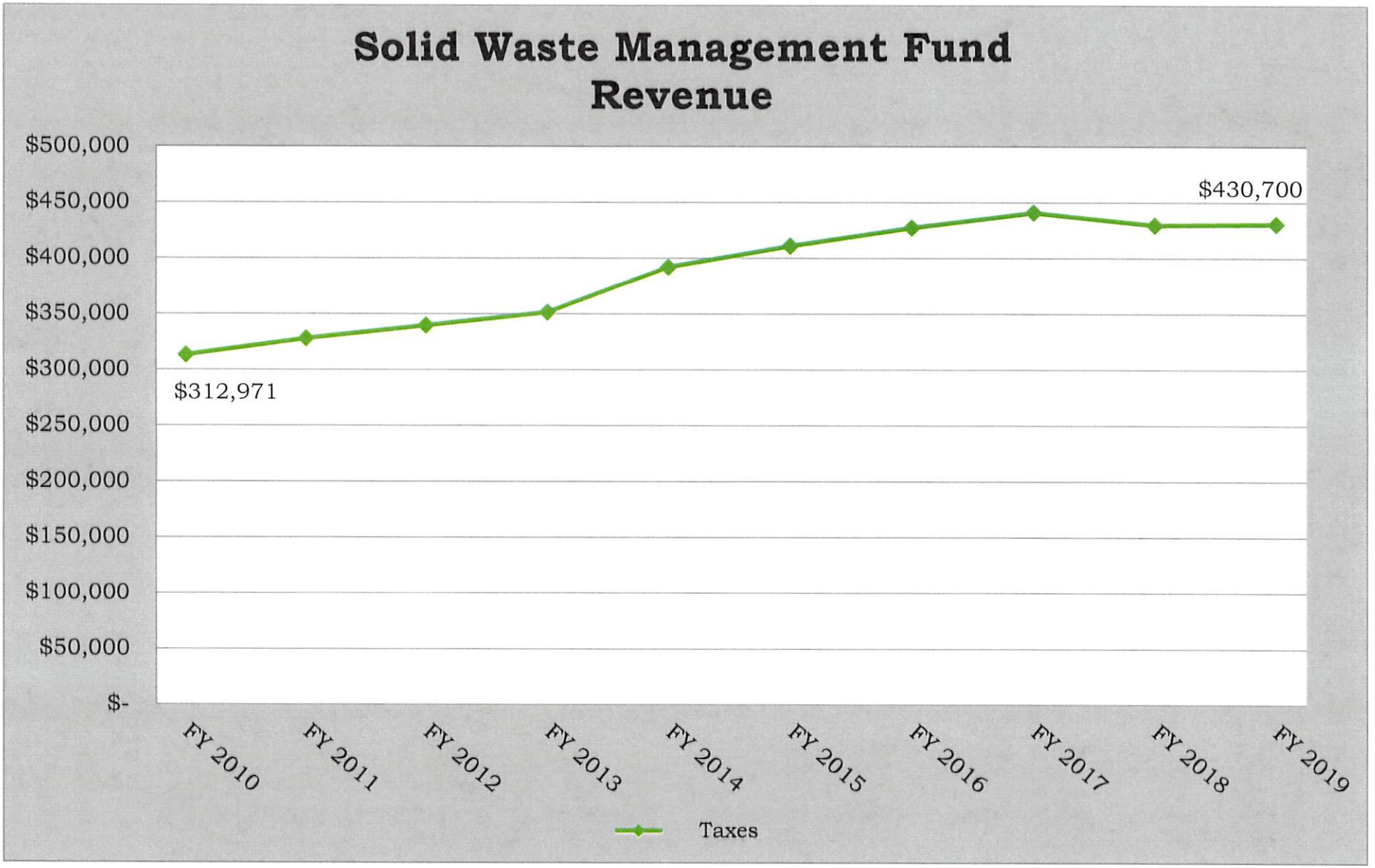
Solid Waste Management Fund
Revenue
$500,000
$450,000
$400,000
$350,000
$300,000
$250,000
$200,000
$150,000
$100,000
$50,000
$-
$312,971
$430,700
FY 2010
FY 2011
FY 2012
FY 2013
FY 2014
FY 2015
FY 2016
FY 2017
FY 2018
FY 2019
Taxes

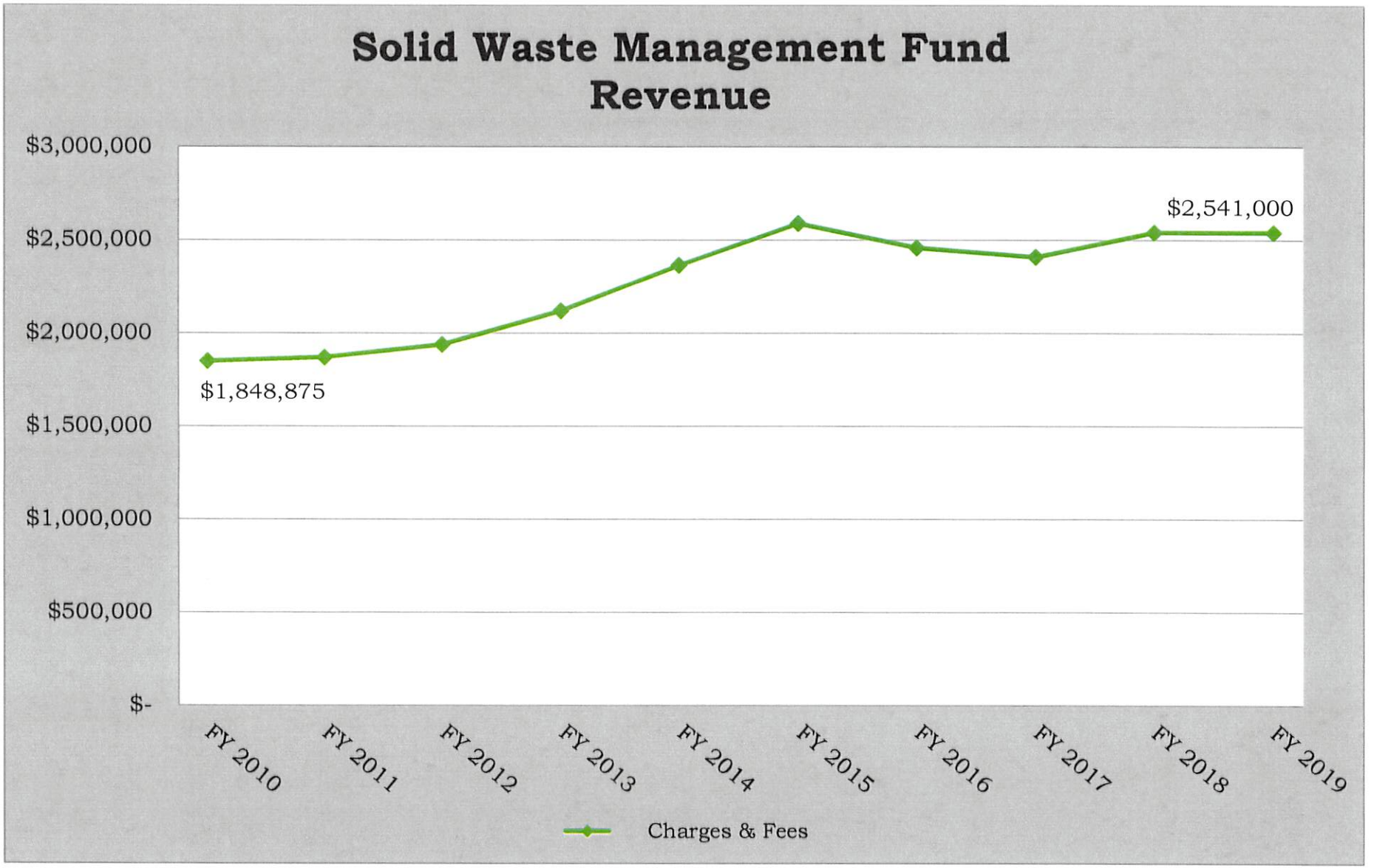
Solid Waste Management Fund
Revenue
$3,000,000
$2,500,000
$2,000,000
$1,500,000
$1,000,000
$500,000
$-
$1,848,875
$2,541,000
FY 2010
FY 2011
FY 2012
FY 2013
FY 2014
FY 2015
FY 2016
FY 2017
FY 2018
FY 2019
Charges & Fees


Solid Waste Management Fund
Revenue
$50,000
$45,000
$40,000
$35,000
$30,000
$25,000
$20,000
$15,000
$10,000
$5,000
$-
$43,904
$37,500
FY 2010
FY 2011
FY 2012
FY 2013
FY 2014
FY 2015
FY 2016
FY 2017
FY 2018
FY 2019
Grants

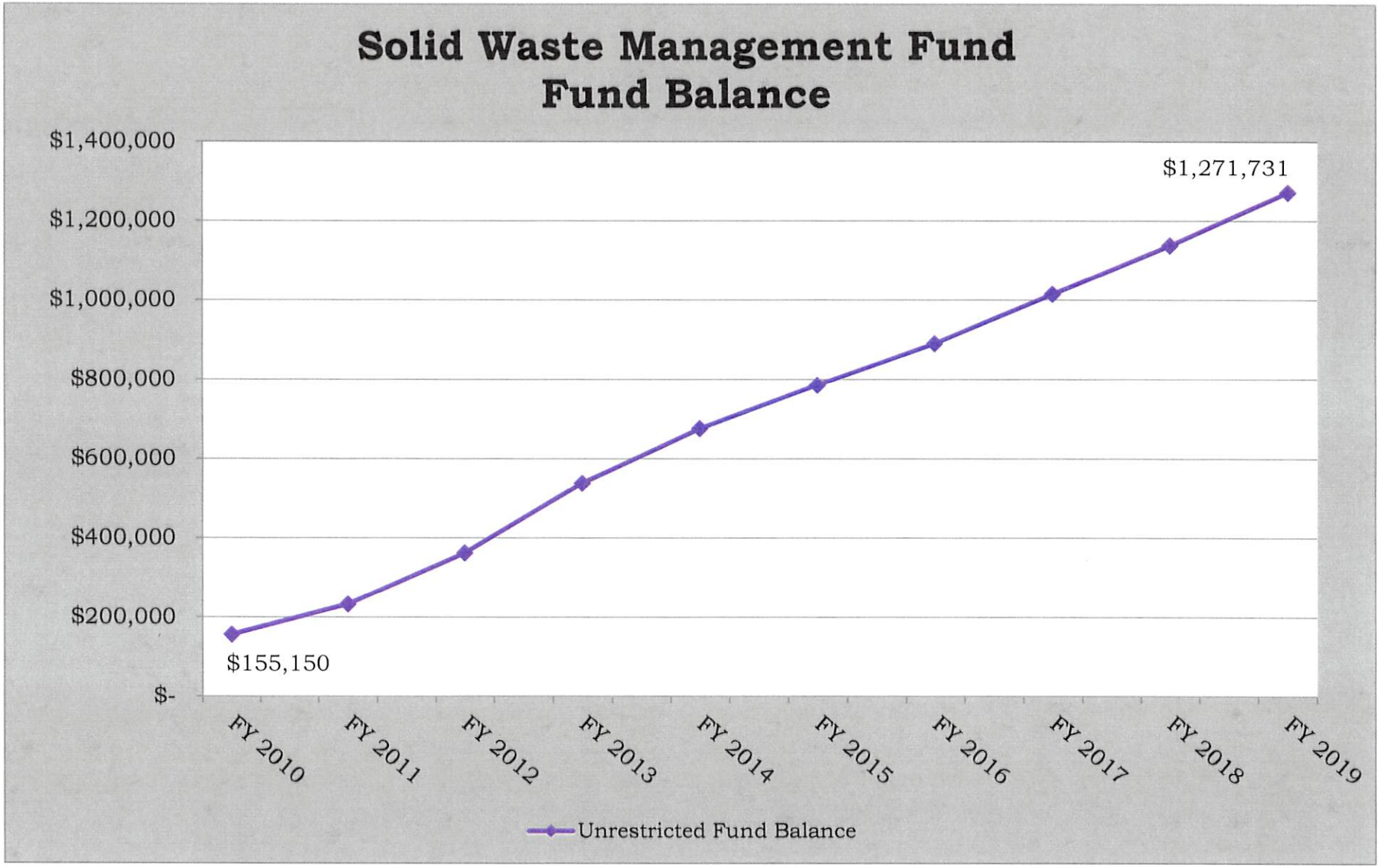
Solid Waste Management Fund
Fund Balance
$1,400,000
$1,200,000
$1,000,000
$800,000
$600,000
$400,000
$200,000
$-
$1,271,731
$155,150
FY 2010
FY 2011
FY 2012
FY 2013
FY 2014
FY 2015
FY 2016
FY 2017
FY 2018
FY 2019
Unrestricted Fund Balance

SOLID WASTE FUND

FINANCE-BILLING

FY 2019 BUDGET HIGHLIGHTS

Department Summary:

The Solid Waste Fund accounts for the City's waste management and recycling programs. Billing & Collection is the finance division in the Solid Waste Fund. Following notification by the water company, the City took the sewer and trash billing over in 2013.

Performance Indicators:

Description	2008	2009	2010	2011	2012	2013	2014	2015	2016	2017
Number of Sewer Customers	21,741	21,421	21,339	18,392	19,826	17,153	19,739	21,755	23,224	22,075
City Cost Per Bill	N/A	N/A	N/A	N/A	N/A	$2.45	$2.60	$2.50	$2.75	$2.68

Notable Budget Items:

Capital Items:

- $850 Replacement Computer

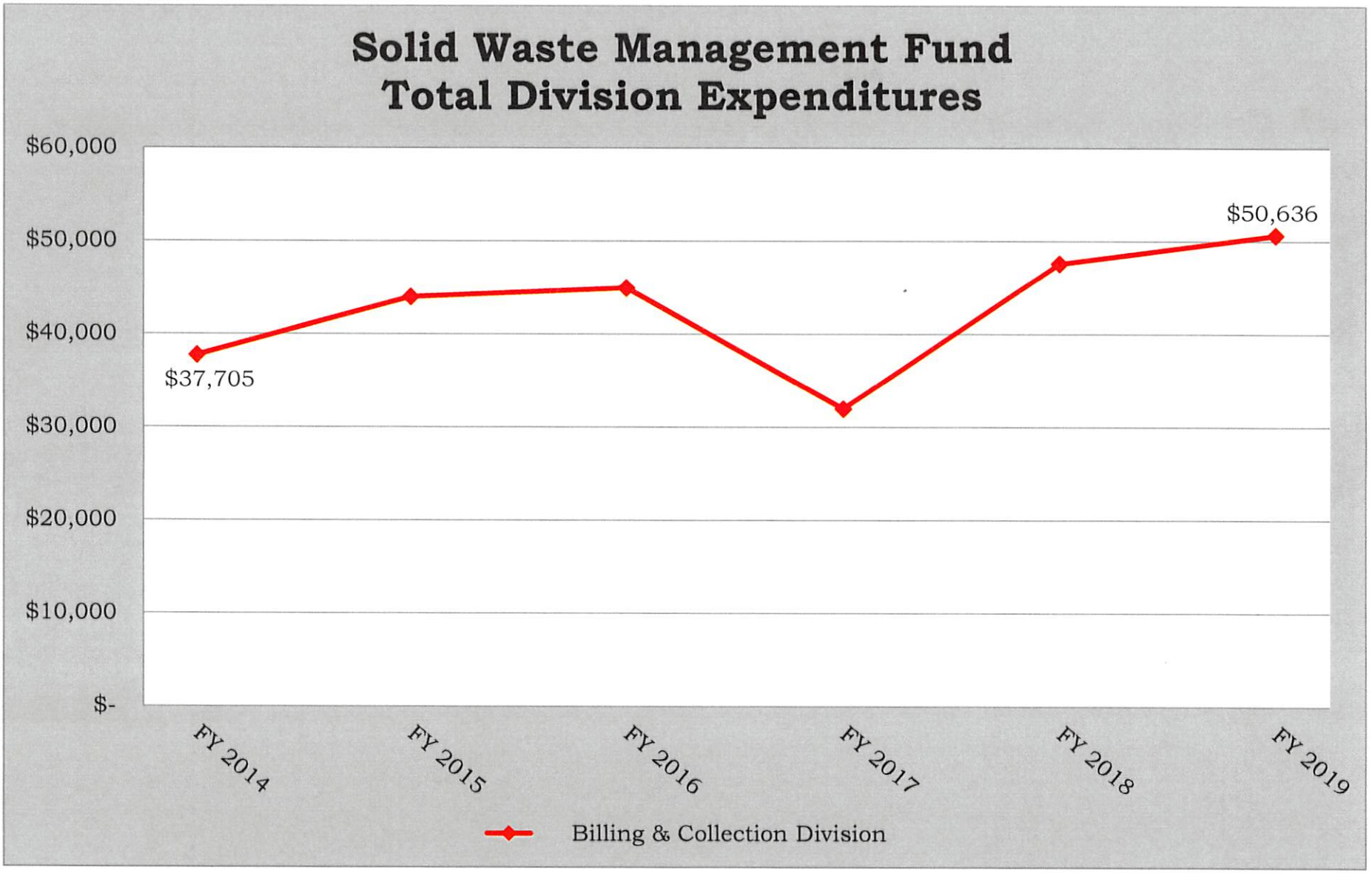
Solid Waste Management Fund
Total Division Expenditures
$60,000
$50,000
$40,000
$30,000
$20,000
$10,000
$-
$37,705
$50,636
FY 2014
FY 2015
FY 2016
FY 2017
FY 2018
FY 2019
Billing & Collection Division

SOLID WASTE FUND

PUBLIC WORKS

FY 2019 BUDGET HIGHLIGHTS

Department Summary:

The Solid Waste Fund accounts for the City's waste management and recycling programs. The Recycling Center, Leaf Pick-Up Program and City-Wide Cleanup Program are the main services provided with the solid waste property taxes. Planning & Management Administration, Special Programs and Grants are the public work's divisions in the Solid Waste Fund.

Notable Budget Items:

Capital Items:

- $10,000 Replacement Trailer/Outbuilding

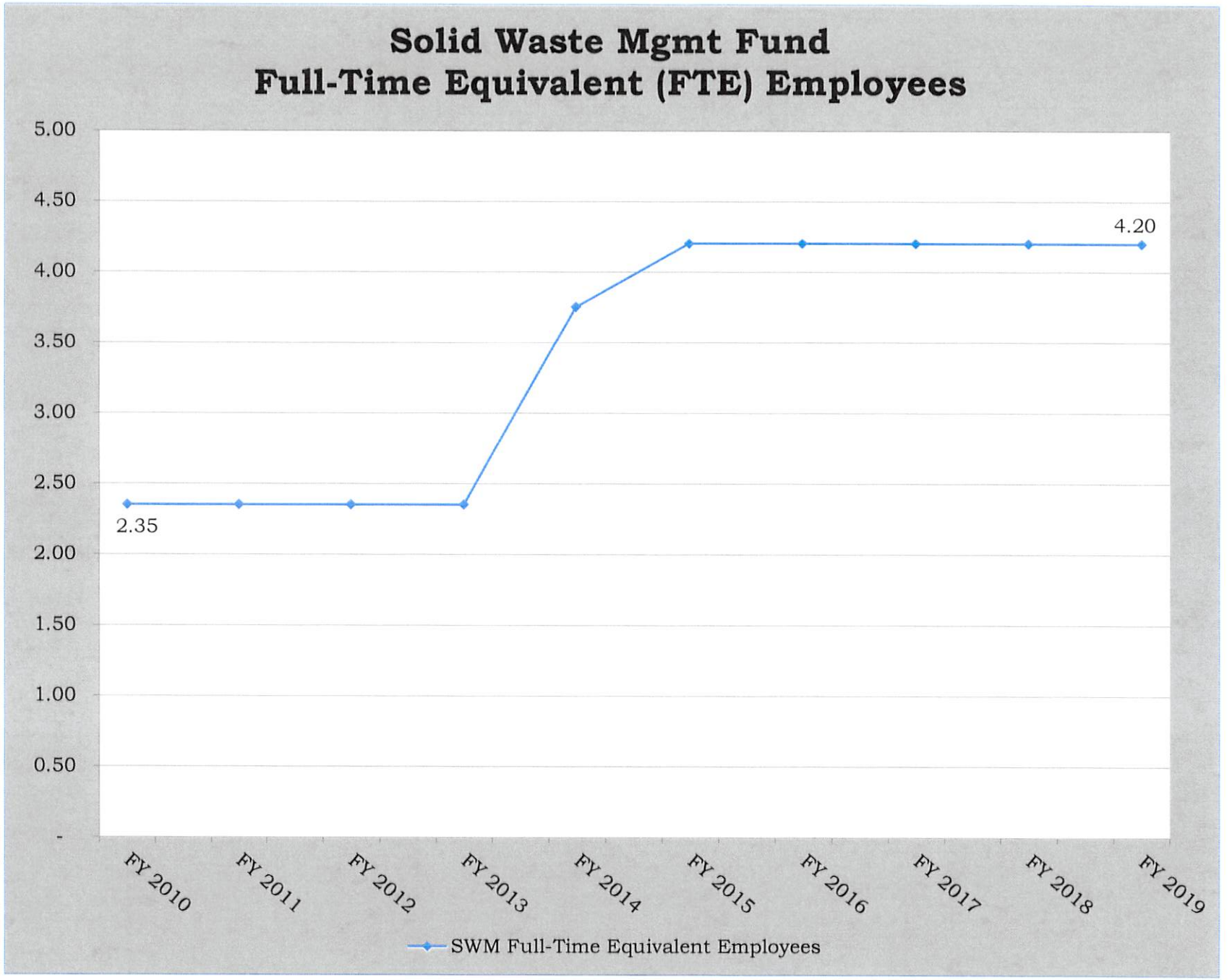
Solid Waste Mgmt Fund
Full-Time Equivalent (FTE) Employees
5.00
4.50
4.00
3.50
3.00
2.50
2.00
1.50
1.00
0.50
-
2.35
4.20
FY 2010
FY 2011
FY 2012
FY 2013
FY 2014
FY 2015
FY 2016
FY 2017
FY 2018
FY 2019
SWM Full-Time Equivalent Employees

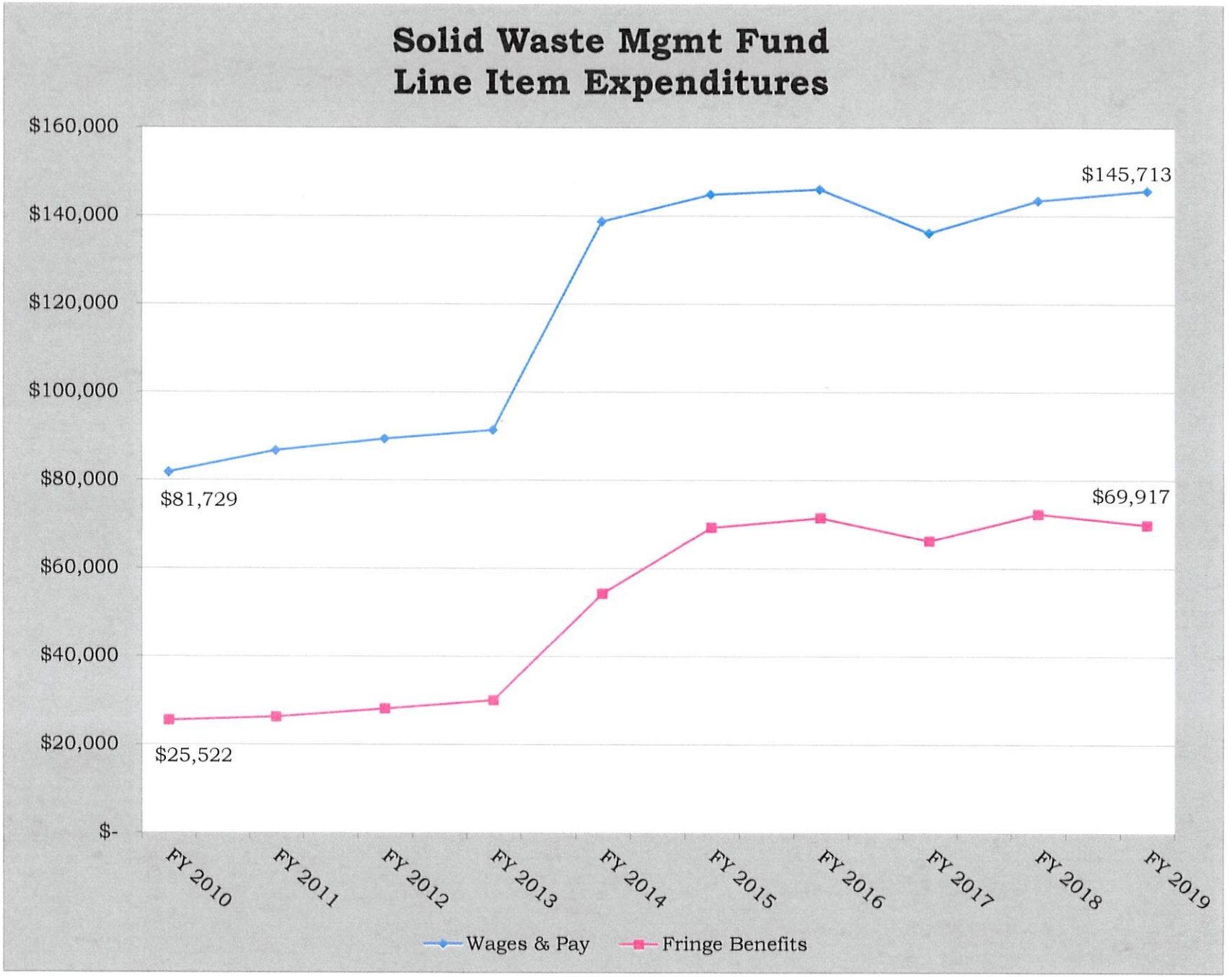
Solid Waste Mgmt Fund
Line Item Expenditures
$160,000
$140,000
$120,000
$100,000
$80,000
$60,000
$40,000
$20,000
$-
$145,713
$81,729
$69,917
$25,522
FY 2010
FY 2011
FY 2012
FY 2013
FY 2014
FY 2015
FY 2016
FY 2017
FY 2018
FY 2019
Wages & Pay
Fringe Benefits

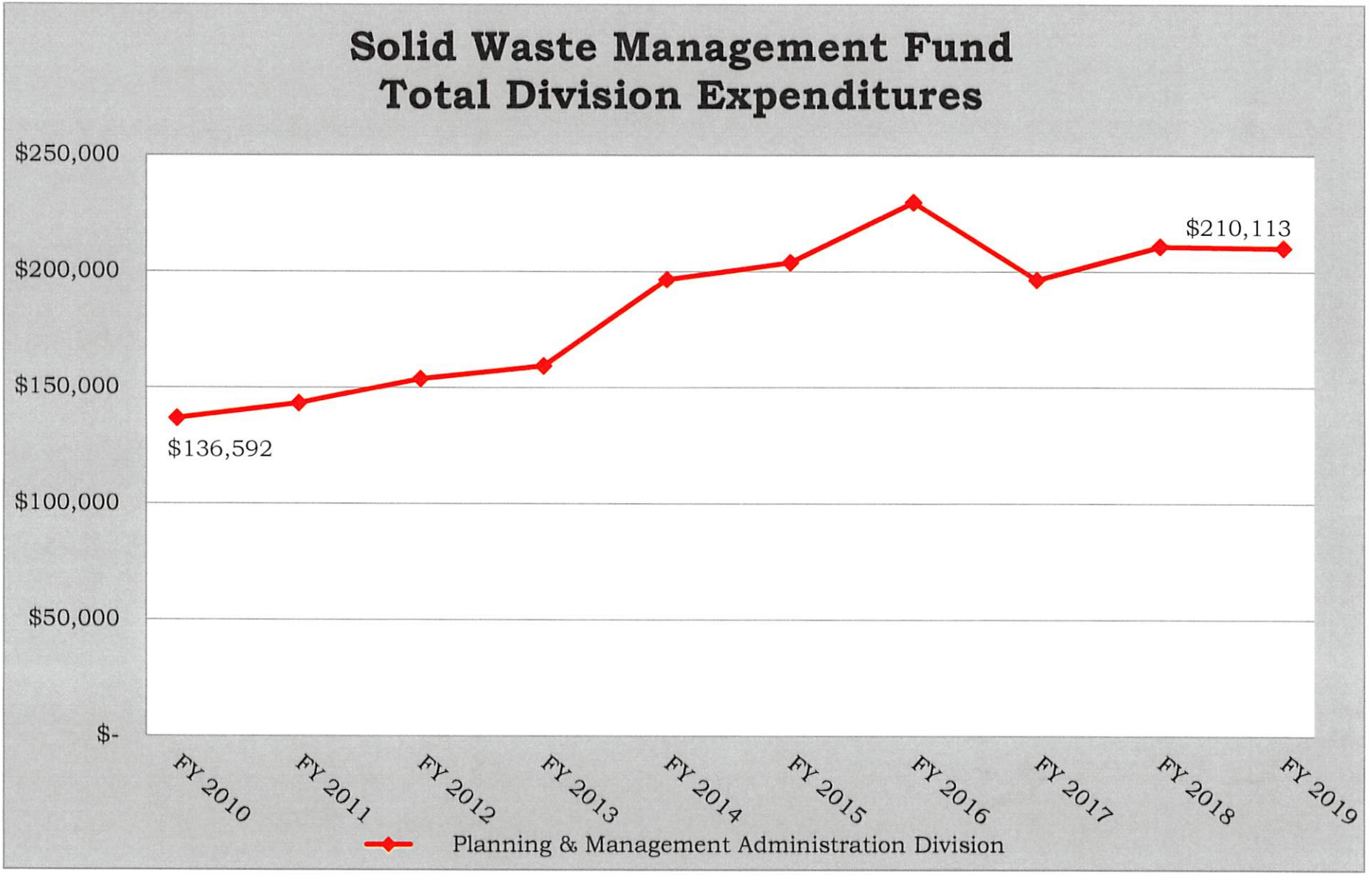
Solid Waste Management Fund
Total Division Expenditures
$250,000
$200,000
$150,000
$100,000
$50,000
$-
$136,592
$210,113
FY 2010
FY 2011
FY 2012
FY 2013
FY 2014
FY 2015
FY 2016
FY 2017
FY 2018
FY 2019
Planning & Management Administration Division

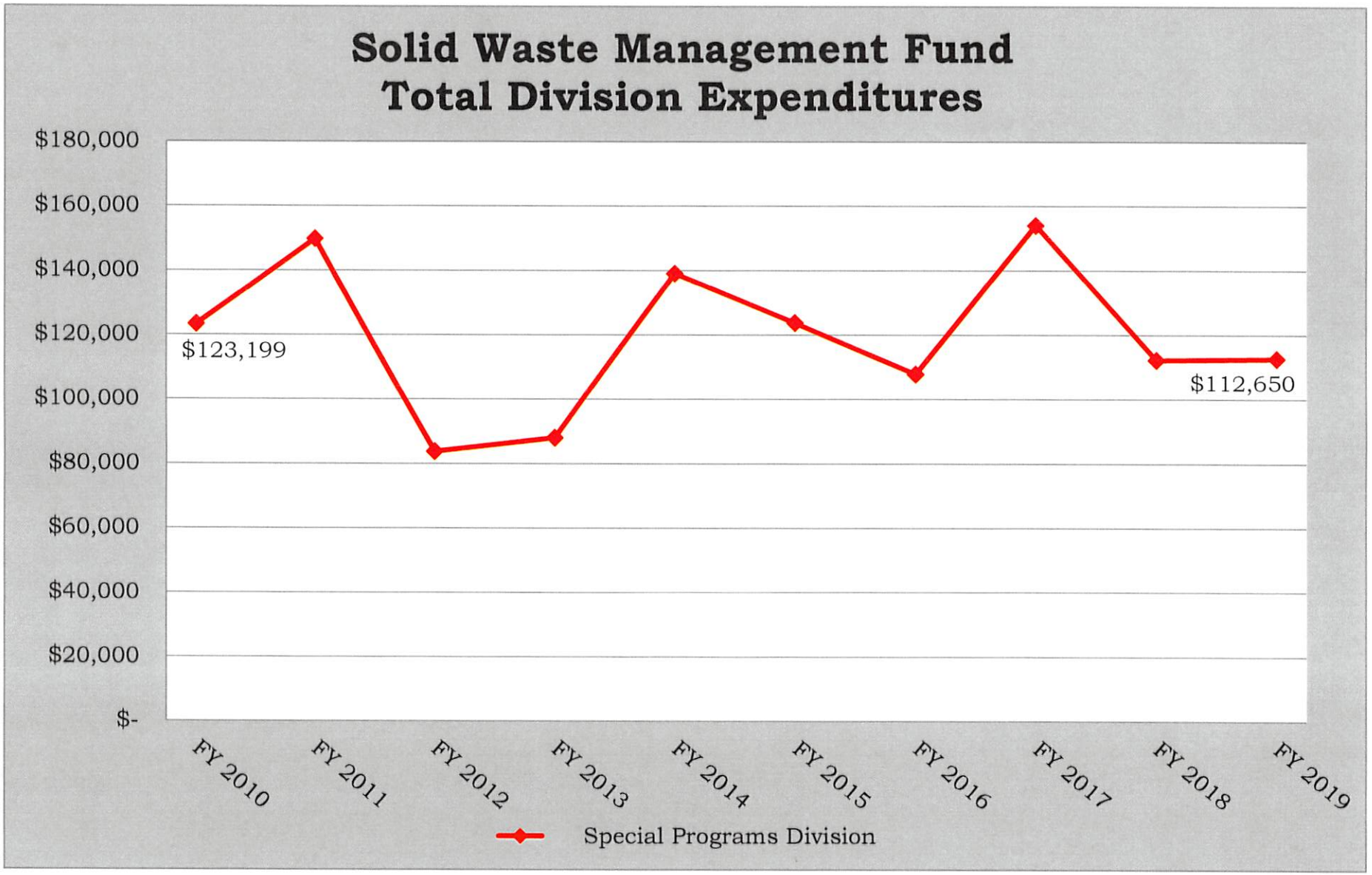
Solid Waste Management Fund
Total Division Expenditures
$180,000
$160,000
$140,000
$120,000
$100,000
$80,000
$60,000
$40,000
$20,000
$-
$123,199
$112,650
FY 2010
FY 2011
FY 2012
FY 2013
FY 2014
FY 2015
FY 2016
FY 2017
FY 2018
FY 2019
Special Programs Division

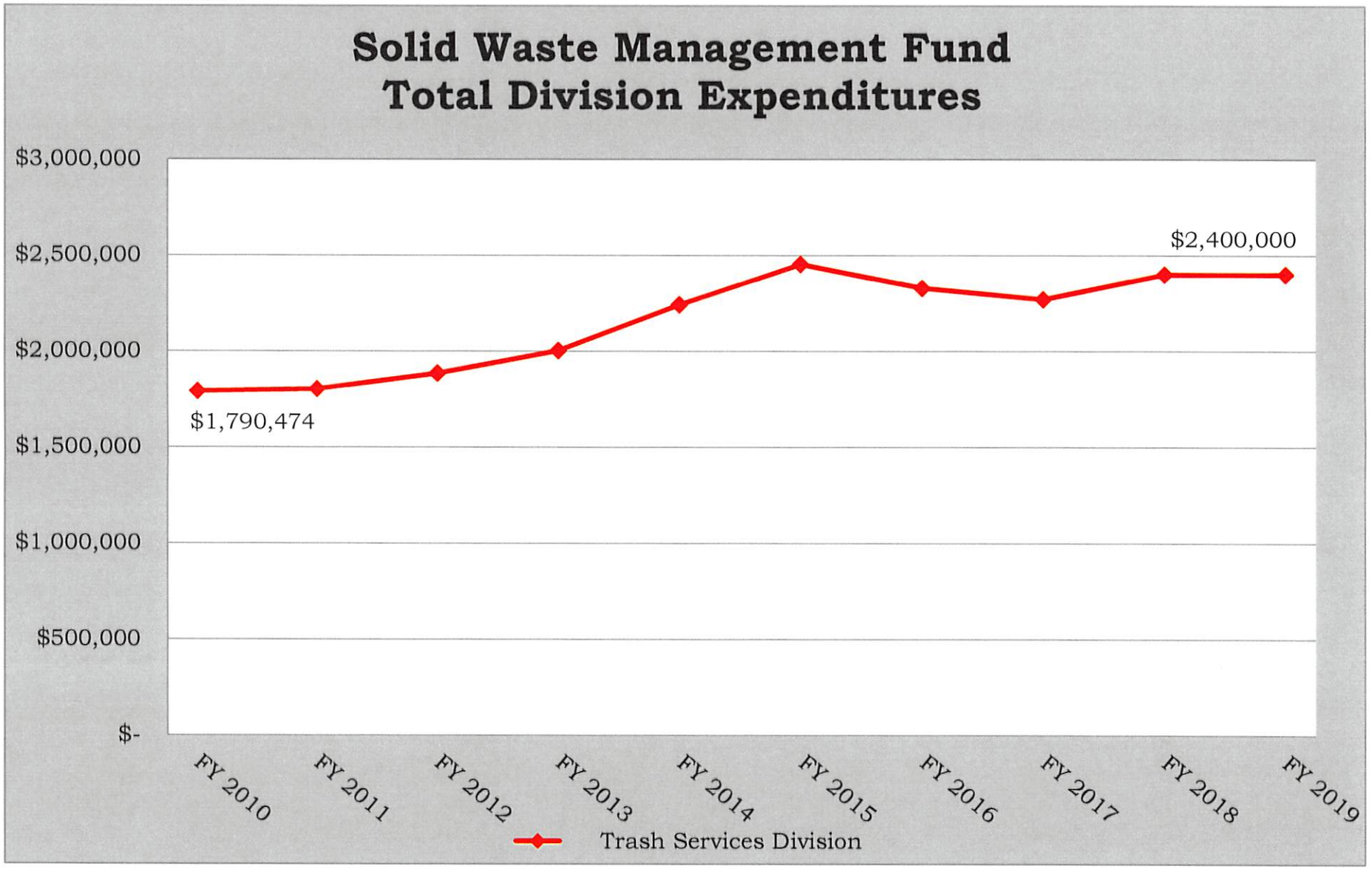
Solid Waste Management Fund
Total Division Expenditures
$3,000,000
$2,500,000
$2,000,000
$1,500,000
$1,000,000
$500,000
$-
$1,790,474
$2,400,000
FY 2010
FY 2011
FY 2012
FY 2013
FY 2014
FY 2015
FY 2016
FY 2017
FY 2018
FY 2019
Trash Services Division

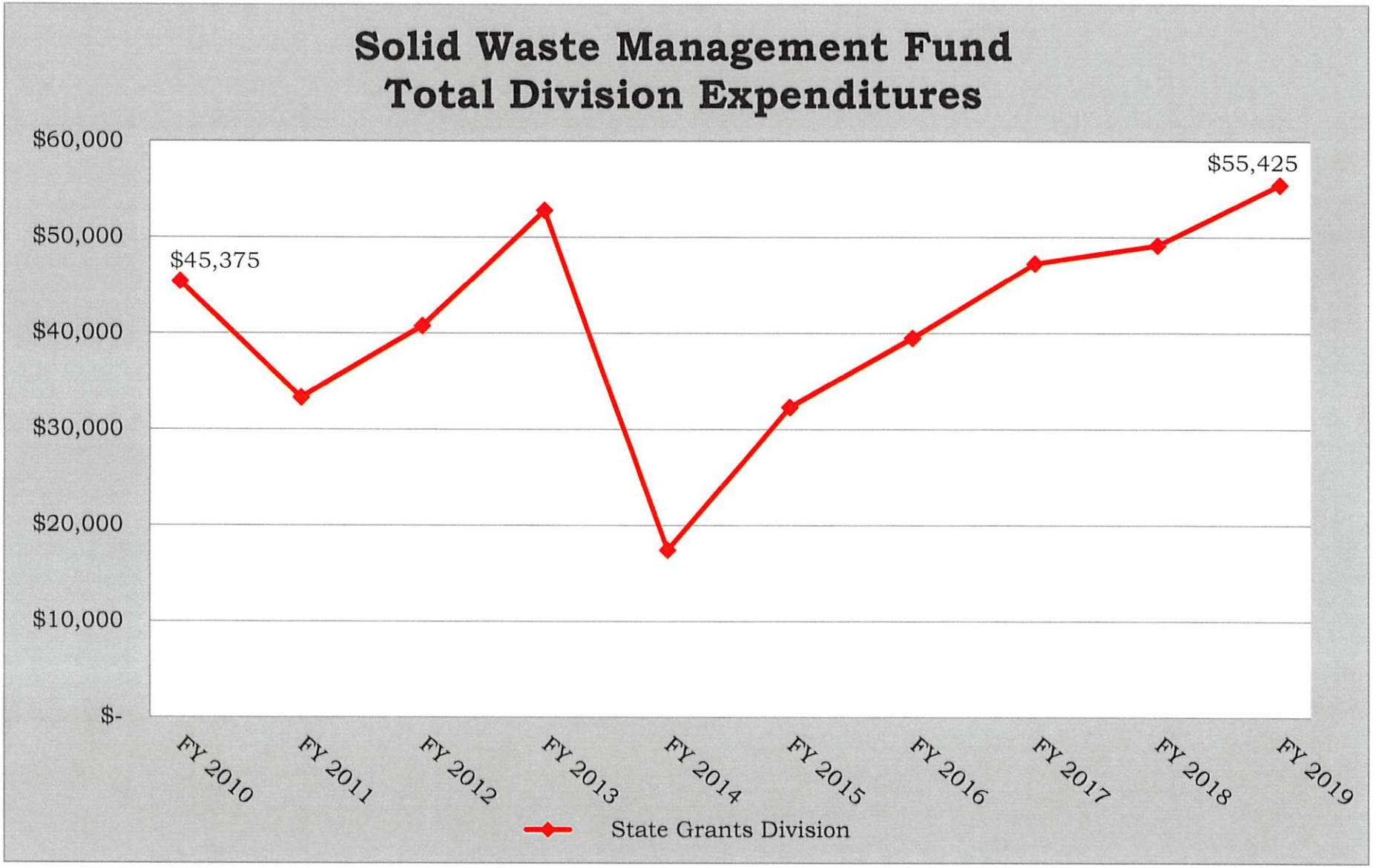
Solid Waste Management Fund
Total Division Expenditures
$60,000
$50,000
$40,000
$30,000
$20,000
$10,000
$-
$45,375
$55,425
FY 2010
FY 2011
FY 2012
FY 2013
FY 2014
FY 2015
FY 2016
FY 2017
FY 2018
FY 2019
State Grants Division

Parks & Stormwater Sales Tax

Fund Balance Projection

	FY 2017 Actuals	FY 2018 Adjusted Budget	FY 2018 Estimated Actuals	FY 2019 Proposed Budget
REVENUES				
Taxes	$ 3,555,159	$ 3,425,000	$ 3,537,500	$ 3,590,563
Charges & Assessments	36,578	-	-	-
Other Income & Donations	-	-	-	-
Federal Grants	-	250,000	250,000	200,000
Local Grants	-	-	-	-
TOTAL REVENUES	**$ 3,591,737**	**$ 3,675,000**	**$ 3,787,500**	**$ 3,790,563**
EXPENDITURES				
Stormwater Projects	$ 1,832,532	$ 3,426,488	$ 1,851,630	$ 4,825,177
Parks Projects	965,162	812,536	796,080	381,237
TOTAL EXPENDITURES	**$ 2,797,694**	**$ 4,239,024**	**$ 2,647,710**	**$ 5,206,414**
EXCESS REVENUES OVER (UNDER) EXPENDITURES	**$ 794,043**	**$ (564,024)**	**$ 1,139,790**	**$ (1,415,851)**
OTHER FINANCING SOURCES (USES)				
Transfers In	$ -	$ -	$ -	$ -
Transfers Out	(432,182)	(440,451)	(449,451)	(427,085)
TOTAL OTHER FINANCING SOURCES (USES)	**$ (432,182)**	**$ (440,451)**	**$ (449,451)**	**$ (427,085)**
NET CHANGE IN FUND BALANCE	**$ 361,861**	**$ (1,004,475)**	**$ 690,339**	**$ (1,842,936)**
FUND BALANCE, BEGINNING OF YEAR	**$ 2,175,134**	**$ 2,536,995**	**$ 2,536,995**	**$ 3,227,334**
FUND BALANCE, END OF YEAR	**$ 2,536,995**	**$ 1,532,520**	**$ 3,227,334**	**$ 1,384,398**
FUND BALANCE SUMMARY:				
Reserved Fund Balance	$ -	$ -	$ -	$ -
Unrestricted Fund Balance	2,536,995	1,532,520	3,227,334	1,384,398
TOTAL FUND BALANCE SUMMARY	**$ 2,536,995**	**$ 1,532,520**	**$ 3,227,334**	**$ 1,384,398**

CITY OF JOPLIN, MISSOURI
PARKS AND STORMWATER SALES TAX FUND
PROJECTED COSTS COMPARED TO ACTUAL COSTS
INCEPTION TO DATE THRU 3rd QUARTER FY 2018

PARKS PROJECTS:	PROJECT CODE	ORIGINAL PROJECTED COST	ACTUAL COST TO DATE	REVISED PROJECTED COST	COMPLETED PROJECTS (OVER) / UNDER ORIG. PROJ. COST
McKinley Park Improvement Project	NA	$ 30,000	$ -	$ -	$ 30,000
Mohaska Park Improvement Project	TS0216	30,000	24,506	24,506	5,494
Garvin Park Improvement Project	TS0202	60,000	53,706	53,706	6,294
Iron Gates Park Improvement Project	TS0207	100,000	64,643	64,643	35,357
Roanoke Park Improvement Project	TS0208	30,000	30,405	30,405	(405)
McClelland Park Improvement Project	TS0209	150,000	101,841	101,841	48,159
Schifferdecker Park Improvement Project	TS0210	220,000	105,559	105,559	114,441
Spiva Park Improvement Project	TS0211	20,000	15,400	15,400	4,600
McIndoe Park Improvement Project	TS0212	200,000	162,050	162,050	37,950
Pedestrian & Bike Trails Project	TS0213	550,000	426	426	549,574
Landscaping & Beautification of Entire Park System	TS0214	150,000	9,927	9,927	140,073 *
Softball Fields	TS0215	888,104	1,806,774	1,806,774	(918,670)
Athletic Complex Project	TS0203	6,000,000	7,163,204	7,163,204	(1,163,204)
Ewert Pool Renovation	TS0204	800,000	1,110,366	1,110,366	(310,366)
Cunningham Pool Renovation	TS0206	800,000	1,206,447	1,206,447	(406,447)
Memorial Hall Project	TS0205	229,000	254,010	254,010	(25,010)
TOTAL PARKS PROJECTS		**$ 10,257,104**	**$ 12,109,265**	**$ 12,109,265**	**$ (1,852,161)**
STORMWATER PROJECTS:					
Annual Maintenance (10 Years)	TS0408	$ 2,500,000	$ 3,539,816	$ 3,539,816	(1,039,816)
Willow Branch Phase 1 (6th Street Relief)	TS0201	2,469,834	2,516,024	2,516,024	(46,190)
4th Street East & Murphy Blvd.	TS0404	1,000,805	973,309	973,309	27,496
5th Street & Division Avenue	TS0403	951,180	1,285,914	1,285,914	(334,734)
Willow Branch Phase 3 (Connor Ave. Relief)	TS0407	508,880	297,519	297,519	211,361
Davis S.W. Detention Project	TS0402	502,275	648,541	648,541	(146,266)
Brownell - 32nd Street to 34th Street	TS0409	606,421	78,847	78,847	527,574
Mohaska Ditch	TS0410	593,104	218,402	218,402	-
5th Street & Murphy Boulevard	TS0405	391,094	742,721	742,721	(351,627)
Willow Branch Phase 2 (Moffet Ave. Relief)	TS0406	625,790	1,324,406	1,324,406	(698,616)
Roosevelt Ave. at 17th Street (Culvert)	TS0411	45,892	80,421	80,421	(34,529)
Connecticut Ave. S. of Campbell Parkway (Culvert)	TS0412	156,000	274,200	274,200	(118,200)
30th Street & McClelland Boulevard	TS0413	666,278	576,120	576,120	90,158

Prepared by: Sherri McCulloch
H:\My Documents\Excel\Financials\Parks & Stormwater Proj-3rd Qtr FY2018

CITY OF JOPLIN, MISSOURI
PARKS AND STORMWATER SALES TAX FUND
PROJECTED COSTS COMPARED TO ACTUAL COSTS
INCEPTION TO DATE THRU 3rd QUARTER FY 2018

STORMWATER PROJECTS:	PROJECT CODE	ORIGINAL PROJECTED COST	ACTUAL COST TO DATE	REVISED PROJECTED COST	COMPLETED PROJECTS (OVER)/UNDER ORIG. PROJ. COST	
Willow Branch Phase 4 (Picher Ave. - 10th to Junge)	TS0414	$ 530,530	$ 470,910	$ 470,910	$ 59,620	
Range Line Road South of 20th Street	TS0415	426,600	406,376	406,376	20,224	
38th Street & Jackson Avenue (Jackson Culvert)	TS0416	70,200	70,297	70,297	(97)	
6th Street & Porter Avenue	TS0417	307,035	32,725	32,725	274,310	
44th Street East of Oaklawn Drive (Bridge)	TS0418	278,374	121,566	121,566	156,808	*
36th Street to Ferguson Road (Ditch)	TS0419	211,230	242,095	242,095	(30,865)	
Porter Avenue & "B" Street	TS0420	796,800	205,233	205,233	-	
McCoy Avenue & West 1st Street	TS0421	92,933	66,274	66,274	26,659	
"C" Street West of Porter Avenue	TS0422	190,801	57,567	57,567	-	
8th Street & Patterson Avenue	TS0423	284,577	284,724	284,724	-	
Maiden Lane North of 7th Street	TS0424	87,387	1,255,676	1,255,676	(1,168,289)	
"B" Street West of Porter Avenue	TS0425	62,626	1,404,800	1,404,800	-	
Texas Avenue - 32nd Street to 34th Street	TS0426	317,987	125,026	125,026	192,962	
Joplin Avenue - 11th Street to 12th Street	TS0427	329,443	367,001	367,001	(37,558)	
2nd Street West of Walnut Avenue	TS0428	78,480	74,945	74,945	3,535	
15th Street East of Delaware Avenue	TS0429	207,000	164,247	164,247	42,753	
10th Street & Peters Avenue	TS0430	46,606	45,424	45,424	1,182	
Schifferdecker Avenue at 32nd Street	TS0431	79,024	-	-	79,024	*
Indiana Avenue - 20th Street to 22nd Street	TS0432	1,324,861	2,360,756	2,360,756	(1,035,895)	
Iowa Avenue - 20th Street to 24th Street	TS0433	1,379,048	130,955	130,955	1,248,093	
Old 32nd Street at McClelland Boulevard	TS0434	461,500	219,436	219,436	242,064	
33rd Street West of Connecticut Avenue (Ditch)	TS0435	95,808	116,729	116,729	(20,921)	
Connecticut Avenue North of 26th Street	TS0436	43,833	16,432	16,432	27,402	
Maiden Lane - 17th Street to 20th Street	TS0437	593,339	-	-	593,339	
Main Street at 10th Street	TS0438	47,269	99,942	99,942	(52,673)	
"A" Street West of Porter Avenue	TS0439	88,529	217,779	217,779	(129,250)	
Perkins Street West of Monroe Avenue	TS0440	120,926	54,695	54,695	66,231	
32nd Street & Schifferdecker Avenue	TS0441	56,912	-	-	56,912	*
24th Street & Meadow Avenue	TS0442	515,749	458,333	458,333	57,416	
14th Street West of Joplin Avenue	TS0443	222,211	89,802	89,802	132,409	
TOTAL STORMWATER PROJECTS		**$ 20,365,171**	**$ 21,715,986**	**$ 21,715,986**	**$ (1,107,998)**	

*Projects completed using other funds.

Project Completed in Current Quarter

Project Complete

Prepared by: Sherri McCulloch
H:\My Documents\Excel\Financials\Parks & Stormwater Proj-3rd Qtr FY2018

CITY OF JOPLIN, MISSOURI
PARKS AND STORMWATER SALES TAX FUND
PARKS & STORMWATER II PROJECTED COSTS COMPARED TO ACTUAL COSTS
INCEPTION TO DATE THRU 3rd QUARTER FY 2018

	PROJECT CODE	ORIGINAL PROJECTED COST	ACTUAL COST TO DATE	REVISED PROJECTED COST	COMPLETED PROJECTS (OVER) / UNDER ORIG. PROJ. COST
PARKS PROJECTS:					
Annual Maintenance (10 Years)	TS0501	$ 1,447,600	$ 544,527	$ 1,447,600	$ -
Softball Complex Amenities	TS0502	1,195,500	986,731	986,731	208,769
Trail Amenities (Benches, Receptacles & Trail Markers)	TS0503	200,100	-	30,100	-
Schifferdecker Park Improvements	TS0504	327,000	354,230	354,230	-
Parr Hill Park Improvements	TS0505	70,000	30,805	30,805	39,195
Skate Pods at Existing Parks	TS0506	240,000	314,694	314,694	(74,694)
Athletic Complex Improvements	TS0507	77,000	31,340	76,340	-
Cunningham Park Improvements	TS0508	150,000	82,278	82,278	67,722
Ewert Park Improvements	TS0509	50,000	34,410	34,410	-
McClelland to Town Green via Tin Cup Trail	TS0510	1,098,250	241,468	1,098,250	-
Campbell Parkway Improvements*	TS0511	60,000	-	-	60,000
Garvin Park Improvements	TS0512	13,000	-	13,000	-
Leonard Park Improvements	TS0513	45,000	36,507	45,000	-
McClelland Park Improvements	TS0514	63,500	-	63,500	-
Humphrey Park Improvements	TS0515	57,000	36,258	36,258	-
Overlay 6 Outdoor Basketball/7 Tennis Court Improvements	TS0516	227,500	32,316	227,500	-
Landreth Park Improvements	TS0517	120,000	1,200	100,000	-
Spiva Park Improvements	TS0518	50,000	23,276	23,276	26,724
Wildcat Glades & Audubon Center Annual Support	TS0519	150,000	150,000	150,000	-
Low Water Bridge to Grand Falls Trail	TS0520	1,300,000	-	1,300,000	-
Aquatic Center - Option B	TS0521	5,800,000	5,768,803	5,768,803	31,197
Off Leash Dog Park - Landreth West/Dover South	TS0522	51,500	13,388	13,388	38,112
Joe Becker Turf Project	TS0523	-	461,528	461,528	(461,528)
TOTAL PARKS PROJECTS		**$ 12,792,950**	**$ 9,143,758**	**$ 12,657,690**	**$ (64,502)**

*Project completed using other funds.

Project Completed in Current Quarter

Project Complete

Prepared by: Sherri McCulloch
H:\My Documents\Excel\Financials\Parks & Stormwater II Proj 3rd Qtr FY2018

CITY OF JOPLIN, MISSOURI
PARKS AND STORMWATER SALES TAX FUND
PARKS & STORMWATER II PROJECTED COSTS COMPARED TO ACTUAL COSTS
INCEPTION TO DATE THRU 3rd QUARTER FY 2018

	PROJECT CODE	ORIGINAL PROJECTED COST	ACTUAL COST TO DATE	REVISED PROJECTED COST	COMPLETED PROJECTS (OVER) / UNDER ORIG. PROJ. COST
STORMWATER PROJECTS:					
Minor System Improvements ($96,185 Annual Expense)	TS0601	$ 961,850	$ 469,626	$ 961,850	$ -
Ditch & Detention Pond Mtce ($300,000 Annual Expense)	TS0602	3,000,000	1,007,300	3,000,000	-
Catch Basin & Closed System Mtce ($250,000 Annual Expense)	TS0603	2,500,000	857,088	2,500,000	-
Regional Detention, NE side of Murphy Blvd. & S. of 15th	TS0604	774,200	26,076	26,076	(53,804)
Regional Det., NE side of Murphy Blvd. & S. of 15th - State Grant**	GSTA09	-	801,928	801,928	-
Regional Detention, W. of Arizona & N. of 32nd	TS0605	2,652,000	1,131,404	1,381,058	-
Regional Detention, W. of Arizona & N. of 32nd - State Grant**	GSTA03	-	1,270,942	1,270,942	-
Storm Sewer Improvements, Illinois between 7th & 9th	TS0606	987,000	203,742	987,000	-
Regional Detention, 15th & Massachusetts	TS0607	1,543,000	203,288	1,543,000	-
Culvert Improvements, Lone Elm & Murphy Blvd.	TS0608	565,000	-	565,000	-
Ditch & Culvert Improvements, Connecticut between 32nd & 35th	TS0609	656,000	19,999	656,000	-
Ditch & Culvert Improvements, Connecticut between 35th & 37th	TS0610	518,000	13,502	518,000	-
Channel Improvement, Canterbury Ditch 3rd to 7th	TS0611	1,163,000	-	1,163,000	-
Ditch & Culvert Improvements, 4th & School Avenue	TS0612	739,000	529,917	739,000	-
Ditch Improvements, Euclid & Odessa/Rolla	TS0613	525,000	486,988	486,988	38,012
Ditch & Culvert Improvements, 10th & Peters Avenue	TS0614	556,000	968,998	968,998	(412,998)
New Culvert System, Michigan between 30th & 27th	TS0615	621,000	-	-	(478,574)
New Culvert System, Michigan between 30th & 27th - State Grant**	GSTA04	-	1,099,574	1,099,574	-
Ditch Improvements, 2nd & Oliver/McCoy	TS0616	119,000	-	119,000	-
New Culvert System, Hill between Division & Mineral	TS0617	269,000	473,312	473,312	(204,312)
Curb Inlet Improvements, 4th & Tyler/Adele	TS0618	358,000	207,313	207,313	150,687
Joplin Creek, East Drainage Basin	TS0619	2,300,000	-	2,300,000	-
Joe Becker Stadium	TS0620	-	26,075	26,075	(26,075)
Airport - Public Safety Training Center	TS0621	-	92,734	92,734	(92,734)
TOTAL STORMWATER PROJECTS		**$ 20,807,050**	**$ 9,889,808**	**$ 21,886,849**	**$ (1,079,799)**

*Project completed using other funds.

Project Completed in Current Quarter

Project Complete

**These projects are under a State Grant approved in 2013. The City received a State Grant following the tornado for infrastructure repairs within the tornado zone.

Prepared by: Sherri McCulloch
H:\My Documents\Excel\Financials\Parks & Stormwater II Proj 3rd Qtr FY2018

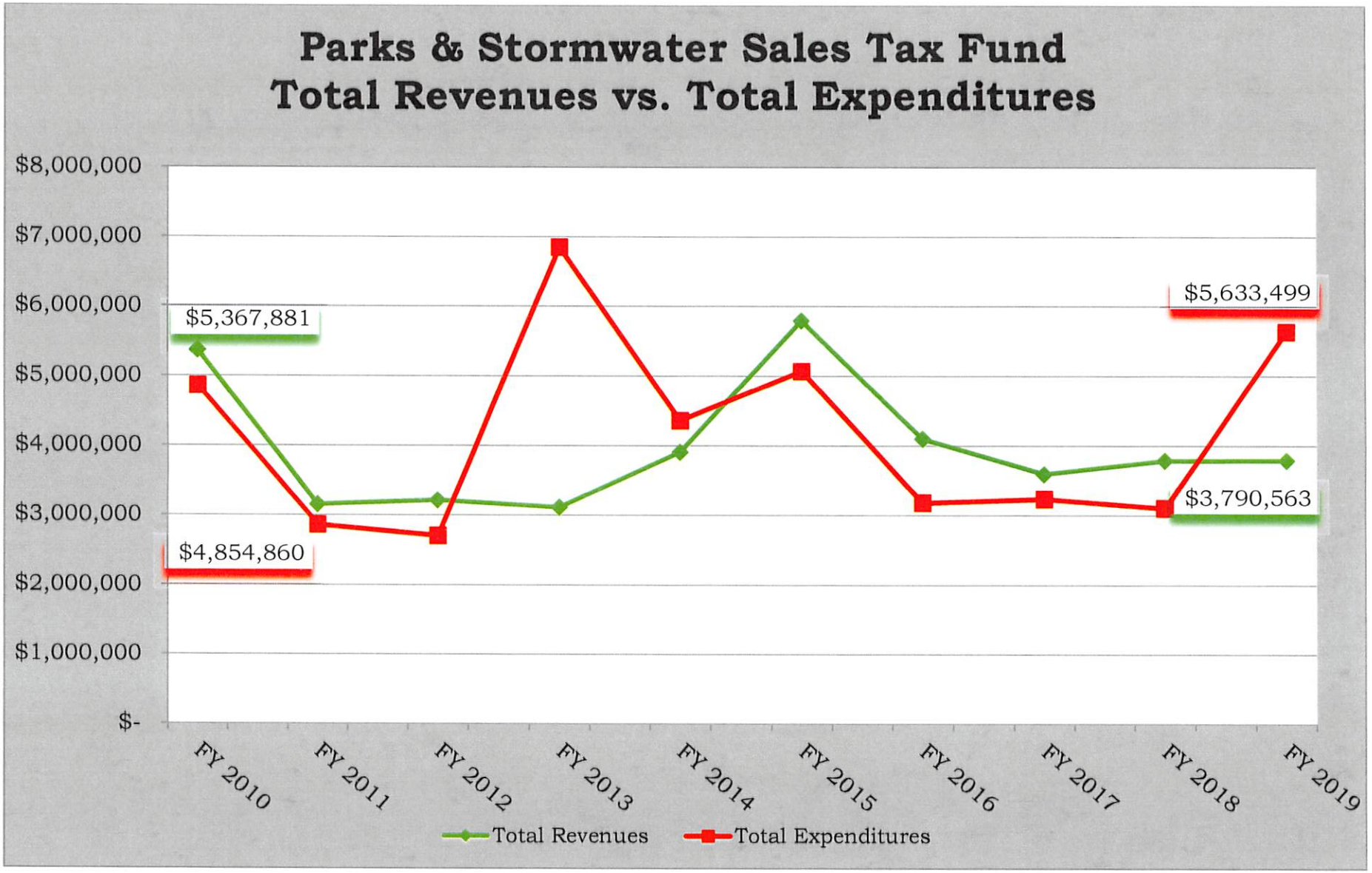
Parks & Stormwater Sales Tax Fund
Total Revenues vs. Total Expenditures
$8,000,000
$7,000,000
$6,000,000
$5,000,000
$4,000,000
$3,000,000
$2,000,000
$1,000,000
$-
$5,367,881
$4,854,860
$5,633,499
$3,790,563
FY 2010
FY 2011
FY 2012
FY 2013
FY 2014
FY 2015
FY 2016
FY 2017
FY 2018
FY 2019
Total Revenues
Total Expenditures

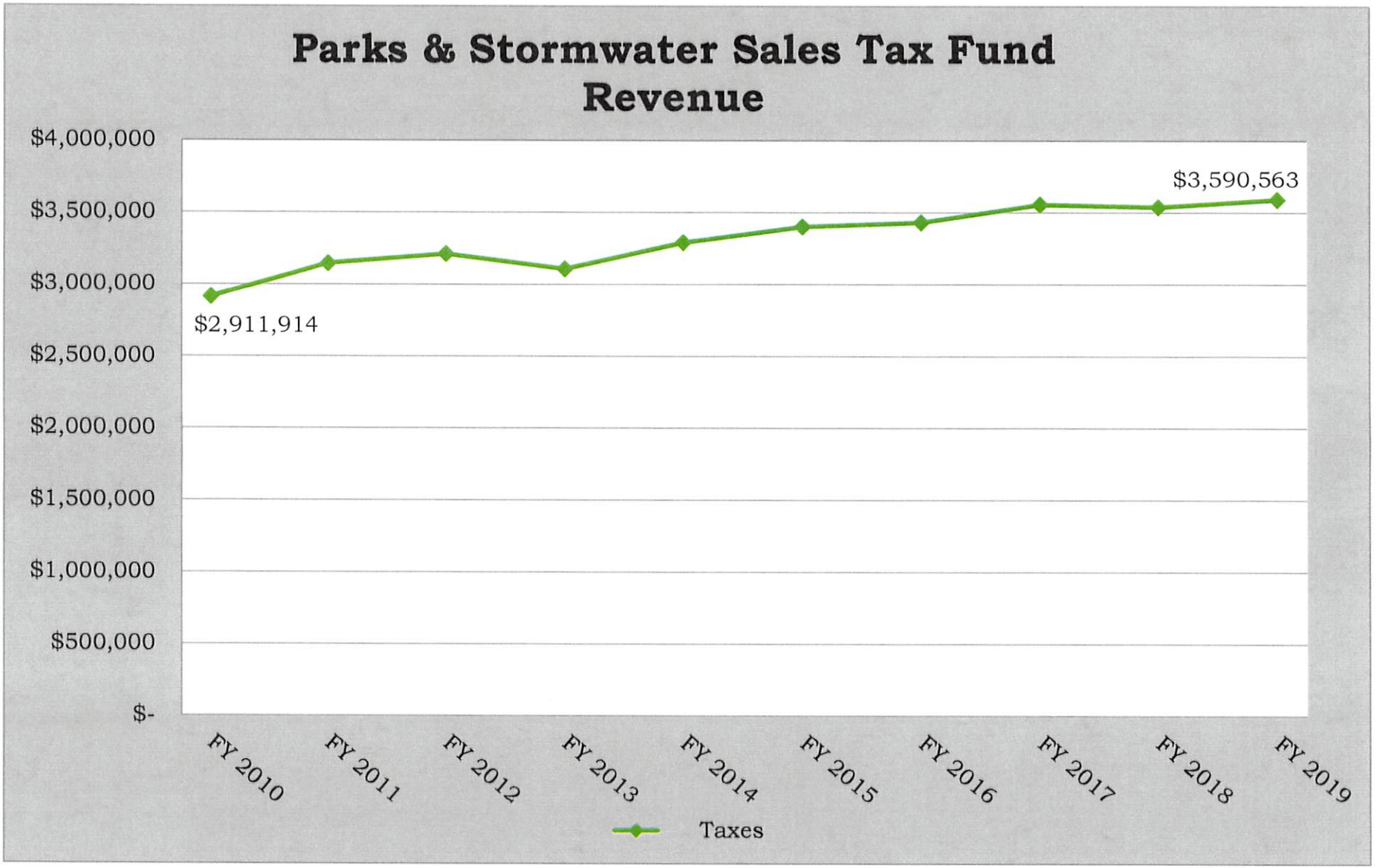
Parks & Stormwater Sales Tax Fund
Revenue
$4,000,000
$3,500,000
$3,000,000
$2,500,000
$2,000,000
$1,500,000
$1,000,000
$500,000
$-
$2,911,914
$3,590,563
FY 2010
FY 2011
FY 2012
FY 2013
FY 2014
FY 2015
FY 2016
FY 2017
FY 2018
FY 2019
Taxes

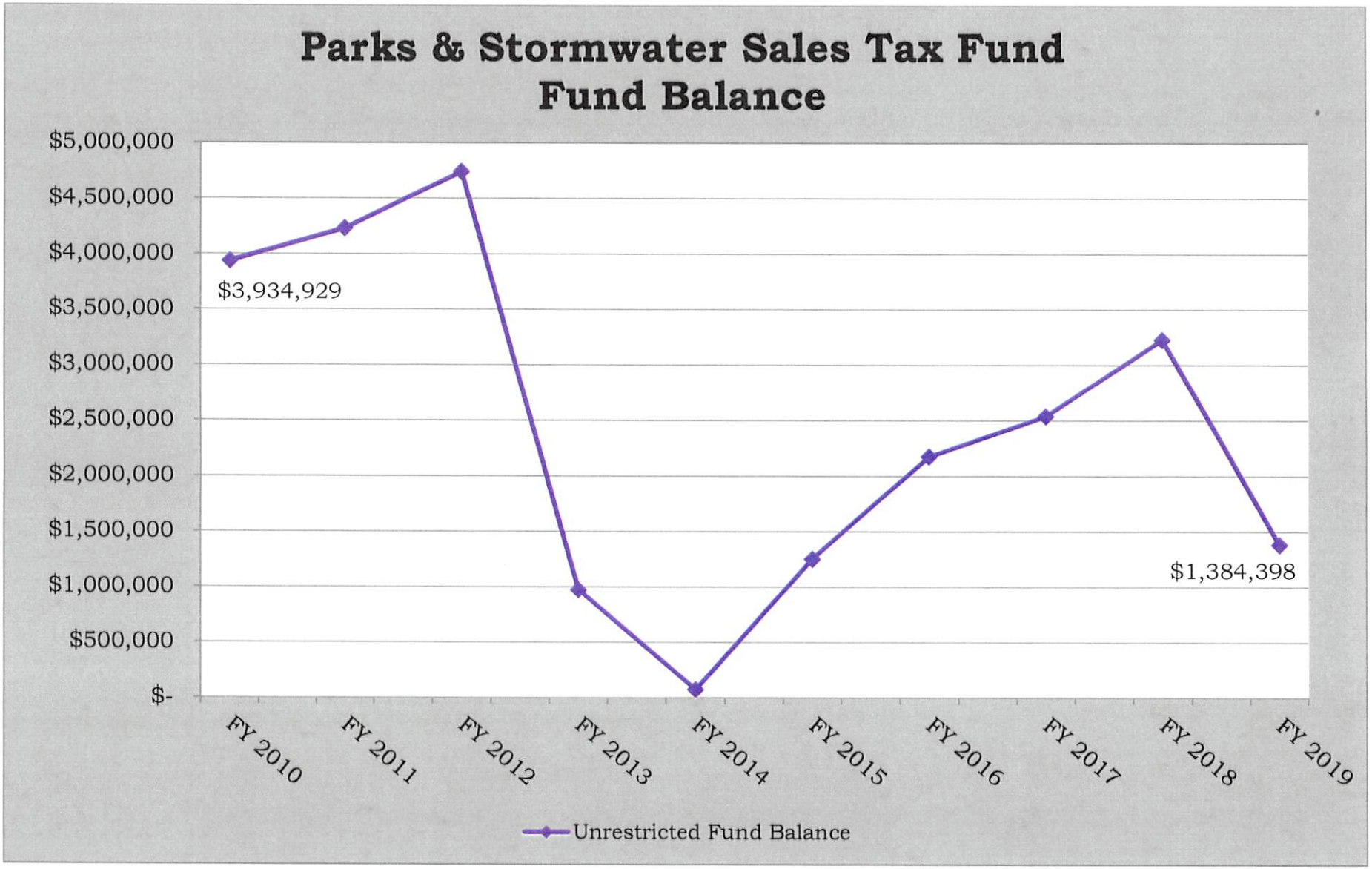
Parks & Stormwater Sales Tax Fund
Fund Balance
$5,000,000
$4,500,000
$4,000,000
$3,500,000
$3,000,000
$2,500,000
$2,000,000
$1,500,000
$1,000,000
$500,000
$-
$3,934,929
$1,384,398
FY 2010
FY 2011
FY 2012
FY 2013
FY 2014
FY 2015
FY 2016
FY 2017
FY 2018
FY 2019
Unrestricted Fund Balance

PARKS/STORMWATER SALES TAX

PUBLIC WORKS

FY 2019 BUDGET HIGHLIGHTS

Department Summary:

In 2001, the Joplin voters approved a new ¼-cent parks/stormwater sales tax to be used for specific stormwater and parks improvements in the community, which went into effect during 2002 with a sunset date of March 31, 2012. In 2011, the voters renewed this tax for various new stormwater and parks projects. This renewed tax has a sunset date of March 31, 2022.

All stormwater projects included in Phase I of this tax have been completed. The City continues to work to complete the remaining stormwater projects in Phase II.

Notable Budget Items:

Operational Items:

- $15,000 In Marketing & Public Relations-Begin public education and involvement process as required by MS4 permit

Capital Items:

- $1,000,000 Minor System Improvements
- $900,000 Storm Sewer Improvements-Illinois between 7th & 9th
- $1,250,000 Regional Detention, 15th & Massachusetts
- $1,050,000 Ditch & Culvert Improvements at 4th & School Avenue

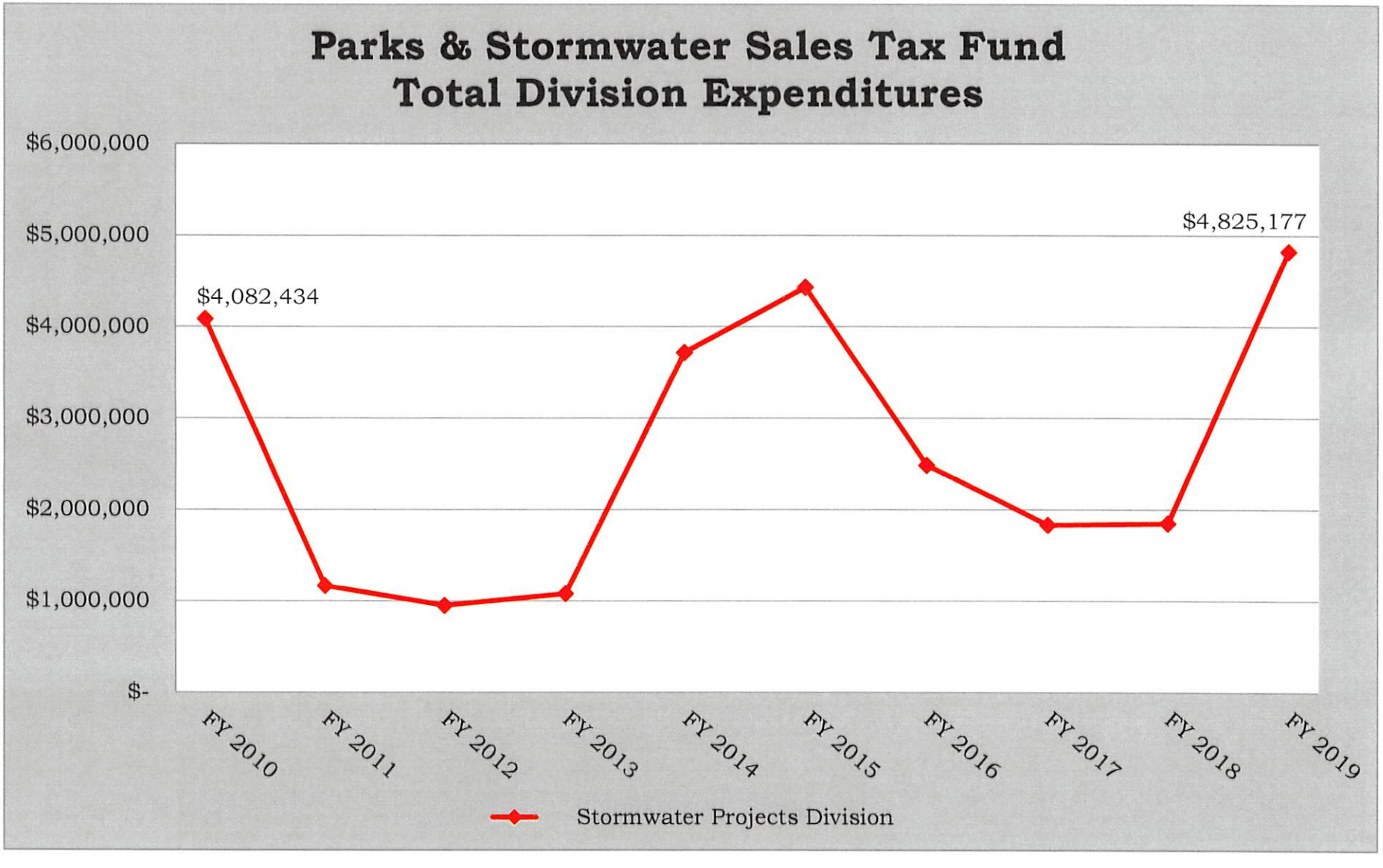
Parks & Stormwater Sales Tax Fund
Total Division Expenditures
$6,000,000
$5,000,000
$4,000,000
$3,000,000
$2,000,000
$1,000,000
$-
$4,082,434
$4,825,177
FY 2010
FY 2011
FY 2012
FY 2013
FY 2014
FY 2015
FY 2016
FY 2017
FY 2018
FY 2019
Stormwater Projects Division

PARKS/STORMWATER SALES TAX

PARKS

FY 2019 BUDGET HIGHLIGHTS

Department Summary:

In 2001, the Joplin voters approved a new ¼-cent parks/stormwater sales tax to be used for specific stormwater and parks improvements in the community, which went into effect during 2002 with a sunset date of March 31, 2012. In 2011, the voters renewed this tax for various new stormwater and parks projects. This renewed tax has a sunset date of March 31, 2022.

All of the parks projects in Phase I of this tax have been completed. The City continues to work to complete the remaining parks projects in Phase II.

Notable Budget Items:

Capital Items:

- $50,000 McClelland Park Improvements-Playground, Trees & Landscaping
- $135,000 Resurface Roanoke Tennis Court & Resurface Athletic Complex Tennis Courts
- $50,000 Landreth Park Improvements-Playground, Trees & Landscaping

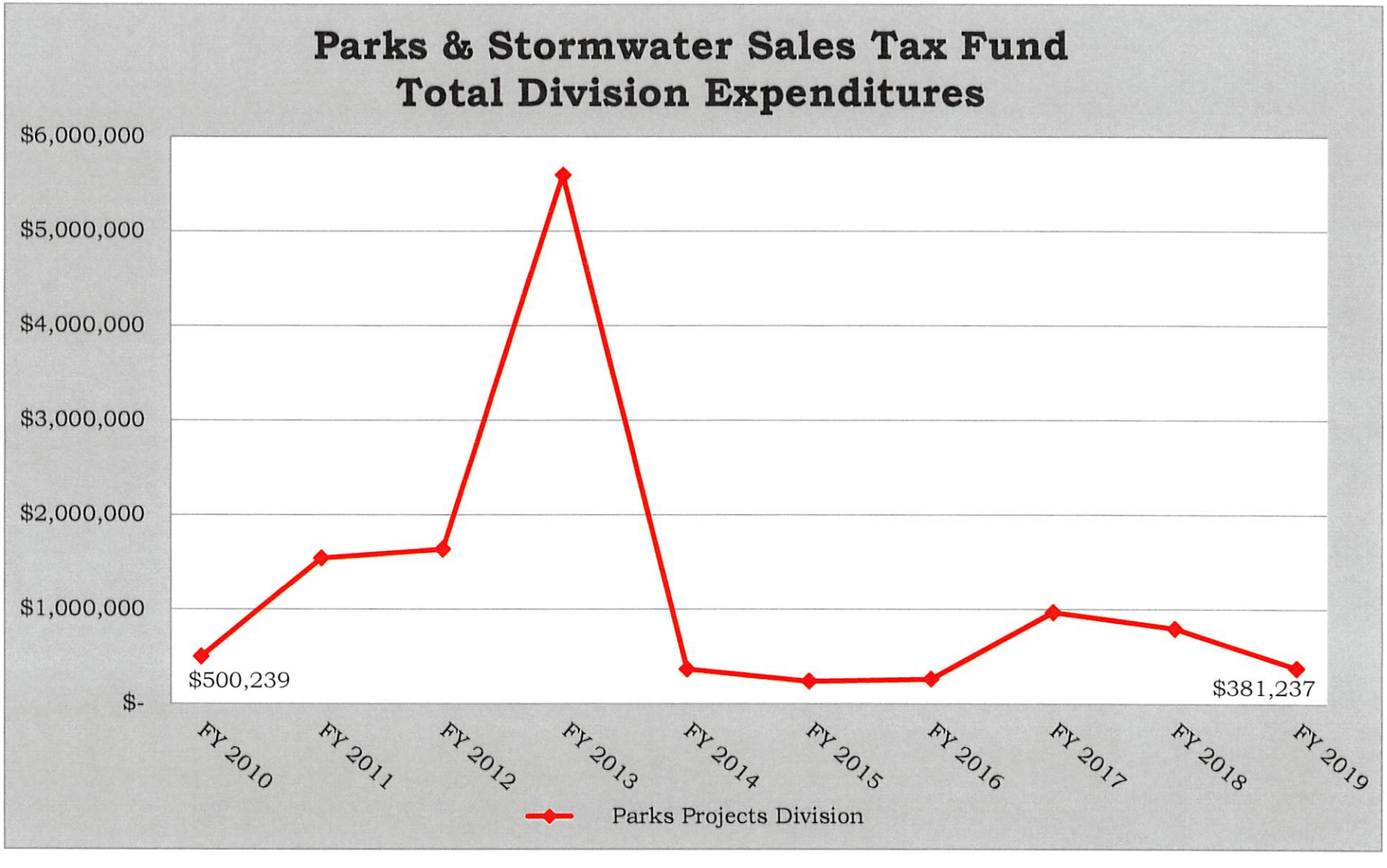
Parks & Stormwater Sales Tax Fund
Total Division Expenditures
$6,000,000
$5,000,000
$4,000,000
$3,000,000
$2,000,000
$1,000,000
$-
$500,239
$381,237
FY 2010
FY 2011
FY 2012
FY 2013
FY 2014
FY 2015
FY 2016
FY 2017
FY 2018
FY 2019
Parks Projects Division

Transportation Sales Tax

Fund Balance Projection

	FY 2017 Actuals	FY 2018 Adjusted Budget	FY 2018 Estimated Actuals	FY 2019 Proposed Budget
REVENUES				
Taxes	$ 9,163,030	$ 8,870,000	$ 9,130,000	$ 9,236,125
Service Charges & User Fees	210,678	212,500	211,150	211,150
Charges & Assessments	603,714	780,000	850,000	850,000
Other Income & Donations	176,955	19,100	42,600	66,600
Federal Grants	39,074	-	-	-
State Grants	750,847	1,000,007	1,026,844	664,289
Local Grants	16,153	16,000	16,000	16,000
TOTAL REVENUES	**$ 10,960,451**	**$ 10,897,607**	**$ 11,276,594**	**$ 11,044,164**
EXPENDITURES				
Street Maintenance	$ 6,702,016	$ 6,531,116	$ 6,723,661	$ 6,153,271
Street Cleaning	489,759	314,785	294,785	271,378
Traffic Control	455,829	462,734	460,788	436,899
Traffic Signal Maintenance	43,275	90,654	82,912	180,670
Paratransit System	1,382,237	1,801,366	1,817,171	1,370,719
Cab Assistance	128,659	175,000	125,000	125,000
TOTAL EXPENDITURES	**$ 9,201,775**	**$ 9,375,655**	**$ 9,504,317**	**$ 8,537,937**
EXCESS REVENUES OVER (UNDER) EXPENDITURES	**$ 1,758,676**	**$ 1,521,952**	**$ 1,772,277**	**$ 2,506,227**
OTHER FINANCING SOURCES (USES)				
Transfers In	$ -	$ -	$ -	$ -
Transfers Out	(2,971,432)	(2,993,074)	(3,053,674)	(3,062,249)
TOTAL OTHER FINANCING SOURCES (USES)	**$ (2,971,432)**	**$ (2,993,074)**	**$ (3,053,674)**	**$ (3,062,249)**
NET CHANGE IN FUND BALANCE	**$ (1,212,756)**	**$ (1,471,122)**	**$ (1,281,397)**	**$ (556,022)**
FUND BALANCE, BEGINNING OF YEAR	**$ 7,683,472**	**$ 6,470,716**	**$ 6,470,716**	**$ 5,189,319**
FUND BALANCE, END OF YEAR	**$ 6,470,716**	**$ 4,999,594**	**$ 5,189,319**	**$ 4,633,297**
FUND BALANCE SUMMARY:				
Reserved Fund Balance	$ -	$ -	$ -	$ -
Unrestricted Fund Balance	6,470,716	4,999,594	5,189,319	4,633,297
TOTAL FUND BALANCE SUMMARY	**$ 6,470,716**	**$ 4,999,594**	**$ 5,189,319**	**$ 4,633,297**

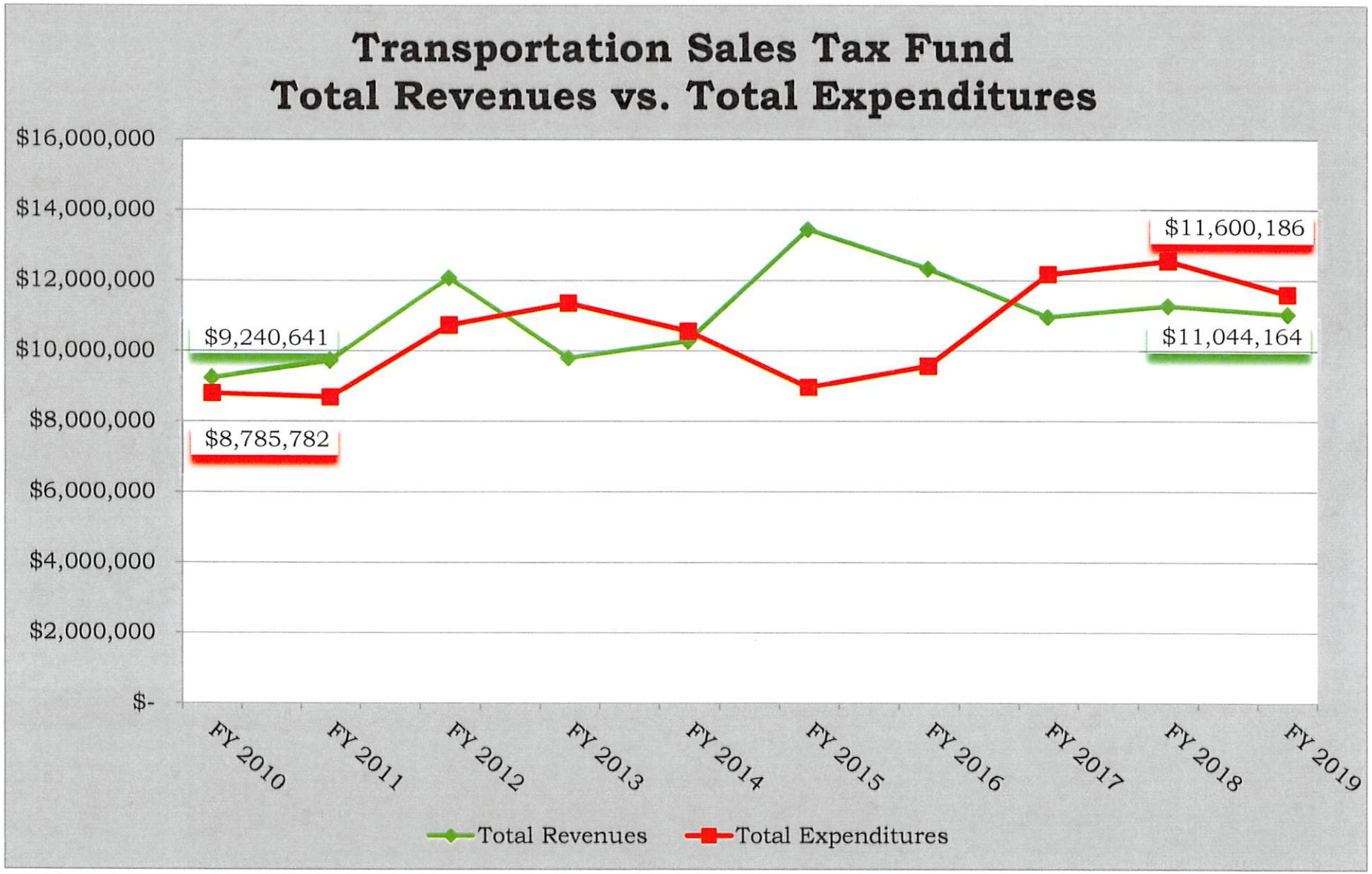
Transportation Sales Tax Fund
Total Revenues vs. Total Expenditures
$16,000,000
$14,000,000
$12,000,000
$10,000,000
$8,000,000
$6,000,000
$4,000,000
$2,000,000
$-
$9,240,641
$8,785,782
$11,600,186
$11,044,164
FY 2010
FY 2011
FY 2012
FY 2013
FY 2014
FY 2015
FY 2016
FY 2017
FY 2018
FY 2019
Total Revenues
Total Expenditures

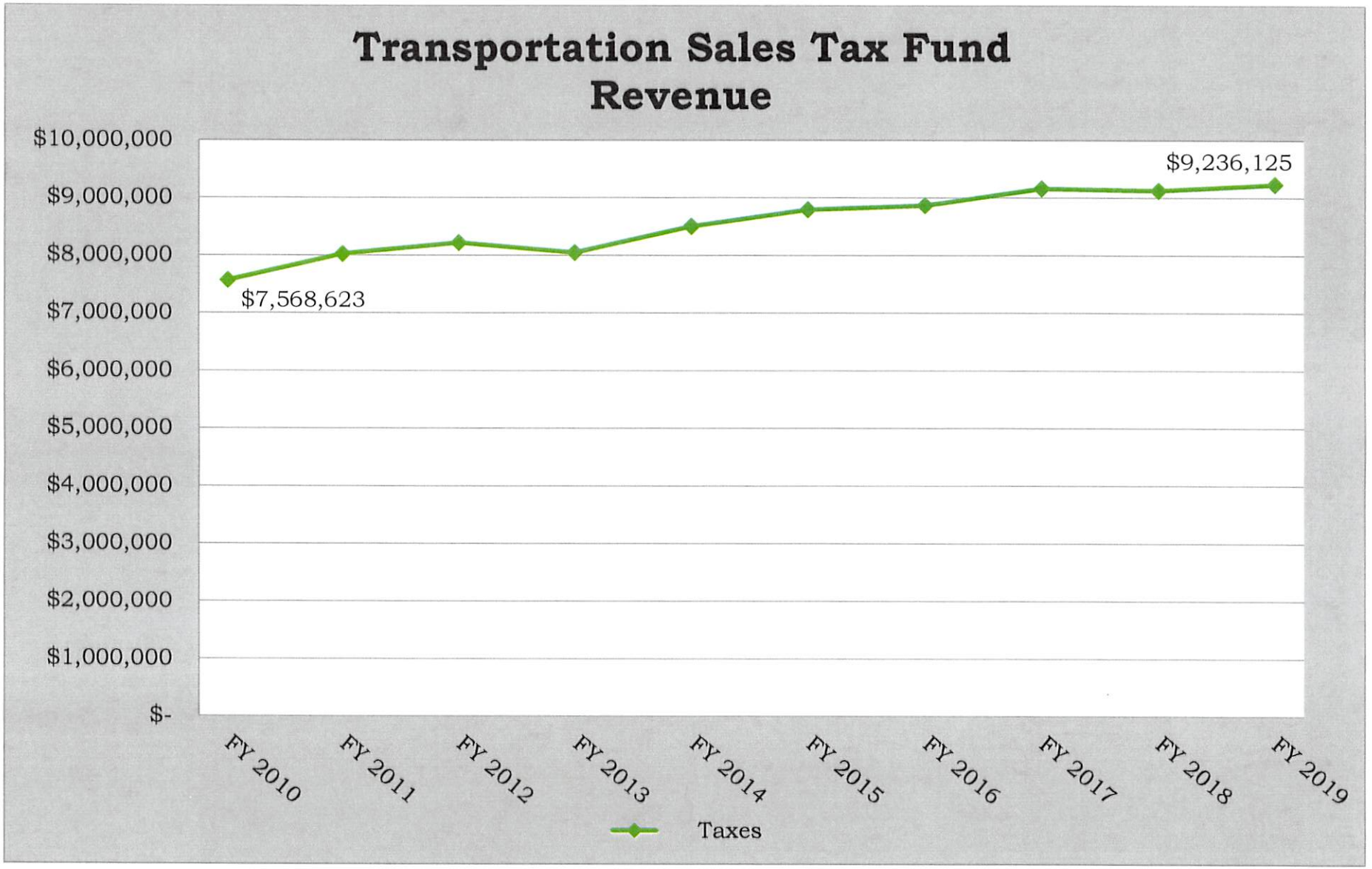
Transportation Sales Tax Fund
Revenue
$10,000,000
$9,000,000
$8,000,000
$7,000,000
$6,000,000
$5,000,000
$4,000,000
$3,000,000
$2,000,000
$1,000,000
$-
$7,568,623
$9,236,125
FY 2010
FY 2011
FY 2012
FY 2013
FY 2014
FY 2015
FY 2016
FY 2017
FY 2018
FY 2019
Taxes

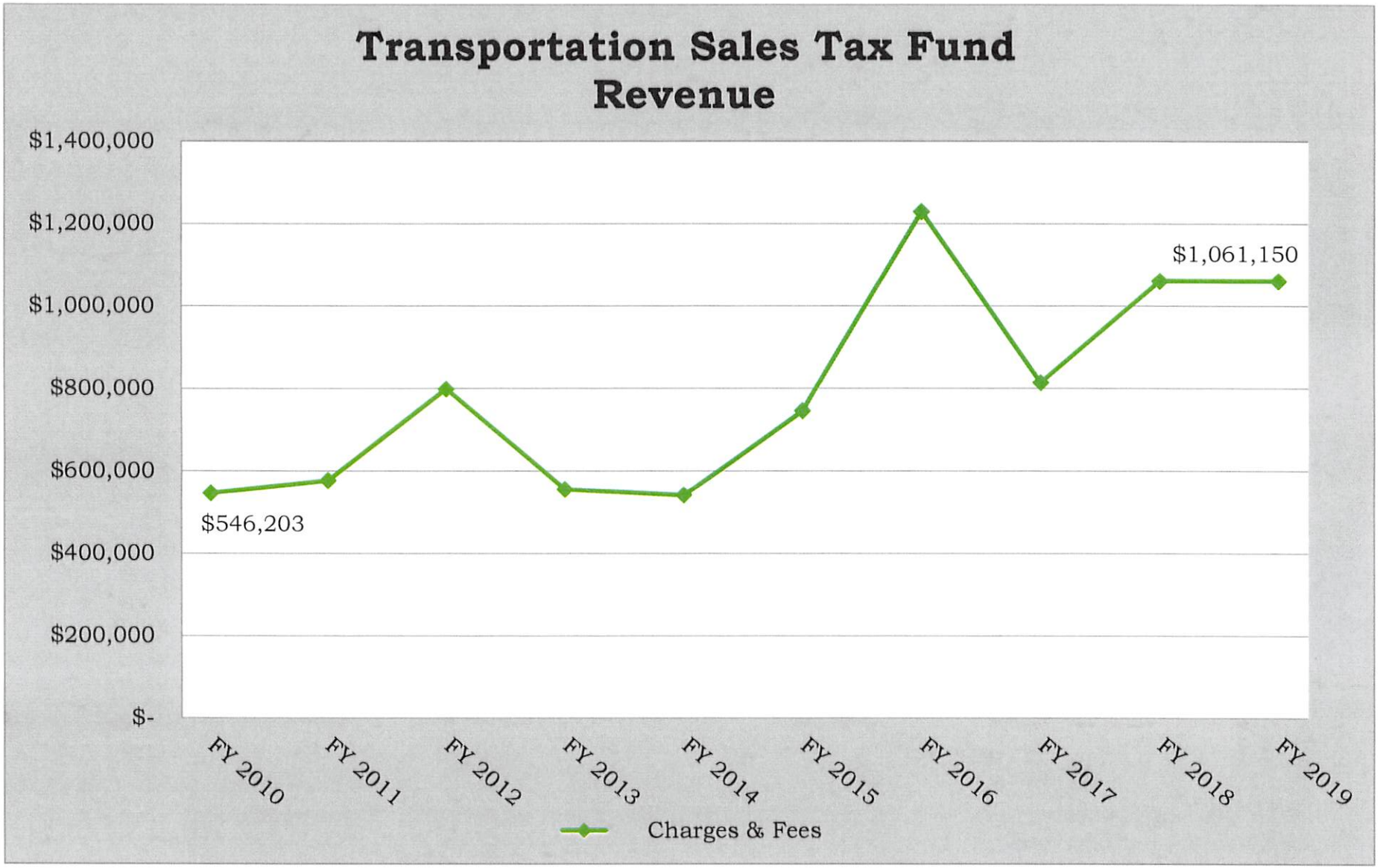
Transportation Sales Tax Fund
Revenue
$1,400,000
$1,200,000
$1,000,000
$800,000
$600,000
$400,000
$200,000
$-
$546,203
$1,061,150
FY 2010
FY 2011
FY 2012
FY 2013
FY 2014
FY 2015
FY 2016
FY 2017
FY 2018
FY 2019
Charges & Fees

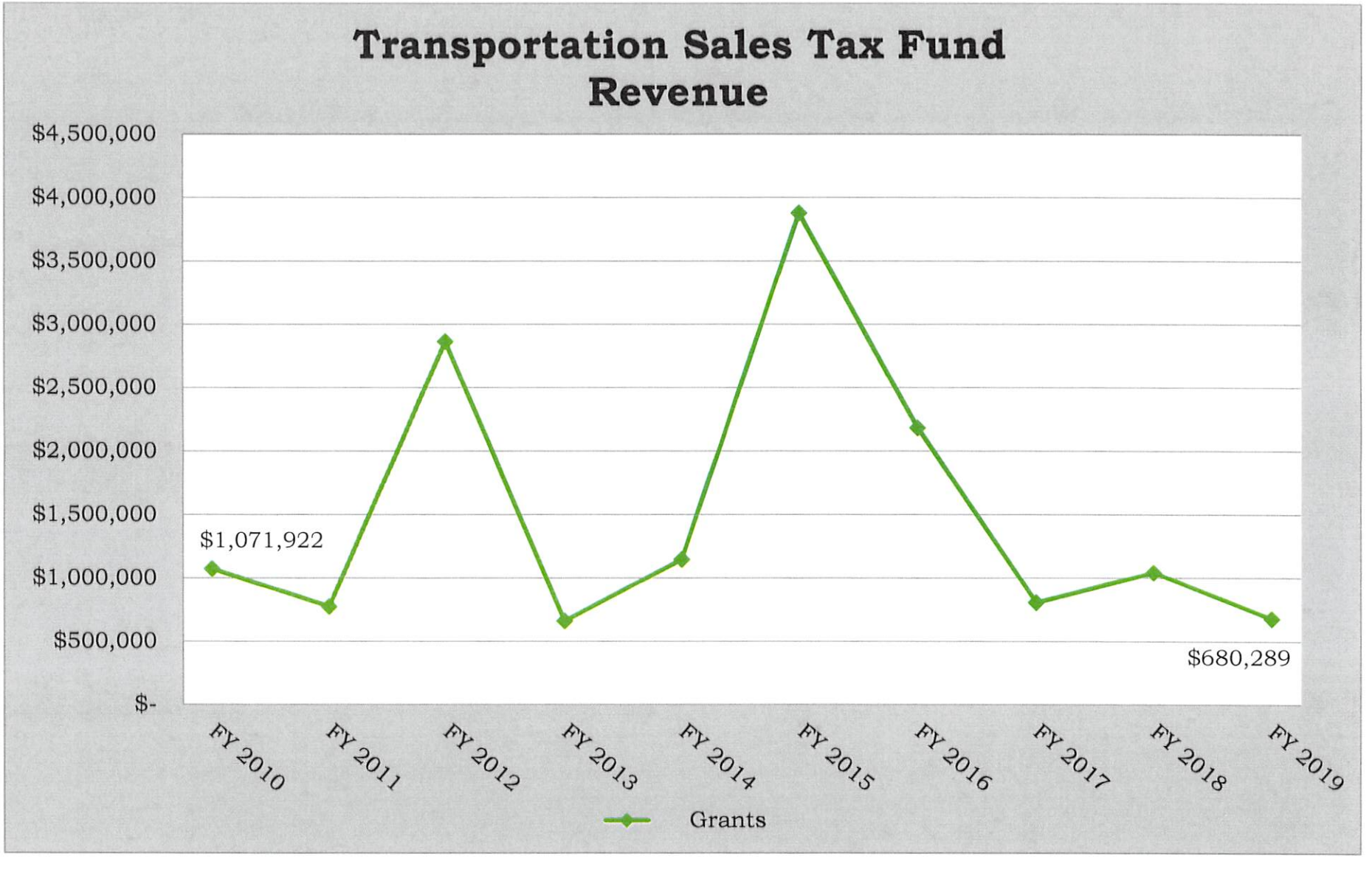
Transportation Sales Tax Fund
Revenue
$4,500,000
$4,000,000
$3,500,000
$3,000,000
$2,500,000
$2,000,000
$1,500,000
$1,000,000
$500,000
$-
$1,071,922
$680,289
FY 2010
FY 2011
FY 2012
FY 2013
FY 2014
FY 2015
FY 2016
FY 2017
FY 2018
FY 2019
Grants

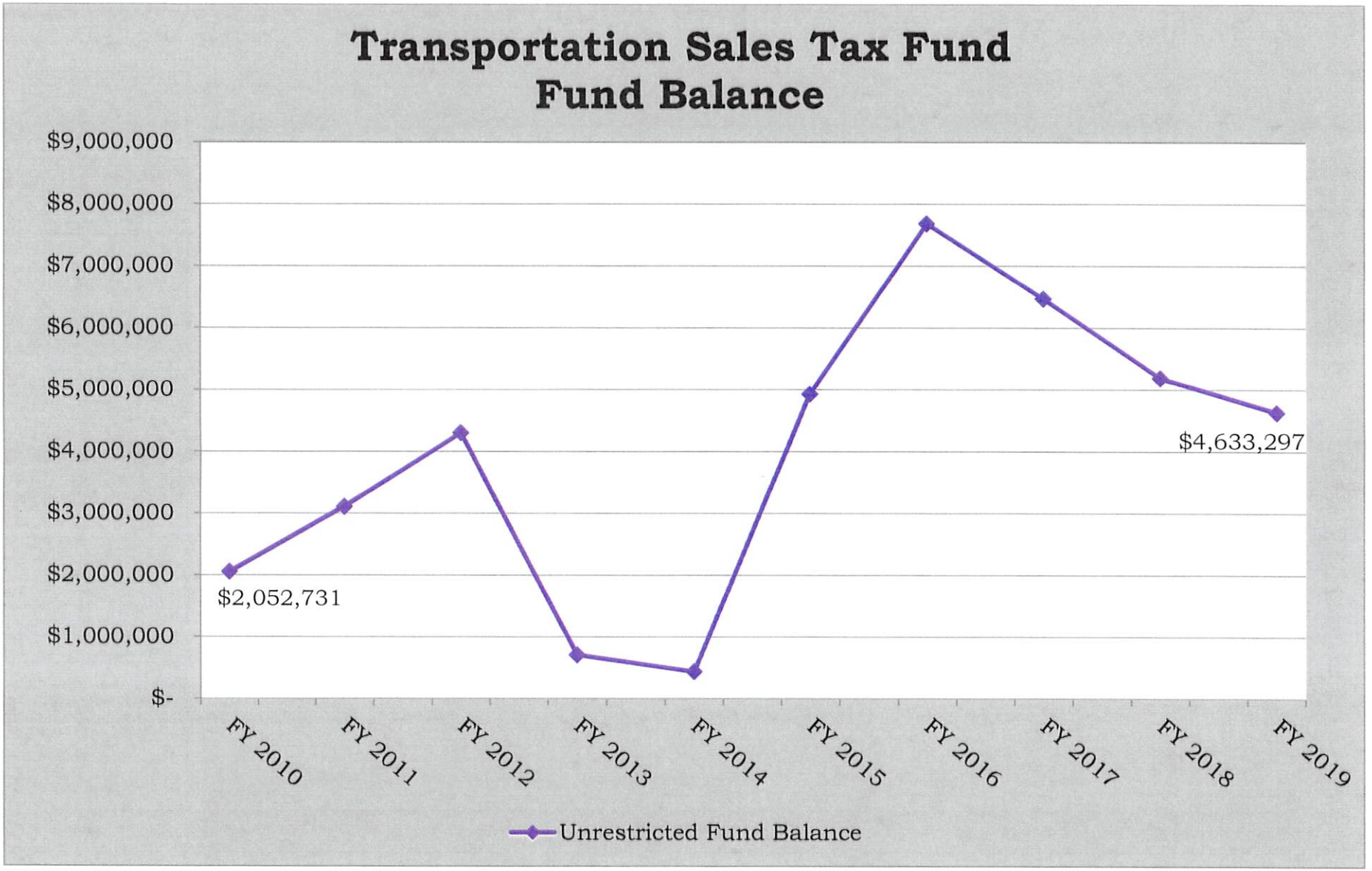
Transportation Sales Tax Fund
Fund Balance
$9,000,000
$8,000,000
$7,000,000
$6,000,000
$5,000,000
$4,000,000
$3,000,000
$2,000,000
$1,000,000
$-
$2,052,731
$4,633,297
FY 2010
FY 2011
FY 2012
FY 2013
FY 2014
FY 2015
FY 2016
FY 2017
FY 2018
FY 2019
Unrestricted Fund Balance

TRANSPORTATION SALES TAX FUND

FY 2019 BUDGET HIGHLIGHTS

Department Summary:

The Transportation Sales Tax Fund accounts for the maintenance of streets, street markings and traffic signal systems, as well as energy costs for streetlights and the public transit system. Street Maintenance, Street Cleaning, Traffic Control, Traffic Signal Maintenance, and Paratransit System are the public work's divisions in the transportation sales tax fund. The City is composed of 38.2 total square miles and has 380 miles of streets.

Performance Indicators:

Description	2008	2009	2010	2011	2012	2013	2014	2015	2016	2017
Major Street Maintenance in miles	9.00	13.55	2.22	3.80	5.50	15.00	5.00	18.05	18.05	45.50
Intermediate Street Maintenance in miles	28.90	18.39	42.40	37.18	15.00	15.00	45.00	36.50	45.50	57.00
Street Cleaning in curb miles	10,440	9,090	8,272	8,106	5,533	5,533	6,057	6,057	6,057	6,076
Street Cleaning times per year	12.00	12.00	6.00	6.00	6.00	6.00	7.00	7.00	7.00	7.00
Right-of-Way Mowing in miles	3,490	3,669	6,337	3,390	3,425	3,425	3,425	3,425	3,425	3,425
Right-of-Way Mowing times per year	7.00	10.00	6.00	10.00	10.00	10.00	10.00	10.00	10.00	10.00

Notable Budget Items:

Operational Items:

- $725,000 Street Maintenance: In Microsurfacing Materials-Budget for microsurfacing for fiscal year 2019

- $160,000 Street Maintenance: In Property Repairs & Maintenance-Tear down old animal control warehouse in the amount of $135,000 as the property was originally purchased for the construction of the bridge
- $145,000 Traffic Signal Maintenance-In Traffic Signal Supplies-Replace ½ of all LED Pedestrian & Signal Lights in the amount of $80,000

Capital Items:

- $45,000 Street Maintenance-Roof Repair at Salt Dome
- $350,000 Street Maintenance-Replacement Dump Truck with Snow Plow (2)
- $25,000 Street Maintenance-Anti-Ice Tank
- $106,200 Street Maintenance-Replacement Backhoe
- $72,000 Street Maintenance-Replacement Tar Pot
- $54,000 Street Maintenance-Replacement Self-Propelled Broom
- $1,700 Street Maintenance-Replacement Computer (2)
- $150,000 Street Maintenance-Various Street Projects
- $1,025,000 Street Maintenance-Various Street Overlay Projects
- $150,000 Street Maintenance-Parking Lot-Police Department

- $60,000 Traffic Control-Replacement 1-Ton Truck with Torch Bottle Bed

- $15,000 Traffic Signal Maintenance-Replacement Traffic Signal Control Box (2)
- $16,000 Traffic Signal Maintenance-Backup Traffic Signal Pole (2) – Main & 20th Street

- $9,000 MAPS-Trolley Shelter -26th & Main
- $9,000 MAPS-Replacement Trolley Shelter – 20th & Iowa
- $1,000 MAPS-Replacement Laptop Computer
- $4,250 MAPS-Replacement Computer (5)
- $70,000 MAPS-Replacement Video Surveillance System (13)
- $9,500 MAPS-Vehicle Onboard Computer Tablet (10)
- $4,250 MAPS-Replacement Server

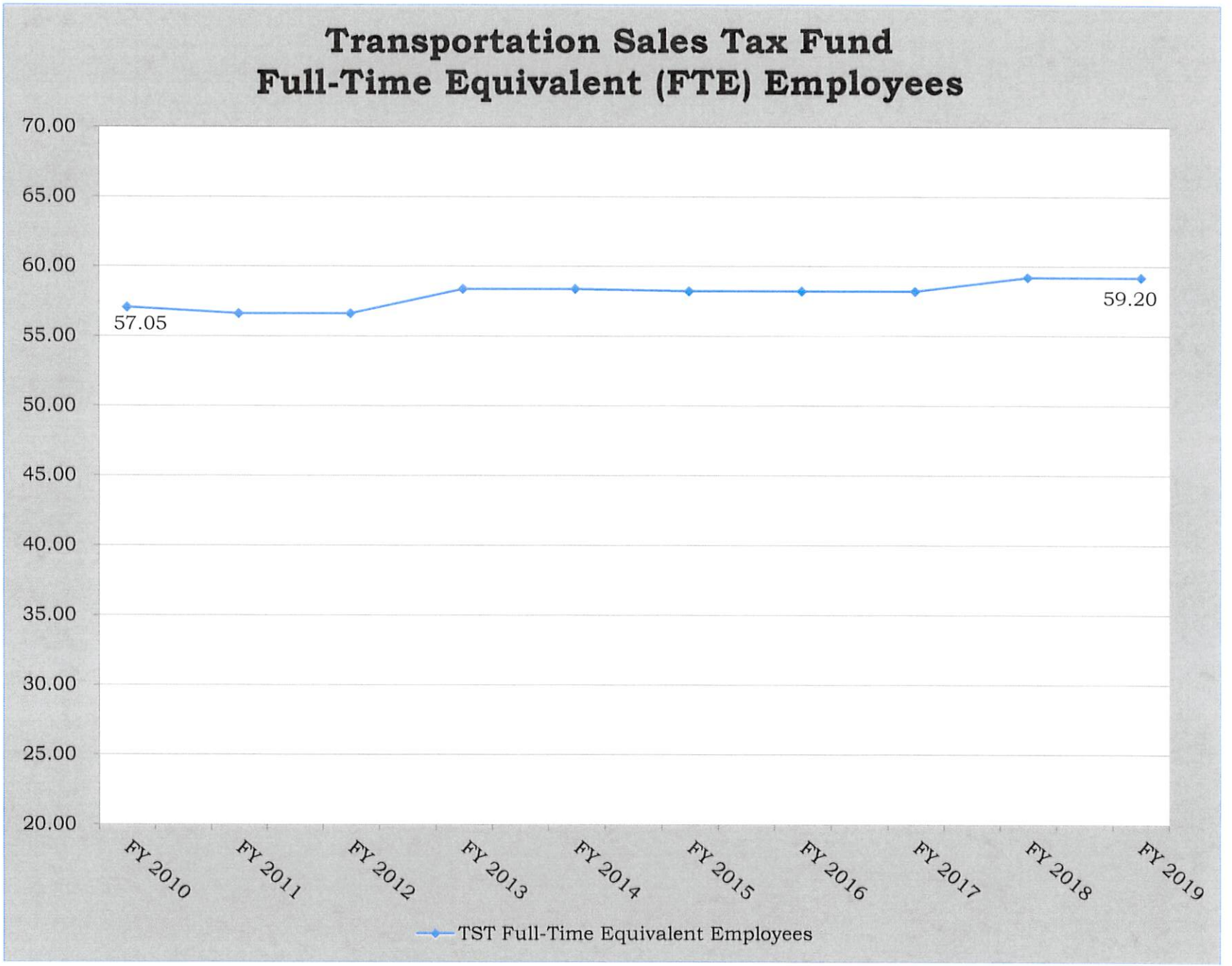
Transportation Sales Tax Fund
Full-Time Equivalent (FTE) Employees
70.00
65.00
60.00
55.00
50.00
45.00
40.00
35.00
30.00
25.00
20.00
57.05
59.20
FY 2010
FY 2011
FY 2012
FY 2013
FY 2014
FY 2015
FY 2016
FY 2017
FY 2018
FY 2019
TST Full-Time Equivalent Employees

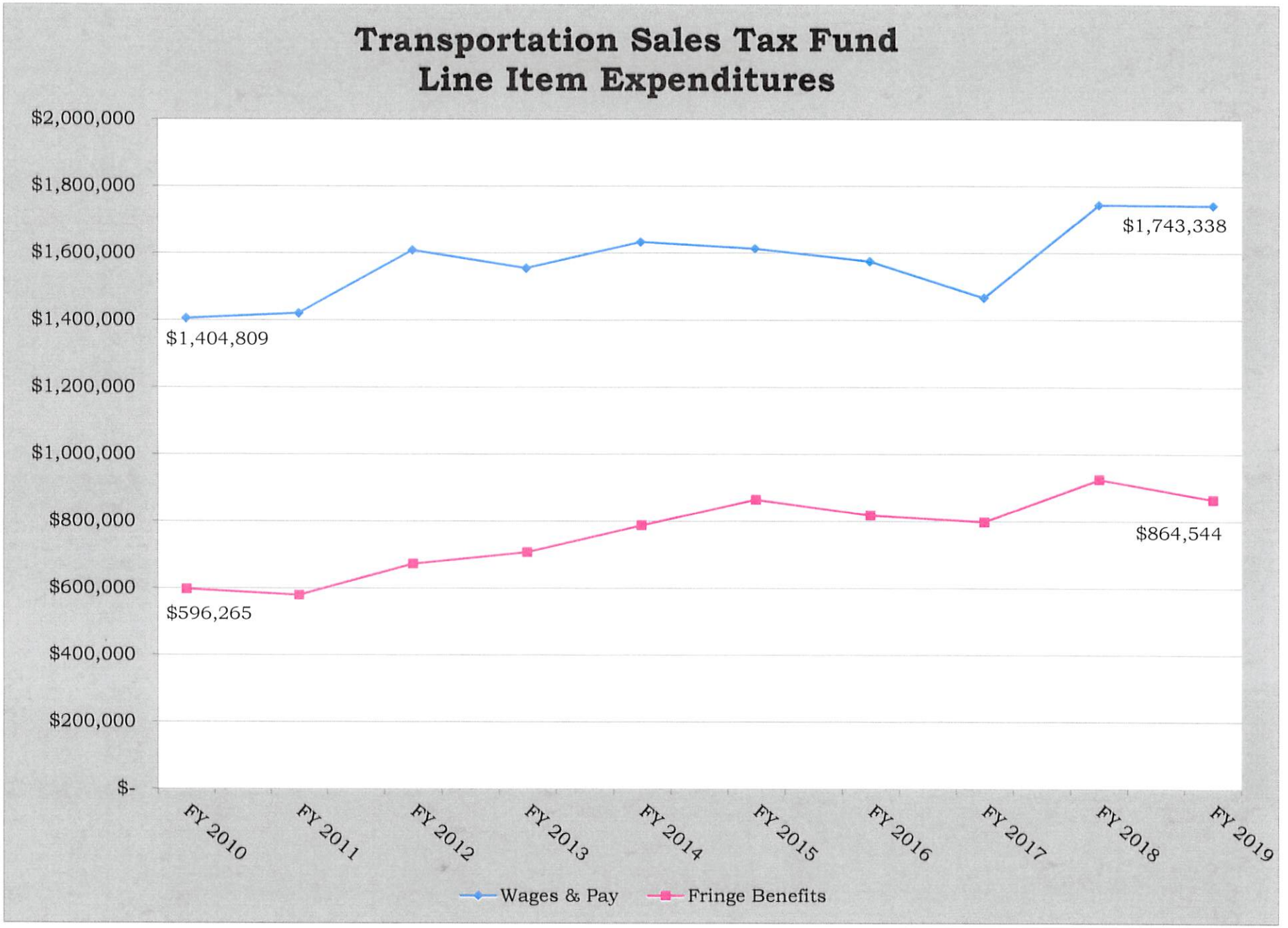
Transportation Sales Tax Fund
Line Item Expenditures
$2,000,000
$1,800,000
$1,600,000
$1,400,000
$1,200,000
$1,000,000
$800,000
$600,000
$400,000
$200,000
$-
$1,404,809
$1,743,338
$596,265
$864,544
FY 2010
FY 2011
FY 2012
FY 2013
FY 2014
FY 2015
FY 2016
FY 2017
FY 2018
FY 2019
Wages & Pay
Fringe Benefits

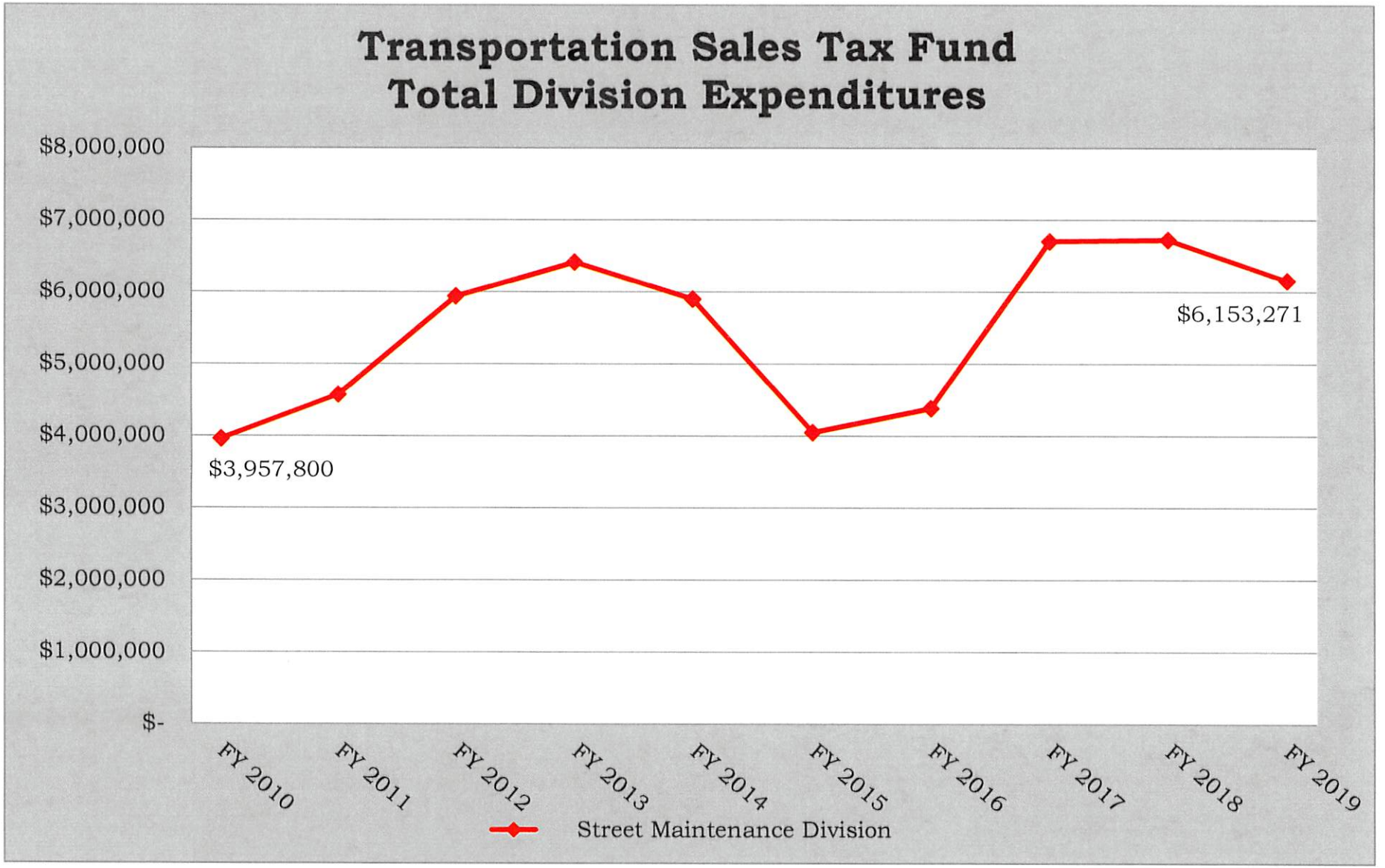
Transportation Sales Tax Fund
Total Division Expenditures
$8,000,000
$7,000,000
$6,000,000
$5,000,000
$4,000,000
$3,000,000
$2,000,000
$1,000,000
$-
$3,957,800
$6,153,271
FY 2010
FY 2011
FY 2012
FY 2013
FY 2014
FY 2015
FY 2016
FY 2017
FY 2018
FY 2019
Street Maintenance Division

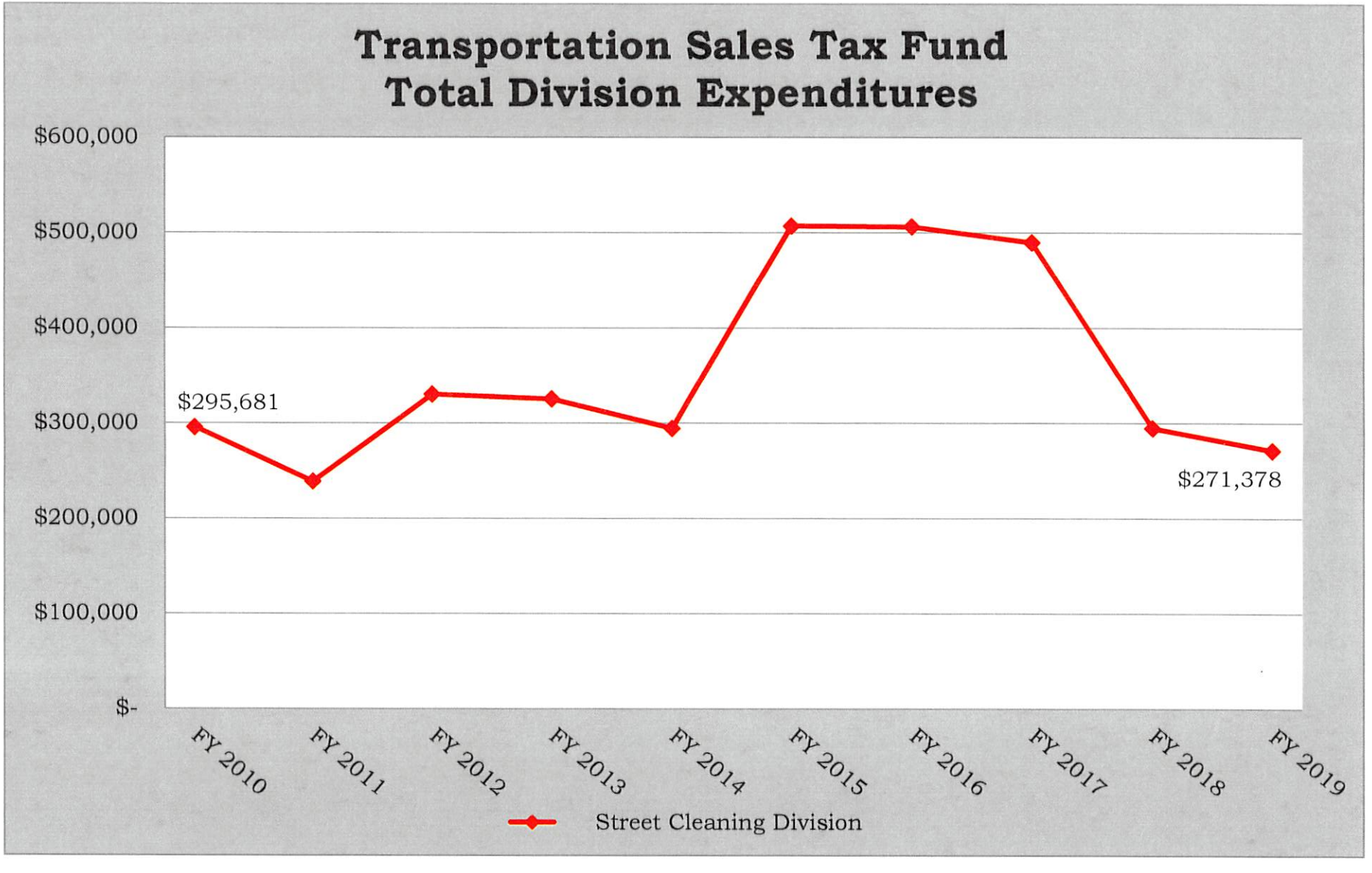
Transportation Sales Tax Fund
Total Division Expenditures
$600,000
$500,000
$400,000
$300,000
$200,000
$100,000
$-
$295,681
$271,378
FY 2010
FY 2011
FY 2012
FY 2013
FY 2014
FY 2015
FY 2016
FY 2017
FY 2018
FY 2019
Street Cleaning Division

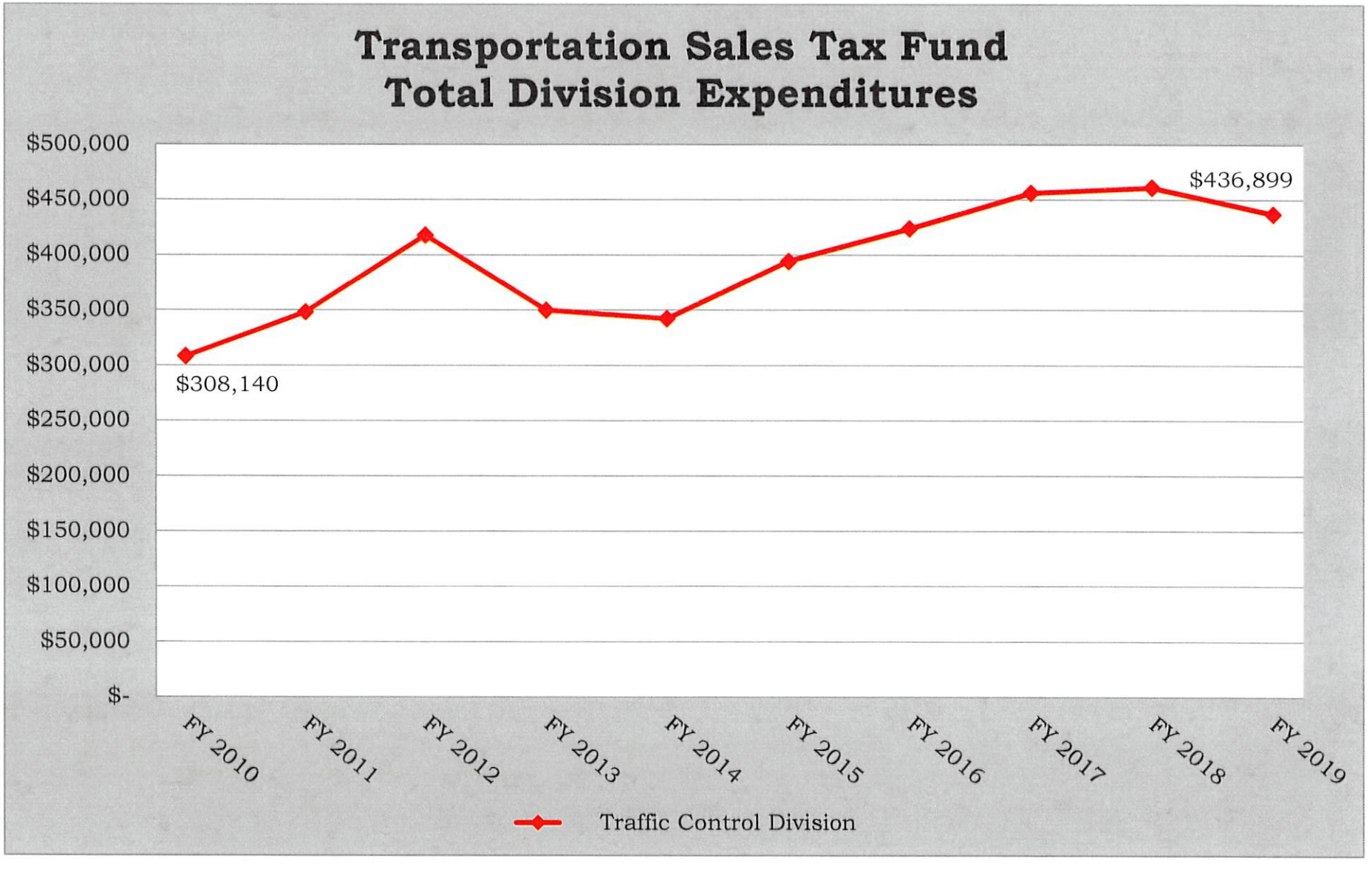
Transportation Sales Tax Fund
Total Division Expenditures
$500,000
$450,000
$400,000
$350,000
$300,000
$250,000
$200,000
$150,000
$100,000
$50,000
$-
$308,140
$436,899
FY 2010
FY 2011
FY 2012
FY 2013
FY 2014
FY 2015
FY 2016
FY 2017
FY 2018
FY 2019
Traffic Control Division

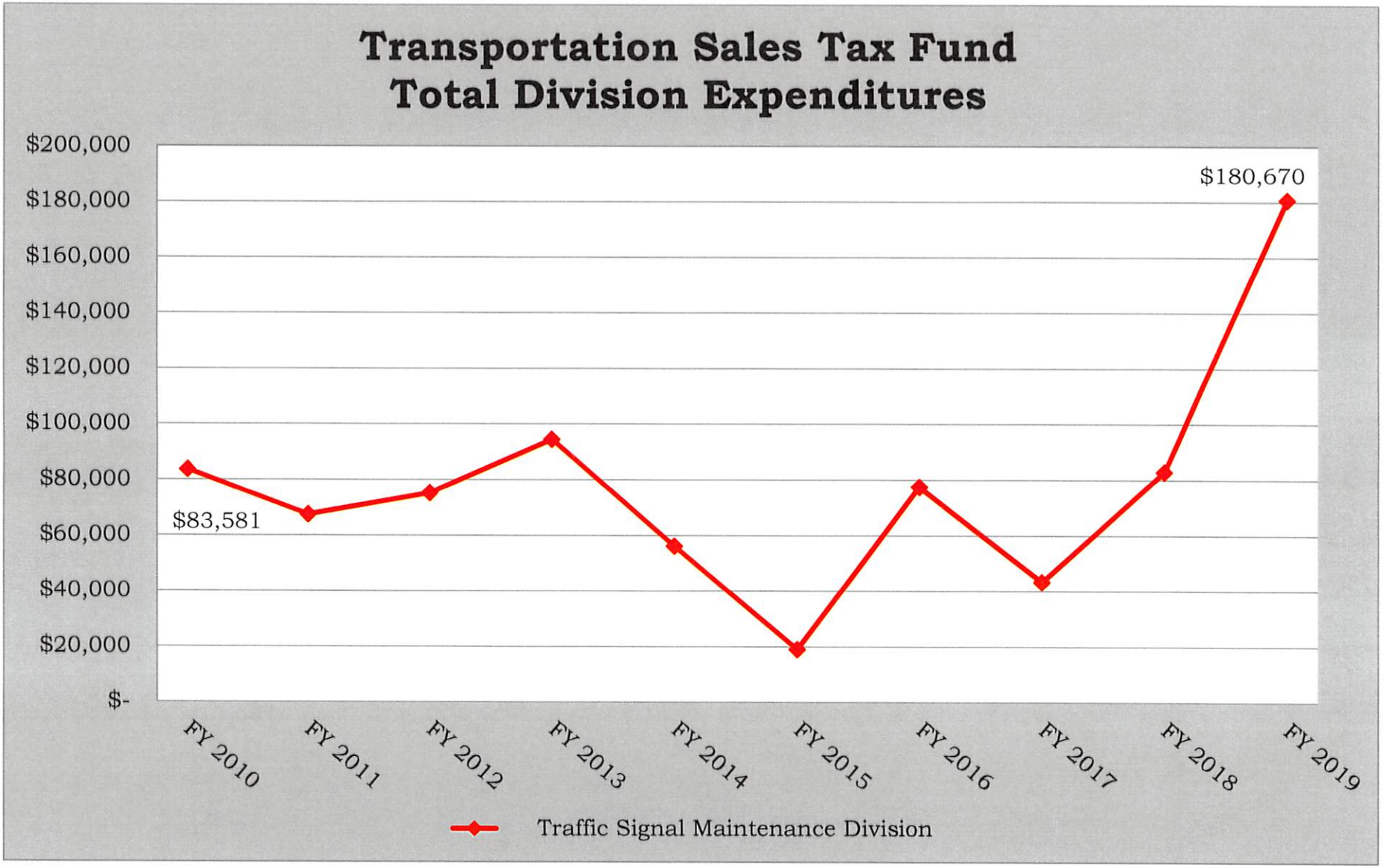
Transportation Sales Tax Fund
Total Division Expenditures
$200,000
$180,000
$160,000
$140,000
$120,000
$100,000
$80,000
$60,000
$40,000
$20,000
$-
$180,670
$83,581
FY 2010
FY 2011
FY 2012
FY 2013
FY 2014
FY 2015
FY 2016
FY 2017
FY 2018
FY 2019
Traffic Signal Maintenance Division

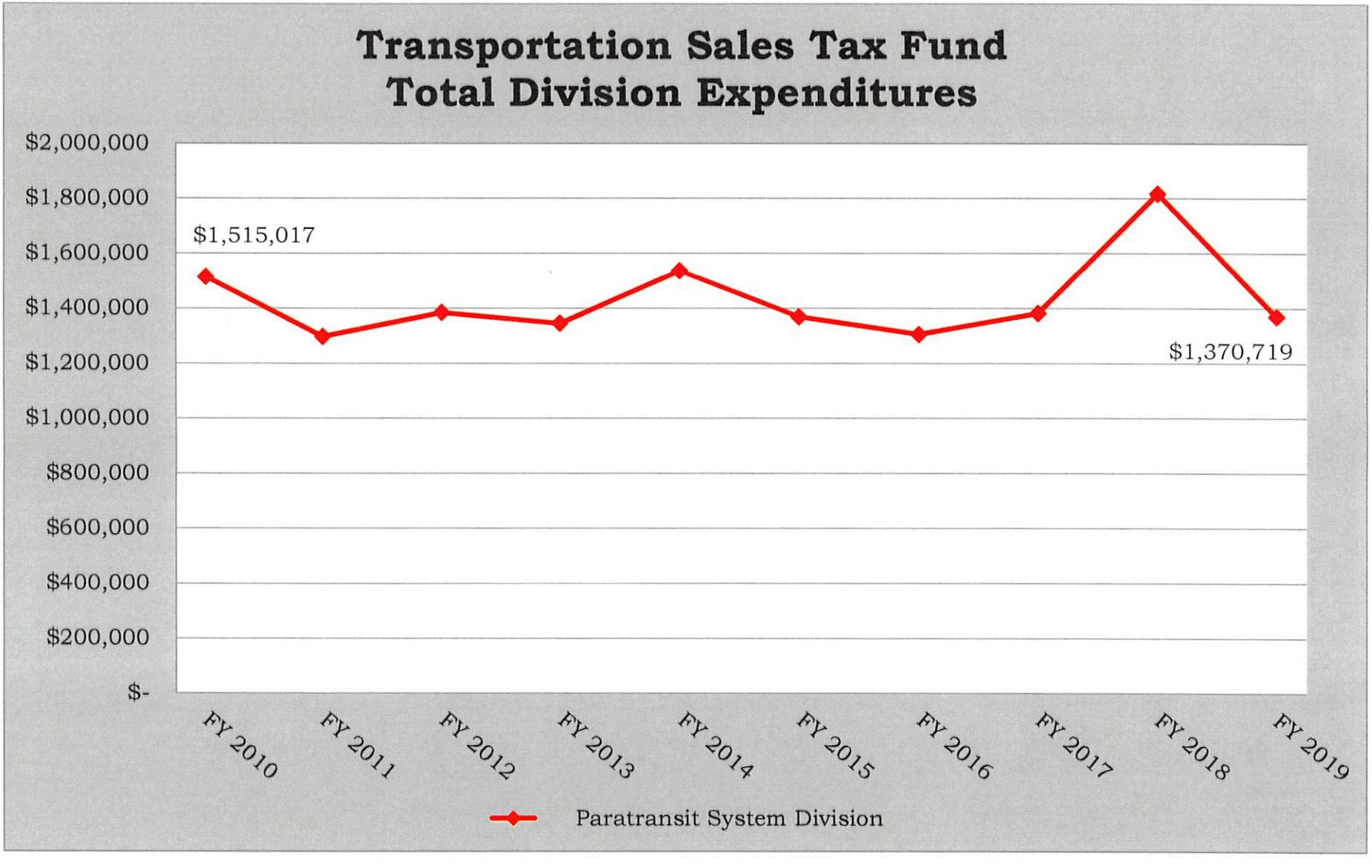
Transportation Sales Tax Fund
Total Division Expenditures
$2,000,000
$1,800,000
$1,600,000
$1,400,000
$1,200,000
$1,000,000
$800,000
$600,000
$400,000
$200,000
$-
$1,515,017
$1,370,719
FY 2010
FY 2011
FY 2012
FY 2013
FY 2014
FY 2015
FY 2016
FY 2017
FY 2018
FY 2019
Paratransit System Division

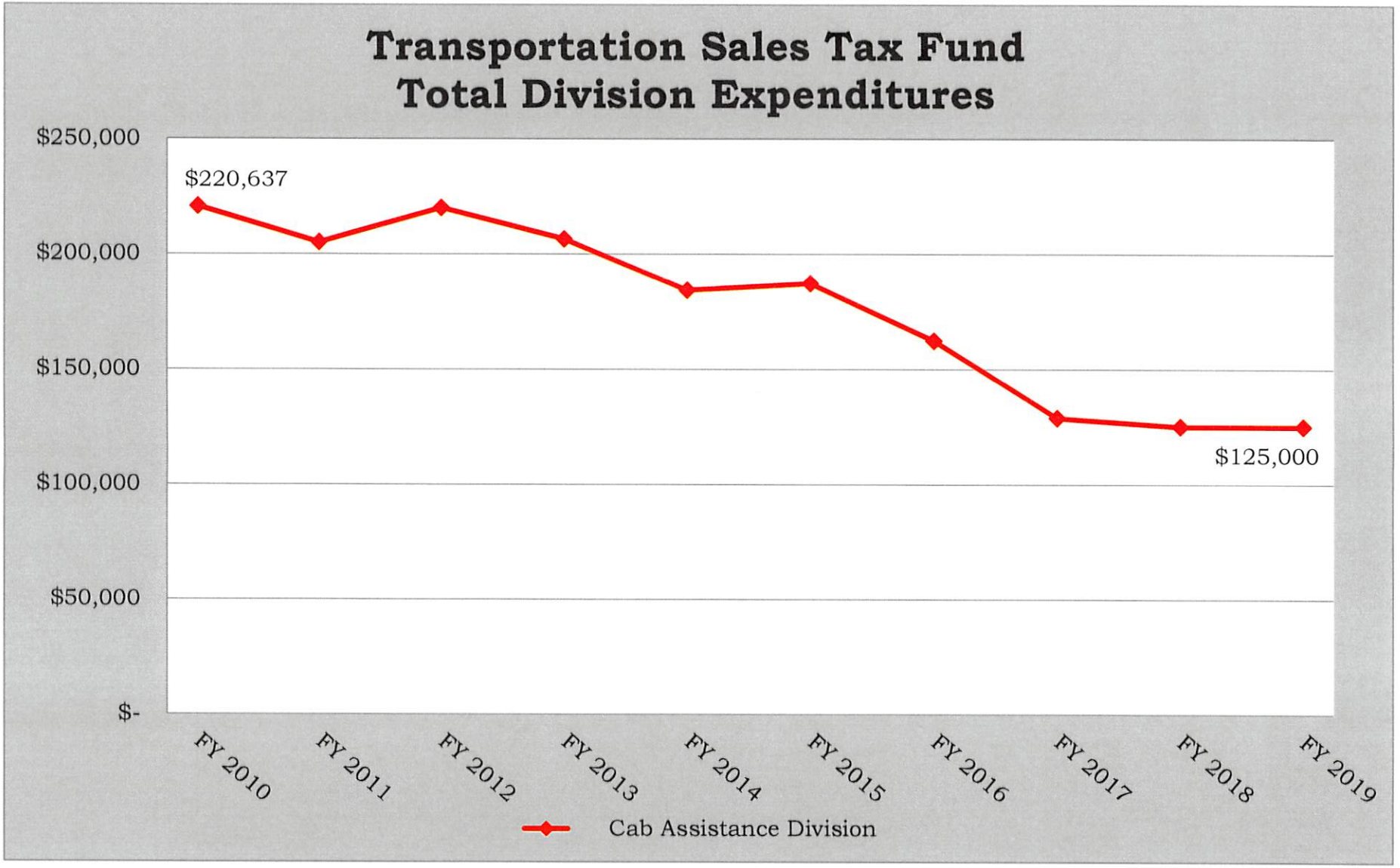
Transportation Sales Tax Fund
Total Division Expenditures
$250,000
$200,000
$150,000
$100,000
$50,000
$-
$220,637
$125,000
FY 2010
FY 2011
FY 2012
FY 2013
FY 2014
FY 2015
FY 2016
FY 2017
FY 2018
FY 2019
Cab Assistance Division

Capital Improvement Sales Tax

Fund Balance Projection

	FY 2017 Actuals	FY 2018 Adjusted Budget	FY 2018 Estimated Actuals	FY 2019 Proposed Budget
REVENUES				
Taxes	$ 5,332,716	$ 5,137,500	$ 5,306,250	$ 5,385,844
Other Income & Donations	38,326	135,000	108,000	108,000
Federal Grants	1,138,014	-	10,000	-
Local Grants	183,371	3,400,000	-	3,400,000
TOTAL REVENUES	**$ 6,692,427**	**$ 8,672,500**	**$ 5,424,250**	**$ 8,893,844**
EXPENDITURES				
Capital Improvement Projects	$ 8,325,886	$ 16,557,608	$ 3,253,149	$ 17,065,586
TOTAL EXPENDITURES	**$ 8,325,886**	**$ 16,557,608**	**$ 3,253,149**	**$ 17,065,586**
EXCESS REVENUES OVER (UNDER) EXPENDITURES	**$ (1,633,459)**	**$ (7,885,108)**	**$ 2,171,101**	**$ (8,171,742)**
OTHER FINANCING SOURCES (USES)				
Transfers In	$ -	$ -	$ -	$ -
Transfers Out	(942,574)	(676,442)	(605,042)	(592,571)
TOTAL OTHER FINANCING SOURCES (USES)	**$ (942,574)**	**$ (676,442)**	**$ (605,042)**	**$ (592,571)**
NET CHANGE IN FUND BALANCE	**$ (2,576,033)**	**$ (8,561,550)**	**$ 1,566,059**	**$ (8,764,313)**
FUND BALANCE, BEGINNING OF YEAR	**$ 15,968,325**	**$ 13,392,292**	**$ 13,392,292**	**$ 14,958,351**
FUND BALANCE, END OF YEAR	**$ 13,392,292**	**$ 4,830,742**	**$ 14,958,351**	**$ 6,194,038**
FUND BALANCE SUMMARY:				
Reserved Fund Balance	$ -	$ -	$ -	$ -
Unrestricted Fund Balance	13,392,292	4,830,742	14,958,351	6,194,038
TOTAL FUND BALANCE SUMMARY	**$ 13,392,292**	**$ 4,830,742**	**$ 14,958,351**	**$ 6,194,038**

Report 8

CITY OF JOPLIN, MISSOURI
CAPITAL IMPROVEMENT SALES TAX FUND
PROJECTED COSTS COMPARED TO ACTUAL COSTS
INCEPTION TO DATE THRU 3rd QUARTER FY 2018

	PROJECT CODE	ORIGINAL PROJECTED COST	ACTUAL COST TO DATE	REVISED PROJECTED COST	COMPLETED PROJECTS (OVER)/UNDER ORIG. PROJ. COST
CAPITAL IMPROVEMENT PROJECTS:					
City Overlay Program	TC0502	$ 5,375,000	$ 5,457,921	$ 5,457,921	$ -
32nd Street (Main to Jackson) & Jackson Realignment	TC0503	2,687,500	2,569,515	2,569,515	117,985
32nd Street & Main Intersection	TC0504	4,300,000	6,158,463	6,158,463	(1,858,463)
Connecticut Avenue from Murphy to 30th Street	IS0401	6,450,000	9,029,191	9,029,191	(2,579,191)
Maiden Lane from 20th to 30th	TC0505	2,150,000	613,986	613,986	1,536,014
Maiden Lane from 9th to 17th	TC0506	2,150,000	517,295	517,295	1,632,705
Maiden Lane - TIGER Grant*	TG0520	3,871,360	6,229,923	6,229,923	(2,358,563)
20th & Main Intersection	TC0507	1,505,000	406,501	406,501	1,098,499
Connecticut Viaduct at 26th Street	TC0508	4,300,000	5,364,810	5,364,810	(1,064,810)
Schifferdecker Avenue, 7th to 32nd Street	TC0509	2,687,500	348,606	348,606	2,338,894
Schifferdecker - TIGER Grant Portion	TG0519	1,558,148	2,370,992	2,370,992	(812,844)
Murphy Blvd. from North Main to 7th	TC0501	1,671,625	152,681	152,681	1,518,944
Zora & Main Interchange & Overpass	TC0510	15,050,000	5,062,143	5,062,143	9,987,857
26th Street, Maiden Lane to Schifferdecker	TC0511	1,881,250	365,762	365,762	1,515,488
26th Street - TIGER Grant Portion	TG0521	2,069,375	2,887,535	2,887,535	(818,160)
Zora from Range Line to Main	TC0512	2,150,000	3,065,206	3,065,206	-
Broadway/Buchanan Road from St. Louis to Florida	TC0513	1,290,000	1,086,041	1,086,041	203,959
West Bypass Corridor Study	TC0514	161,250	202,115	202,115	(40,865)
St. Louis from Broadway to Zora	TC0515	1,827,500	4,087,890	4,087,890	-
Existing Traffic Signal Upgrades	TC0516	2,150,000	1,606,890	2,150,000	-
CR 190, 32nd Street to Interstate 44	TC0517	2,150,000	1,429,147	1,429,147	720,853
Tristate Road, 1st Street to Perkins	TC0518	376,250	907,844	907,844	(531,594)
20th Street Overpass - TIGER Grant*	TG0522	3,261,716	8,165,324	8,165,324	-
20th Street Transit - TIGER Grant*	TG0524	468,192	622,732	622,732	(154,540)
TOTAL CAPITAL IMPROVEMENT PROJECTS		**$ 71,541,666**	**$ 68,708,513**	**$ 69,251,623**	**$ 10,452,169**

Notes:

Project Completed in Current Quarter

Project Complete

*These projects are under the TIGER grant approved in 2012. Certain CIP projects are being used as the match portion of the TIGER grant.

Prepared by: Sherri McCulloch

H:\My Documents\Excel\Financials\Capital Impr Proj thru 3rd Qtr FY 2018

Report 10

CITY OF JOPLIN, MISSOURI
CAPITAL IMPROVEMENT SALES TAX FUND
CAPITAL IMPROVEMENT II PROJECTED COSTS COMPARED TO ACTUAL COSTS
INCEPTION TO DATE THRU 3rd QUARTER FY 2018

	PROJECT CODE	ORIGINAL PROJECTED COST	ACTUAL COST TO DATE	REVISED PROJECTED COST	COMPLETED PROJECTS (OVER)/UNDER ORIG. PROJ. COST
CAPITAL IMPROVEMENT II PROJECTS:					
32nd Street - Schifferdecker to Country Club Road	TC0601	$ 5,939,000	$ 64,862	$ 5,939,000	$ -
32nd Street - Country Club to Central City Road	TC0602	6,220,000	777,540	6,220,000	-
Neighborhood Transportation Improvements	TC0603	1,500,000	78,245	1,500,000	-
Street Surface Repair	TC0604	2,500,000	516,447	2,500,000	-
Intersection Improvements	TC0605	2,500,000	193,042	2,500,000	-
Connecticut - 32nd to 44th	TC0606	8,085,000	440,237	8,085,000	-
44th Street - Rangeline to Connecticut	TC0607	6,135,000	676,681	6,135,000	-
Zora - Rangeline to MO 249	TC0608	3,308,000	565,851	3,308,000	-
Connecticut - Overpass at I-44	TC0609	5,374,000	1,493,699	5,374,000	-
6th Street & Virginia Parking Garage Modifications	TCO610	2,687,000	-	2,687,000	-
20th Street - Schifferdecker to Country Club Road ROW	TC0611	720,000	-	720,000	-
20th Street - Schifferdecker to Country Club Road	TC0612	5,112,000	-	5,112,000	-
Jackson - Bridge Replacement at Shoal Creek	TC0613	973,000	60,064	973,000	-
Schifferdecker - New Bridge at Turkey Creek	TC0614	600,000	194,806	600,000	-
TOTAL CAPITAL IMPROVEMENT II PROJECTS		**$ 51,653,000**	**$ 5,061,474**	**$ 51,653,000**	**$ -**

Notes:
Project Completed in Current Quarter
Project Complete

Prepared by: Sherri McCulloch
H:\My Documents\Excel\Financials\Capital Impr II Proj thru 3rd Qtr FY 2018

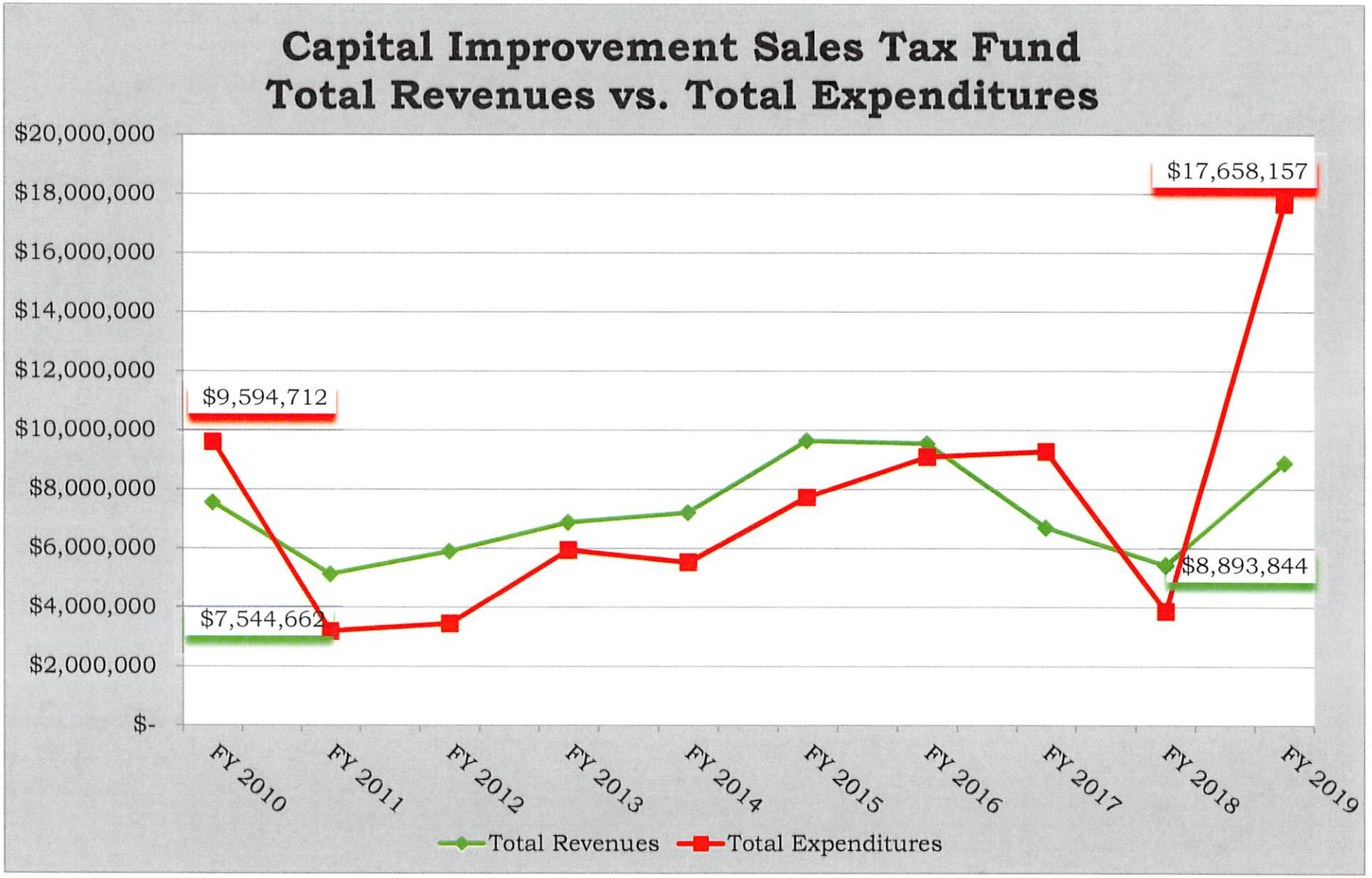
Capital Improvement Sales Tax Fund
Total Revenues vs. Total Expenditures
$20,000,000
$18,000,000
$16,000,000
$14,000,000
$12,000,000
$10,000,000
$8,000,000
$6,000,000
$4,000,000
$2,000,000
$-
$9,594,712
$7,544,662
$17,658,157
$8,893,844
FY 2010
FY 2011
FY 2012
FY 2013
FY 2014
FY 2015
FY 2016
FY 2017
FY 2018
FY 2019
Total Revenues
Total Expenditures

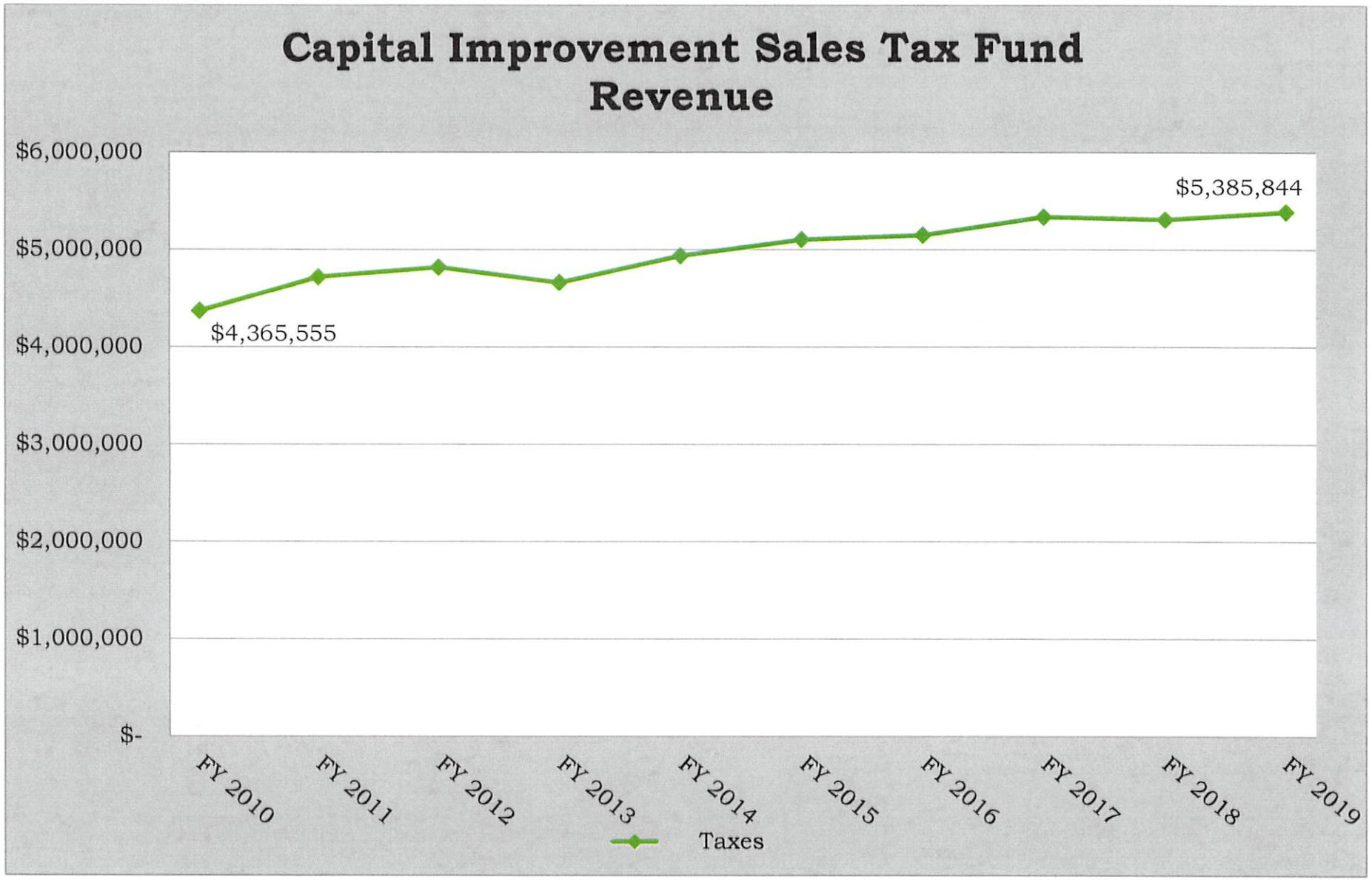
Capital Improvement Sales Tax Fund Revenue
$6,000,000
$5,000,000
$4,000,000
$3,000,000
$2,000,000
$1,000,000
$-
$4,365,555
$5,385,844
FY 2010
FY 2011
FY 2012
FY 2013
FY 2014
FY 2015
FY 2016
FY 2017
FY 2018
FY 2019
Taxes

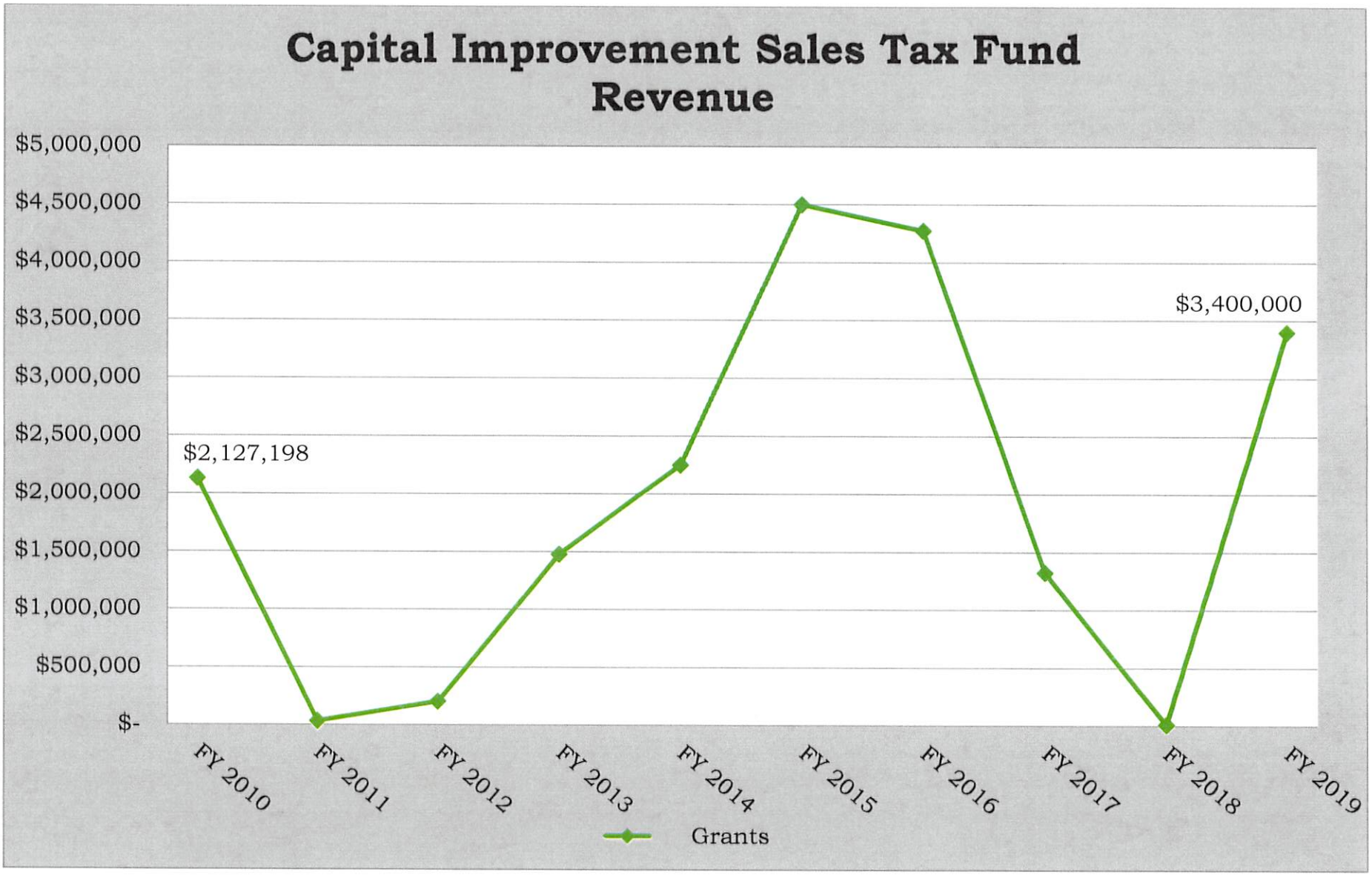
Capital Improvement Sales Tax Fund
Revenue
$5,000,000
$4,500,000
$4,000,000
$3,500,000
$3,000,000
$2,500,000
$2,000,000
$1,500,000
$1,000,000
$500,000
$-
$2,127,198
$3,400,000
FY 2010
FY 2011
FY 2012
FY 2013
FY 2014
FY 2015
FY 2016
FY 2017
FY 2018
FY 2019
Grants

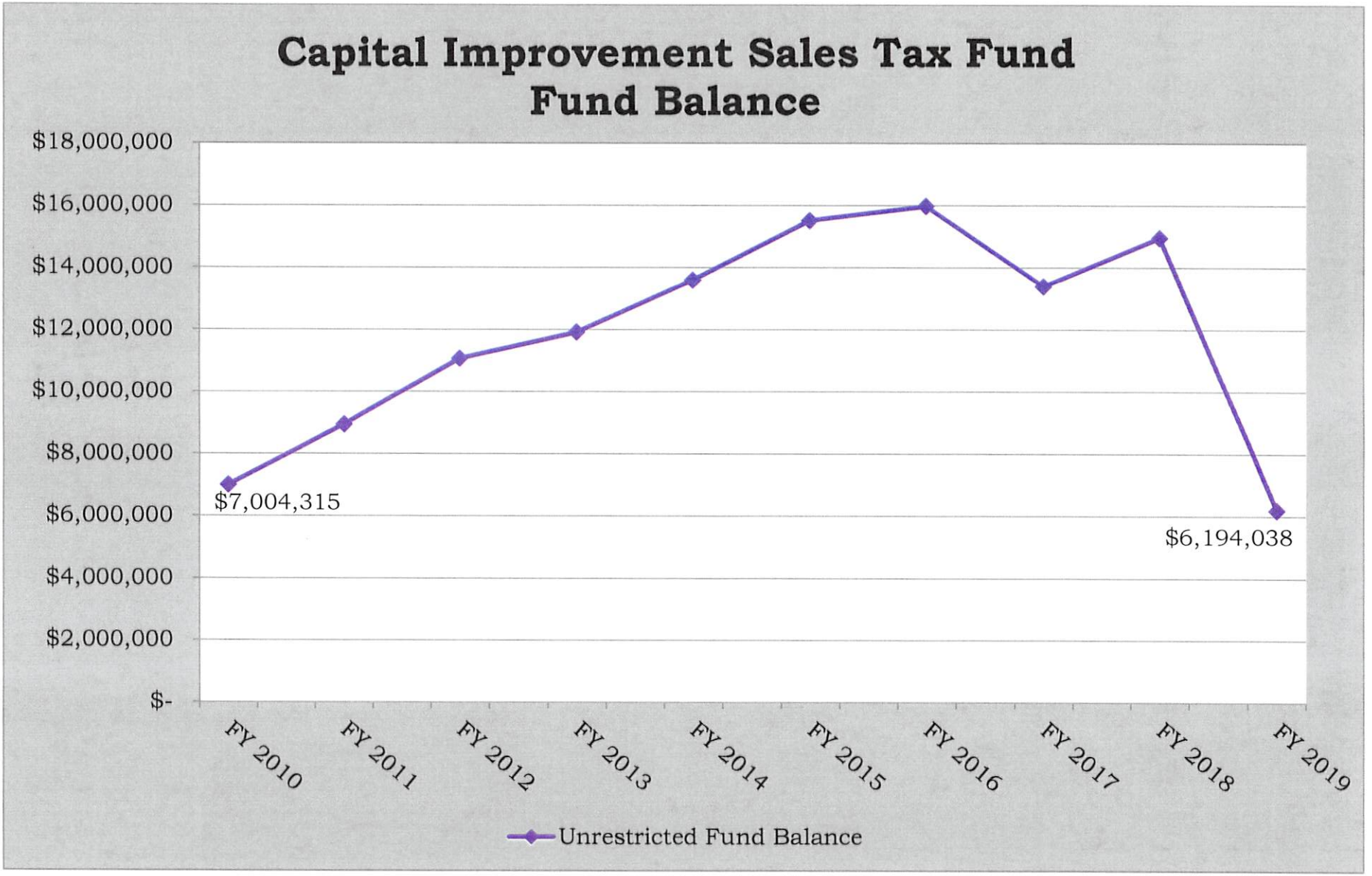
Capital Improvement Sales Tax Fund
Fund Balance
$18,000,000
$16,000,000
$14,000,000
$12,000,000
$10,000,000
$8,000,000
$6,000,000
$4,000,000
$2,000,000
$-
$7,004,315
$6,194,038
FY 2010
FY 2011
FY 2012
FY 2013
FY 2014
FY 2015
FY 2016
FY 2017
FY 2018
FY 2019
Unrestricted Fund Balance

CAPITAL IMPROVEMENT SALES TAX

PUBLIC WORKS

FY 2019 BUDGET HIGHLIGHTS

Department Summary:

In 2004, the Joplin voters approved a new 3/8-cent capital improvement sales tax to be used for specific capital improvements in the community, which went into effect during 2005 with a sunset date of December 31, 2014. In 2014, the voters renewed this tax for various new capital improvement projects. This renewed tax has a sunset date of December 31, 2025.

The City continues to work to complete the remaining capital improvement projects in Phase I, as well as Phase II projects.

Notable Budget Items:

Capital Items:

- $740,000 Right-of-Way-32nd Street-Schifferdecker to Country Club Road
- $740,000 Right-of-Way-32nd Street-Country Club Road to Central City Road
- $300,000 Right-of-Way-Intersection Improvements at Connecticut & 32nd Street
- $645,000 Right-of-Way-Zora-Rangeline Road to MO-249
- $1,220,500 32nd Street-Schifferdecker to Country Club Road
- $1,220,500 32nd Street-Country Club to Central City Road
- $100,000 Intersection Improvements – Main & 32nd Street (Cost Share Project)
- $150,000 Intersection Improvements-Indiana & 32nd Street (Cost Share Project)

- $500,000 Intersection Improvements-Connecticut & 32nd Street (Cost Share Project)
- $500,000 Intersection Improvements-7th & Illinois (Cost Share Project)
- $1,500,000 Connecticut – 32nd to 44th
- $4,500,000 44th Street – Rangeline to Connecticut
- $2,450,000 Jackson-Bridge Replacement at Shoal Creek (Cost Share Project)
- $2,100,000 Schifferdecker-Bridge Replacement at Turkey Creek (Cost Share Project)
- $270,000 Existing Traffic Signal Upgrades – Adaptive Traffic Signal System

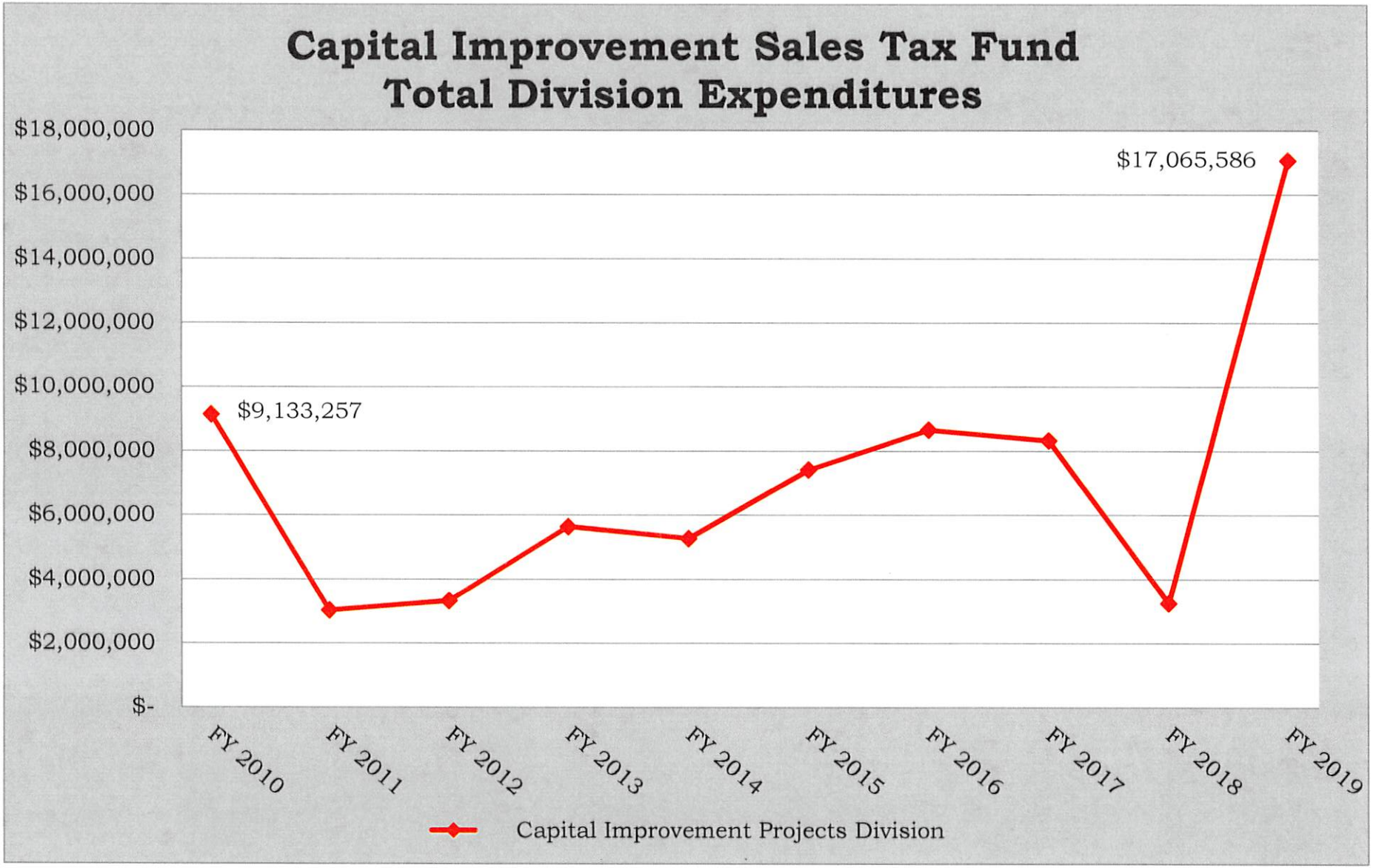
Capital Improvement Sales Tax Fund
Total Division Expenditures
$18,000,000
$16,000,000
$14,000,000
$12,000,000
$10,000,000
$8,000,000
$6,000,000
$4,000,000
$2,000,000
$-
$9,133,257
$17,065,586
FY 2010
FY 2011
FY 2012
FY 2013
FY 2014
FY 2015
FY 2016
FY 2017
FY 2018
FY 2019
Capital Improvement Projects Division

Community Planning

Fund Balance Projection

	FY 2017 Actuals	FY 2018 Adjusted Budget	FY 2018 Estimated Actuals	FY 2019 Proposed Budget
REVENUES				
Licenses & Permits	$ 17,913	$ 24,150	$ 20,000	$ 20,000
Service Charges & User Fees	9,640	18,350	15,000	15,000
Charges & Assessments	15,442	5,000	5,000	5,000
Other Income & Donations	20	-	-	-
Federal Grants	9,032,446	9,223,824	7,884,453	7,713,780
State Grants	207,275	283,818	279,485	190,366
TOTAL REVENUES	**$ 9,282,736**	**$ 9,555,142**	**$ 8,203,938**	**$ 7,944,146**
EXPENDITURES				
Community Planning Administration	$ 92,804	$ 172,214	$ 168,394	$ 160,346
CDBG Projects	34,158	231,971	128,000	579,500
Historic Preservation	12,123	42,600	35,404	42,600
Planning & Zoning	105,507	76,702	92,181	74,445
CDBG-DR Special Allocation	942,268	5,577,795	3,875,060	4,223,700
CDBG-DR II Special Allocation	8,072,147	2,878,355	3,138,245	2,372,608
Home Consortium	241,861	368,914	555,985	377,626
Neighborhood Stabilization	115,925	-	18,769	-
State Grants	288,444	329,993	329,387	213,708
TOTAL EXPENDITURES	**$ 9,905,237**	**$ 9,678,544**	**$ 8,341,425**	**$ 8,044,533**
EXCESS REVENUES OVER (UNDER) EXPENDITURE	**$ (622,501)**	**$ (123,402)**	**$ (137,487)**	**$ (100,387)**
OTHER FINANCING SOURCES (USES)				
Transfers In	$ 135,000	$ 150,000	$ 150,000	$ 150,000
Transfers Out	(12,232)	(12,068)	(12,068)	(5,935)
TOTAL OTHER FINANCING SOURCES (USES)	**$ 122,768**	**$ 137,932**	**$ 137,932**	**$ 144,065**
NET CHANGE IN FUND BALANCE	**$ (499,733)**	**$ 14,530**	**$ 445**	**$ 43,678**
FUND BALANCE, BEGINNING OF YEAR	**$ (826,384)**	**$ (1,326,117)**	**$ (1,326,117)**	**$ (1,325,672)**
FUND BALANCE, END OF YEAR	**$ (1,326,117)**	**$ (1,311,587)**	**$ (1,325,672)**	**$ (1,281,994)**
FUND BALANCE SUMMARY:				
Reserved Fund Balance	$ -	$ -	$ -	$ -
Unrestricted Fund Balance*	(1,326,117)	(1,311,587)	(1,325,672)	(1,281,994)
TOTAL FUND BALANCE SUMMARY	**$ (1,326,117)**	**$ (1,311,587)**	**$ (1,325,672)**	**$ (1,281,994)**

*Fund Balance is negative due to the timing of grant reimbursements, which is reflected on the balance sheet as deferred grant revenue.

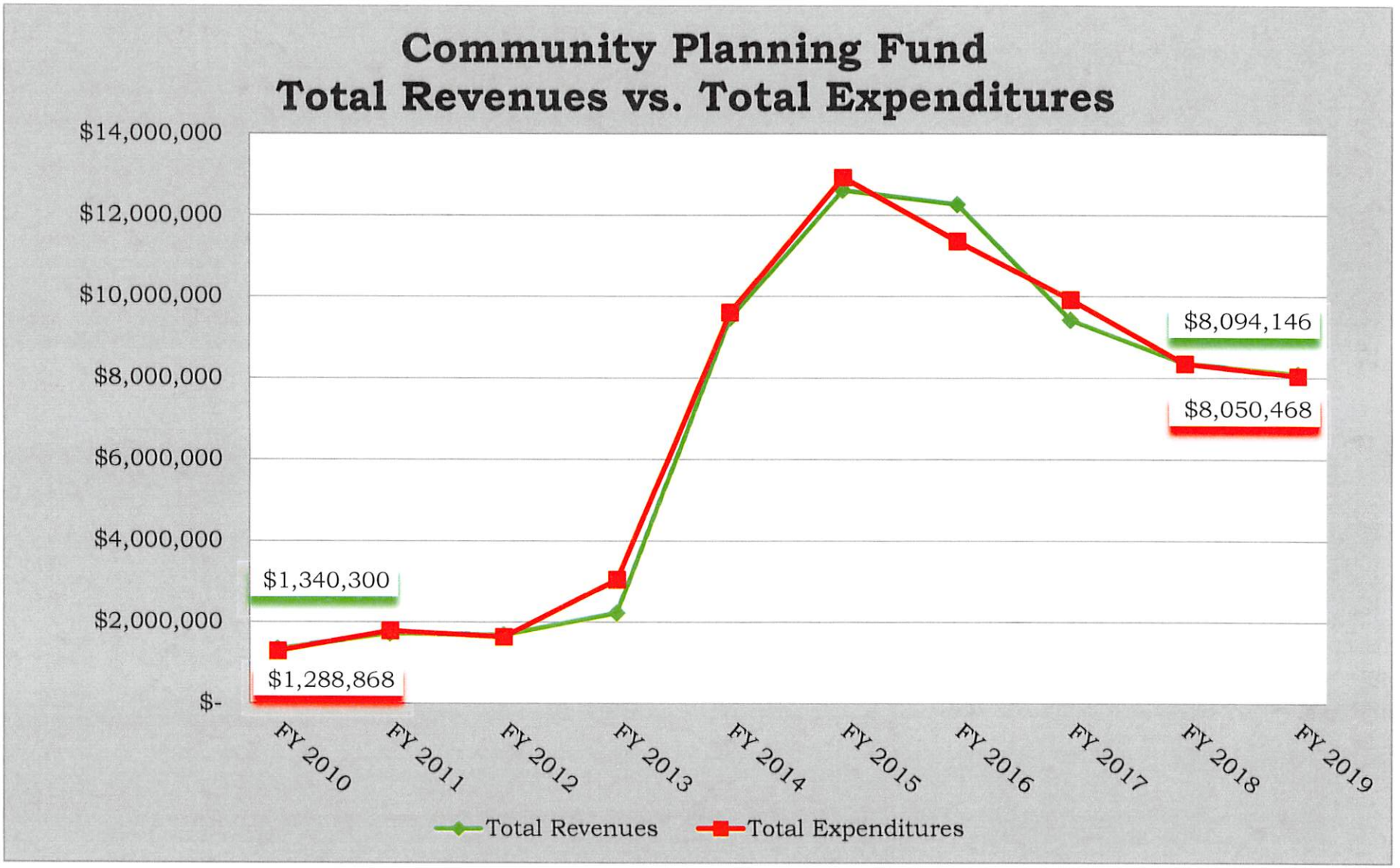
Community Planning Fund
Total Revenues vs. Total Expenditures
$14,000,000
$12,000,000
$10,000,000
$8,000,000
$6,000,000
$4,000,000
$2,000,000
$-
$1,340,300
$1,288,868
$8,094,146
$8,050,468
FY 2010
FY 2011
FY 2012
FY 2013
FY 2014
FY 2015
FY 2016
FY 2017
FY 2018
FY 2019
Total Revenues
Total Expenditures

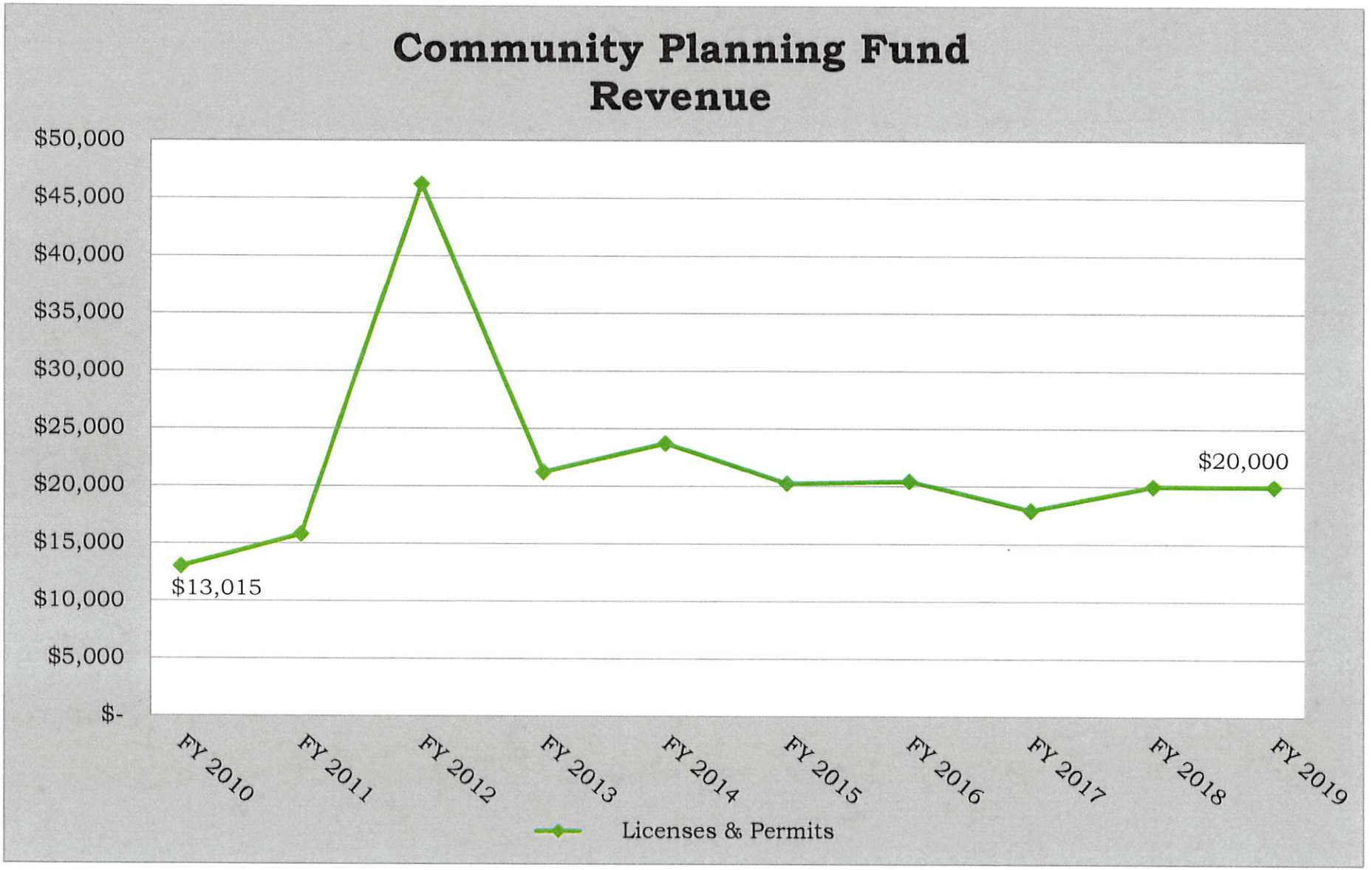
Community Planning Fund
Revenue
$50,000
$45,000
$40,000
$35,000
$30,000
$25,000
$20,000
$15,000
$10,000
$5,000
$-
$13,015
$20,000
FY 2010
FY 2011
FY 2012
FY 2013
FY 2014
FY 2015
FY 2016
FY 2017
FY 2018
FY 2019
Licenses & Permits


Community Planning Fund
Revenue
$160,000
$140,000
$120,000
$100,000
$80,000
$60,000
$40,000
$20,000
$-
$19,567
$20,000
FY 2010
FY 2011
FY 2012
FY 2013
FY 2014
FY 2015
FY 2016
FY 2017
FY 2018
FY 2019
Charges & Fees


Community Planning Fund
Revenue
$14,000,000
$12,000,000
$10,000,000
$8,000,000
$6,000,000
$4,000,000
$2,000,000
$-
$1,257,718
$7,904,146
FY 2010
FY 2011
FY 2012
FY 2013
FY 2014
FY 2015
FY 2016
FY 2017
FY 2018
FY 2019
Grants


Community Planning Fund
Revenue
$160,000
$140,000
$120,000
$100,000
$80,000
$60,000
$40,000
$20,000
$-
$150,000
$50,000
FY 2010
FY 2011
FY 2012
FY 2013
FY 2014
FY 2015
FY 2016
FY 2017
FY 2018
FY 2019
Transfers In


Community Planning Fund
Fund Balance
$1,500,000
$1,000,000
$500,000
$-
$(500,000)
$(1,000,000)
$(1,500,000)
$(2,000,000)
$61,173
$1,281,994
FY 2010
FY 2011
FY 2012
FY 2013
FY 2014
FY 2015
FY 2016
FY 2017
FY 2018
FY 2019
Unrestricted Fund Balance

COMMUNITY PLANNING FUND

FY 2019 BUDGET HIGHLIGHTS

Department Summary:

The Community Planning Fund accounts for the planning and development aspects of the City. The Planning Fund is made up of various grant funded activities such as Department of Housing and Urban Development (HUD) grants, the Metropolitan Planning Organization (MPO) grant and the Historic Preservation grant, as well as Planning and Zoning. Planning and zoning provides assistance in zoning regulations, subdivision codes and land development requirements for our community. The HUD grants are 100% grant funded, while the MPO grant is 80% grant funded and the Historic Preservation grant is 60% funded.

Notable Budget Items:

Operational Items:

- $739,846 Total Budget for CDBG Entitlement Grant
- $38,800 Historic Preservation Project to be Determined
- $2,500 Planning and Zoning: In Operational Supplies-New rezoning signs and commissioner name plates
- $3,000 Planning and Zoning: In Consulting Fees-Training for Commissioners, Council and Staff
- $500 Planning and Zoning: In Education Materials-Manuals for Commissioners

- $4,223,700 Total Budget for Round 1 CDBG Disaster Recovery Grant-Bungalows Project and Smart Cities Project

- $2,372,608 Total Budget for Round 2 CDBG Disaster Recovery Grant

- $377,626 Total Budget for HOME Consortium Grant

- $20,000 MPO Grant: In Consulting Fees-Various Transportation Studies

Capital Items:

- $15,000 MPO Grant-Replacement Traffic Counter (5)
- $35,000 MPO Grant-Survey Equipment

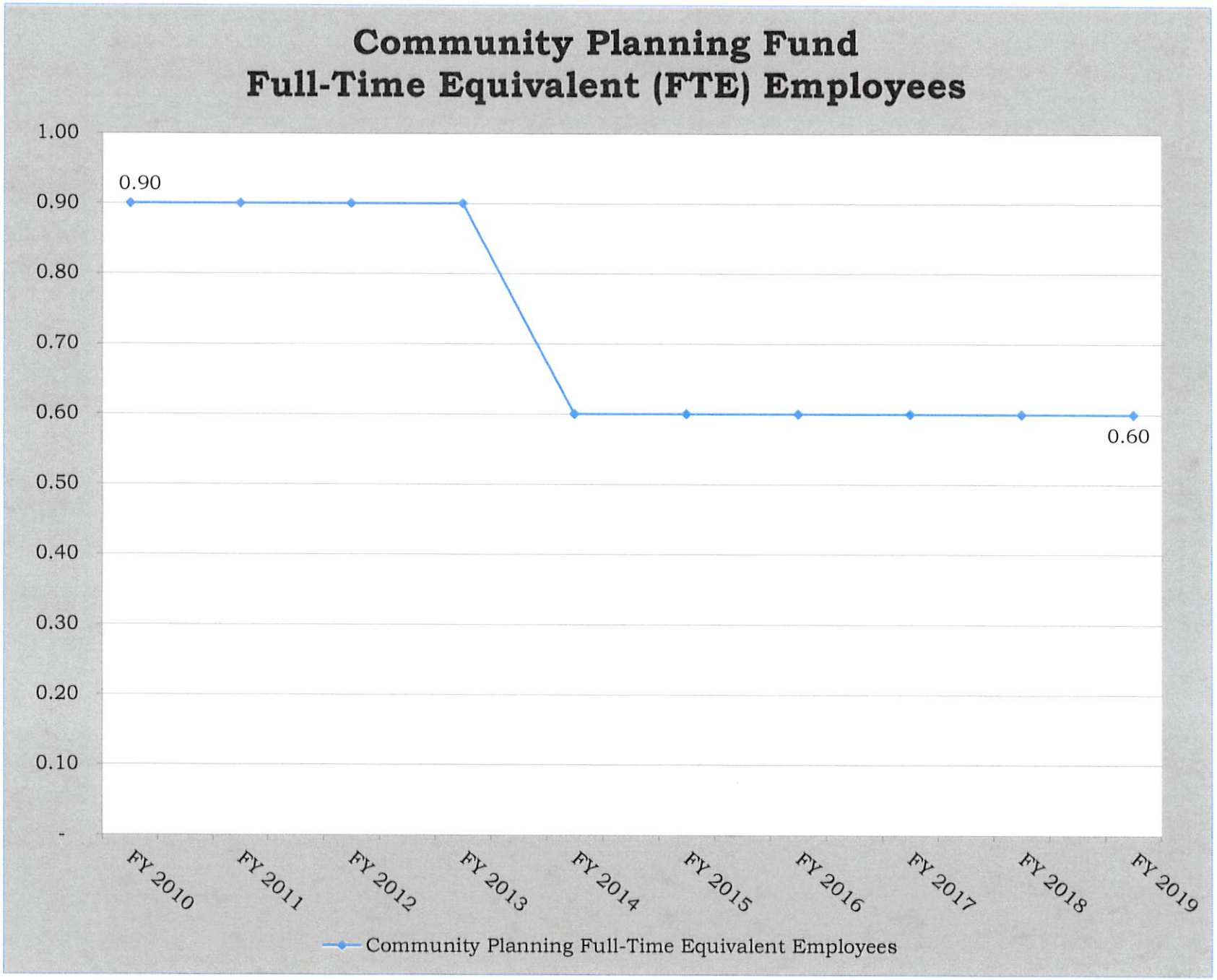
Community Planning Fund
Full-Time Equivalent (FTE) Employees
1.00
0.90
0.80
0.70
0.60
0.50
0.40
0.30
0.20
0.10
-
0.90
0.60
FY 2010
FY 2011
FY 2012
FY 2013
FY 2014
FY 2015
FY 2016
FY 2017
FY 2018
FY 2019
Community Planning Full-Time Equivalent Employees

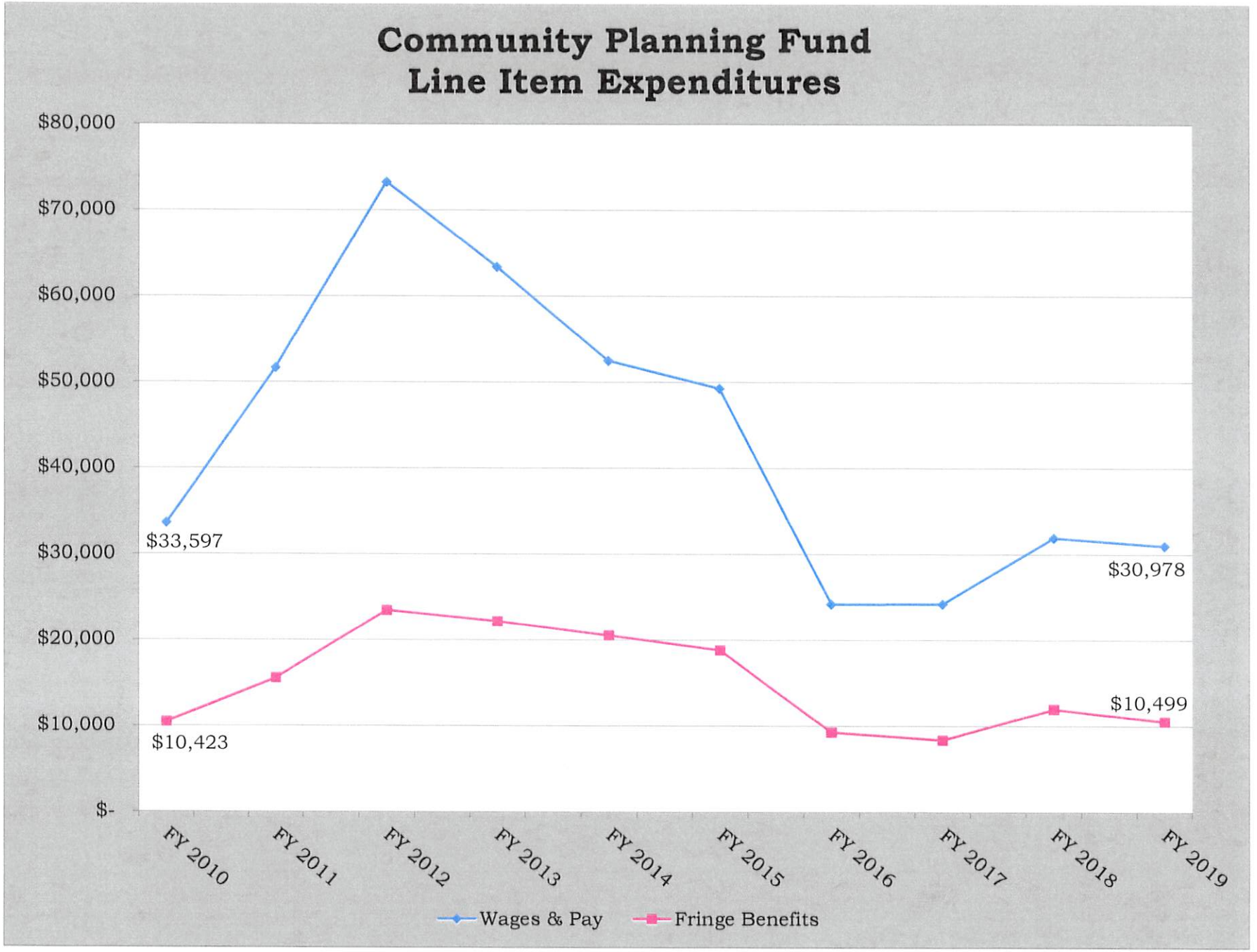
Community Planning Fund
Line Item Expenditures
$80,000
$70,000
$60,000
$50,000
$40,000
$30,000
$20,000
$10,000
$-
$33,597
$30,978
$10,499
$10,423
FY 2010
FY 2011
FY 2012
FY 2013
FY 2014
FY 2015
FY 2016
FY 2017
FY 2018
FY 2019
Wages & Pay
Fringe Benefits

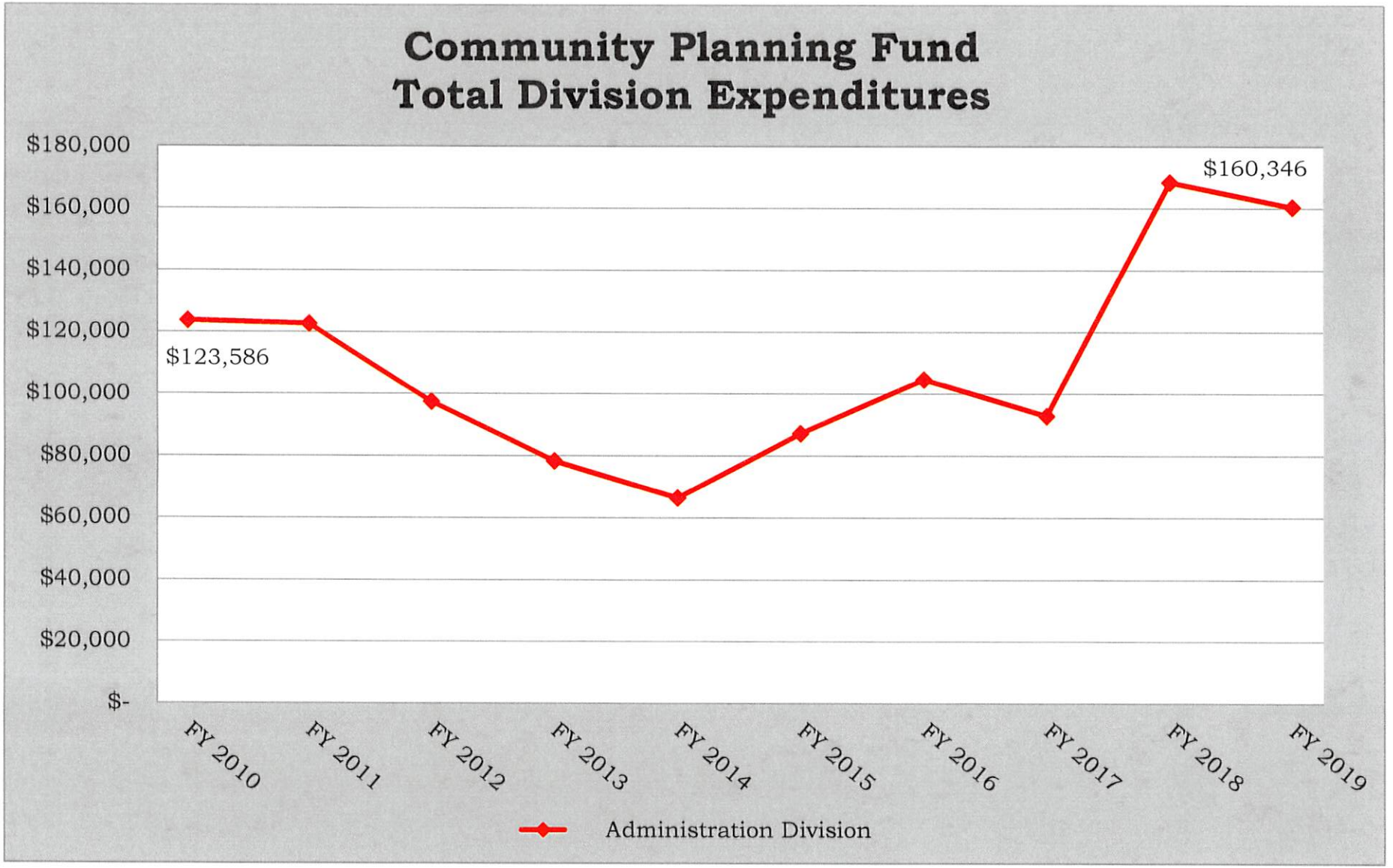
Community Planning Fund
Total Division Expenditures
$180,000
$160,000
$140,000
$120,000
$100,000
$80,000
$60,000
$40,000
$20,000
$-
$123,586
$160,346
FY 2010
FY 2011
FY 2012
FY 2013
FY 2014
FY 2015
FY 2016
FY 2017
FY 2018
FY 2019
Administration Division

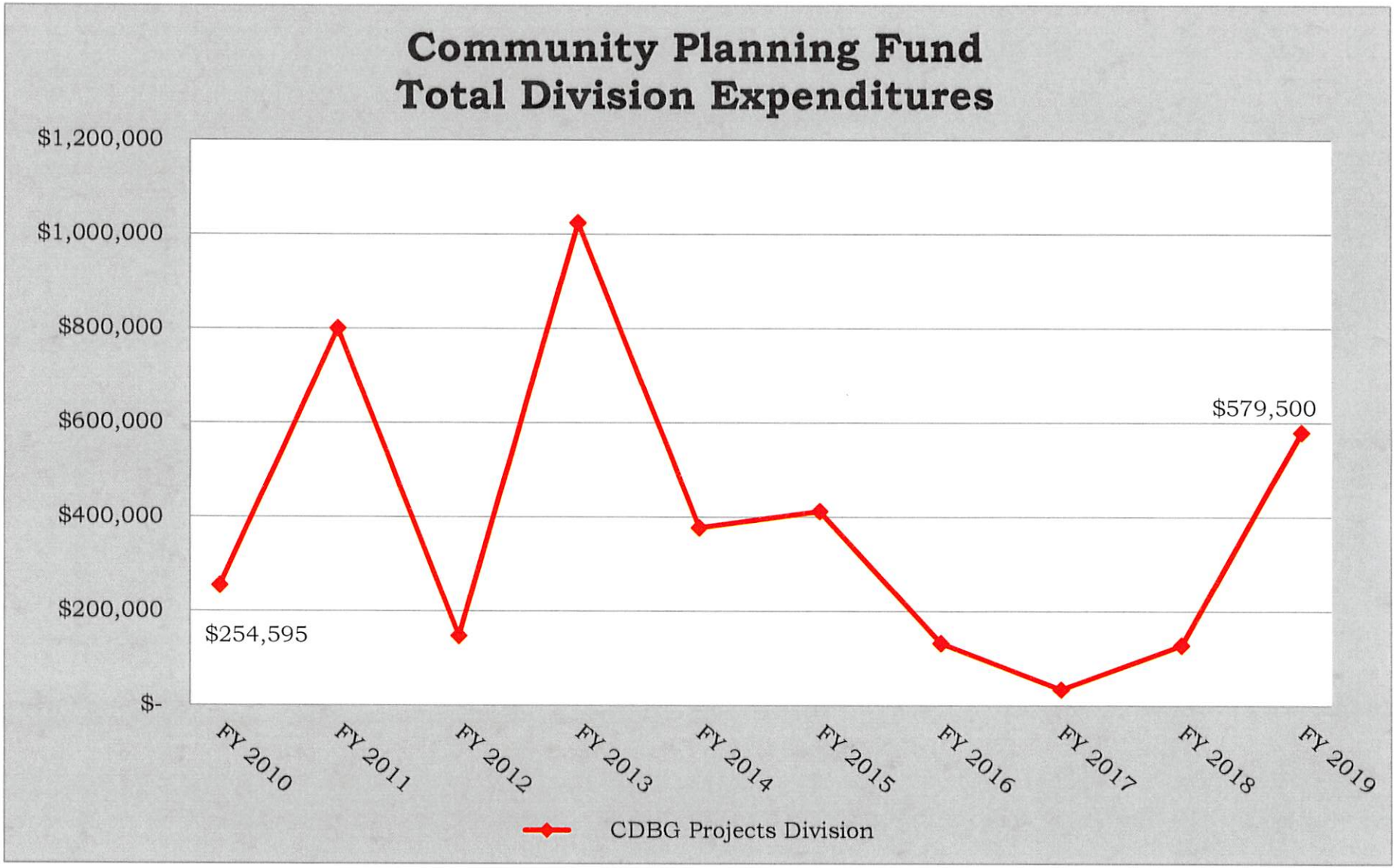
Community Planning Fund
Total Division Expenditures
$1,200,000
$1,000,000
$800,000
$600,000
$400,000
$200,000
$-
$254,595
$579,500
FY 2010
FY 2011
FY 2012
FY 2013
FY 2014
FY 2015
FY 2016
FY 2017
FY 2018
FY 2019
CDBG Projects Division

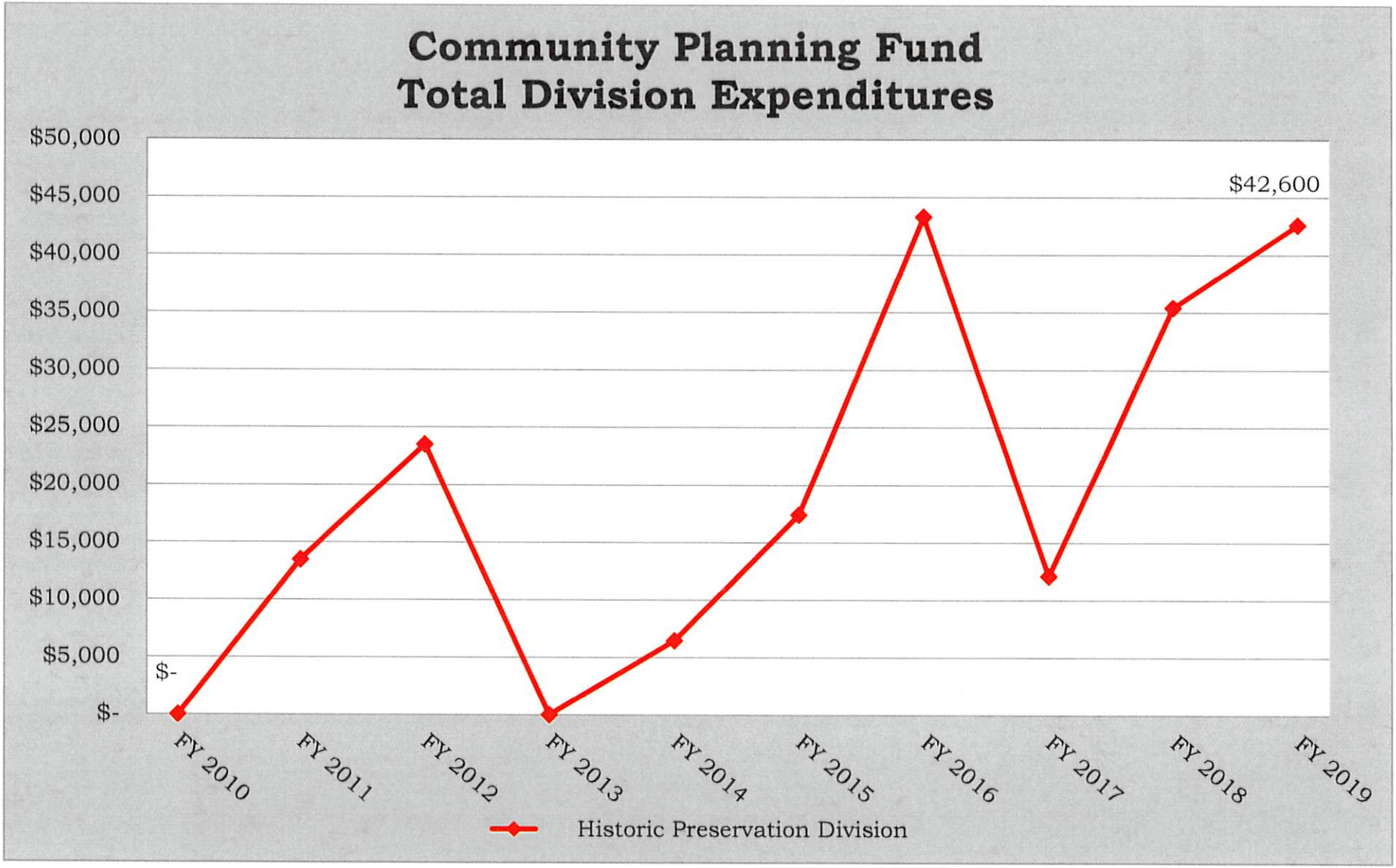
Community Planning Fund
Total Division Expenditures
$50,000
$45,000
$40,000
$35,000
$30,000
$25,000
$20,000
$15,000
$10,000
$5,000
$-
$42,600
$-
FY 2010
FY 2011
FY 2012
FY 2013
FY 2014
FY 2015
FY 2016
FY 2017
FY 2018
FY 2019
Historic Preservation Division

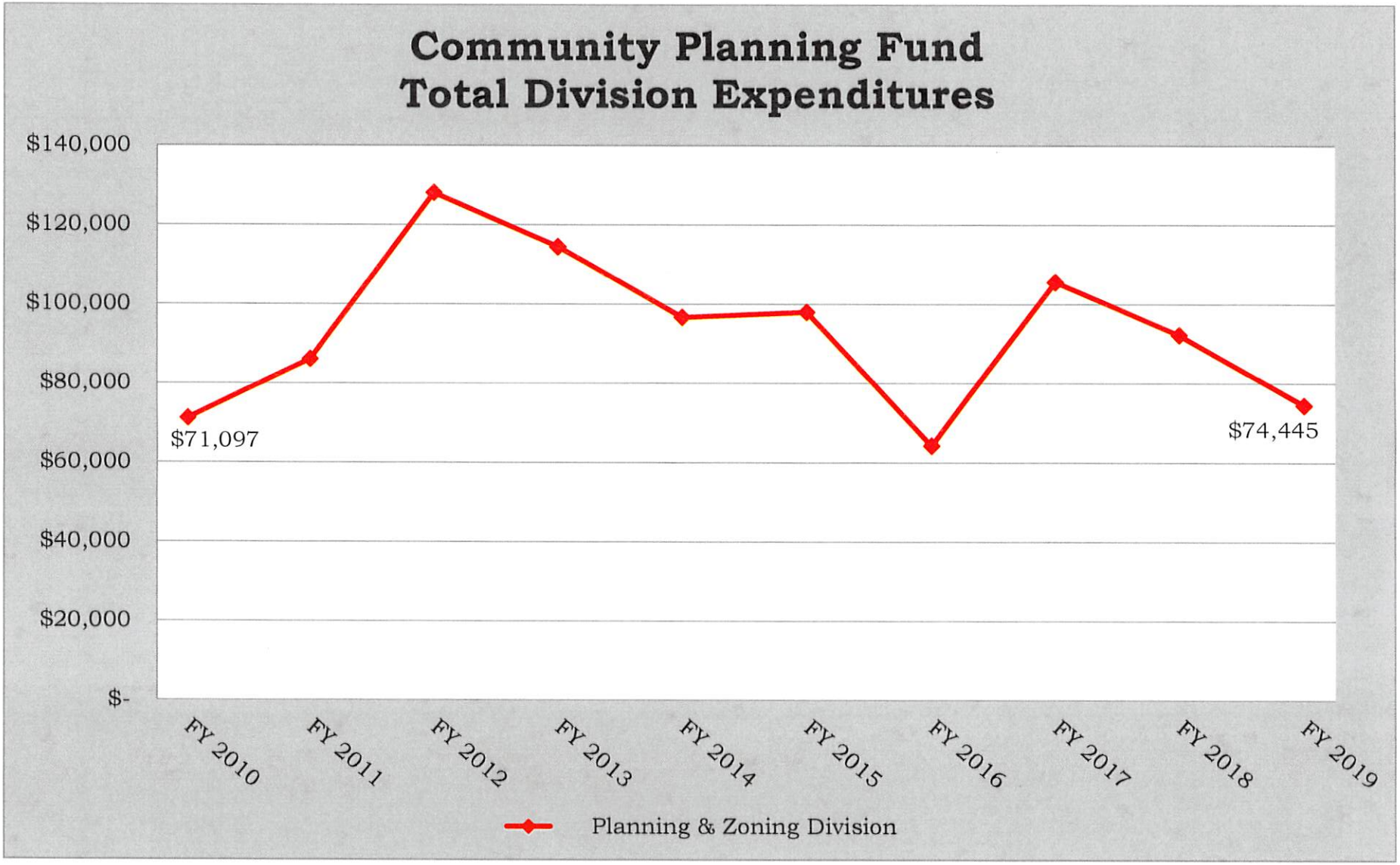
Community Planning Fund
Total Division Expenditures
$140,000
$120,000
$100,000
$80,000
$60,000
$40,000
$20,000
$-
$71,097
$74,445
FY 2010
FY 2011
FY 2012
FY 2013
FY 2014
FY 2015
FY 2016
FY 2017
FY 2018
FY 2019
Planning & Zoning Division

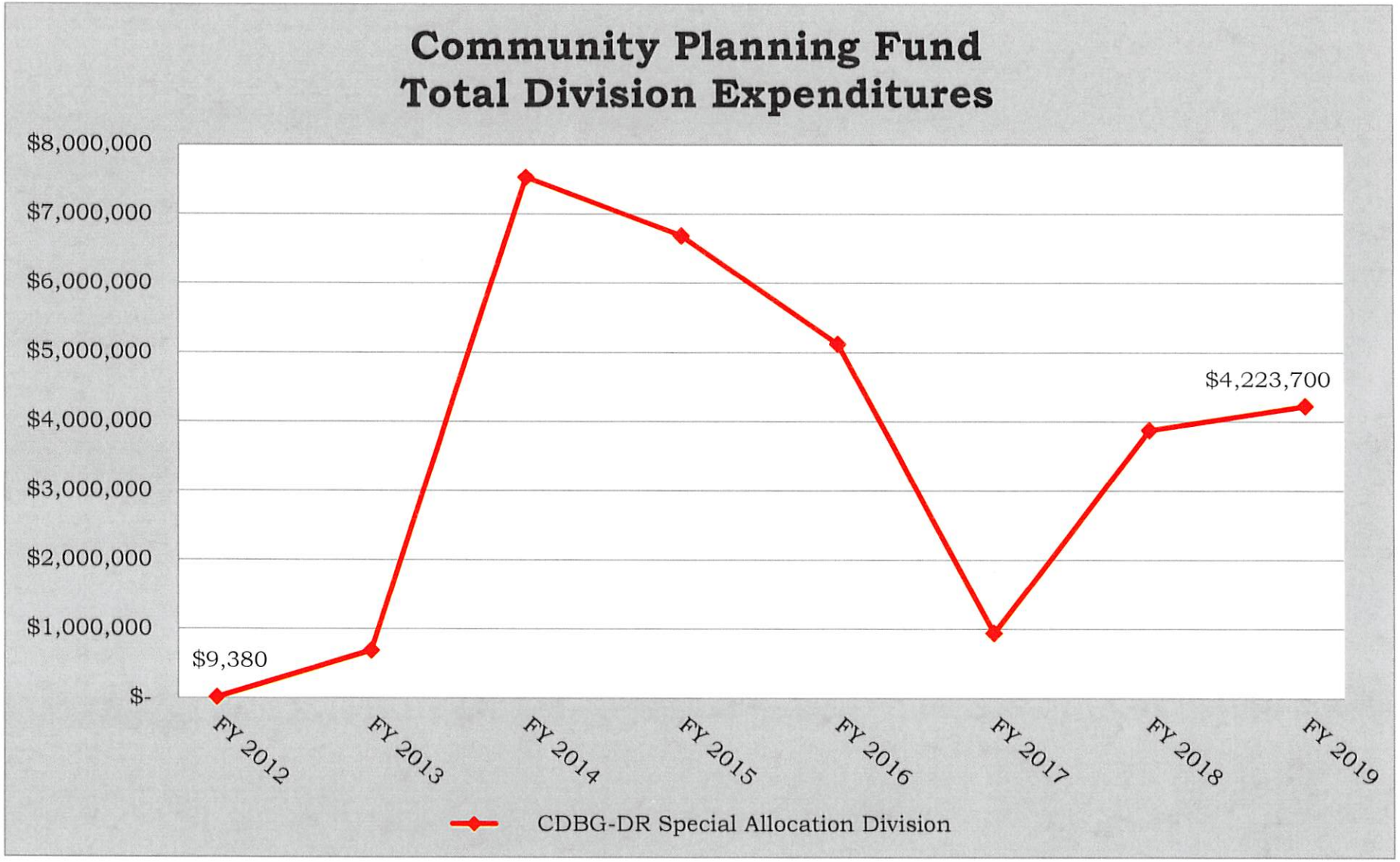
Community Planning Fund
Total Division Expenditures
$8,000,000
$7,000,000
$6,000,000
$5,000,000
$4,000,000
$3,000,000
$2,000,000
$1,000,000
$-
$9,380
$4,223,700
FY 2012
FY 2013
FY 2014
FY 2015
FY 2016
FY 2017
FY 2018
FY 2019
CDBG-DR Special Allocation Division

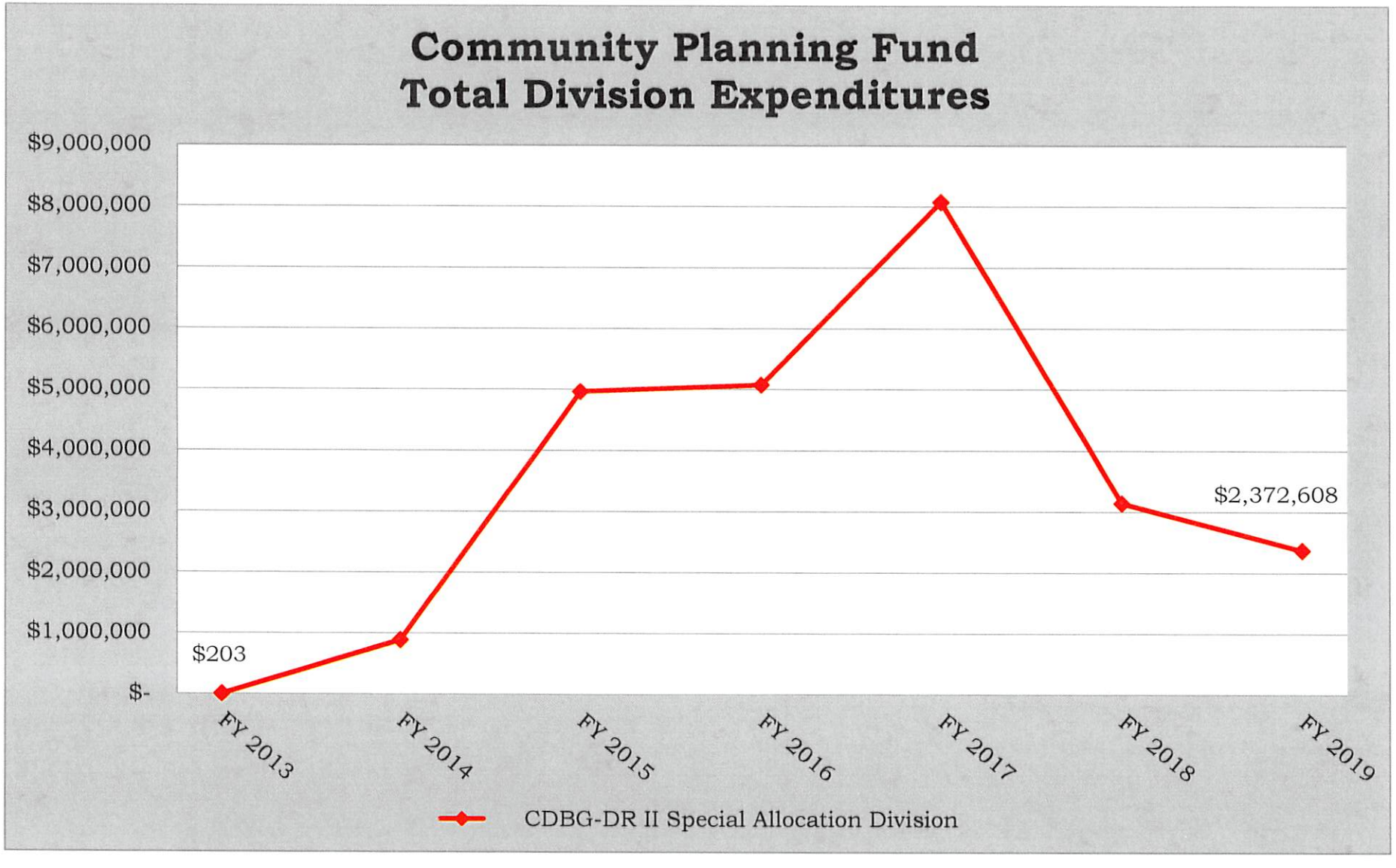
Community Planning Fund
Total Division Expenditures
$9,000,000
$8,000,000
$7,000,000
$6,000,000
$5,000,000
$4,000,000
$3,000,000
$2,000,000
$1,000,000
$-
$203
$2,372,608
FY 2013
FY 2014
FY 2015
FY 2016
FY 2017
FY 2018
FY 2019
CDBG-DR II Special Allocation Division

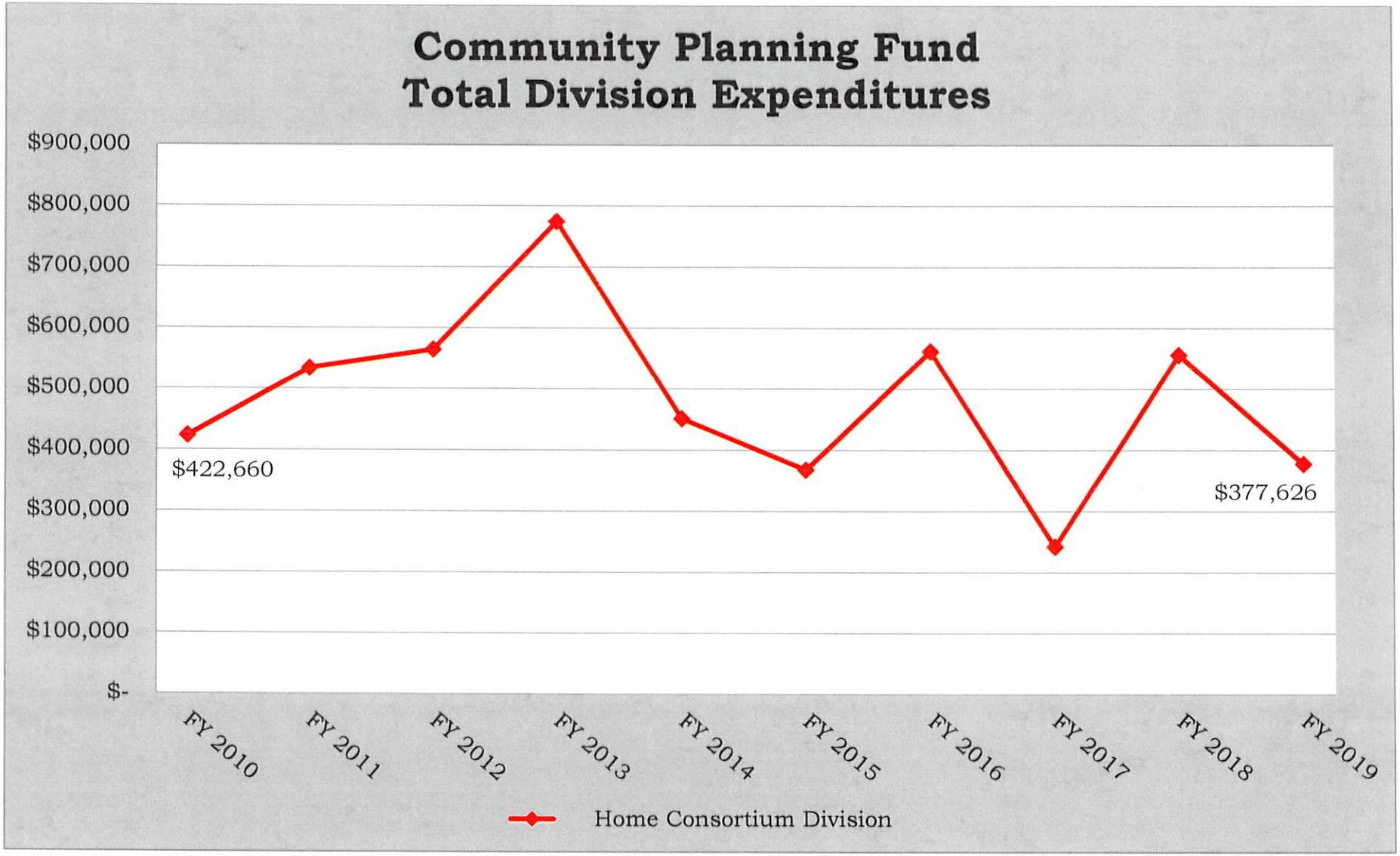
Community Planning Fund
Total Division Expenditures
$900,000
$800,000
$700,000
$600,000
$500,000
$400,000
$300,000
$200,000
$100,000
$-
$422,660
$377,626
FY 2010
FY 2011
FY 2012
FY 2013
FY 2014
FY 2015
FY 2016
FY 2017
FY 2018
FY 2019
Home Consortium Division

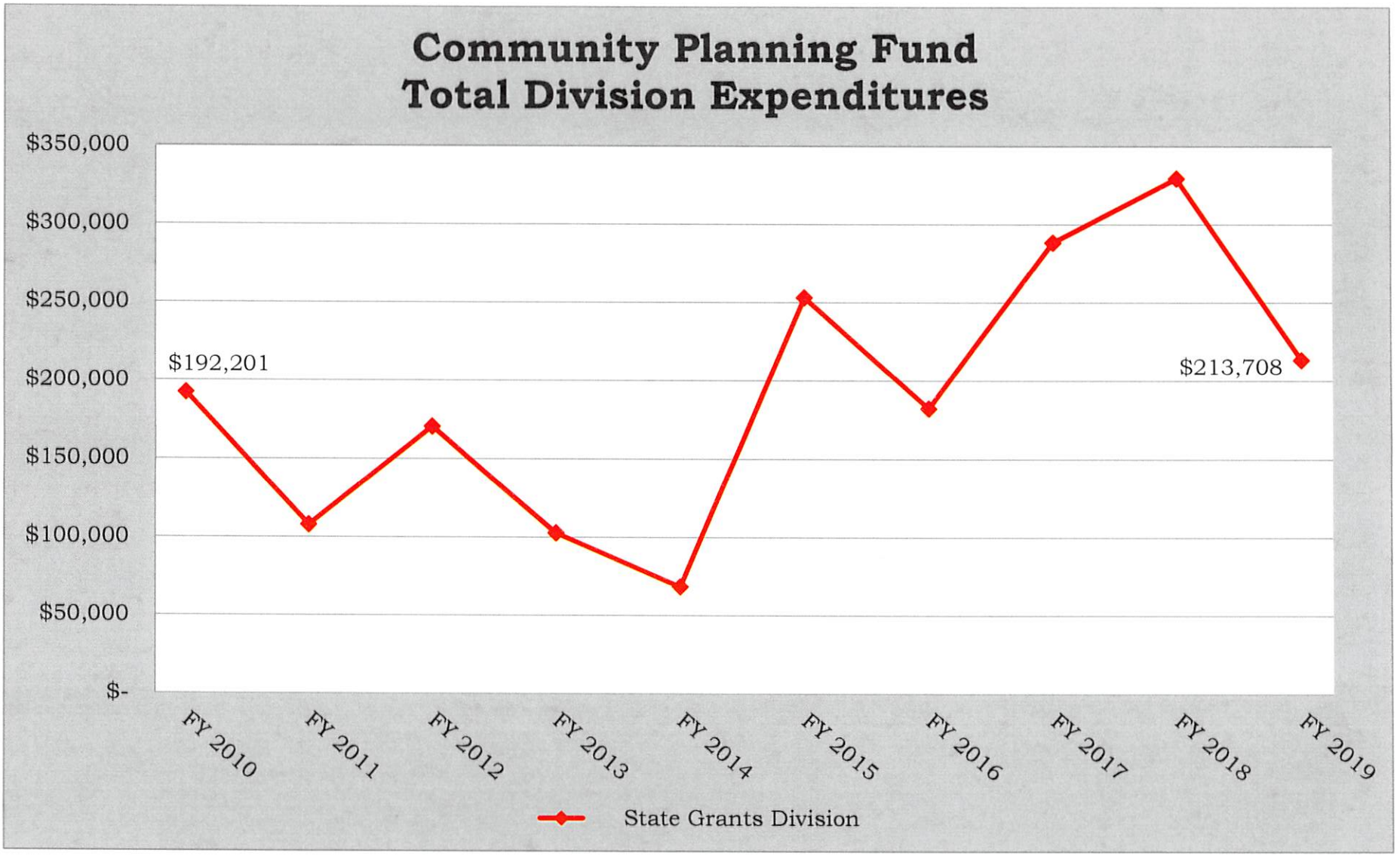
Community Planning Fund
Total Division Expenditures
$350,000
$300,000
$250,000
$200,000
$150,000
$100,000
$50,000
$-
$192,201
$213,708
FY 2010
FY 2011
FY 2012
FY 2013
FY 2014
FY 2015
FY 2016
FY 2017
FY 2018
FY 2019
State Grants Division

Economic Development

Fund Balance Projection

	FY 2017 Actuals	FY 2018 Adjusted Budget	FY 2018 Estimated Actuals	FY 2019 Proposed Budget
REVENUES				
Other Income & Donations	$ 40,906	$ 38,000	$ 36,300	$ 25,000
TOTAL REVENUES	**$ 40,906**	**$ 38,000**	**$ 36,300**	**$ 25,000**
EXPENDITURES				
Economic Development Projects	$ 120,000	$ -	$ -	$ -
TOTAL EXPENDITURES	**$ 120,000**	**$ -**	**$ -**	**$ -**
EXCESS REVENUES OVER (UNDER) EXPENDITURES	**$ (79,094)**	**$ 38,000**	**$ 36,300**	**$ 25,000**
OTHER FINANCING SOURCES (USES)				
Transfers In	$ -	$ -	$ -	$ -
Transfers Out	-	-	-	-
TOTAL OTHER FINANCING SOURCES (USES)	$ -	$ -	$ -	$ -
NET CHANGE IN FUND BALANCE	**$ (79,094)**	**$ 38,000**	**$ 36,300**	**$ 25,000**
FUND BALANCE, BEGINNING OF YEAR	**$ 3,845,047**	**$ 3,765,953**	**$ 3,765,953**	**$ 3,802,253**
FUND BALANCE, END OF YEAR	**$ 3,765,953**	**$ 3,803,953**	**$ 3,802,253**	**$ 3,827,253**
FUND BALANCE SUMMARY:				
Reserved for Loans Receivable	$ 2,654,057	$ 2,654,057	$ 2,219,057	$ 2,219,057
Unrestricted Fund Balance	1,111,896	1,149,896	1,583,196	1,608,196
TOTAL FUND BALANCE SUMMARY	**$ 3,765,953**	**$ 3,803,953**	**$ 3,802,253**	**$ 3,827,253**

ECONOMIC DEVELOPMENT FUND

FY 2019 BUDGET HIGHLIGHTS

Department Summary:

The Economic Development Fund is used to account for economic development participation projects, as well as a revolving low-interest loan program to private companies for economic development purposes. There are no planned economic development projects budgeted for the next fiscal year.

Notable Budget Items:

None

Debt Service

Fund Balance Projection

	FY 2017 Actuals	FY 2018 Adjusted Budget	FY 2018 Estimated Actuals	FY 2019 Proposed Budget
REVENUES				
Charges & Assessments	$ 150,000	$ 150,000	$ 150,000	$ 150,000
Other Income & Donations	(1)	-	-	-
Bond Proceeds	-	-	-	-
TOTAL REVENUES	**$ 149,999**	**$ 150,000**	**$ 150,000**	**$ 150,000**
EXPENDITURES				
City Hall Acquisition	$ 2,844,932	$ -	$ 818	$ 818
Joe Becker Renovation	150,956	147,206	147,206	149,956
TOTAL EXPENDITURES	**$ 2,995,888**	**$ 147,206**	**$ 148,024**	**$ 150,774**
EXCESS REVENUES OVER (UNDER) EXPENDITURES	**$ (2,845,889)**	**$ 2,794**	**$ 1,976**	**$ (774)**
OTHER FINANCING SOURCES (USES)				
Transfers In	$ 2,838,577	$ -	$ -	$ -
Transfers Out	-	-	-	-
TOTAL OTHER FINANCING SOURCES (USES)	**$ 2,838,577**	**$ -**	**$ -**	**$ -**
NET CHANGE IN FUND BALANCE	**$ (7,312)**	**$ 2,794**	**$ 1,976**	**$ (774)**
FUND BALANCE, BEGINNING OF YEAR	**$ 96,640**	**$ 89,328**	**$ 89,328**	**$ 91,304**
FUND BALANCE, END OF YEAR	**$ 89,328**	**$ 92,122**	**$ 91,304**	**$ 90,530**
FUND BALANCE SUMMARY:				
Reserved Fund Balance	$ -	$ -	$ -	$ -
Unrestricted Fund Balance	89,328	92,122	91,304	90,530
TOTAL FUND BALANCE SUMMARY	**$ 89,328**	**$ 92,122**	**$ 91,304**	**$ 90,530**

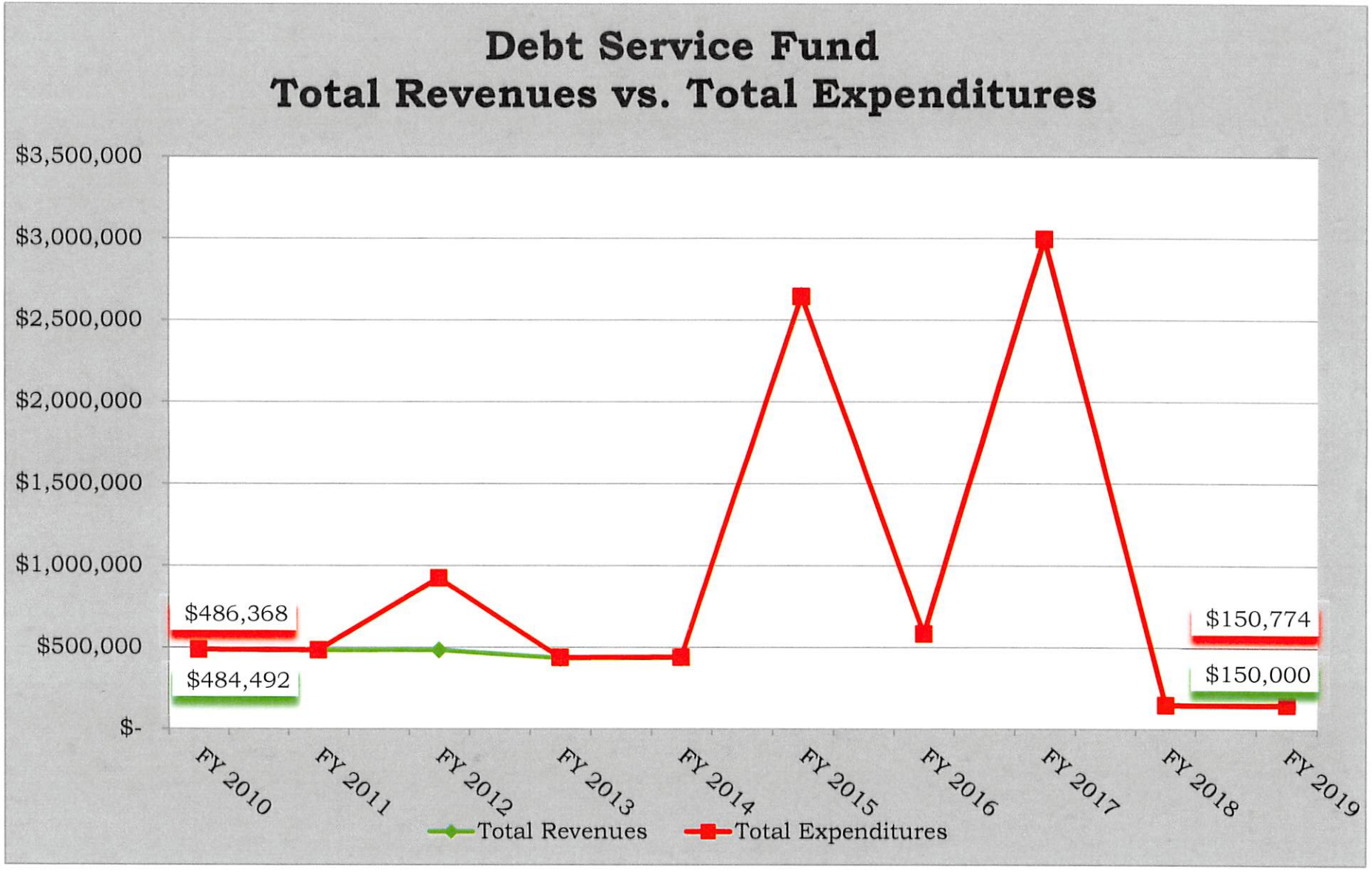
Debt Service Fund
Total Revenues vs. Total Expenditures
$3,500,000
$3,000,000
$2,500,000
$2,000,000
$1,500,000
$1,000,000
$500,000
$-
$486,368
$484,492
$150,774
$150,000
FY 2010
FY 2011
FY 2012
FY 2013
FY 2014
FY 2015
FY 2016
FY 2017
FY 2018
FY 2019
Total Revenues
Total Expenditures

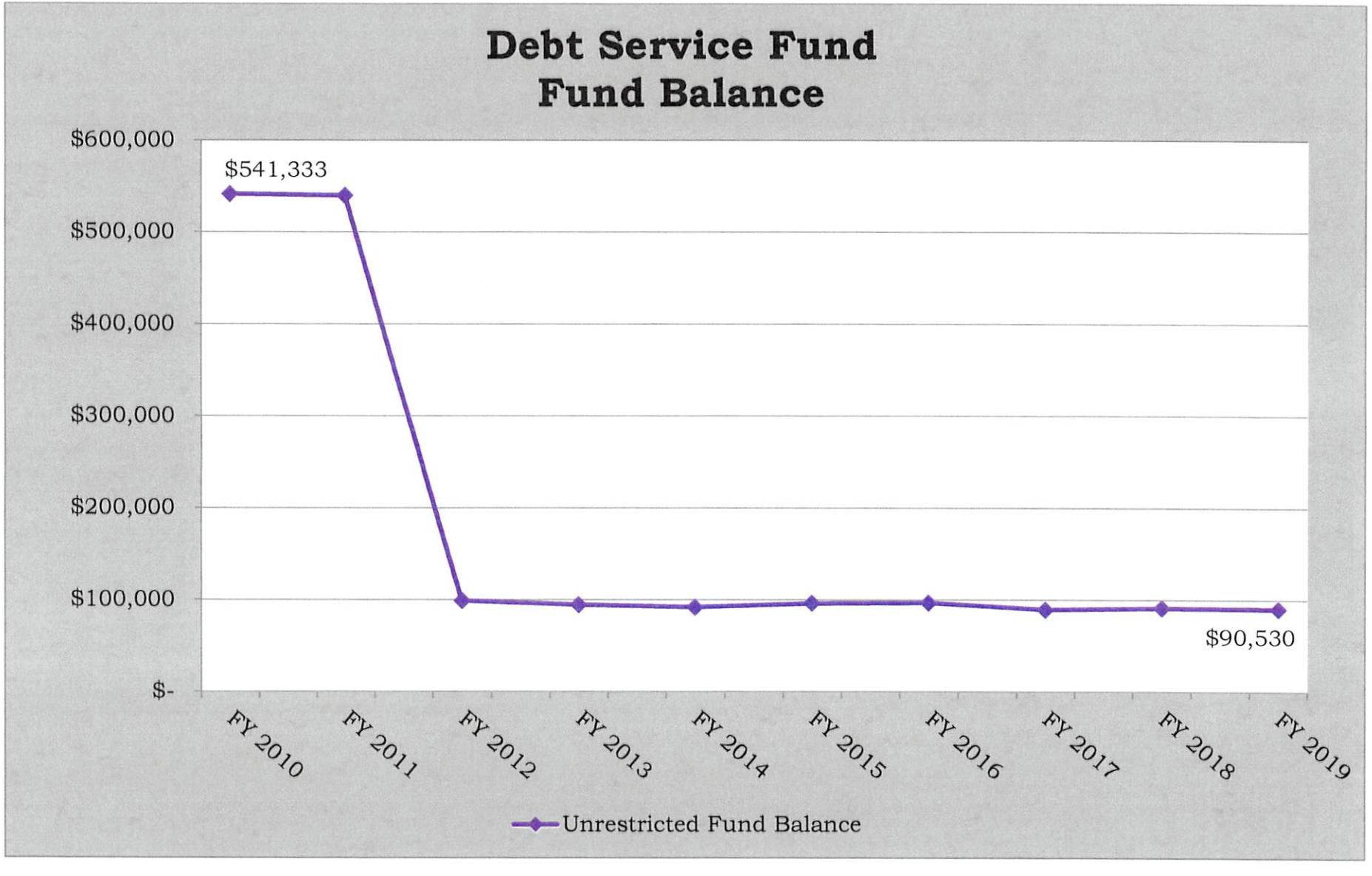
Debt Service Fund
Fund Balance
$600,000
$500,000
$400,000
$300,000
$200,000
$100,000
$-
$541,333
$90,530
FY 2010
FY 2011
FY 2012
FY 2013
FY 2014
FY 2015
FY 2016
FY 2017
FY 2018
FY 2019
Unrestricted Fund Balance

DEBT SERVICE FUND

FY 2019 BUDGET HIGHLIGHTS

Department Summary:

The Debt Service Fund is used to account for the accumulation of resources for the payments of principal and interest on long-term debt obligations. The outstanding debt on City Hall was previously retired through an advanced refunding. The only remaining general debt obligation is for the renovation of Joe Becker Stadium.

Notable Budget Items:

None

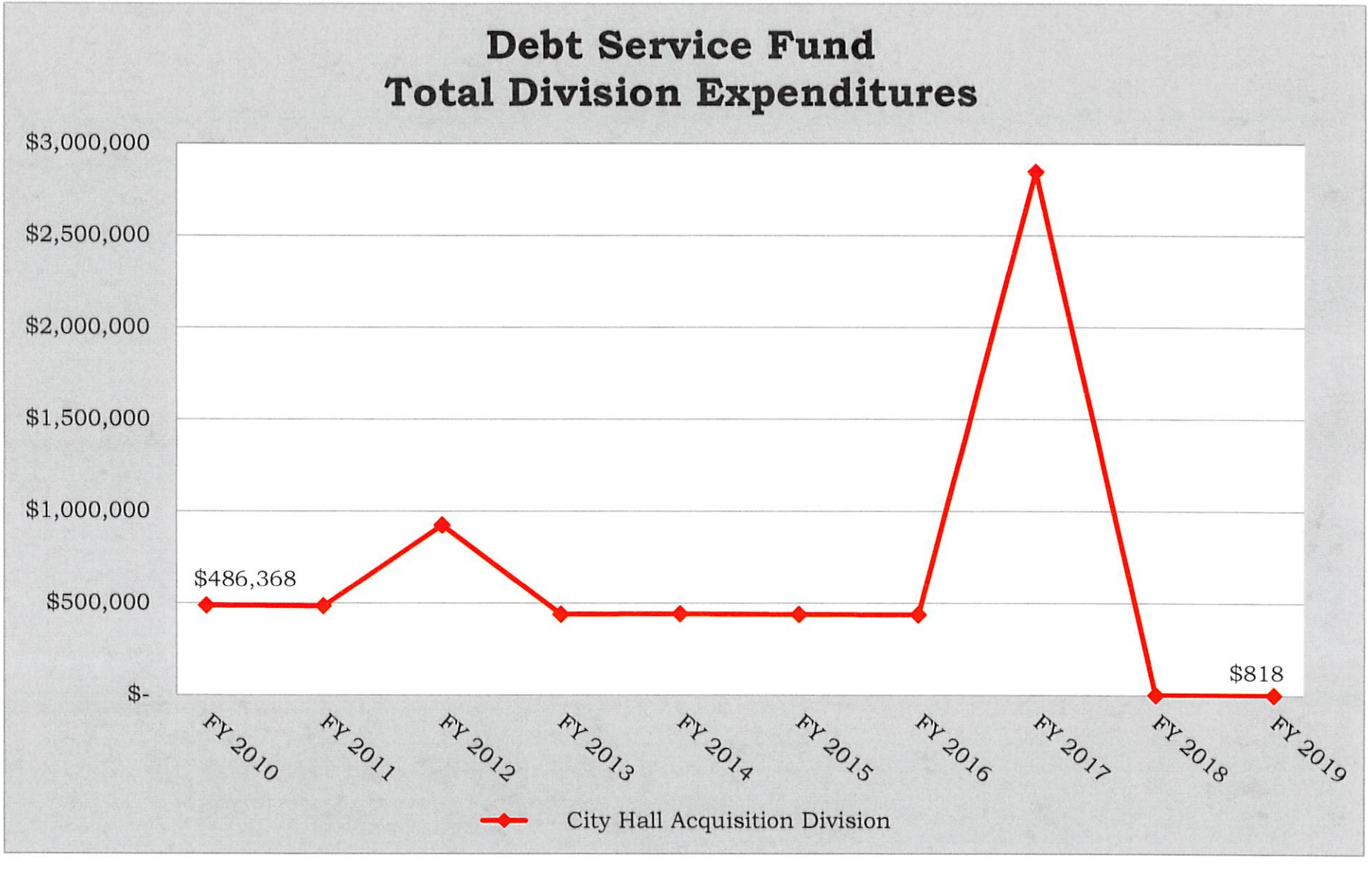
Debt Service Fund
Total Division Expenditures
$3,000,000
$2,500,000
$2,000,000
$1,500,000
$1,000,000
$500,000
$-
$486,368
$818
FY 2010
FY 2011
FY 2012
FY 2013
FY 2014
FY 2015
FY 2016
FY 2017
FY 2018
FY 2019
City Hall Acquisition Division

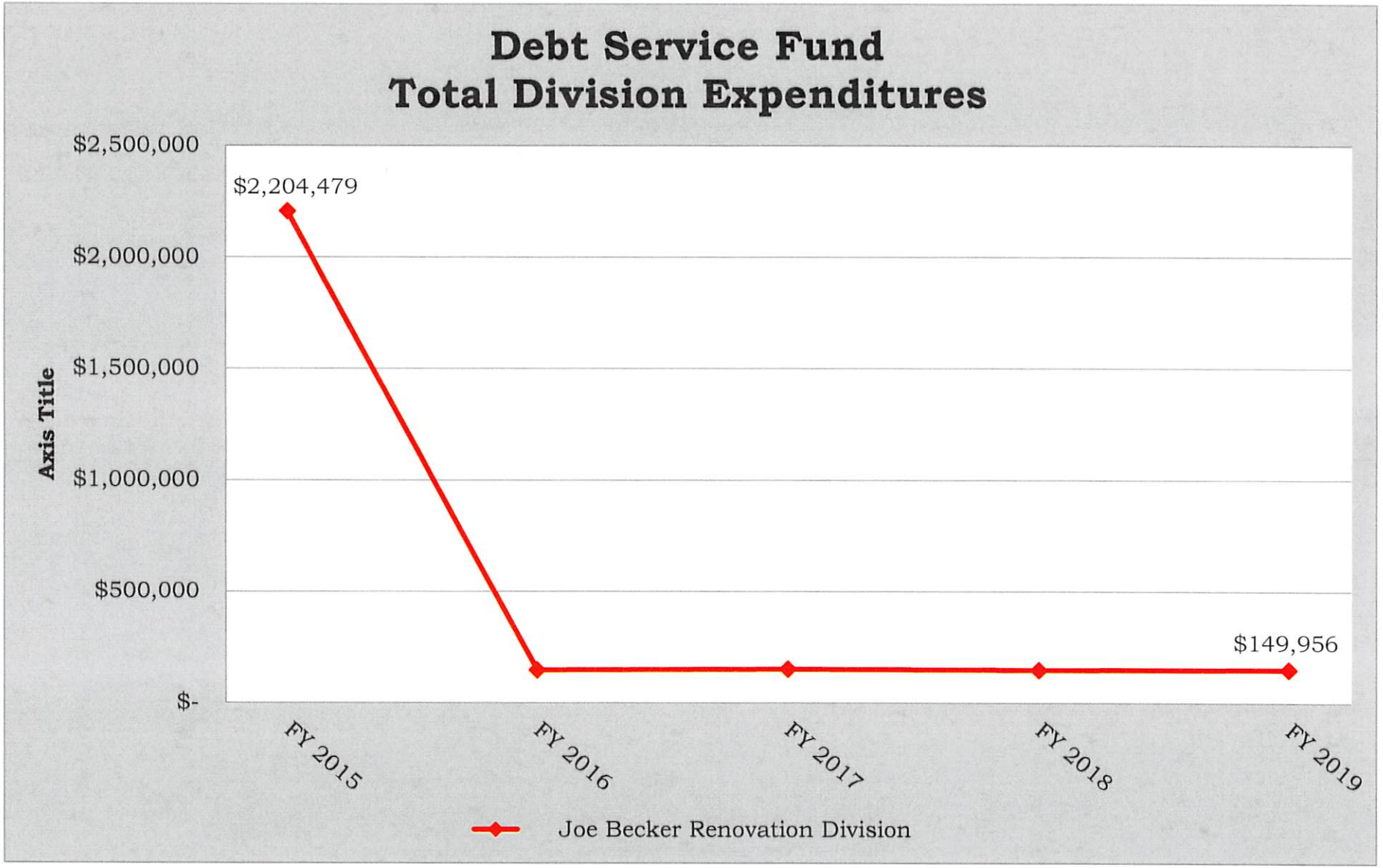
Debt Service Fund
Total Division Expenditures
$2,500,000
$2,000,000
$1,500,000
$1,000,000
$500,000
$-
Axis Title
$2,204,479
$149,956
FY 2015
FY 2016
FY 2017
FY 2018
FY 2019
Joe Becker Renovation Division

Infrastructure Improvements

Fund Balance Projection

	FY 2017 Actuals	FY 2018 Adjusted Budget	FY 2018 Estimated Actuals	FY 2019 Proposed Budget
REVENUES				
Charges & Assessments	$ -	$ -	$ -	$ -
Other Income & Donations	-	-	-	-
Federal Grants	11,248,098	38,674,950	40,464,647	5,425,000
State Grants	18,834	10,000	10,000	90,000
Local Grants	40,000	-	-	-
TOTAL REVENUES	**$ 11,306,932**	**$ 38,684,950**	**$ 40,474,647**	**$ 5,515,000**
EXPENDITURES				
Infrastructure Projects	$ 21,303,934	$ 41,939,368	$ 40,232,099	$ 5,175,000
TOTAL EXPENDITURES	**$ 21,303,934**	**$ 41,939,368**	**$ 40,232,099**	**$ 5,175,000**
EXCESS REVENUES OVER (UNDER) EXPENDITURES	**$ (9,997,002)**	**$ (3,254,418)**	**$ 242,548**	**$ 340,000**
OTHER FINANCING SOURCES (USES)				
Transfers In	$ -	$ -	$ -	$ -
Transfers Out	-	-	-	-
TOTAL OTHER FINANCING SOURCES (USES)	$ -	$ -	$ -	$ -
NET CHANGE IN FUND BALANCE	**$ (9,997,002)**	**$ (3,254,418)**	**$ 242,548**	**$ 340,000**
FUND BALANCE, BEGINNING OF YEAR	**$ 292,681**	**$ (9,704,321)**	**$ (9,704,321)**	**$ (9,461,773)**
FUND BALANCE, END OF YEAR	**$ (9,704,321)**	**$ (12,958,739)**	**$ (9,461,773)**	**$ (9,121,773)**
FUND BALANCE SUMMARY:				
Reserved Fund Balance	$ -	$ -	$ -	$ -
Unrestricted Fund Balance*	(9,704,321)	(12,958,739)	(9,461,773)	(9,121,773)
TOTAL FUND BALANCE SUMMARY	**$ (9,704,321)**	**$ (12,958,739)**	**$ (9,461,773)**	**$ (9,121,773)**

*Fund Balance is negative due to the timing of grant reimbursements, which is reflected on the balance sheet as deferred grant revenue.

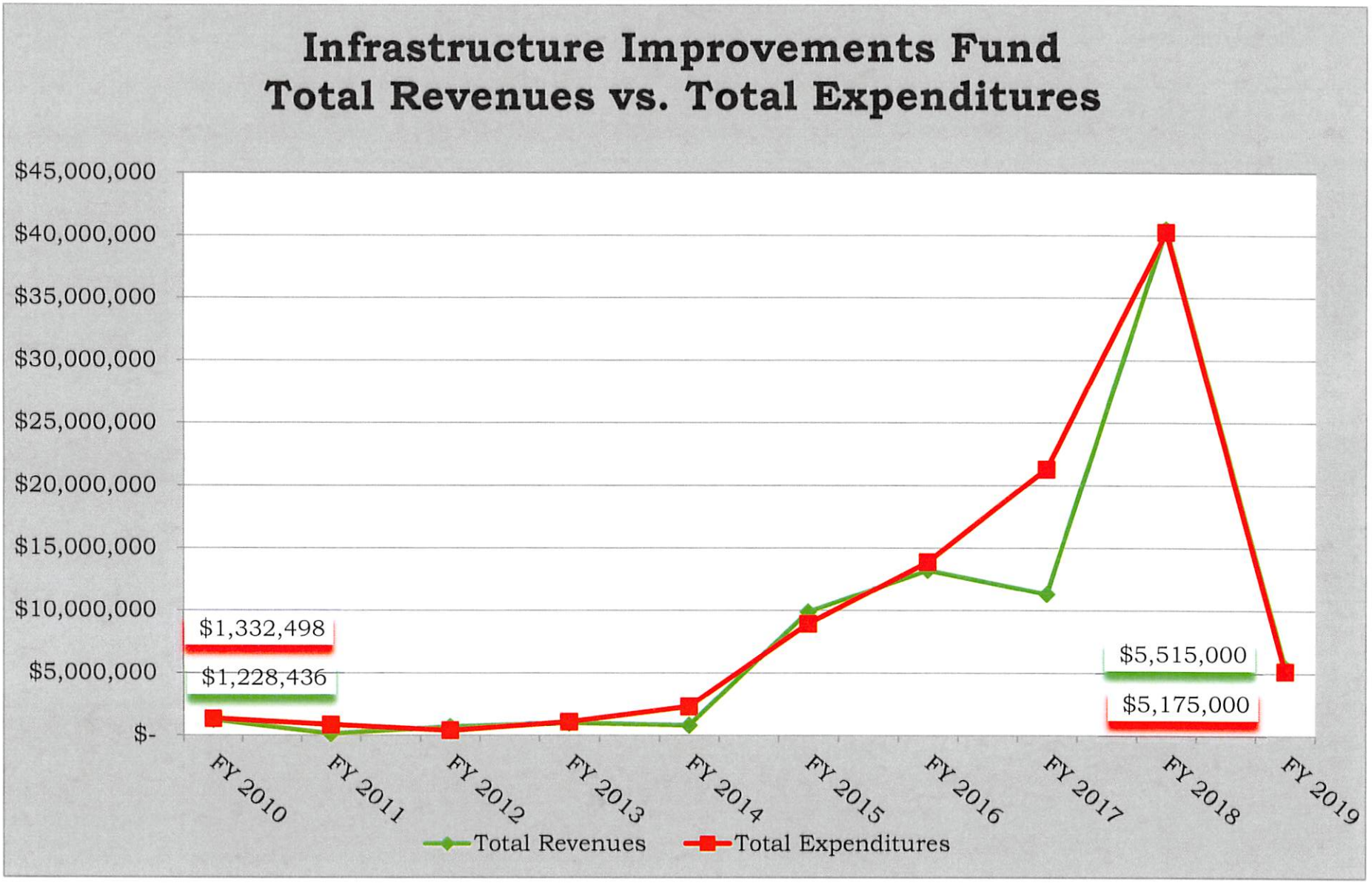
Infrastructure Improvements Fund
Total Revenues vs. Total Expenditures
$45,000,000
$40,000,000
$35,000,000
$30,000,000
$25,000,000
$20,000,000
$15,000,000
$10,000,000
$5,000,000
$-
$1,332,498
$1,228,436
$5,515,000
$5,175,000
FY 2010
FY 2011
FY 2012
FY 2013
FY 2014
FY 2015
FY 2016
FY 2017
FY 2018
FY 2019
Total Revenues
Total Expenditures

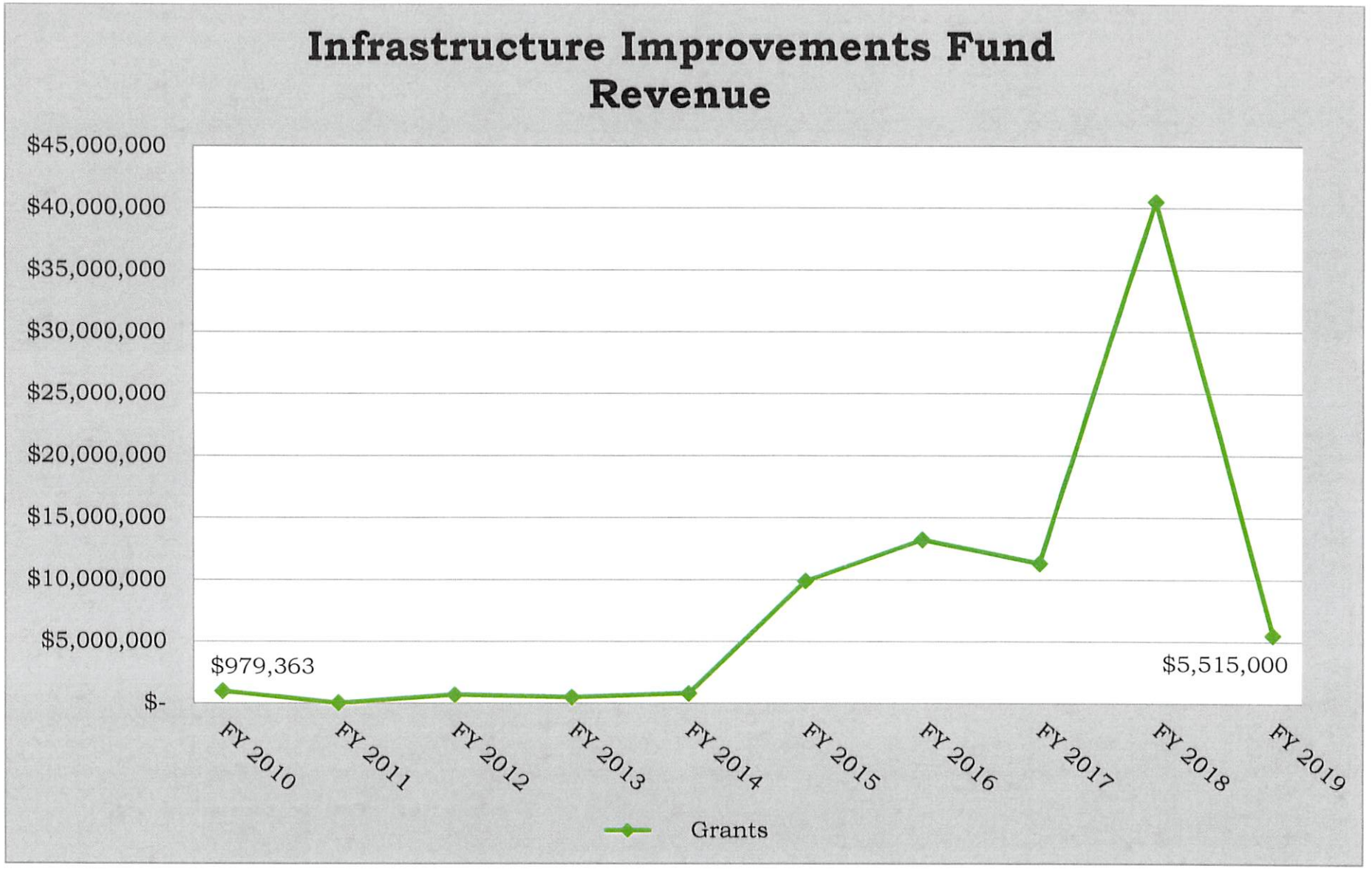
Infrastructure Improvements Fund
Revenue
$45,000,000
$40,000,000
$35,000,000
$30,000,000
$25,000,000
$20,000,000
$15,000,000
$10,000,000
$5,000,000
$-
$979,363
$5,515,000
FY 2010
FY 2011
FY 2012
FY 2013
FY 2014
FY 2015
FY 2016
FY 2017
FY 2018
FY 2019
Grants

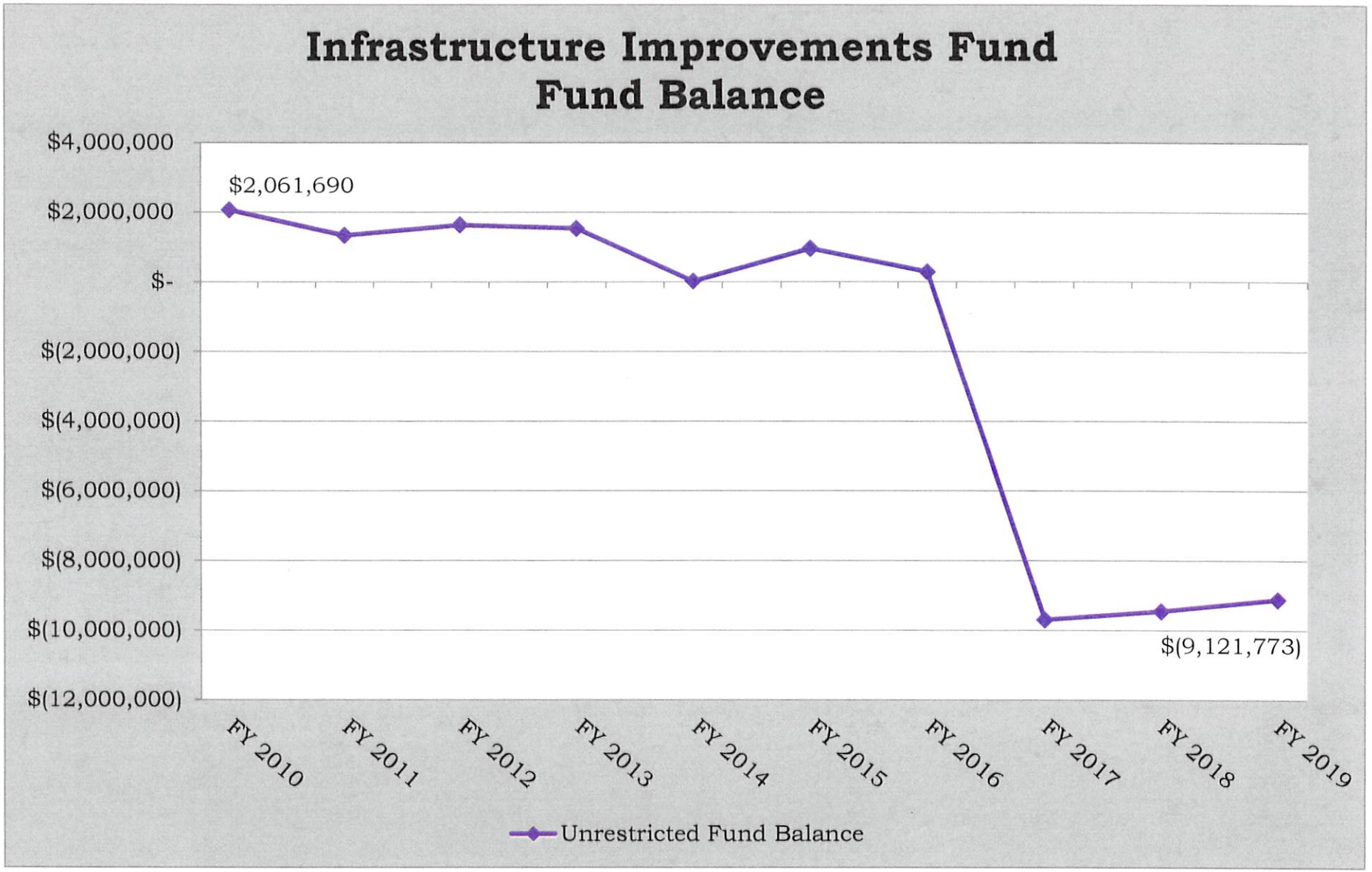
Infrastructure Improvements Fund
Fund Balance
$4,000,000
$2,000,000
$-
$(2,000,000)
$(4,000,000)
$(6,000,000)
$(8,000,000)
$(10,000,000)
$(12,000,000)
$2,061,690
$(9,121,773)
FY 2010
FY 2011
FY 2012
FY 2013
FY 2014
FY 2015
FY 2016
FY 2017
FY 2018
FY 2019
Unrestricted Fund Balance

INFRASTRUCTURE FUND

FY 2019 BUDGET HIGHLIGHTS

Department Summary:

The Infrastructure Fund accounts for the right-of-way, demolition, and construction of major capital projects undertaken by the City. This fund is funded by grants and transfers from Transportation Sales Tax.

Notable Budget Items:

Capital Items:

- $25,000 Right-of-Way-Infrastructure #1 & #2-CDBG-DR
- $25,000 Tree City USA (75% grant funded)
- $100,000 Sidewalk Projects
- $375,000 CDBG Entitlement Project
- $4,550,000 Infrastructure #1 & #2-CDBG-DR

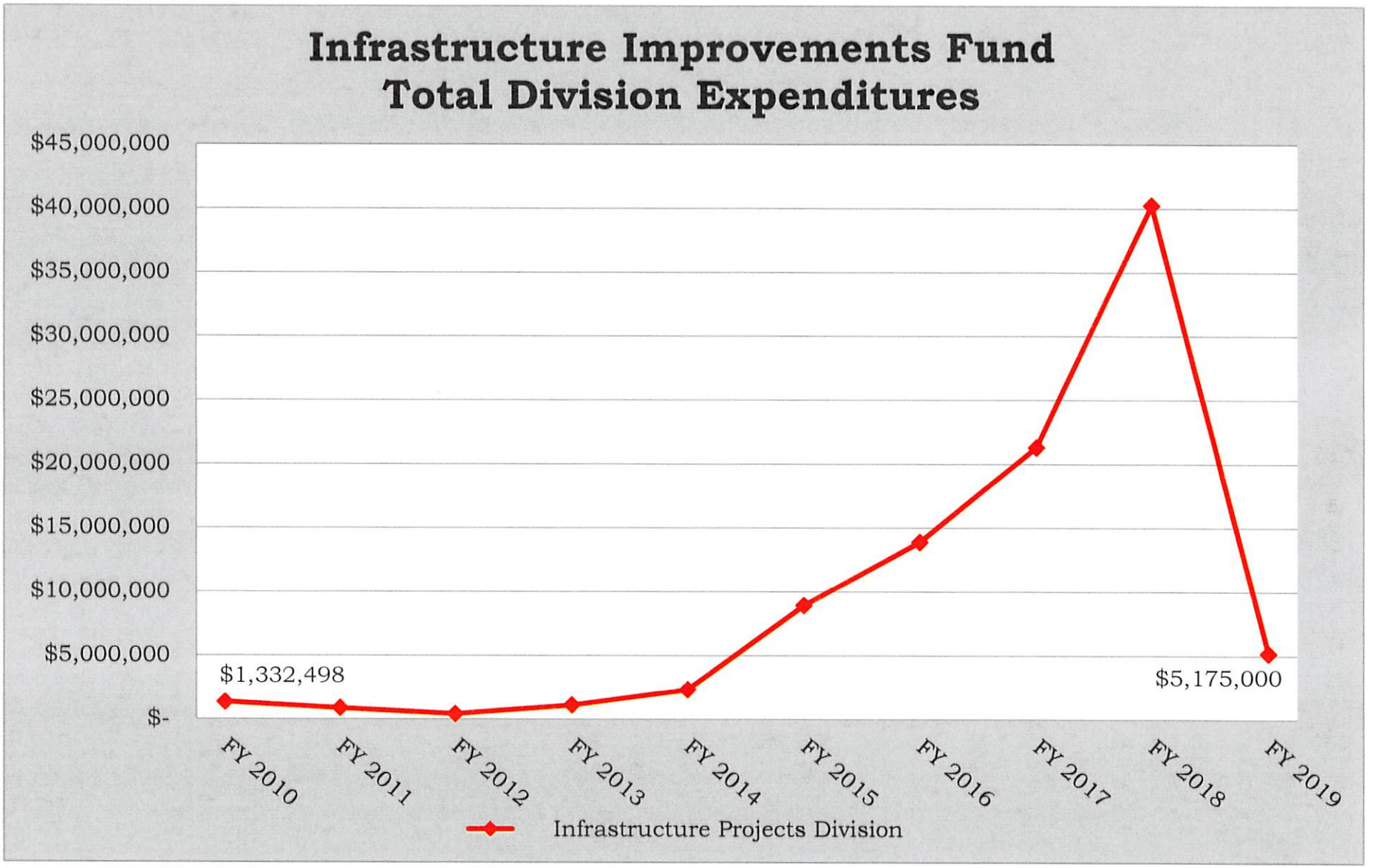
Infrastructure Improvements Fund
Total Division Expenditures
$45,000,000
$40,000,000
$35,000,000
$30,000,000
$25,000,000
$20,000,000
$15,000,000
$10,000,000
$5,000,000
$-
$1,332,498
$5,175,000
FY 2010
FY 2011
FY 2012
FY 2013
FY 2014
FY 2015
FY 2016
FY 2017
FY 2018
FY 2019
Infrastructure Projects Division

Revolving Public Improvements

Fund Balance Projection

	FY 2017 Actuals	FY 2018 Adjusted Budget	FY 2018 Estimated Actuals	FY 2019 Proposed Budget
REVENUES				
Charges & Assessments	$ 33,107	$ 30,000	$ 30,000	$ 30,000
Other Income & Donations	1,959	3,750	-	-
TOTAL REVENUES	**$ 35,066**	**$ 33,750**	**$ 30,000**	**$ 30,000**
EXPENDITURES				
Special Assessment Projects	$ 72,198	$ 170,750	$ 68,250	$ 68,250
TOTAL EXPENDITURES	**$ 72,198**	**$ 170,750**	**$ 68,250**	**$ 68,250**
EXCESS REVENUES OVER (UNDER) EXPENDITURES	**$ (37,132)**	**$ (137,000)**	**$ (38,250)**	**$ (38,250)**
OTHER FINANCING SOURCES (USES)				
Transfers In	$ -	$ -	$ -	$ -
Transfers Out	-	-	-	-
TOTAL OTHER FINANCING SOURCES (USES)	**$ -**	**$ -**	**$ -**	**$ -**
NET CHANGE IN FUND BALANCE	**$ (37,132)**	**$ (137,000)**	**$ (38,250)**	**$ (38,250)**
FUND BALANCE, BEGINNING OF YEAR	**$ 865,685**	**$ 828,553**	**$ 828,553**	**$ 790,303**
FUND BALANCE, END OF YEAR	**$ 828,553**	**$ 691,553**	**$ 790,303**	**$ 752,053**
FUND BALANCE SUMMARY:				
Reserved Fund Balance	$ -	$ -	$ -	$ -
Unrestricted Fund Balance	828,553	691,553	790,303	752,053
TOTAL FUND BALANCE SUMMARY	**$ 828,553**	**$ 691,553**	**$ 790,303**	**$ 752,053**

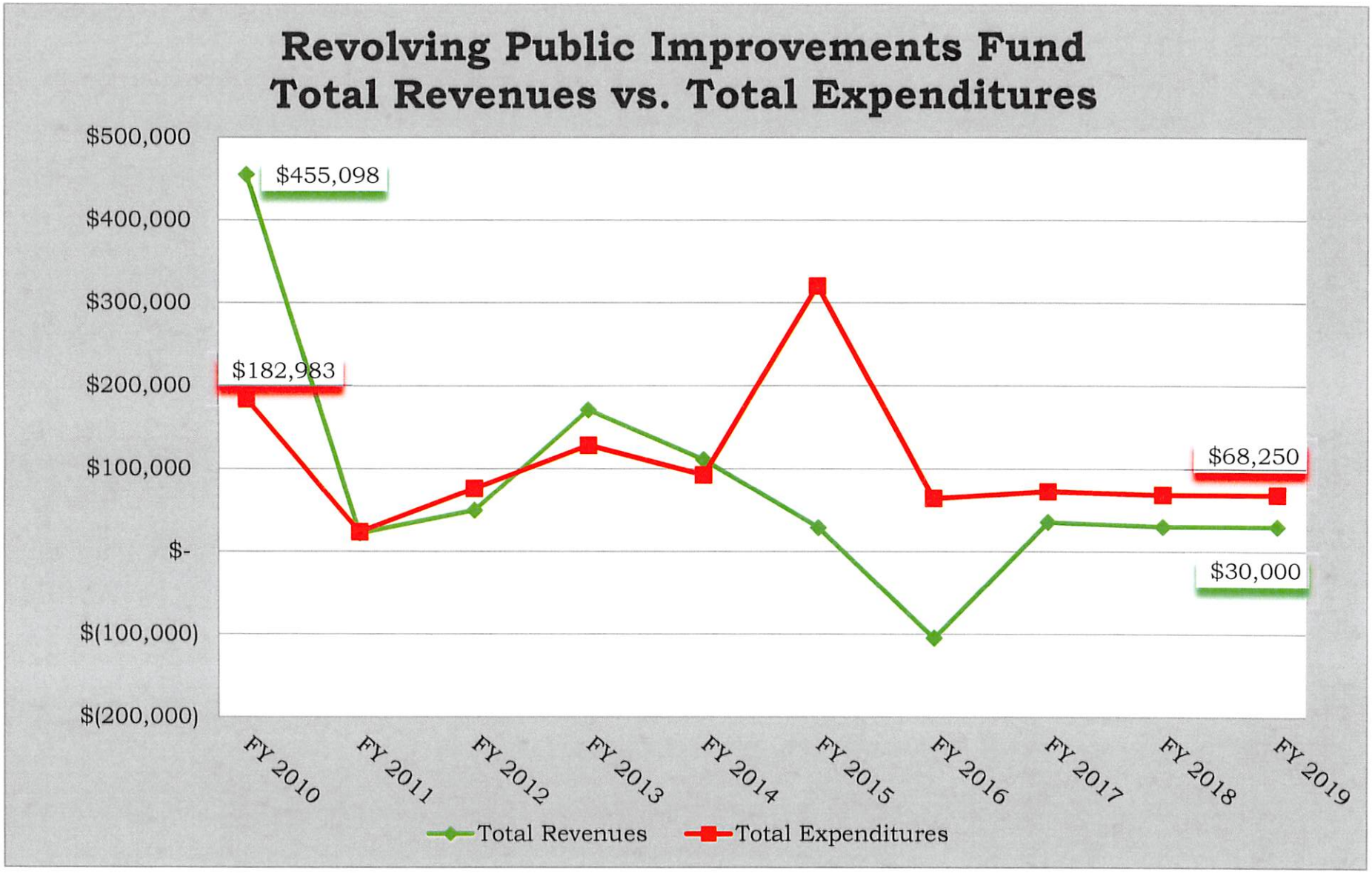
Revolving Public Improvements Fund
Total Revenues vs. Total Expenditures
$500,000
$400,000
$300,000
$200,000
$100,000
$-
$(100,000)
$(200,000)
$455,098
$182,983
$68,250
$30,000
FY 2010
FY 2011
FY 2012
FY 2013
FY 2014
FY 2015
FY 2016
FY 2017
FY 2018
FY 2019
Total Revenues
Total Expenditures

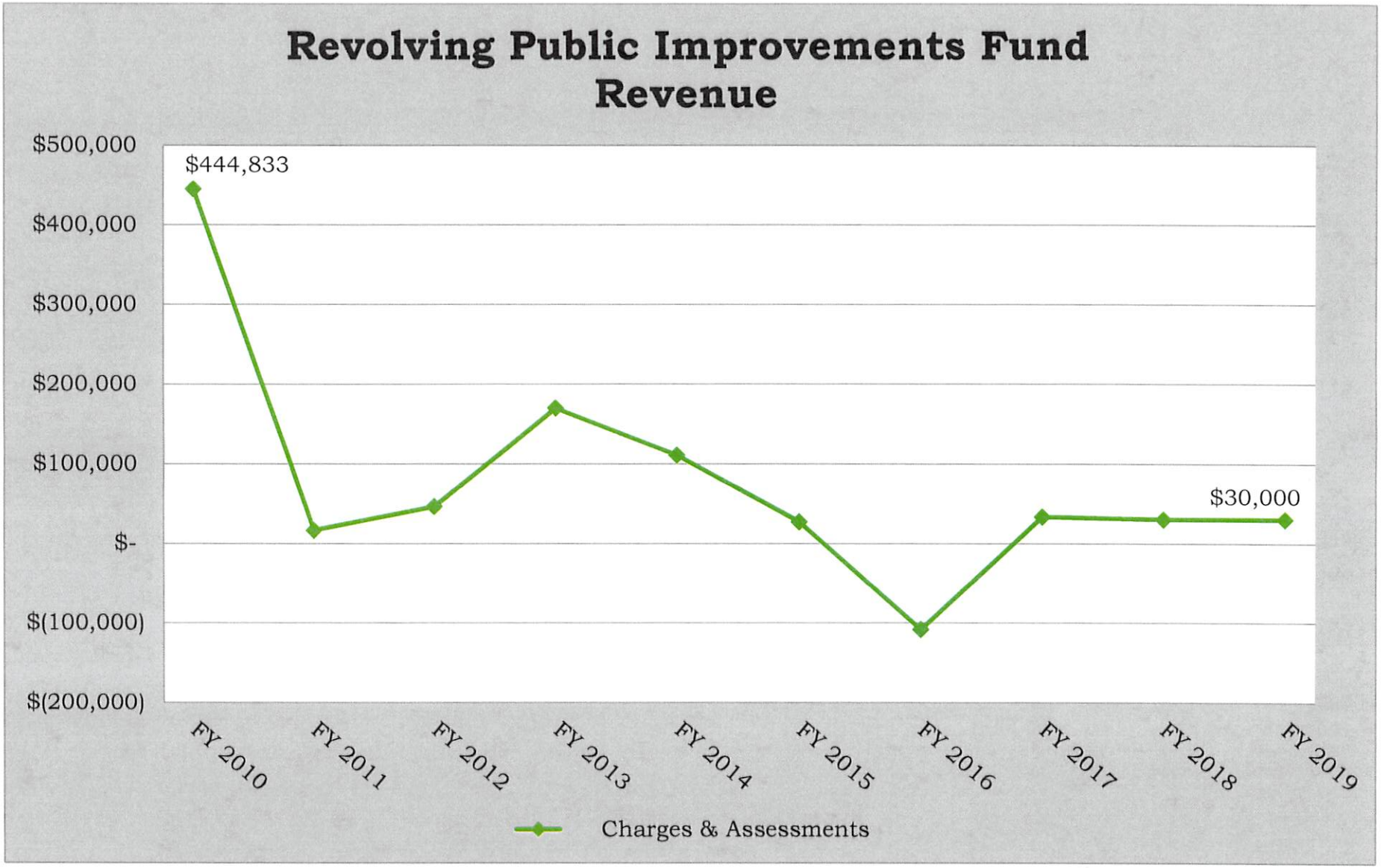
Revolving Public Improvements Fund
Revenue
$500,000
$400,000
$300,000
$200,000
$100,000
$-
$(100,000)
$(200,000)
$444,833
$30,000
FY 2010
FY 2011
FY 2012
FY 2013
FY 2014
FY 2015
FY 2016
FY 2017
FY 2018
FY 2019
Charges & Assessments

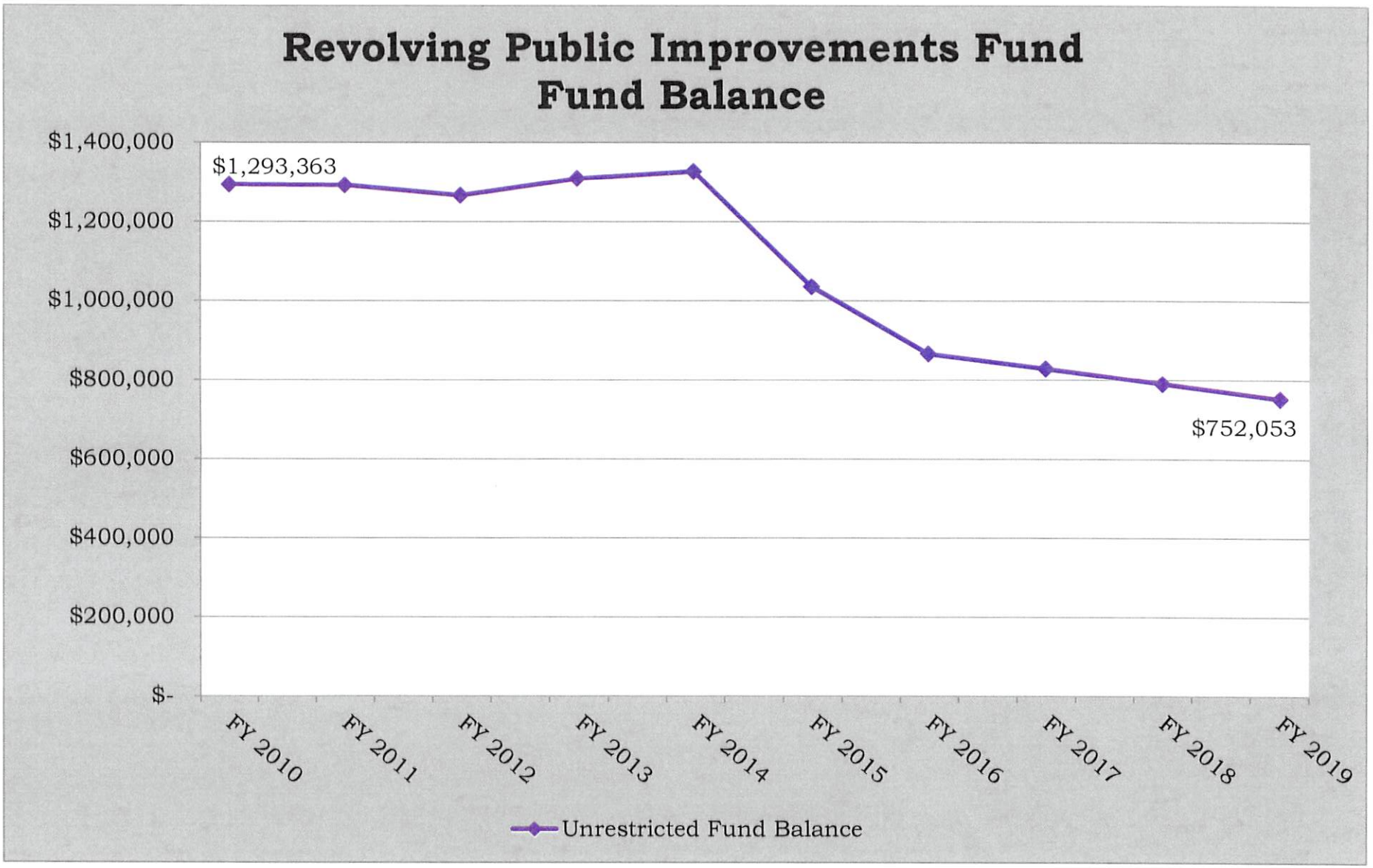
Revolving Public Improvements Fund
Fund Balance
$1,400,000
$1,200,000
$1,000,000
$800,000
$600,000
$400,000
$200,000
$-
$1,293,363
$752,053
FY 2010
FY 2011
FY 2012
FY 2013
FY 2014
FY 2015
FY 2016
FY 2017
FY 2018
FY 2019
Unrestricted Fund Balance

REVOLVING PUBLIC IMPROVEMENT FUND

FY 2019 BUDGET HIGHLIGHTS

Department Summary:

The Revolving Public Improvement Fund is used to account for the construction of relatively small street and sewer improvements that are initiated at the request of property owners. These improvements are typically street paving, construction of curb & gutter, and sewer extensions. Financing is provided from assessments based on a proportionate share of front footage. Additionally, this fund covers dangerous building demolitions ordered by the building board of appeals.

Notable Budget Items:

None

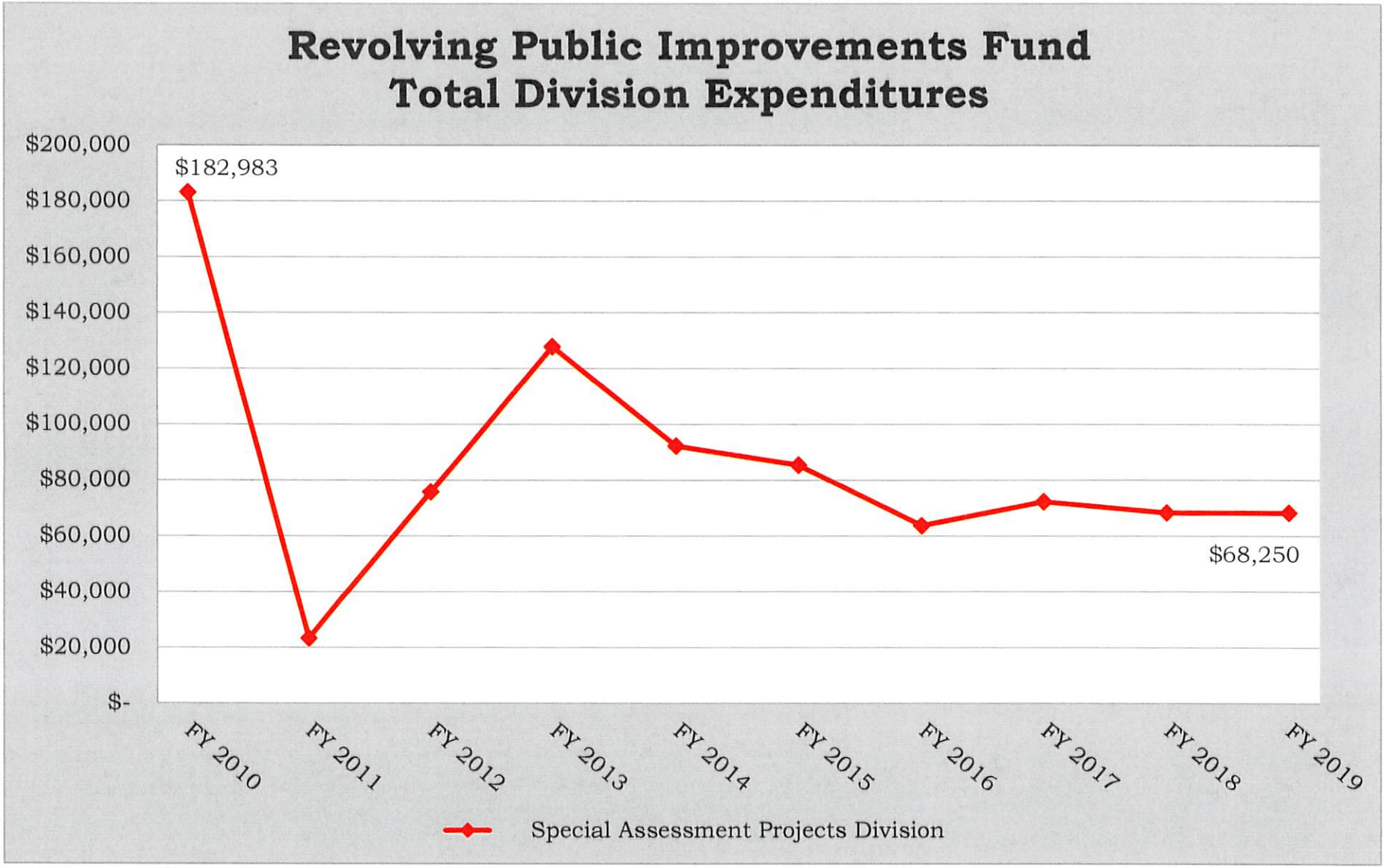
Revolving Public Improvements Fund
Total Division Expenditures
$200,000
$180,000
$160,000
$140,000
$120,000
$100,000
$80,000
$60,000
$40,000
$20,000
$-
$182,983
$68,250
FY 2010
FY 2011
FY 2012
FY 2013
FY 2014
FY 2015
FY 2016
FY 2017
FY 2018
FY 2019
Special Assessment Projects Division

EDA Grant

Fund Balance Projection

	FY 2017 Actuals	FY 2018 Adjusted Budget	FY 2018 Estimated Actuals	FY 2019 Proposed Budget
REVENUES				
Charges & Assessments	$ 28,120	$ -	$ -	$ -
Federal Grants	5,850,666	1,998,280	2,470,583	-
TIF Proceeds	-	-	-	-
Loan Proceeds	-	-	-	-
TOTAL REVENUES	**$ 5,878,786**	**$ 1,998,280**	**$ 2,470,583**	**$ -**
EXPENDITURES				
EDA Grant	$ 10,783,388	$ 3,889,816	$ 970,861	$ -
TOTAL EXPENDITURES	**$ 10,783,388**	**$ 3,889,816**	**$ 970,861**	**$ -**
EXCESS REVENUES OVER (UNDER) EXPENDITURES	**$ (4,904,602)**	**$ (1,891,536)**	**$ 1,499,722**	**$ -**
OTHER FINANCING SOURCES (USES)				
Transfers In	$ 2,128,759	$ 499,270	$ 499,270	$ -
Transfers Out	-	-	-	-
TOTAL OTHER FINANCING SOURCES (USES)	**$ 2,128,759**	**$ 499,270**	**$ 499,270**	**$ -**
NET CHANGE IN FUND BALANCE	**$ (2,775,843)**	**$ (1,392,266)**	**$ 1,998,992**	**$ -**
FUND BALANCE, BEGINNING OF YEAR	**$ 776,851**	**$ (1,998,992)**	**$ (1,998,992)**	**$ -**
FUND BALANCE, END OF YEAR	**$ (1,998,992)**	**$ (3,391,258)**	**$ -**	**$ -**
FUND BALANCE SUMMARY:				
Reserved Fund Balance	$ -	$ -	$ -	$ -
Unrestricted Fund Balance	(1,998,992)	(3,391,258)	-	-
TOTAL FUND BALANCE SUMMARY	**$ (1,998,992)**	**$ (3,391,258)**	**$ -**	**$ -**

EDA FUND

FY 2019 BUDGET HIGHLIGHTS

Department Summary:

The EDA Fund was used to account for the construction of the new library and economic development related infrastructure projects with EDA grant funds. The library has been completed. The infrastructure projects were completed in the 2018 fiscal year. Therefore, this fund is closed for the 2019 fiscal year.

Notable Budget Items:

None

Regional Airport

Fund Balance Projection

	FY 2017 Actuals	FY 2018 Adjusted Budget	FY 2018 Estimated Actuals	FY 2019 Proposed Budget
REVENUES				
Service Charges & User Fees	$ 737,385	$ 731,100	$ 829,780	$ 829,780
Other Income & Donations	15,071	1,500	2,400	17,000
Federal Grants	4,822,974	656,750	1,922,614	6,282,500
State Grants	15,592	-	15,966	15,966
TOTAL REVENUES	**$ 5,591,022**	**$ 1,389,350**	**$ 2,770,760**	**$ 7,145,246**
EXPENSES				
Regional Airport	$ 2,115,758	$ 3,013,837	$ 4,278,743	$ 8,899,393
(Less Fixed Assets)	-	(876,638)	(2,216,488)	(6,776,650)
TOTAL EXPENSES	**$ 2,115,758**	**$ 2,137,199**	**$ 2,062,255**	**$ 2,122,743**
EXCESS REVENUES OVER (UNDER) EXPENSES	**$ 3,475,264**	**$ (747,849)**	**$ 708,505**	**$ 5,022,503**
OTHER FINANCING SOURCES (USES)				
Transfers In	$ 850,000	$ 850,000	$ 850,000	$ 950,000
Transfers Out	(177,036)	(167,951)	(167,951)	(159,798)
TOTAL OTHER FINANCING SOURCES (USES)	**$ 672,964**	**$ 682,049**	**$ 682,049**	**$ 790,202**
NET CHANGE IN NET ASSETS	**$ 4,148,228**	**$ (65,800)**	**$ 1,390,554**	**$ 5,812,705**
NET ASSETS, BEGINNING OF YEAR	**$ 24,673,764**	**$ 28,821,992**	**$ 28,821,992**	**$ 30,212,546**
NET ASSETS, END OF YEAR	**$ 28,821,992**	**$ 28,756,192**	**$ 30,212,546**	**$ 36,025,251**
NET ASSETS SUMMARY:				
Invested in Capital Assets	$ 29,638,243	$ 29,394,881	$ 30,854,731	$ 36,631,381
Unrestricted Net Assets	(816,251)	(638,689)	(642,185)	(606,130)
TOTAL NET ASSETS SUMMARY	**$ 28,821,992**	**$ 28,756,192**	**$ 30,212,546**	**$ 36,025,251**

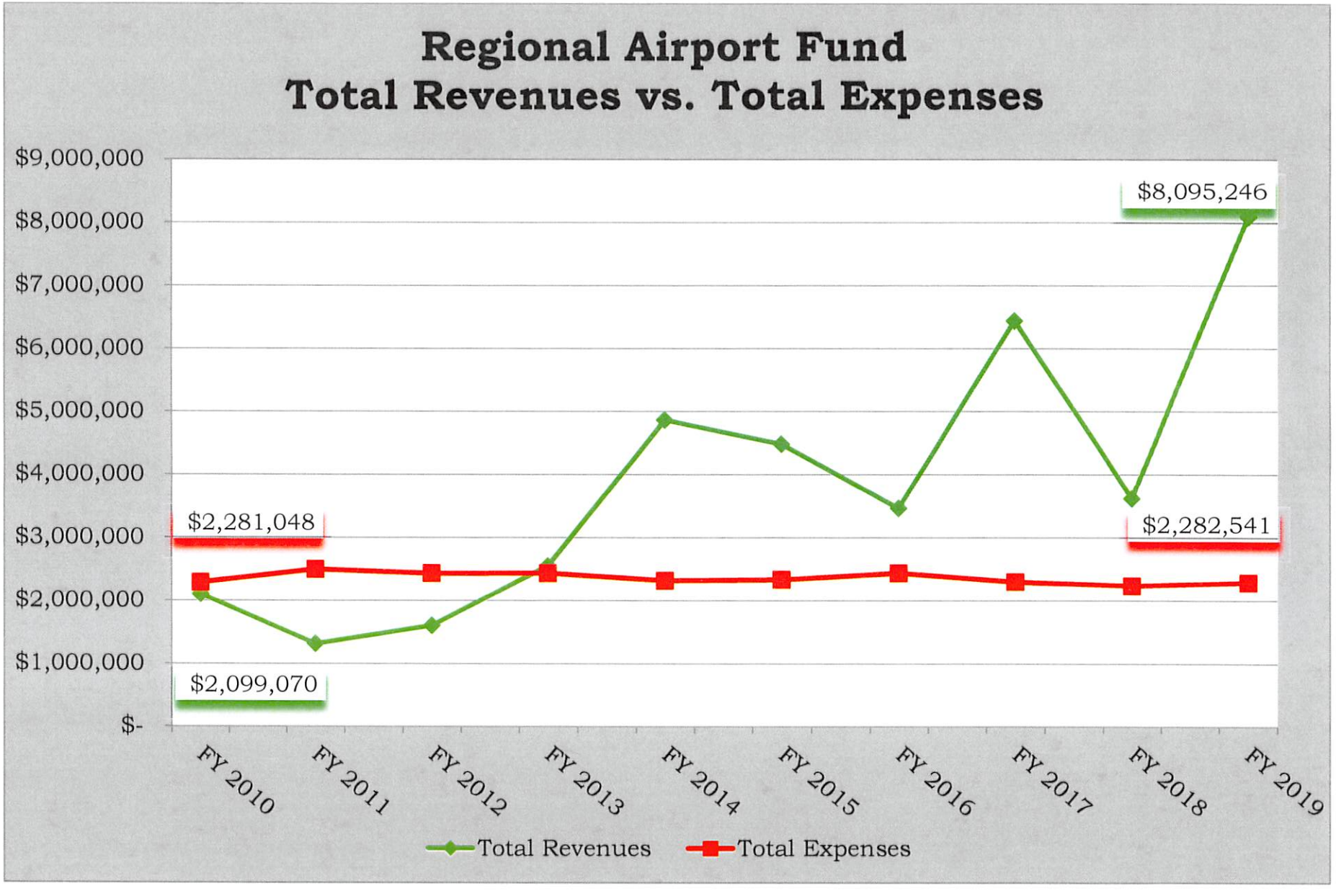
Regional Airport Fund
Total Revenues vs. Total Expenses
$9,000,000
$8,000,000
$7,000,000
$6,000,000
$5,000,000
$4,000,000
$3,000,000
$2,000,000
$1,000,000
$-
$8,095,246
$2,281,048
$2,282,541
$2,099,070
FY 2010
FY 2011
FY 2012
FY 2013
FY 2014
FY 2015
FY 2016
FY 2017
FY 2018
FY 2019
Total Revenues
Total Expenses

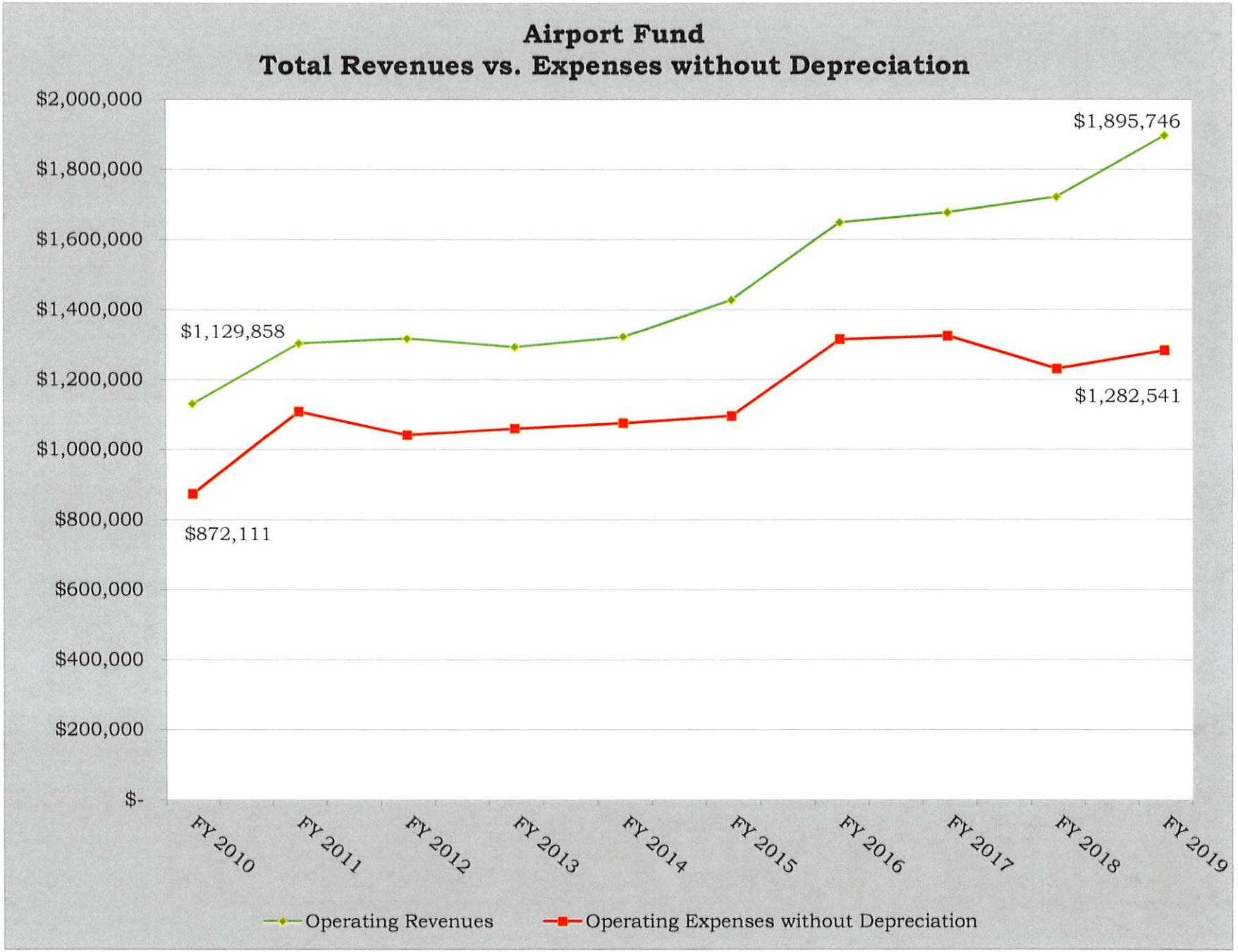
Airport Fund
Total Revenues vs. Expenses without Depreciation
$2,000,000
$1,800,000
$1,600,000
$1,400,000
$1,200,000
$1,000,000
$800,000
$600,000
$400,000
$200,000
$-
$1,895,746
$1,129,858
$1,282,541
$872,111
FY 2010
FY 2011
FY 2012
FY 2013
FY 2014
FY 2015
FY 2016
FY 2017
FY 2018
FY 2019
Operating Revenues
Operating Expenses without Depreciation

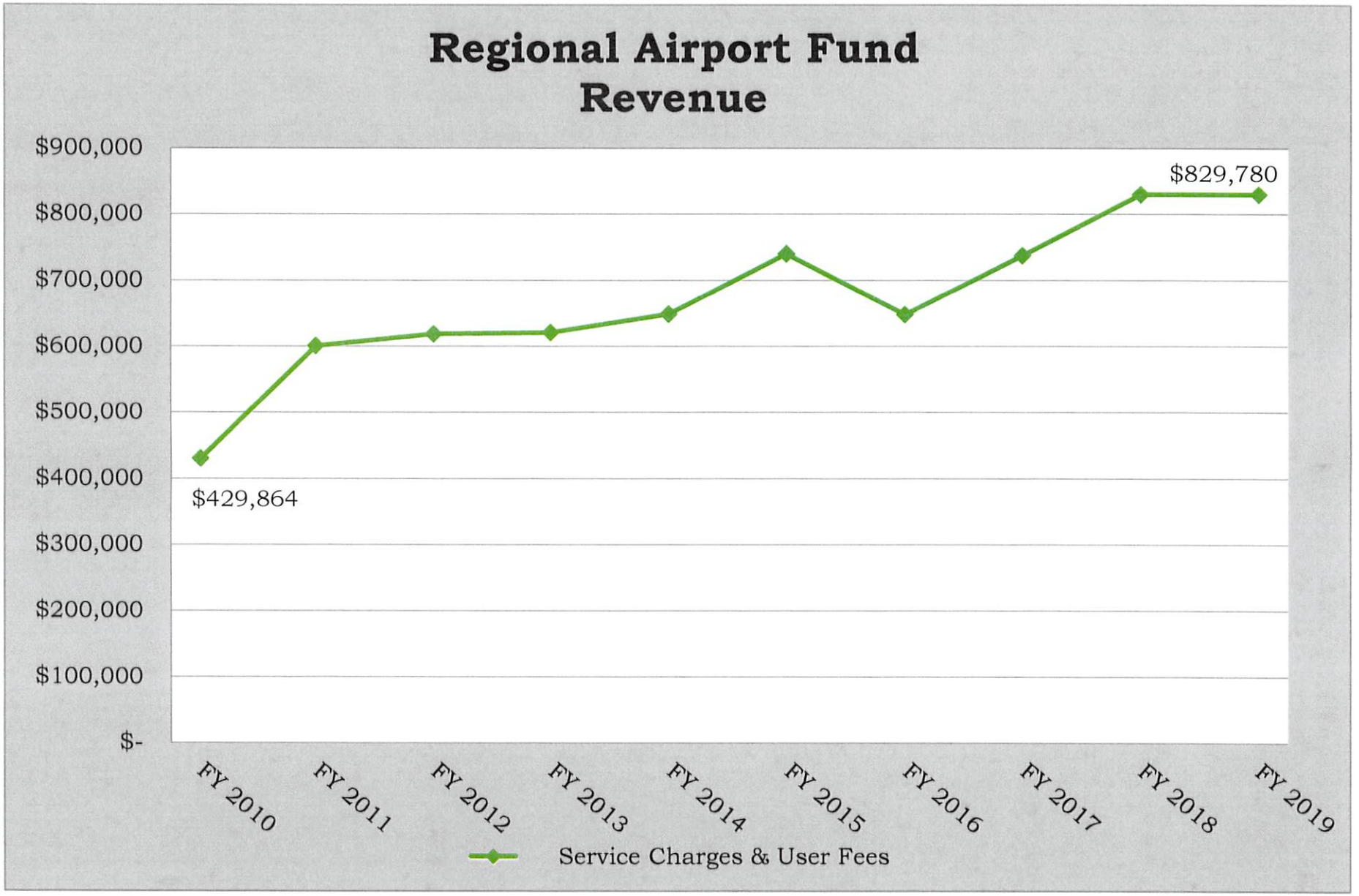
Regional Airport Fund
Revenue
$900,000
$800,000
$700,000
$600,000
$500,000
$400,000
$300,000
$200,000
$100,000
$-
$829,780
$429,864
FY 2010
FY 2011
FY 2012
FY 2013
FY 2014
FY 2015
FY 2016
FY 2017
FY 2018
FY 2019
Service Charges & User Fees


Regional Airport Fund
Revenue
$7,000,000
$6,000,000
$5,000,000
$4,000,000
$3,000,000
$2,000,000
$1,000,000
$-
$1,008,291
$6,298,466
FY 2010
FY 2011
FY 2012
FY 2013
FY 2014
FY 2015
FY 2016
FY 2017
FY 2018
FY 2019
Grants


Regional Airport Fund
Revenue
$1,000,000
$900,000
$800,000
$700,000
$600,000
$500,000
$400,000
$300,000
$200,000
$100,000
$-
$650,000
$950,000
FY 2010
FY 2011
FY 2012
FY 2013
FY 2014
FY 2015
FY 2016
FY 2017
FY 2018
FY 2019
Transfers In

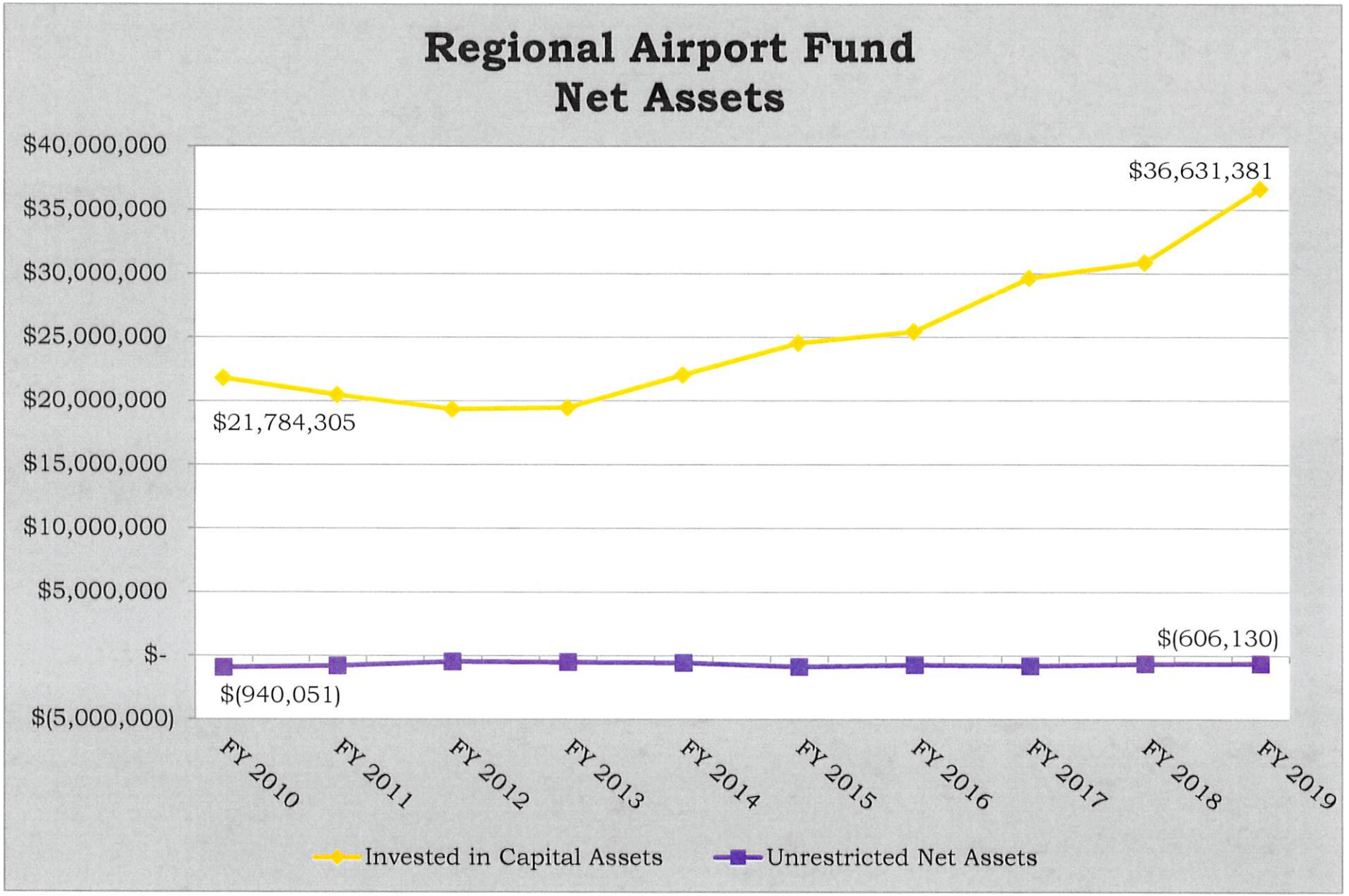
Regional Airport Fund
Net Assets
$40,000,000
$35,000,000
$30,000,000
$25,000,000
$20,000,000
$15,000,000
$10,000,000
$5,000,000
$-
$(5,000,000)
$36,631,381
$21,784,305
$(606,130)
$(940,051)
FY 2010
FY 2011
FY 2012
FY 2013
FY 2014
FY 2015
FY 2016
FY 2017
FY 2018
FY 2019
Invested in Capital Assets
Unrestricted Net Assets

AIRPORT FUND

FY 2019 BUDGET HIGHLIGHTS

Department Summary:

The Airport Fund accounts for the operation and maintenance of the Joplin Regional Airport. The airport serves the commercial, military, cargo, general aviation and corporate aviation needs of southwestern Missouri. The Joplin Regional Airport is a full service airport offering two flights per day by American Airlines to the Dallas-Fort Worth (DFW) Airport. In 2017, there were 34,881 enplanements at the Joplin airport.

Performance Indicators:

Description	2008	2009	2010	2011	2012	2013	2014	2015	2016	2017
Enplanements	7,968	3,794	3,769	23,919	24,373	23,098	25,630	27,574	28,528	34,881
Deplanements	4,633	3,988	4,024	23,496	24,425	23,190	26,415	28,802	29,553	35,329

Notable Budget Items:

Revenue:

- $950,000 In Subsidy from Transportation Sales Tax-Increase of $100,000 for matching portion of capital grants

Operational Items:

- $4,300 In Computer Supplies-Rebadge all airport access in the amount of $3,300
- $5,000 In Publications & Subscriptions-Fingerprint all personnel in the amount of $3,000

- $82,500 grant — In Air Service Grant-Awarded the grant for 2019, which is a 90%/10%

Capital Items:

- $22,500 — Upgrade Fire Barn for new ARFF Truck
- $50,000 — Paint Mizzou Hangar
- $7,800 — Replacement Camera System Server
- $6,000 — Replacement Outside Camera (12)
- $55,000 — Parking Lot LED Conversion-Phase 2
- $10,000 — Additional Parking Lot Lamp Heads
- $8,500 — Gate Repair – Wyandotte & West Gate
- $8,500 — Gate Repair – Mizzou Gate
- $6,350 — Spreader Box
- $15,000 — Backhoe – Transfer from Streets
- $5,000 — Road Broom Attachment
- $29,500 — Replacement ½-Ton 4x4 Crew Cab Truck
- $2,000 — Automated External Defibrillator (AED)
- $500 — Computer Tablet
- $800,000 — Entrance Road Project (90%/10% Grant Funded)
- $5,200,000 — Taxiway D Reconstruction (95%/5% Grant Funded)
- $550,000 — Runway 18/36 Design (95%/5% Grant Funded)

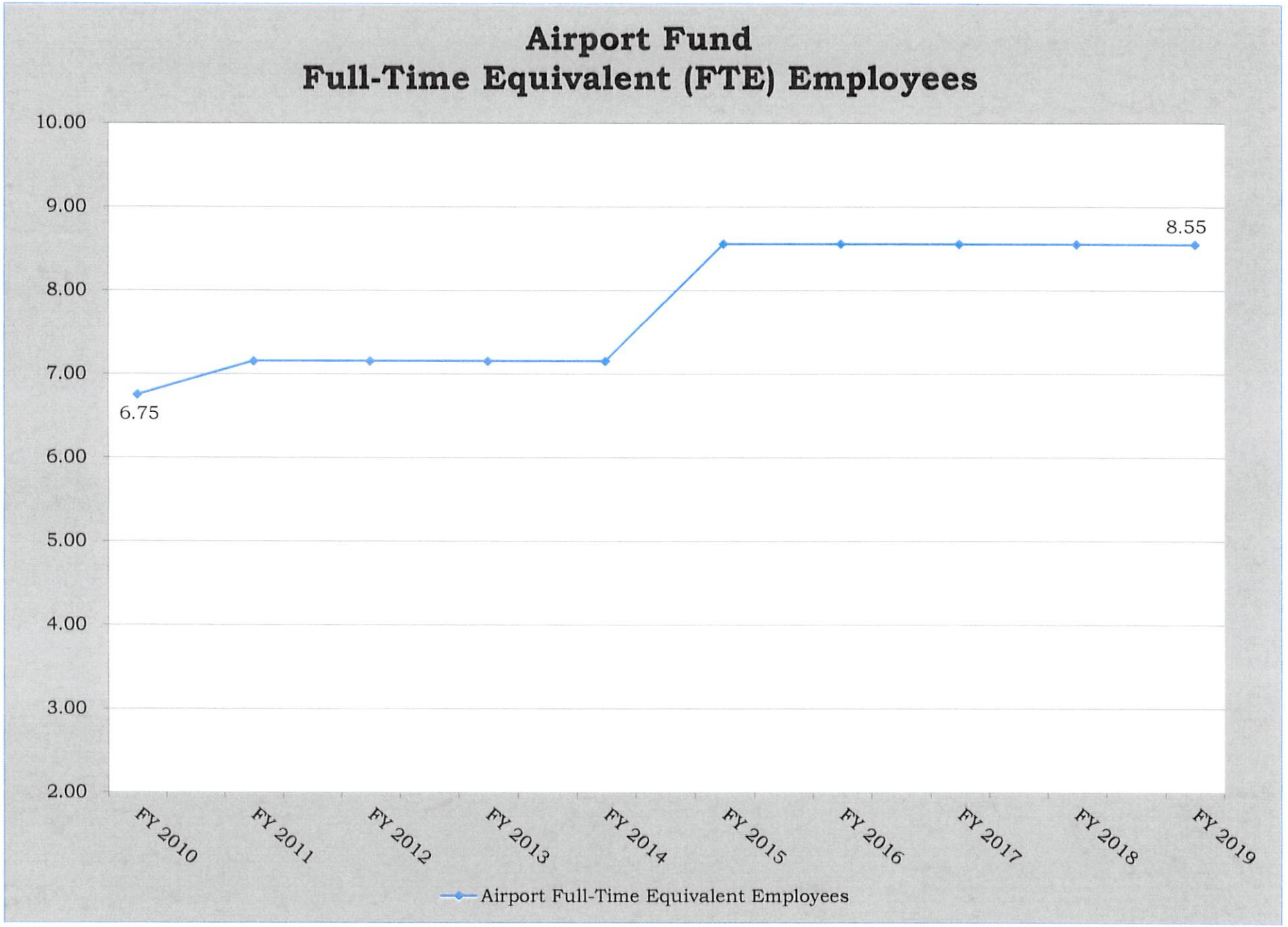
Airport Fund
Full-Time Equivalent (FTE) Employees
10.00
9.00
8.00
7.00
6.00
5.00
4.00
3.00
2.00
6.75
8.55
FY 2010
FY 2011
FY 2012
FY 2013
FY 2014
FY 2015
FY 2016
FY 2017
FY 2018
FY 2019
Airport Full-Time Equivalent Employees

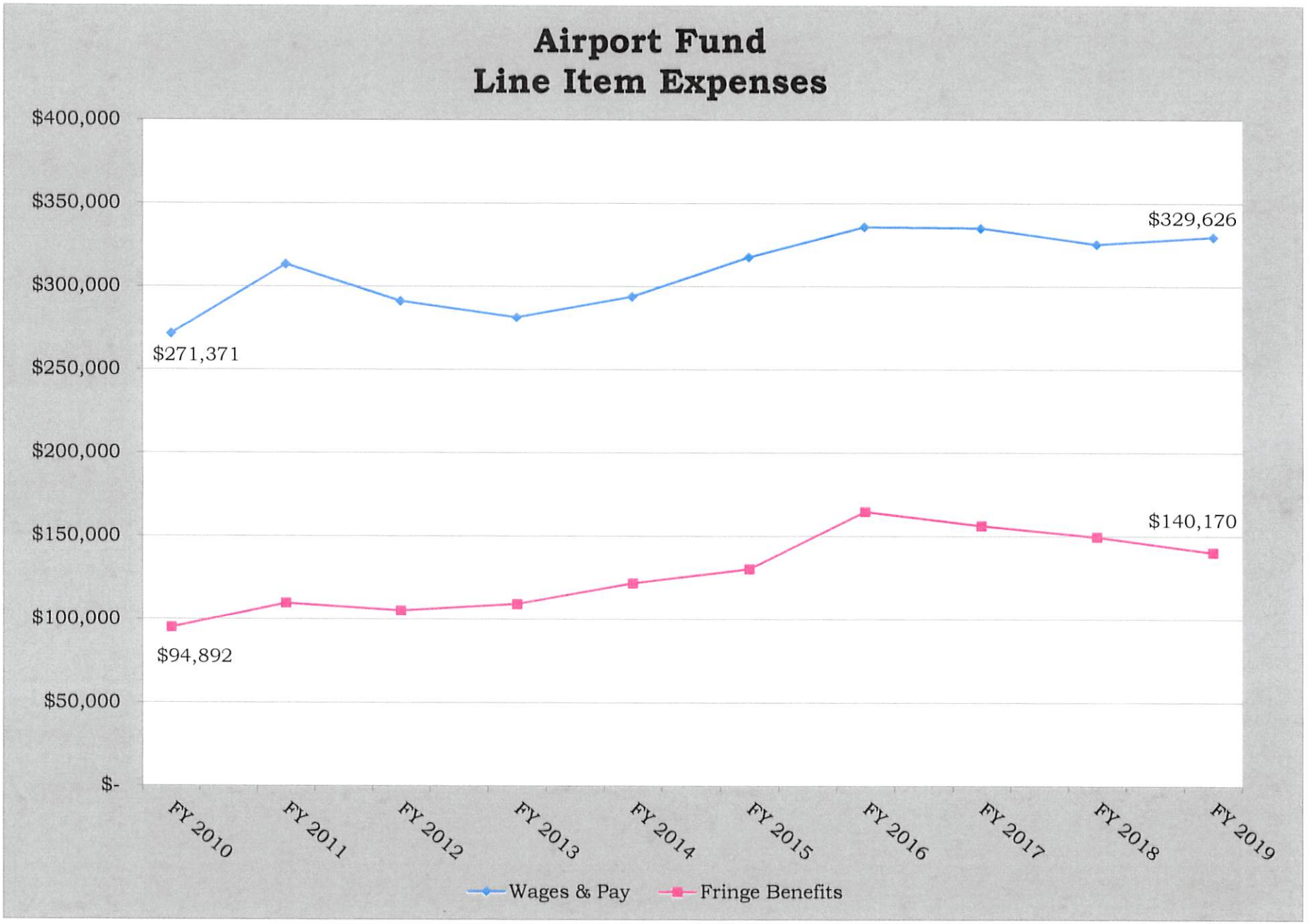
Airport Fund
Line Item Expenses
$400,000
$350,000
$300,000
$250,000
$200,000
$150,000
$100,000
$50,000
$-
$329,626
$271,371
$140,170
$94,892
FY 2010
FY 2011
FY 2012
FY 2013
FY 2014
FY 2015
FY 2016
FY 2017
FY 2018
FY 2019
Wages & Pay
Fringe Benefits

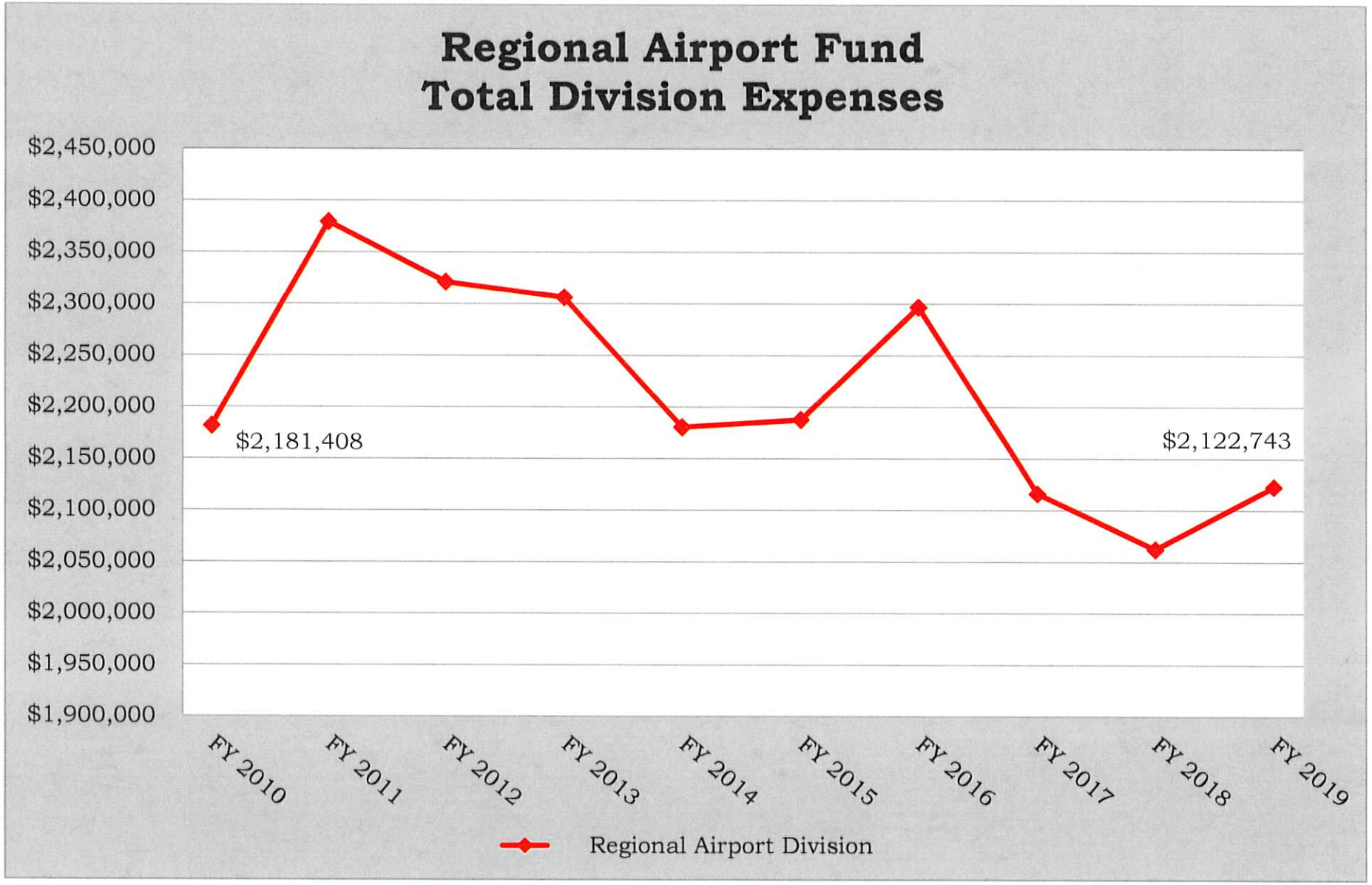
Regional Airport Fund
Total Division Expenses
$2,450,000
$2,400,000
$2,350,000
$2,300,000
$2,250,000
$2,200,000
$2,150,000
$2,100,000
$2,050,000
$2,000,000
$1,950,000
$1,900,000
$2,181,408
$2,122,743
FY 2010
FY 2011
FY 2012
FY 2013
FY 2014
FY 2015
FY 2016
FY 2017
FY 2018
FY 2019
Regional Airport Division

Municipal Golf Course

Fund Balance Projection

	FY 2017 Actuals	FY 2018 Adjusted Budget	FY 2018 Estimated Actuals	FY 2019 Proposed Budget
REVENUES				
Service Charges & User Fees	$ 527,679	$ 552,750	$ 534,810	$ 544,000
Charges & Assessments	2,870	10,000	12,000	12,000
Other Income & Donations	66,302	3,500	100,683	29,500
TOTAL REVENUES	**$ 596,851**	**$ 566,250**	**$ 647,493**	**$ 585,500**
EXPENSES				
Golf Administration	$ 337,492	$ 342,231	$ 354,853	$ 373,311
Grounds Maintenance	432,661	575,039	548,391	463,361
(Less Fixed Assets)	-	(167,394)	(157,699)	(128,680)
TOTAL EXPENSES	**$ 770,153**	**$ 749,876**	**$ 745,545**	**$ 707,992**
EXCESS REVENUES OVER (UNDER) EXPENSES	**$ (173,302)**	**$ (183,626)**	**$ (98,052)**	**$ (122,492)**
OTHER FINANCING SOURCES (USES)				
Transfers In	$ 77,000	$ 400,000	$ 400,000	$ -
Transfers Out	(20,060)	(26,929)	(26,929)	(22,954)
TOTAL OTHER FINANCING SOURCES (USES)	**$ 56,940**	**$ 373,071**	**$ 373,071**	**$ (22,954)**
NET CHANGE IN NET ASSETS	**$ (116,362)**	**$ 189,445**	**$ 275,019**	**$ (145,446)**
NET ASSETS, BEGINNING OF YEAR	**$ 268,162**	**$ 151,800**	**$ 151,800**	**$ 426,819**
NET ASSETS, END OF YEAR	**$ 151,800**	**$ 341,245**	**$ 426,819**	**$ 281,373**
NET ASSETS SUMMARY:				
Invested in Capital Assets	$ 594,166	$ 646,560	$ 638,365	$ 653,545
Unrestricted Net Assets	(442,366)	(305,315)	(211,546)	(372,172)
TOTAL NET ASSETS SUMMARY	**$ 151,800**	**$ 341,245**	**$ 426,819**	**$ 281,373**

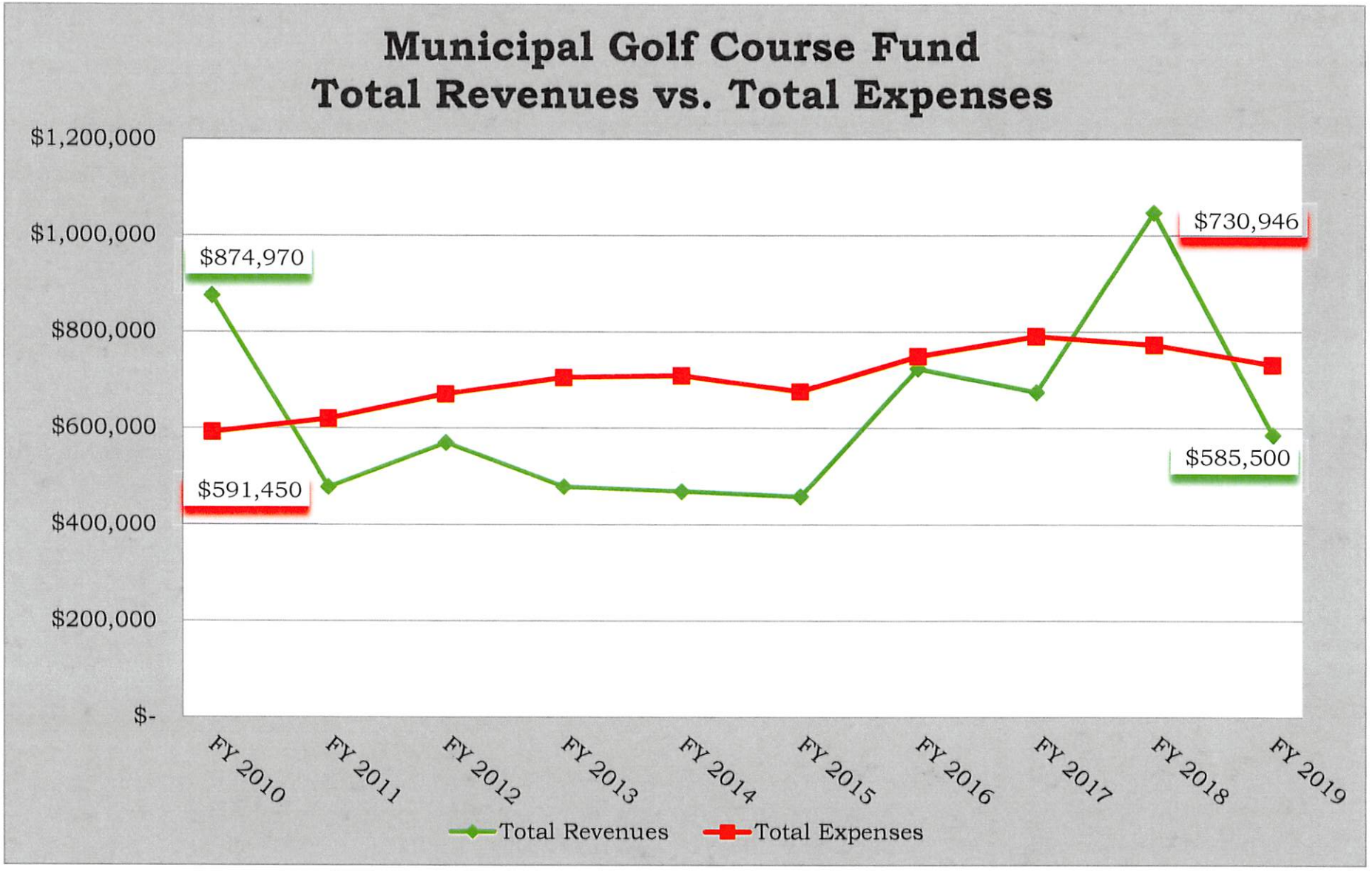
Municipal Golf Course Fund
Total Revenues vs. Total Expenses
$1,200,000
$1,000,000
$800,000
$600,000
$400,000
$200,000
$-
$874,970
$591,450
$730,946
$585,500
FY 2010
FY 2011
FY 2012
FY 2013
FY 2014
FY 2015
FY 2016
FY 2017
FY 2018
FY 2019
Total Revenues
Total Expenses

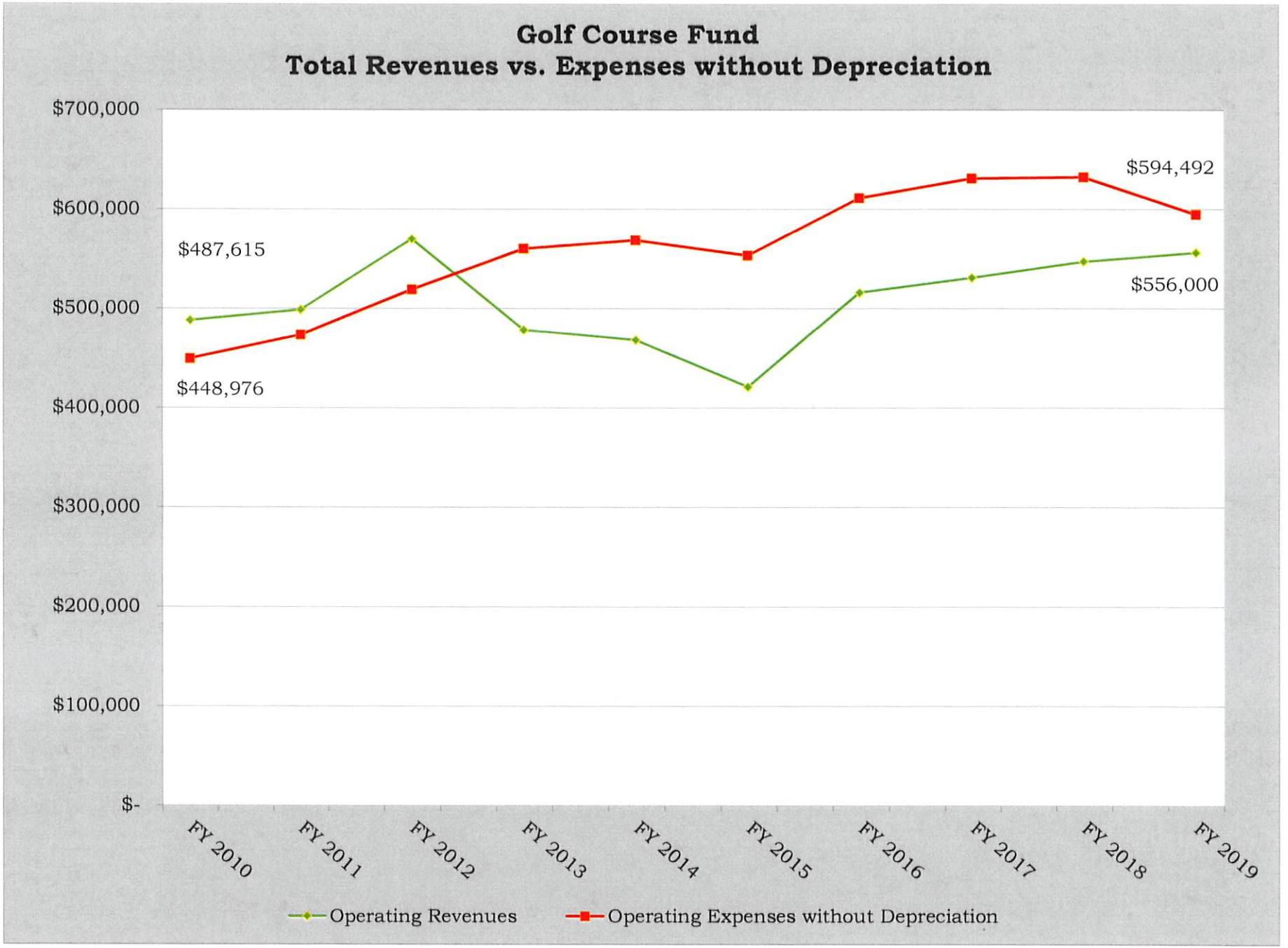
Golf Course Fund
Total Revenues vs. Expenses without Depreciation
$700,000
$600,000
$500,000
$400,000
$300,000
$200,000
$100,000
$-
$487,615
$448,976
$594,492
$556,000
FY 2010
FY 2011
FY 2012
FY 2013
FY 2014
FY 2015
FY 2016
FY 2017
FY 2018
FY 2019
Operating Revenues
Operating Expenses without Depreciation

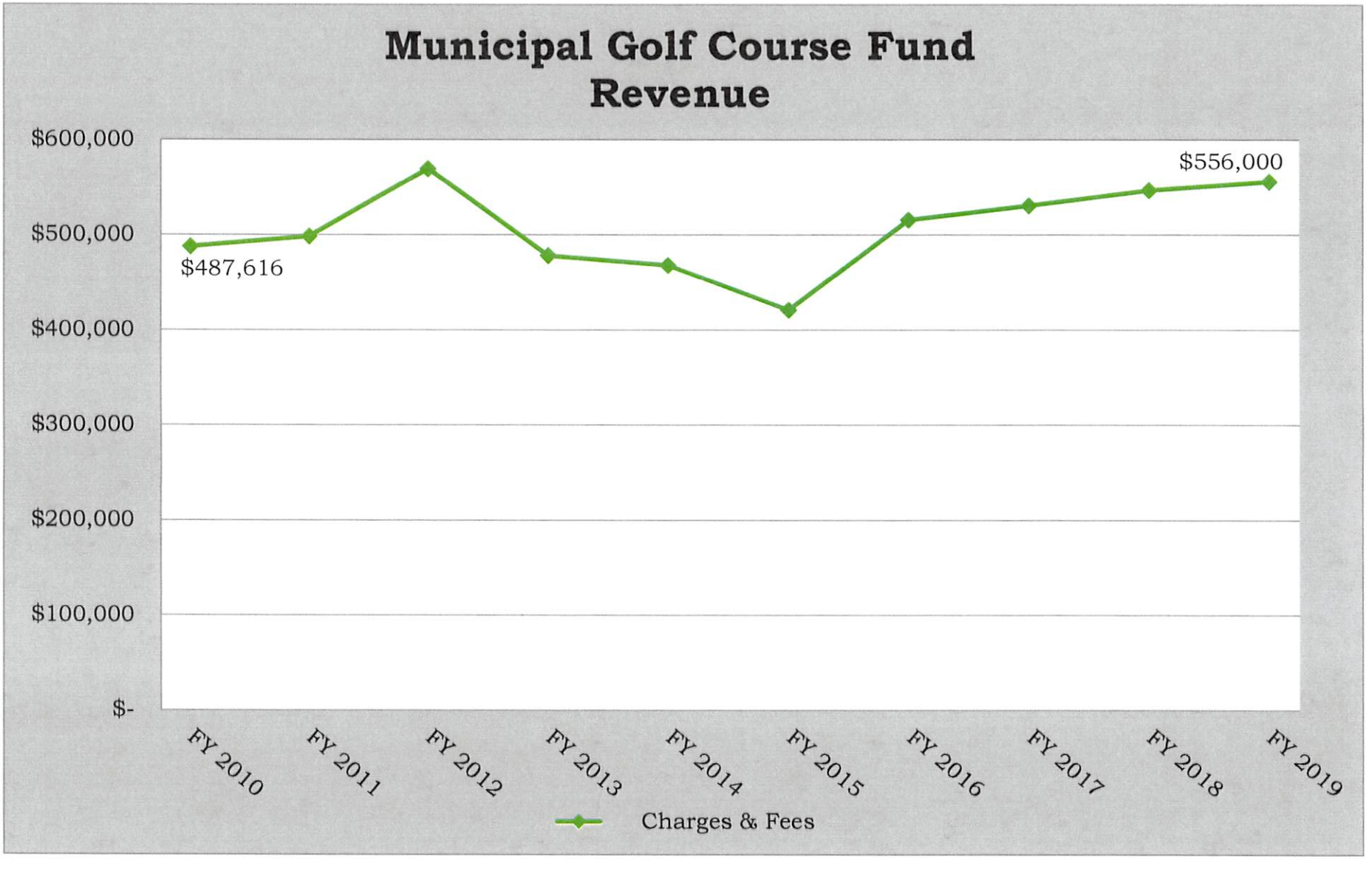
Municipal Golf Course Fund
Revenue
$600,000
$500,000
$400,000
$300,000
$200,000
$100,000
$-
$487,616
$556,000
FY 2010
FY 2011
FY 2012
FY 2013
FY 2014
FY 2015
FY 2016
FY 2017
FY 2018
FY 2019
Charges & Fees


Municipal Golf Course Fund
Revenue
$450,000
$400,000
$350,000
$300,000
$250,000
$200,000
$150,000
$100,000
$50,000
$-
$401,950
$-
FY 2010
FY 2011
FY 2012
FY 2013
FY 2014
FY 2015
FY 2016
FY 2017
FY 2018
FY 2019
Transfers In

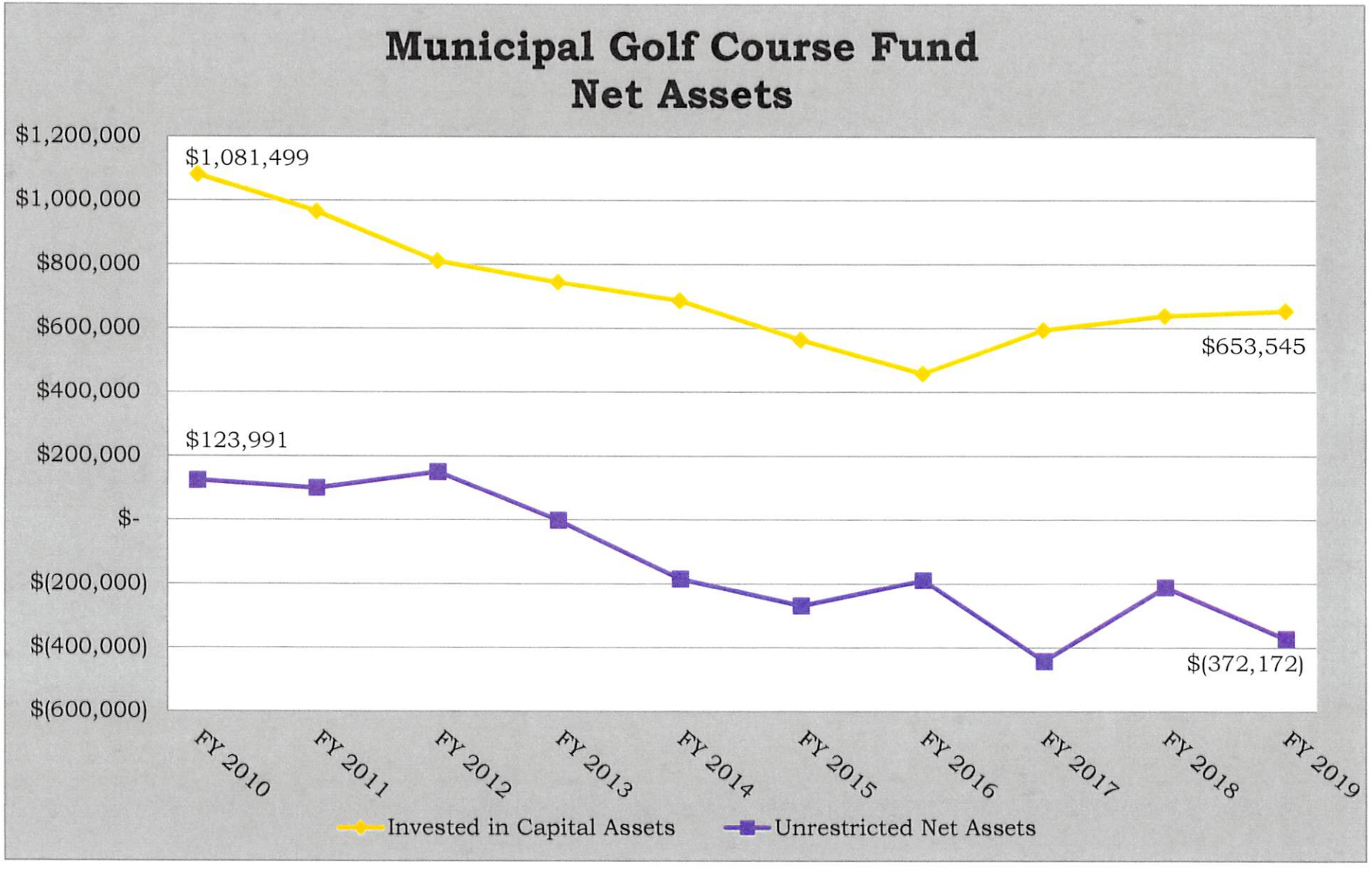
Municipal Golf Course Fund
Net Assets
$1,200,000
$1,000,000
$800,000
$600,000
$400,000
$200,000
$-
$(200,000)
$(400,000)
$(600,000)
$1,081,499
$653,545
$123,991
$(372,172)
FY 2010
FY 2011
FY 2012
FY 2013
FY 2014
FY 2015
FY 2016
FY 2017
FY 2018
FY 2019
Invested in Capital Assets
Unrestricted Net Assets

GOLF COURSE FUND

FY 2019 BUDGET HIGHLIGHTS

Department Summary:

The Golf Course fund accounts for the operation and maintenance of the municipal golf course. Schifferdecker Golf Course is Joplin's only public 18-hole course. Located on historic Route 66 at Seventh Street and Schifferdecker Road, the par 71 course is open year-round. Golf Administration and Grounds Maintenance are the divisions in the golf fund. In 2017, there were 21,308 rounds of golf played at Schifferdecker Golf Course.

Performance Indicators:

Description	2008	2009	2010	2011	2012	2013	2014	2015	2016	2017
Rounds of golf played	23,969	27,335	24,036	23,558	25,687	20,599	21,496	16,904	21,848	21,308

Notable Budget Items:

Operational Items:

- $2,000 Administration: In Printing-print scorecards

Capital Items:

- $26,000 Administration-Roof Replacement
- $32,000 Administration-Replacement Golf Cart (15)
- $850 Administration-Replacement Computer

- $35,000 Grounds-Replacement Hydraulic Cart

- $20,000 Grounds-Replacement Sand Groomer
- $13,980 Grounds-Mower Lease Payment (Year 4 of 5)
- $850 Grounds-Replacement Computer

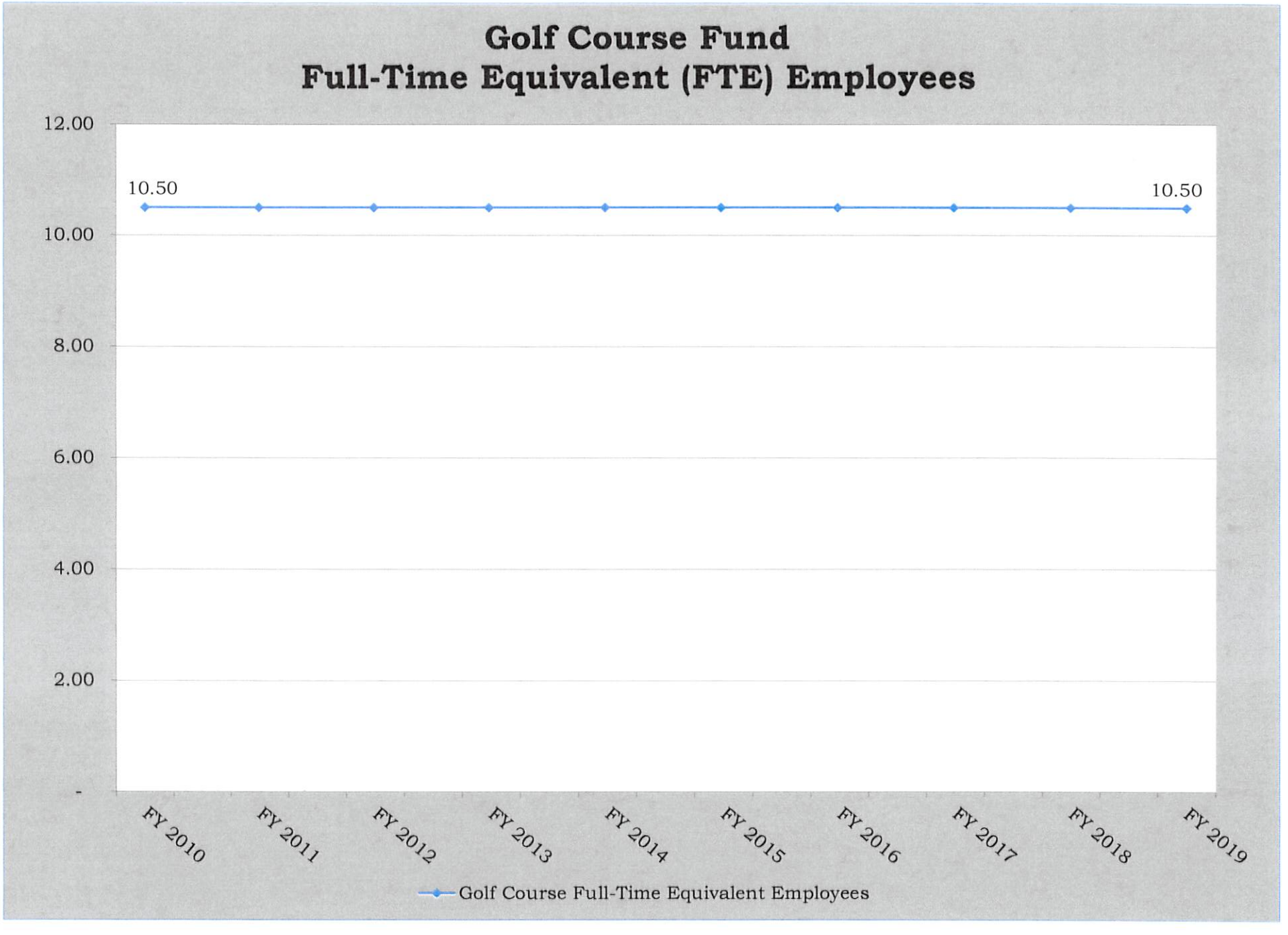
Golf Course Fund
Full-Time Equivalent (FTE) Employees
12.00
10.00
8.00
6.00
4.00
2.00
-
10.50
10.50
FY 2010
FY 2011
FY 2012
FY 2013
FY 2014
FY 2015
FY 2016
FY 2017
FY 2018
FY 2019
Golf Course Full-Time Equivalent Employees

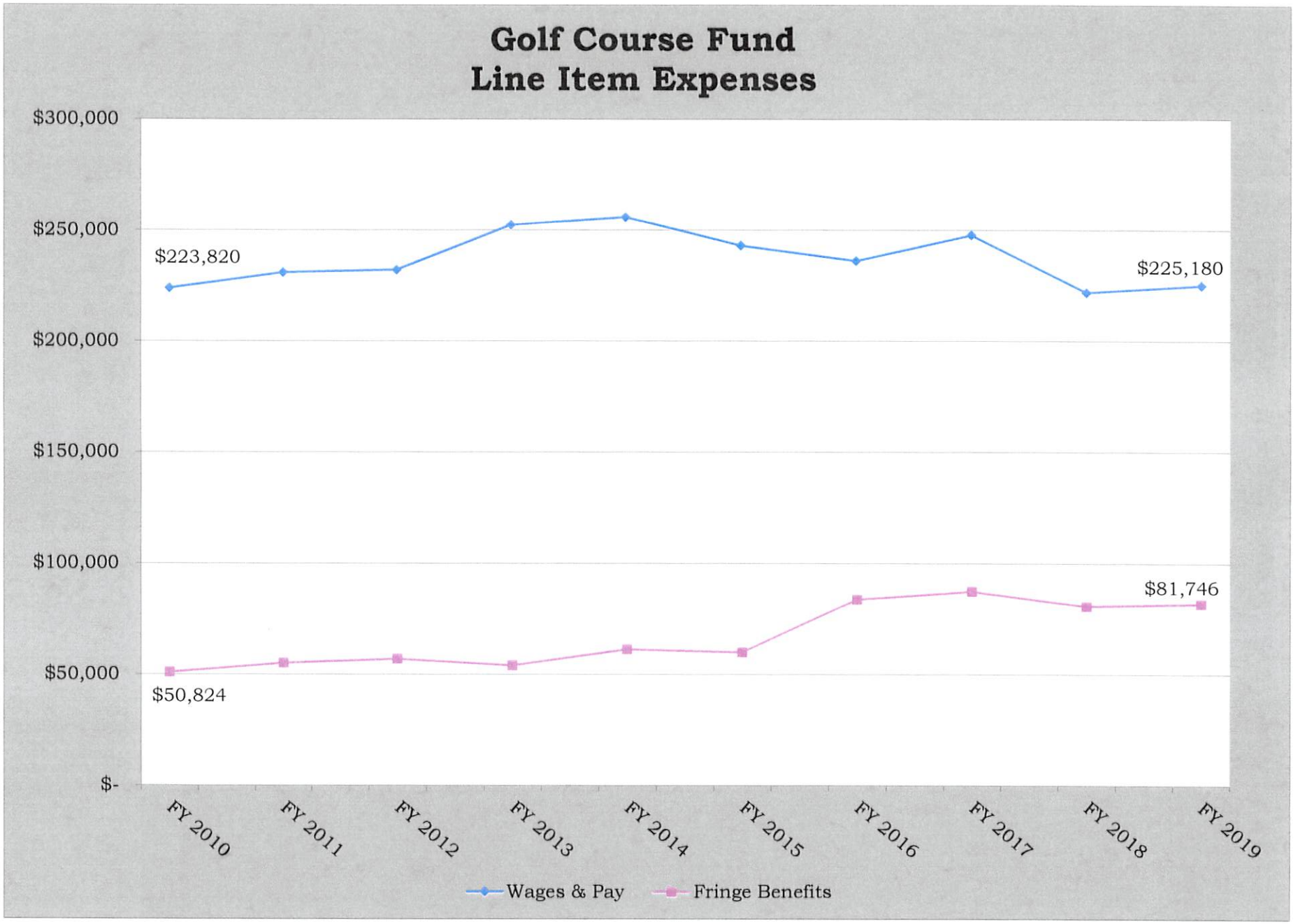
Golf Course Fund
Line Item Expenses
$300,000
$250,000
$200,000
$150,000
$100,000
$50,000
$-
$223,820
$225,180
$81,746
$50,824
FY 2010
FY 2011
FY 2012
FY 2013
FY 2014
FY 2015
FY 2016
FY 2017
FY 2018
FY 2019
Wages & Pay
Fringe Benefits

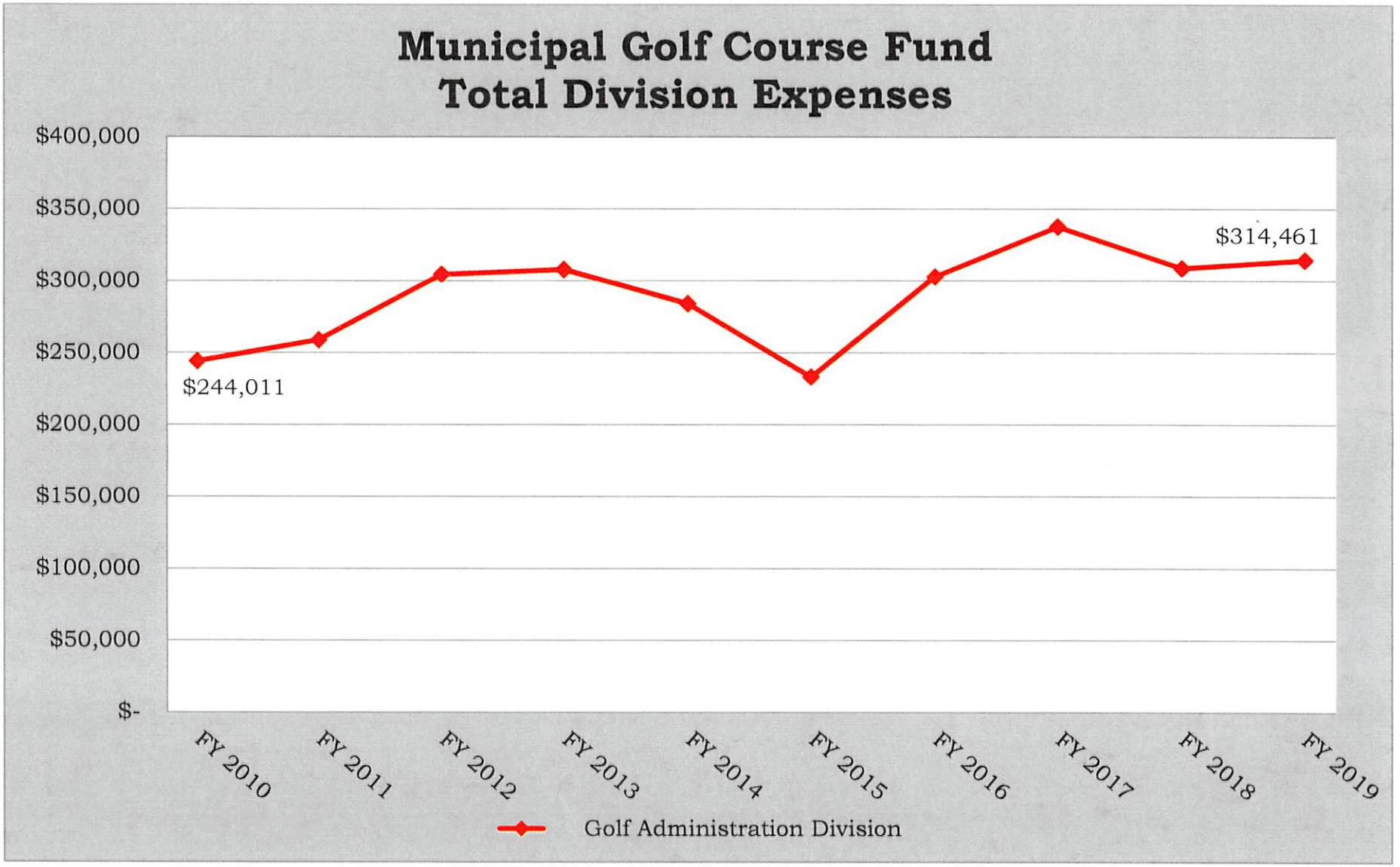
Municipal Golf Course Fund
Total Division Expenses
$400,000
$350,000
$300,000
$250,000
$200,000
$150,000
$100,000
$50,000
$-
$244,011
$314,461
FY 2010
FY 2011
FY 2012
FY 2013
FY 2014
FY 2015
FY 2016
FY 2017
FY 2018
FY 2019
Golf Administration Division

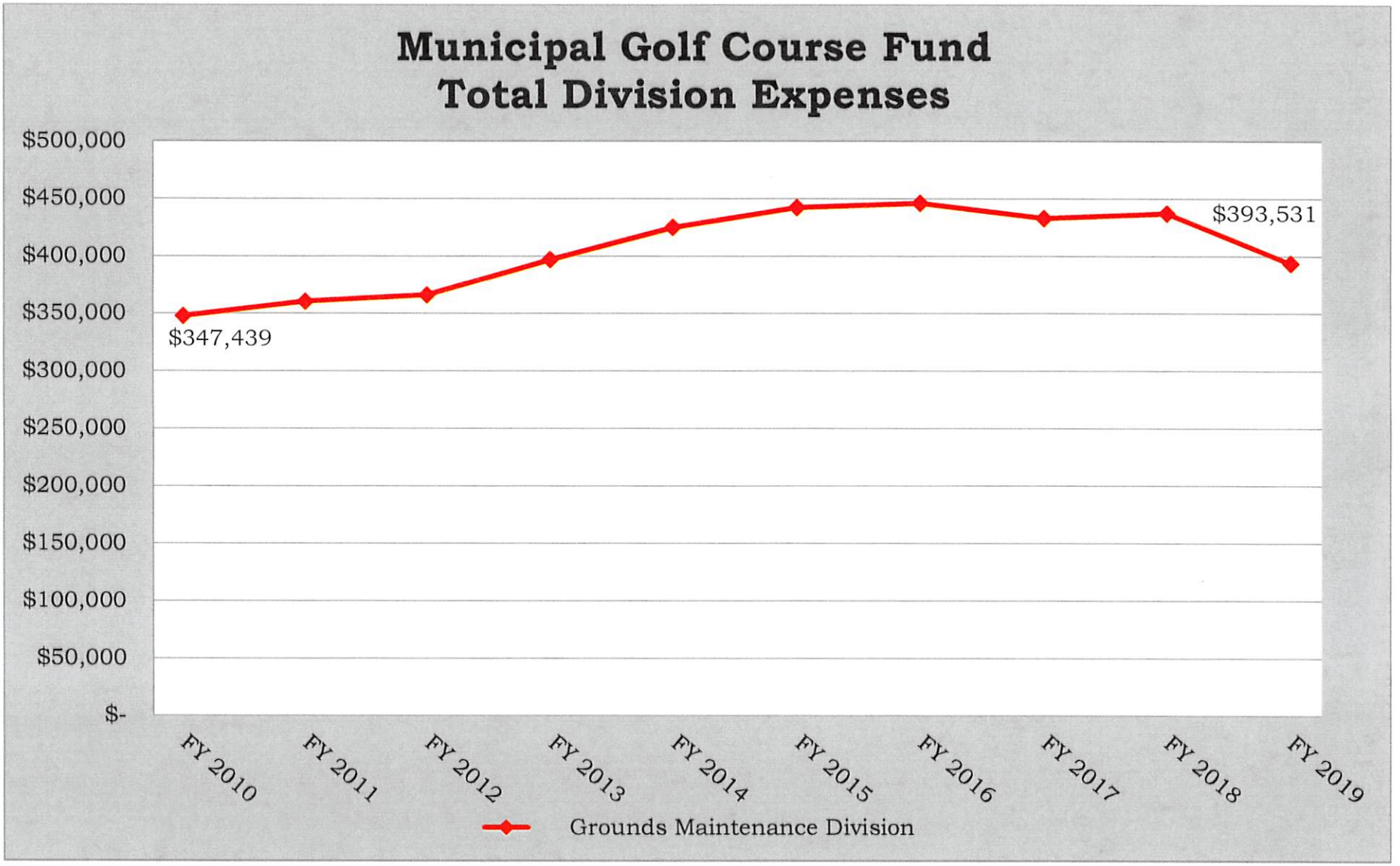
Municipal Golf Course Fund
Total Division Expenses
$500,000
$450,000
$400,000
$350,000
$300,000
$250,000
$200,000
$150,000
$100,000
$50,000
$-
$347,439
$393,531
FY 2010
FY 2011
FY 2012
FY 2013
FY 2014
FY 2015
FY 2016
FY 2017
FY 2018
FY 2019
Grounds Maintenance Division

CITY OF JOPLIN
GOLF COURSE HISTORICAL FINANCIAL SUMMARY
FISCAL YEARS 2010 - 2019

DESCRIPTION	FY 2010 AMOUNT	FY 2011 AMOUNT	FY 2012 AMOUNT	FY 2013 AMOUNT	FY 2014 AMOUNT	FY 2015 AMOUNT	FY 2016 AMOUNT	FY 2017 AMOUNT	ESTIMATED FY 2018 AMOUNT	PROPOSED FY 2019 AMOUNT
Rounds of Golf Played	24,036	23,558	25,687	20,599	21,496	16,904	21,848	21,308	N/A	N/A
ENDING CASH BALANCE	**125,651**	**96,202**	**153,168**	**11,347**	**(168,710)**	**(283,818)**	**5,893**	**18,984**	**N/A**	**N/A**
BEG. INVESTED IN CAPITAL ASSETS	**833,001**	**1,081,499**	**965,088**	**821,354**	**743,515**	**685,743**	**563,646**	**458,230**	**594,166**	**638,365**
BEG. UNRESTRICTED NET ASSETS	**88,969**	**123,983**	**95,368**	**146,199**	**(2,532)**	**(185,318)**	**(270,365)**	**(190,063)**	**(442,366)**	**(211,546)**
Revenues:										
GREEN FEES	173,224	174,381	200,520	163,636	160,756	149,582	188,808	197,914	200,000	210,000
CLUB RENTAL FEE	365	250	173	105	195	13	630	-	500	500
CART RENTAL FEE	163,678	160,661	183,309	144,956	147,596	129,003	161,093	172,421	172,500	172,500
CONCESSION INCOME	32,998	37,469	46,321	39,462	38,898	49,838	54,076	51,553	54,000	54,000
MERCHANDISE SALES	30,964	30,361	30,619	30,250	25,001	21,352	44,545	44,918	40,000	40,000
SEASON PASS FEE	48,251	57,810	60,836	62,065	60,010	65,058	51,398	48,940	58,000	58,000
VENDING MACHINE SALES	22,047	23,819	30,706	24,122	22,214	5,102	5,275	6,083	810	-
FACILITY USE FEE	-	-	-	-	3,358	682	2,303	3,000	3,500	3,500
GOLF PROGRAM FEES	-	-	-	-	-	-	-	350	500	500
GOLF SIMULATOR CHARGES	-	-	-	-	-	-	-	2,870	12,000	12,000
ADVERTISING FEES	-	-	-	-	-	-	-	2,500	5,000	5,000
OTHER INCOME	1,493	(7,571)	16,888	13,350	9,814	3,058	15,228	66,302	100,683	29,500
Sub-Total Operating Revenue	**473,019**	**477,180**	**569,372**	**477,947**	**467,842**	**423,687**	**523,354**	**596,851**	**647,493**	**585,500**
General Fund Subsidy	401,950	-	-	-	-	33,000	200,000	77,000	400,000	-
Total Revenue	**874,969**	**477,180**	**569,372**	**477,947**	**467,842**	**456,687**	**723,354**	**673,851**	**1,047,493**	**585,500**
Expenses:										
WAGES & BENEFITS	274,644	285,744	288,722	306,036	317,589	302,596	319,655	334,924	302,571	306,926
SUPPLIES & UTILITIES & INVENTORY	133,770	145,665	179,653	161,478	172,340	148,634	159,249	190,954	198,248	196,505
REPAIRS, CONTRACTS & TRAINING	17,534	18,182	24,523	34,342	35,067	44,690	38,073	35,149	70,582	26,180
OTHER SERVICES & PURCHASES	23,028	23,325	25,643	57,853	44,064	56,874	93,891	117,726	87,573	87,835
Sub-Total Operating Expenses	**448,976**	**472,916**	**518,541**	**559,709**	**569,060**	**552,794**	**610,868**	**678,753**	**658,974**	**617,446**

Depreciation Expense	142,480	149,292	143,734	144,808	140,165	122,098	105,415	111,460	113,500	113,500
Total Expenses	**591,456**	**622,208**	**662,275**	**704,517**	**709,225**	**674,892**	**716,283**	**790,213**	**772,474**	**730,946**
Operating Profit/(Loss)	24,043	4,264	50,831	(81,762)	(101,218)	(129,107)	(87,514)	(81,902)	(11,481)	(31,946)
Total Profit/(Loss)	283,513	(145,028)	(92,903)	(226,570)	(241,383)	(218,205)	7,071	(116,362)	275,019	(145,446)
ENDING INVESTED IN CAPITAL ASSETS	**1,081,499**	**965,088**	**821,354**	**743,515**	**685,743**	**563,646**	**458,230**	**594,166**	**638,365**	**653,545**
ENDING UNRESTRICTED NET ASSETS	**123,983**	**95,368**	**146,199**	**(2,532)**	**(185,318)**	**(270,365)**	**(190,063)**	**(442,366)**	**(211,546)**	**(372,172)**
CAPITAL ASSETS PURCHASED	400,824	53,935	-	96,970	82,392	-	21,187	257,662	157,699	128,680

Sanitary Sewer

Fund Balance Projection

	FY 2017 Actuals	FY 2018 Adjusted Budget	FY 2018 Estimated Actuals	FY 2019 Proposed Budget
REVENUES				
Service Charges & User Fees	$ 13,046,153	$ 12,095,000	$ 13,900,000	$ 14,051,500
Charges & Assessments	156,516	172,900	160,600	160,600
Other Income & Donations	438,480	20,200	27,100	22,100
Federal Grants	6,802,954	500,000	-	-
State Grants	-	-	-	-
Local Grants	-	-	-	-
TOTAL REVENUES	**$ 20,444,103**	**$ 12,788,100**	**$ 14,087,700**	**$ 14,234,200**
EXPENSES				
Billing & Collection	$ 666,203	$ 784,587	$ 753,999	$ 757,181
Debt Service (1995 Bond Issue)	339	1,500	338	-
Debt Service (2010 Bond Issue)	98,317	92,012	92,012	85,706
Debt Service (2011 Bond Issue)	790,227	621,110	506,165	479,119
Debt Service (2009 Silver Creek Bond)	22,338	20,851	20,851	19,509
Debt Service (2014 Bond Issue)	58,578	71,165	57,565	44,453
Sewer Treatment	7,492,111	14,317,237	13,535,294	8,738,902
Sewer Maintenance	2,832,320	7,886,750	8,139,955	8,380,675
(Less Fixed Assets)	-	(11,421,814)	(11,040,787)	(6,257,700)
TOTAL EXPENSES	**$ 11,960,433**	**$ 12,373,398**	**$ 12,065,392**	**$ 12,247,845**
EXCESS REVENUES OVER (UNDER) EXPENSES	**$ 8,483,670**	**$ 414,702**	**$ 2,022,308**	**$ 1,986,355**
OTHER FINANCING SOURCES (USES)				
Transfers In	$ -	$ -	$ -	$ -
Transfers Out	(1,414,253)	(1,548,625)	(1,498,625)	(1,451,739)
TOTAL OTHER FINANCING SOURCES (USES)	**$ (1,414,253)**	**$ (1,548,625)**	**$ (1,498,625)**	**$ (1,451,739)**
NET CHANGE IN NET ASSETS	**$ 7,069,417**	**$ (1,133,923)**	**$ 523,683**	**$ 534,616**
NET ASSETS, BEGINNING OF YEAR	**$ 70,451,734**	**$ 77,521,151**	**$ 77,521,151**	**$ 78,044,834**
NET ASSETS, END OF YEAR	**$ 77,521,151**	**$ 76,387,228**	**$ 78,044,834**	**$ 78,579,450**
NET ASSETS SUMMARY:				
Invested in Capital Assets	$ 64,568,046	$ 69,894,860	$ 69,808,833	$ 65,025,746
Restricted for Capital Replacement	3,703,761	3,703,761	3,703,761	3,703,761
Unrestricted Net Assets	9,249,344	2,788,607	4,532,240	9,849,943
TOTAL NET ASSETS SUMMARY	**$ 77,521,151**	**$ 76,387,228**	**$ 78,044,834**	**$ 78,579,450**

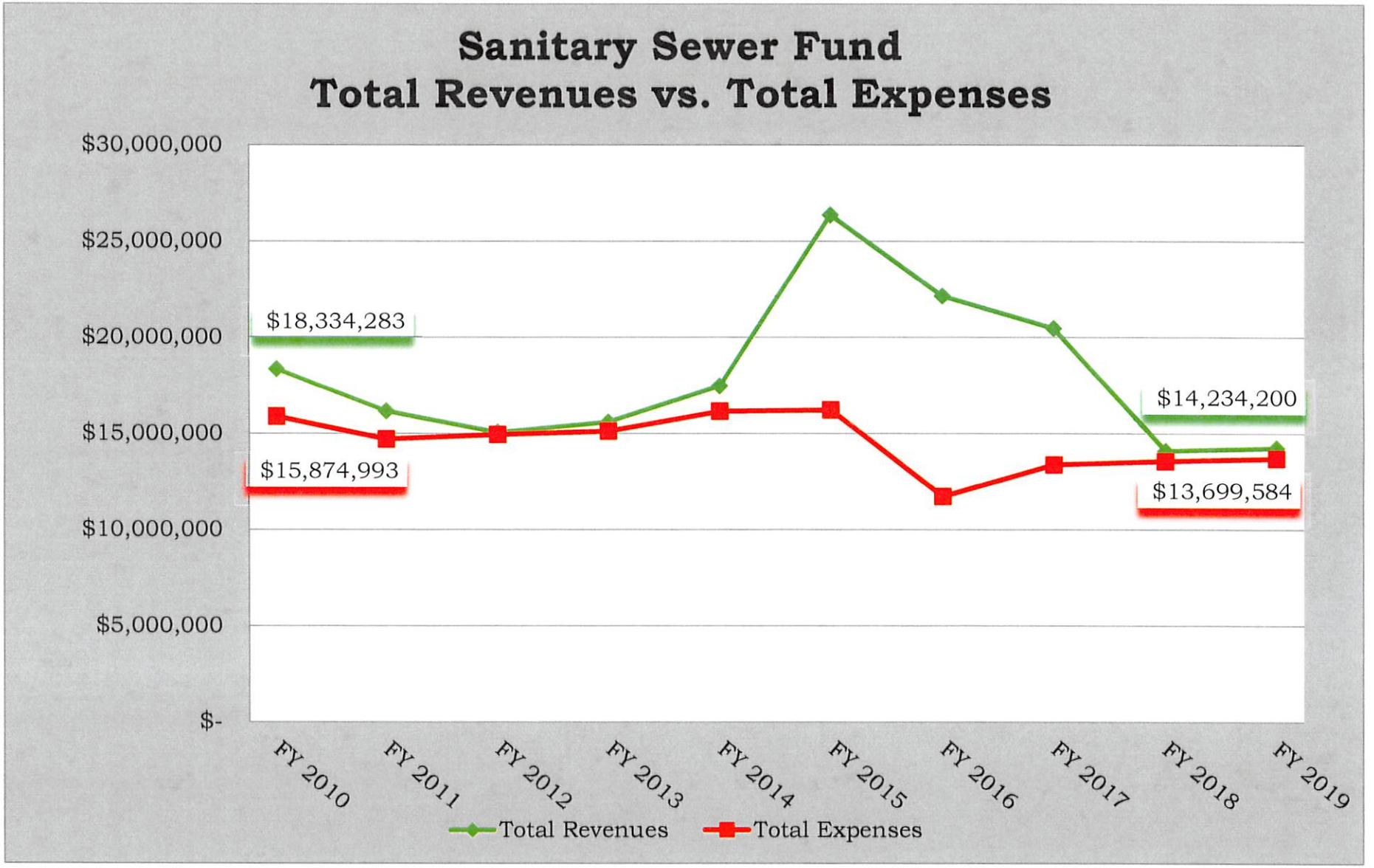
Sanitary Sewer Fund
Total Revenues vs. Total Expenses
$30,000,000
$25,000,000
$20,000,000
$15,000,000
$10,000,000
$5,000,000
$-
$18,334,283
$15,874,993
$14,234,200
$13,699,584
FY 2010
FY 2011
FY 2012
FY 2013
FY 2014
FY 2015
FY 2016
FY 2017
FY 2018
FY 2019
Total Revenues
Total Expenses

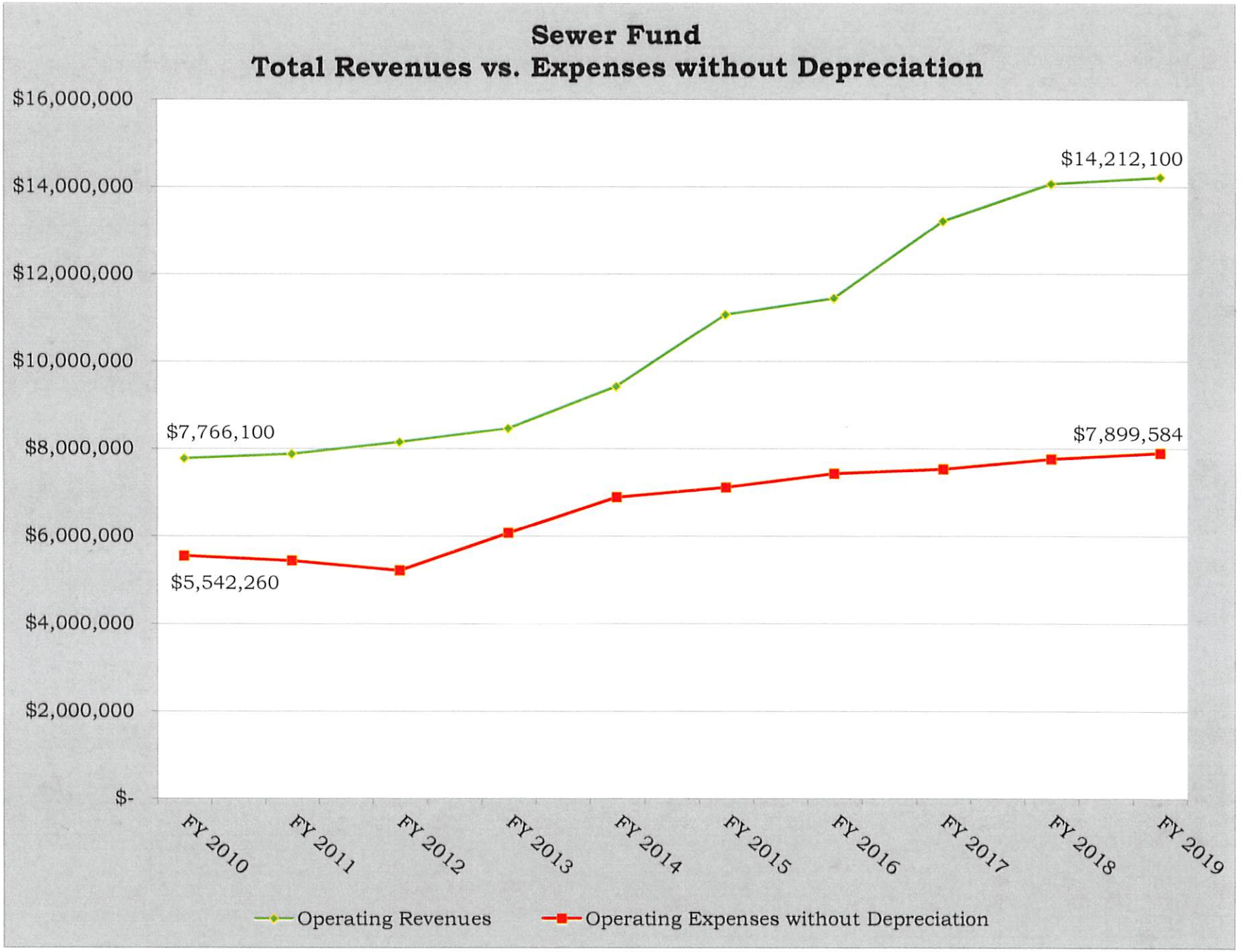
Sewer Fund
Total Revenues vs. Expenses without Depreciation
$16,000,000
$14,000,000
$12,000,000
$10,000,000
$8,000,000
$6,000,000
$4,000,000
$2,000,000
$-
$14,212,100
$7,766,100
$7,899,584
$5,542,260
FY 2010
FY 2011
FY 2012
FY 2013
FY 2014
FY 2015
FY 2016
FY 2017
FY 2018
FY 2019
Operating Revenues
Operating Expenses without Depreciation

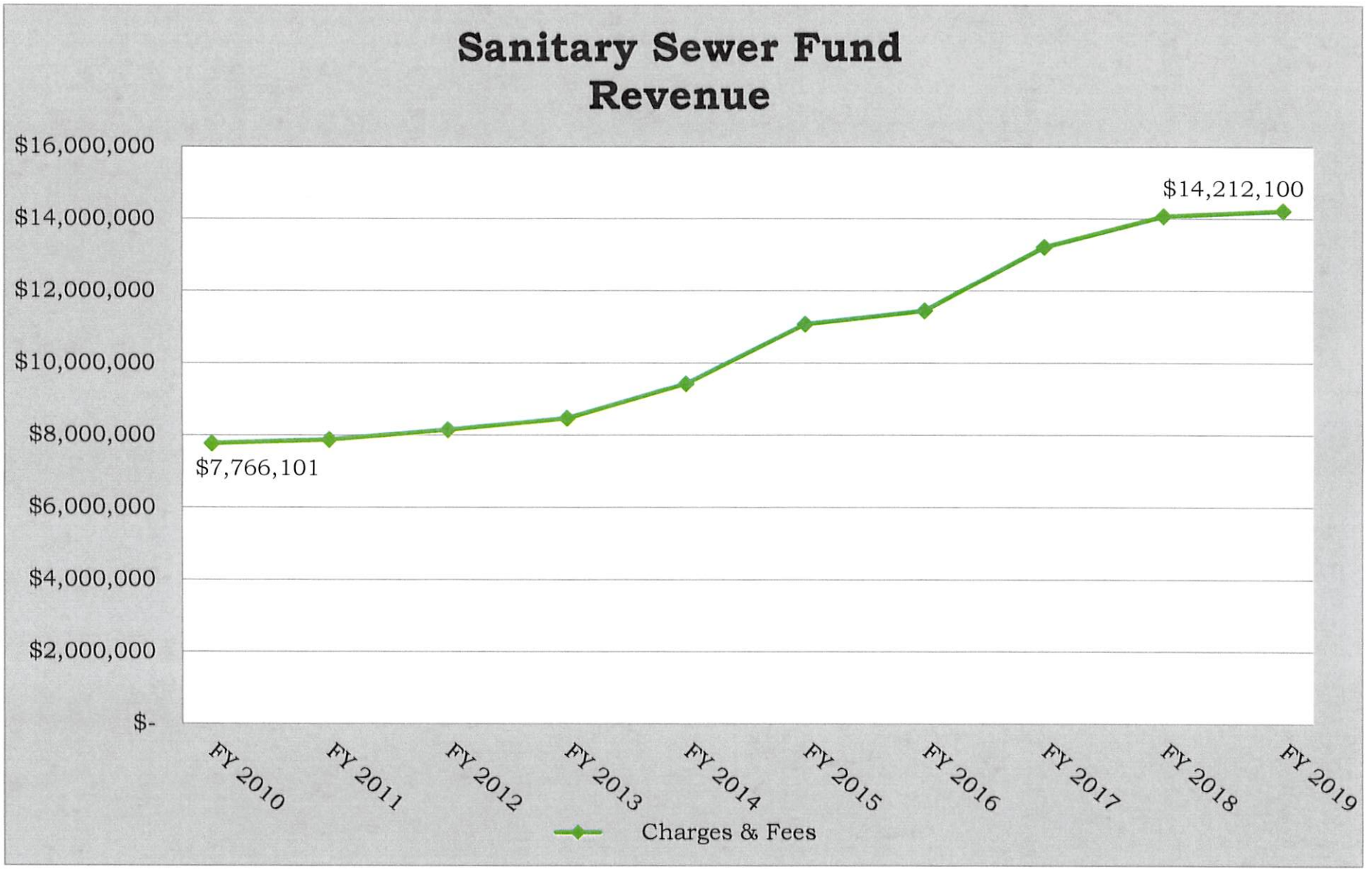
Sanitary Sewer Fund
Revenue
$16,000,000
$14,000,000
$12,000,000
$10,000,000
$8,000,000
$6,000,000
$4,000,000
$2,000,000
$-
$14,212,100
$7,766,101
FY 2010
FY 2011
FY 2012
FY 2013
FY 2014
FY 2015
FY 2016
FY 2017
FY 2018
FY 2019
Charges & Fees

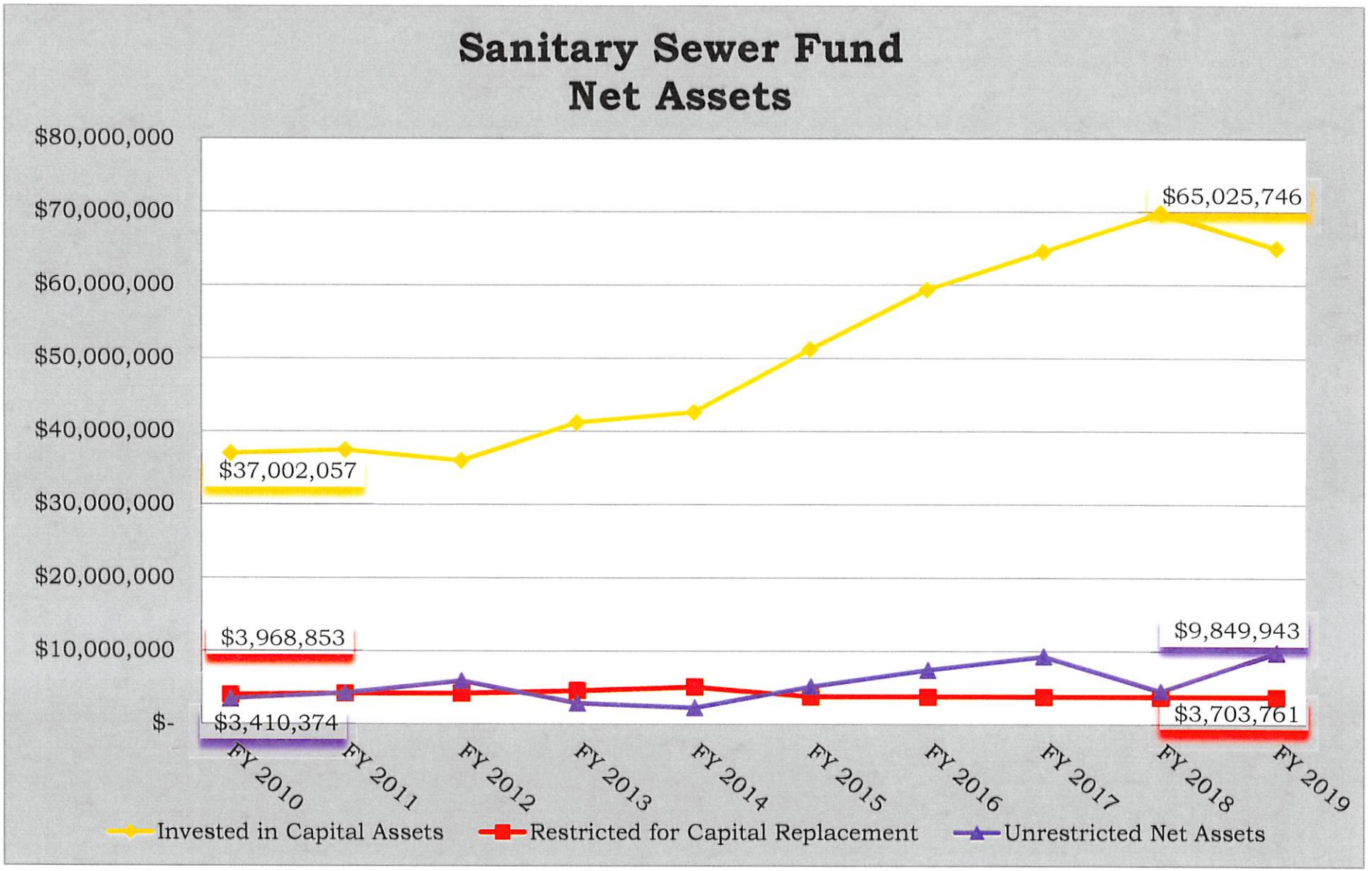
Sanitary Sewer Fund
Net Assets
$80,000,000
$70,000,000
$60,000,000
$50,000,000
$40,000,000
$30,000,000
$20,000,000
$10,000,000
$-
$65,025,746
$37,002,057
$3,968,853
$9,849,943
$3,410,374
$3,703,761
FY 2010
FY 2011
FY 2012
FY 2013
FY 2014
FY 2015
FY 2016
FY 2017
FY 2018
FY 2019
Invested in Capital Assets
Restricted for Capital Replacement
Unrestricted Net Assets

SEWER FUND

FINANCE-BILLING

FY 2019 BUDGET HIGHLIGHTS

Department Summary:

The Sewer Fund accounts for the City's sewer treatment and maintenance functions. Billing & Collection is the finance division in the Sewer Fund. Following notification by the water company, the City took the sewer and trash billing over in 2013.

Performance Indicators:

Description	2008	2009	2010	2011	2012	2013	2014	2015	2016	2017
Number of Sewer Customers	21,741	21,421	21,339	18,392	19,826	17,153	19,739	21,755	23,224	22,075
City Cost Per Bill	N/A	N/A	N/A	N/A	N/A	$2.45	$2.60	$2.50	$2.75	$2.68

Notable Budget Items:

Capital Items:

- $850 Replacement Computer

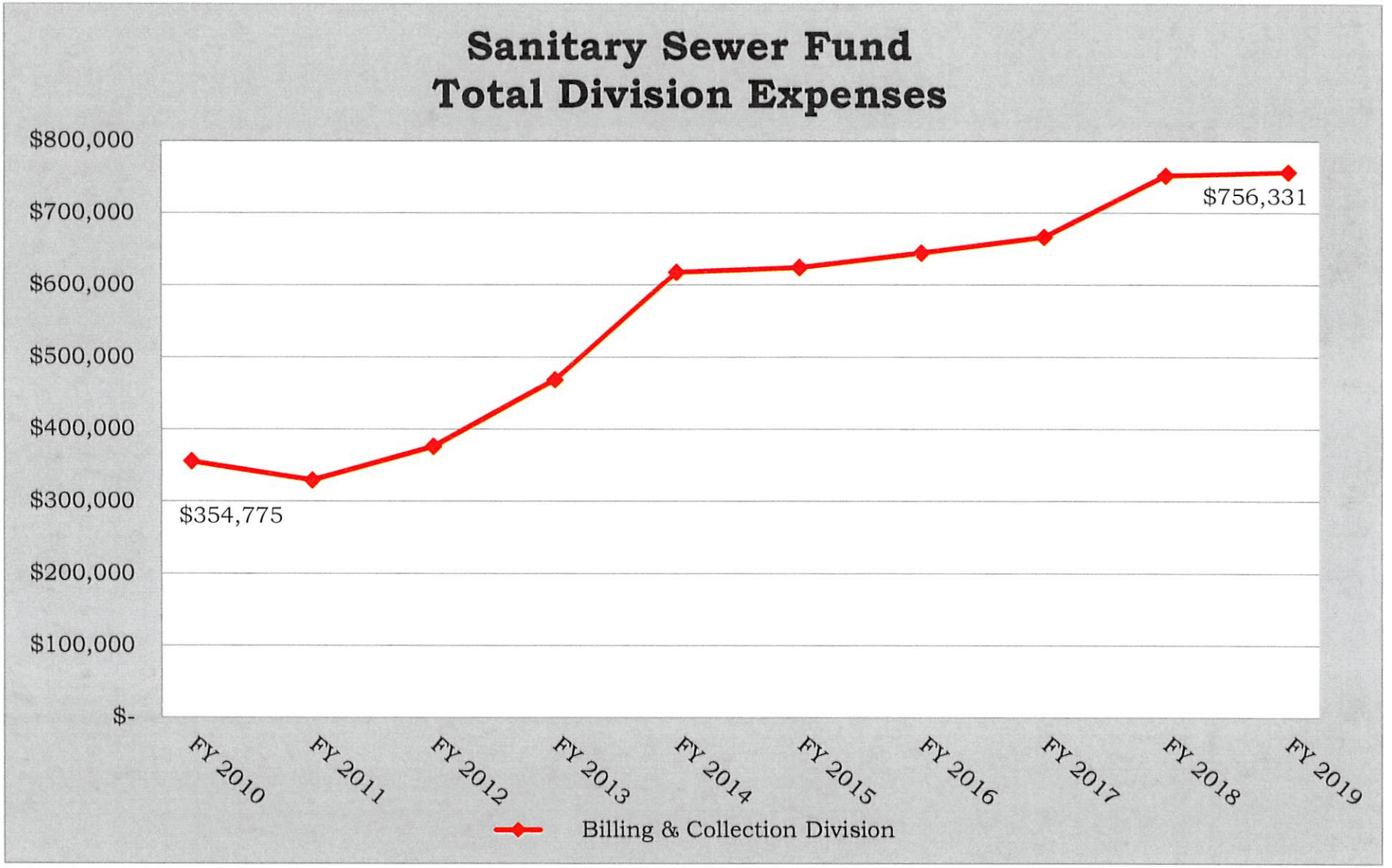
Sanitary Sewer Fund
Total Division Expenses
$800,000
$700,000
$600,000
$500,000
$400,000
$300,000
$200,000
$100,000
$-
$354,775
$756,331
FY 2010
FY 2011
FY 2012
FY 2013
FY 2014
FY 2015
FY 2016
FY 2017
FY 2018
FY 2019
Billing & Collection Division

SEWER FUND

FINANCE-DEBT SERVICE

FY 2019 BUDGET HIGHLIGHTS

Department Summary:

The Sewer Fund accounts for the City's sewer treatment and maintenance functions. Debt Service accounts for the interest and fee payments related to the sewer revenue bonds issued over the past several years for the upgrades made at Turkey Creek and Shoal Creek Treatment Plants. The principal payments in the sewer fund are accounted for on the balance sheet, but they are notated in the budget.

Notable Budget Items:

Operational Items:

- $62,681 2010 Bond Issue-Interest Expense
- $363,351 2011 Bond Issue-Interest Expense
- $13,677 2009 Silver Creek Bond Issue-Interest Expense
- $31,492 2014 Bond Issue-Interest Expense

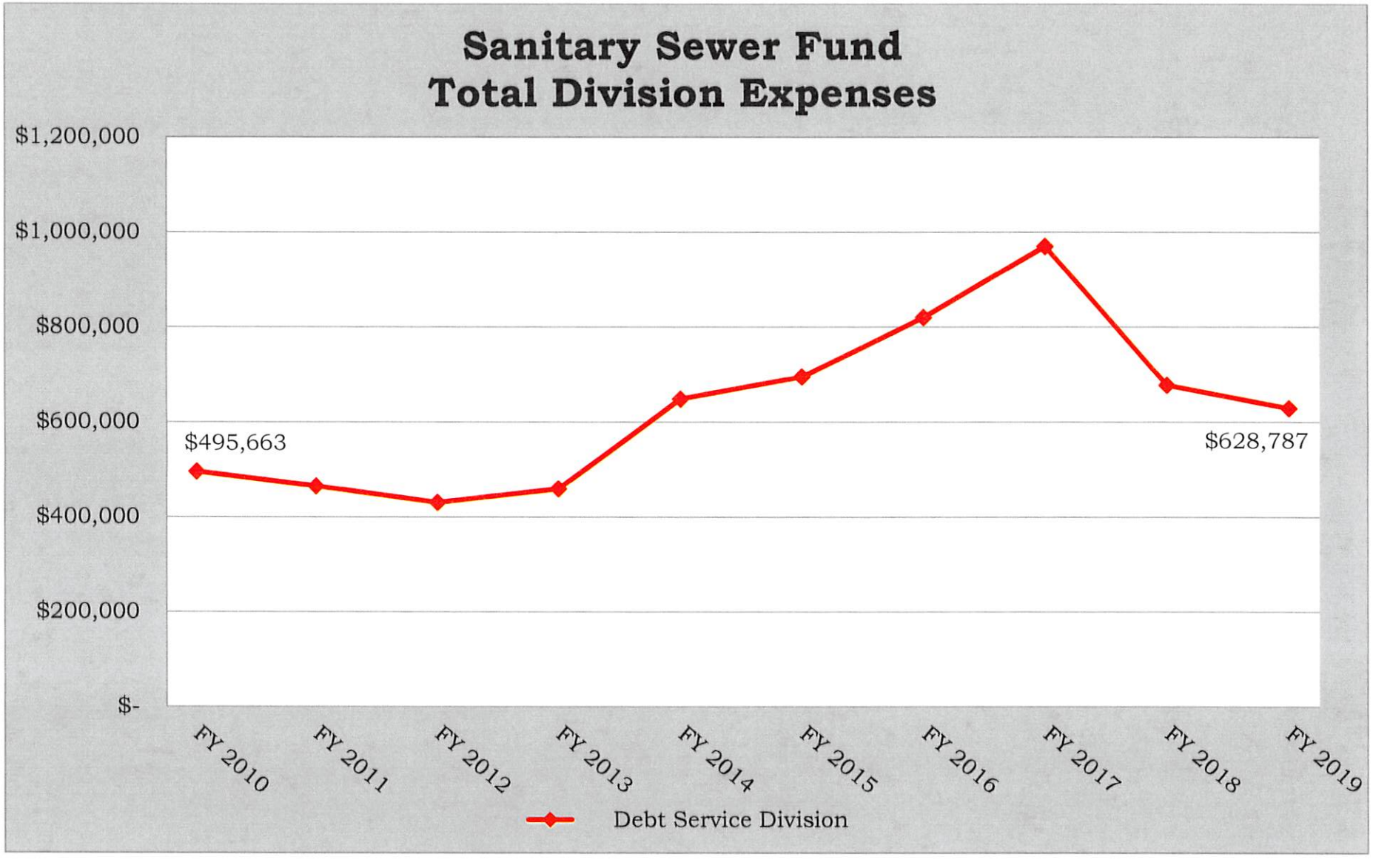
Sanitary Sewer Fund
Total Division Expenses
$1,200,000
$1,000,000
$800,000
$600,000
$400,000
$200,000
$-
$495,663
$628,787
FY 2010
FY 2011
FY 2012
FY 2013
FY 2014
FY 2015
FY 2016
FY 2017
FY 2018
FY 2019
Debt Service Division

SANITARY SEWER FUND

PUBLIC WORKS

FY 2019 BUDGET HIGHLIGHTS

Department Summary:

Sanitary Sewer handles the operation and maintenance of the sewer collection and treatment system. The City has two (2) sewer treatment plants, Shoal Creek and Turkey Creek. The treatment plants have the capacity to treat 21.5 million gallons per day. There are 430 miles of sanitary sewer lines and 7,920 manholes in the City. Sewer Treatment and Sewer Maintenance are the public work's divisions in the sewer fund.

Performance Indicators:

Description	2008	2009	2010	2011	2012	2013	2014	2015	2016	2017
Avg Daily Sewage Treatment	16,400	13,500	13,000	13,013	11,357	13,982	12,127	13,600	12,377	13,985
Sewers in miles	387	387	482	350	375	412	412	420	425	430
Sewer manholes	7,096	6,174	7,250	6,576	7,000	7,680	7,680	7,816	7,866	7,920

Notable Budget Items:

Operational Items:

- $1,600 Sewer Treatment: In Small Office Furnishings-Replacement desk chair (4) and Replacement break room chair (10)
- $215,000 Sewer Treatment: In Consulting Fees-Consultant for DNR variance item, wastewater rate study, and facilities plan

- $7,400 Sewer Maintenance: In Computer Software-Additional hard drive storage and transfer of sewer video collected in previous years

Capital Items:

- $15,000 Sewer Treatment-Rehabilitate Able Body Lift Station
- $175,000 Sewer Treatment-Twin Equalization Basin Rehabilitation-Phase 2
- $200,000 Sewer Treatment-Digester Rehabilitation-Turkey Creek
- $225,000 Sewer Treatment-Replacement Boiler-Turkey Creek
- $65,000 Sewer Treatment-SCADA Control Panels-Remaining Lift Stations
- $27,500 Sewer Treatment-Replacement ½-Ton 4x4 Truck
- $12,000 Sewer Treatment-Replacement Truck with Utility Vehicle
- $65,000 Sewer Treatment-Replacement Generator-Filmore Bridge Lift Station
- $3,000 Sewer Treatment-Portable Compressor

- $1,750 Sewer Maintenance-Replacement High-End Computer
- $17,600 Sewer Maintenance-Replacement Ruggedized Laptop Computer (4)
- $400,000 Sewer Maintenance-7th Street East Annexation Sanitary Sewer Extension
- $1,750,000 Sewer Maintenance-I & I Rehabilitation
- $2,500,000 Sewer Maintenance-Parallel Line from Tin Cup to Filmore Bridge
- $300,000 Sewer Maintenance-Peak Flow Storage Study-Phase 2
- $500,000 Sewer Maintenance-Replacement Pressure Main-44th & Virginia

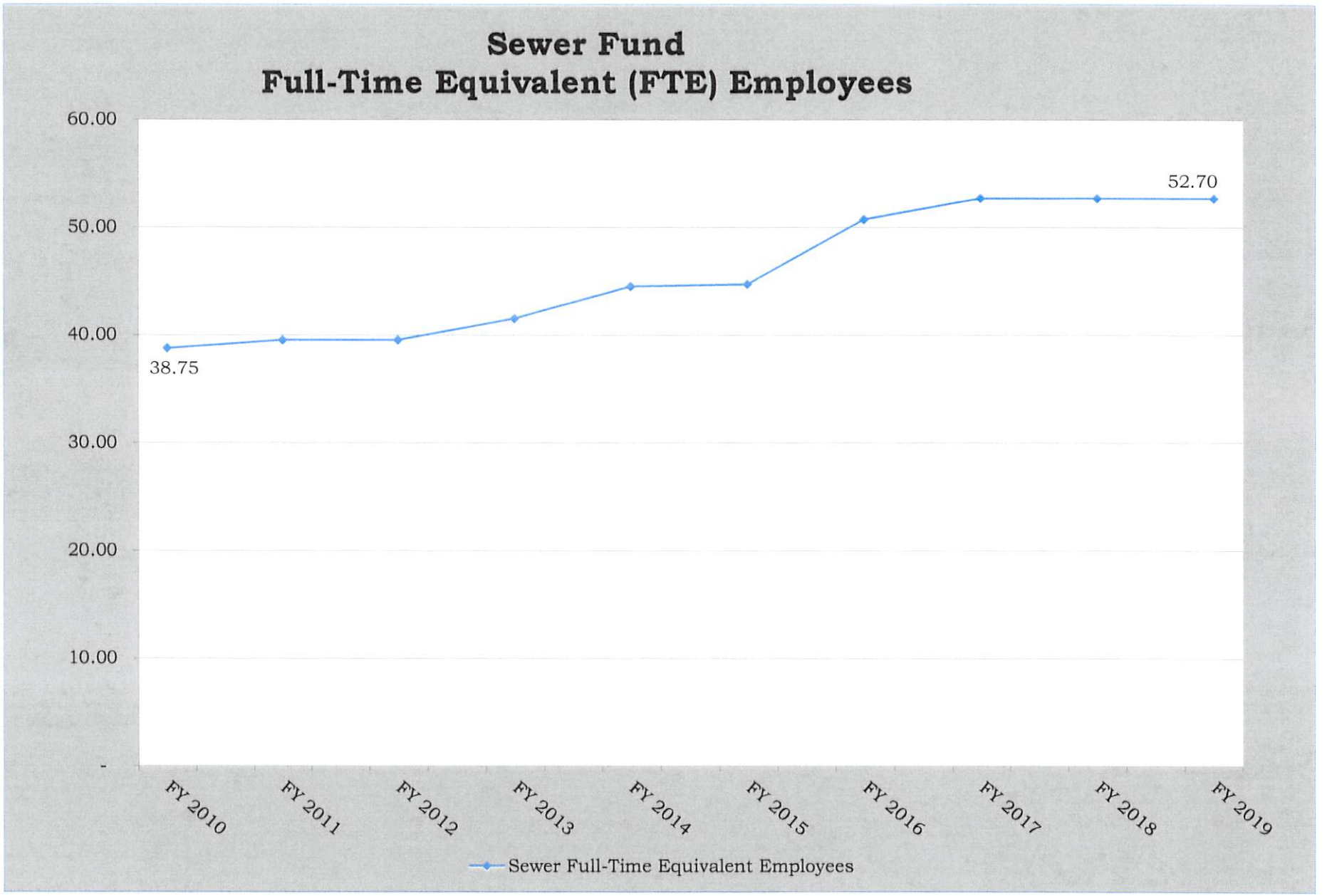
Sewer Fund
Full-Time Equivalent (FTE) Employees
60.00
50.00
40.00
30.00
20.00
10.00
-
38.75
52.70
FY 2010
FY 2011
FY 2012
FY 2013
FY 2014
FY 2015
FY 2016
FY 2017
FY 2018
FY 2019
Sewer Full-Time Equivalent Employees

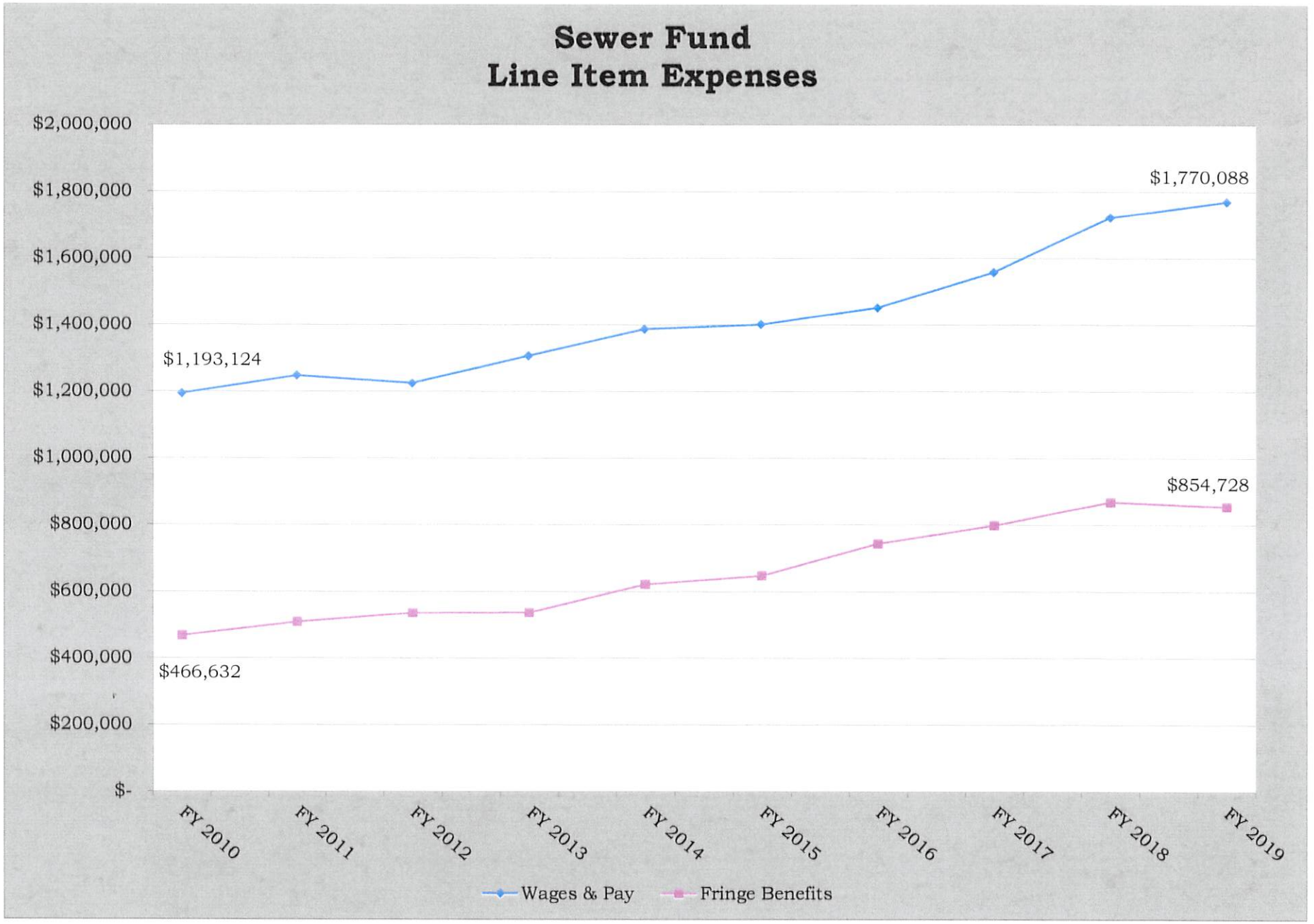
Sewer Fund
Line Item Expenses
$2,000,000
$1,800,000
$1,600,000
$1,400,000
$1,200,000
$1,000,000
$800,000
$600,000
$400,000
$200,000
$-
$1,770,088
$1,193,124
$854,728
$466,632
FY 2010
FY 2011
FY 2012
FY 2013
FY 2014
FY 2015
FY 2016
FY 2017
FY 2018
FY 2019
Wages & Pay
Fringe Benefits

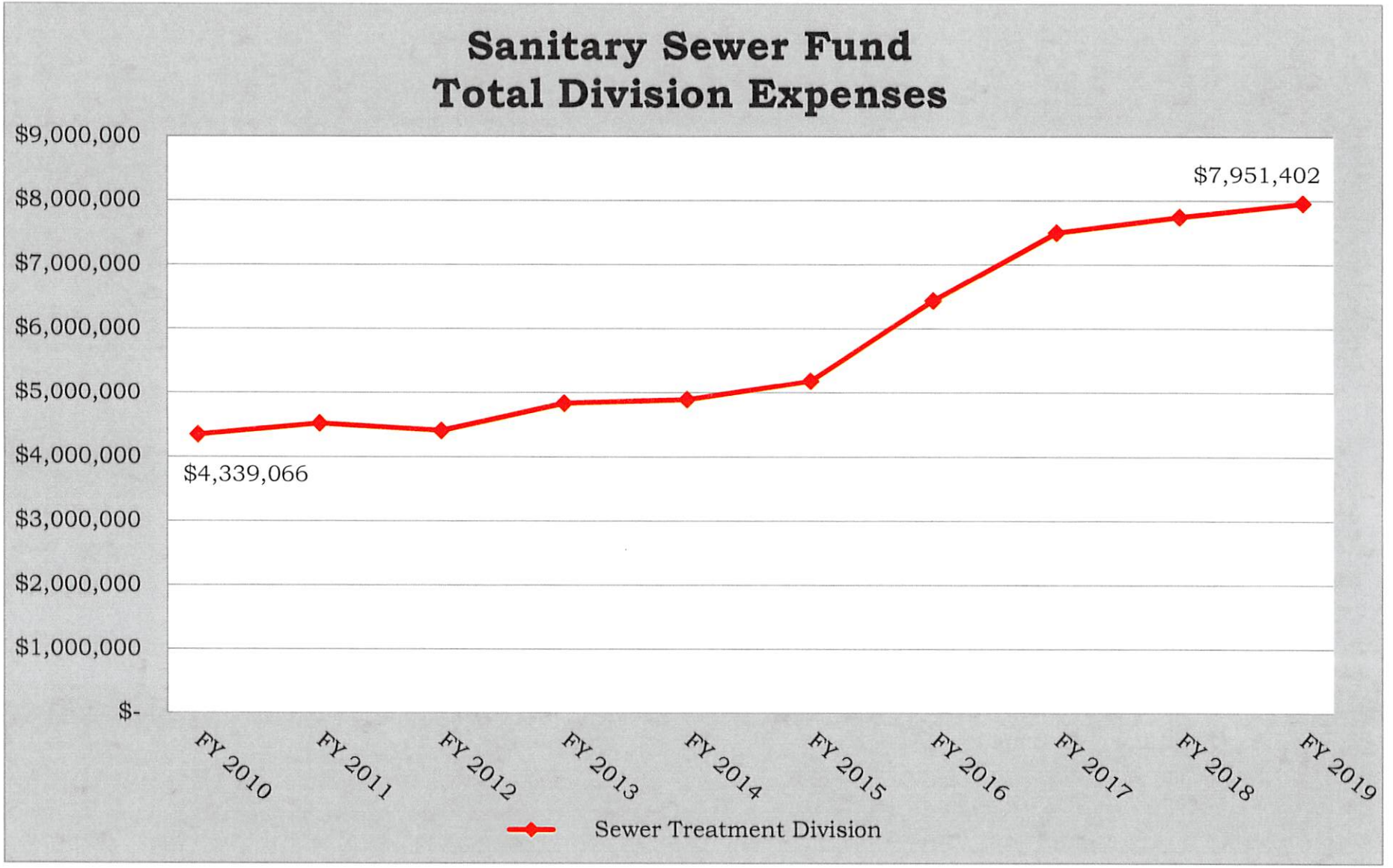
Sanitary Sewer Fund
Total Division Expenses
$9,000,000
$8,000,000
$7,000,000
$6,000,000
$5,000,000
$4,000,000
$3,000,000
$2,000,000
$1,000,000
$-
$7,951,402
$4,339,066
FY 2010
FY 2011
FY 2012
FY 2013
FY 2014
FY 2015
FY 2016
FY 2017
FY 2018
FY 2019
Sewer Treatment Division

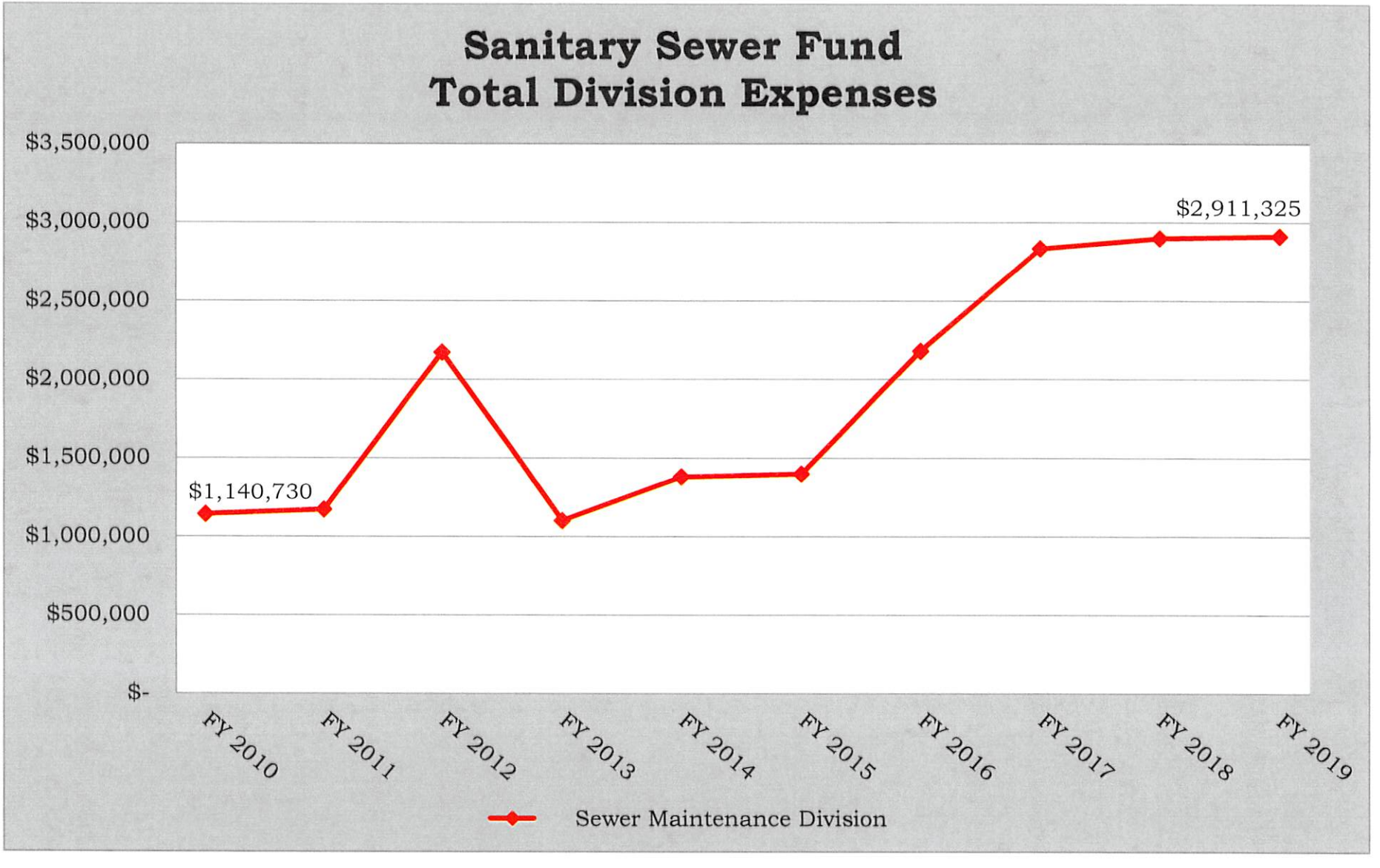
Sanitary Sewer Fund
Total Division Expenses
$3,500,000
$3,000,000
$2,500,000
$2,000,000
$1,500,000
$1,000,000
$500,000
$-
$1,140,730
$2,911,325
FY 2010
FY 2011
FY 2012
FY 2013
FY 2014
FY 2015
FY 2016
FY 2017
FY 2018
FY 2019
Sewer Maintenance Division

Central Garage

Fund Balance Projection

	FY 2017 Actuals	FY 2018 Adjusted Budget	FY 2018 Estimated Actuals	FY 2019 Proposed Budget
REVENUES				
Charges & Assessments	$ 1,566,425	$ 1,344,000	$ 1,565,000	$ 1,575,000
Other Income & Donations	-	-	-	-
Federal Grants	-	-	-	-
State Grants	-	-	-	-
Local Grants	-	-	-	-
TOTAL REVENUES	**$ 1,566,425**	**$ 1,344,000**	**$ 1,565,000**	**$ 1,575,000**
EXPENSES				
Central Garage	$ 1,361,015	$ 1,344,323	$ 1,517,962	$ 1,536,206
(Less Fixed Assets)	-	(6,650)	(3,811)	(19,700)
TOTAL EXPENSES	**$ 1,361,015**	**$ 1,337,673**	**$ 1,514,151**	**$ 1,516,506**
EXCESS REVENUES OVER (UNDER) EXPENSES	**$ 205,410**	**$ 6,327**	**$ 50,849**	**$ 58,494**
OTHER FINANCING SOURCES (USES)				
Transfers In	$ -	$ -	$ -	$ -
Transfers Out	(56,464)	(53,110)	(53,110)	(48,025)
TOTAL OTHER FINANCING SOURCES (USES)	**$ (56,464)**	**$ (53,110)**	**$ (53,110)**	**$ (48,025)**
NET CHANGE IN NET ASSETS	**$ 148,946**	**$ (46,783)**	**$ (2,261)**	**$ 10,469**
NET ASSETS, BEGINNING OF YEAR	**$ 84,635**	**$ 233,581**	**$ 233,581**	**$ 231,320**
NET ASSETS, END OF YEAR	**$ 233,581**	**$ 186,798**	**$ 231,320**	**$ 241,789**
NET ASSETS SUMMARY:				
Invested in Capital Assets	$ 208,218	$ 187,868	$ 182,029	$ 171,729
Unrestricted Net Assets	25,363	(1,070)	49,291	70,060
TOTAL NET ASSETS SUMMARY	**$ 233,581**	**$ 186,798**	**$ 231,320**	**$ 241,789**

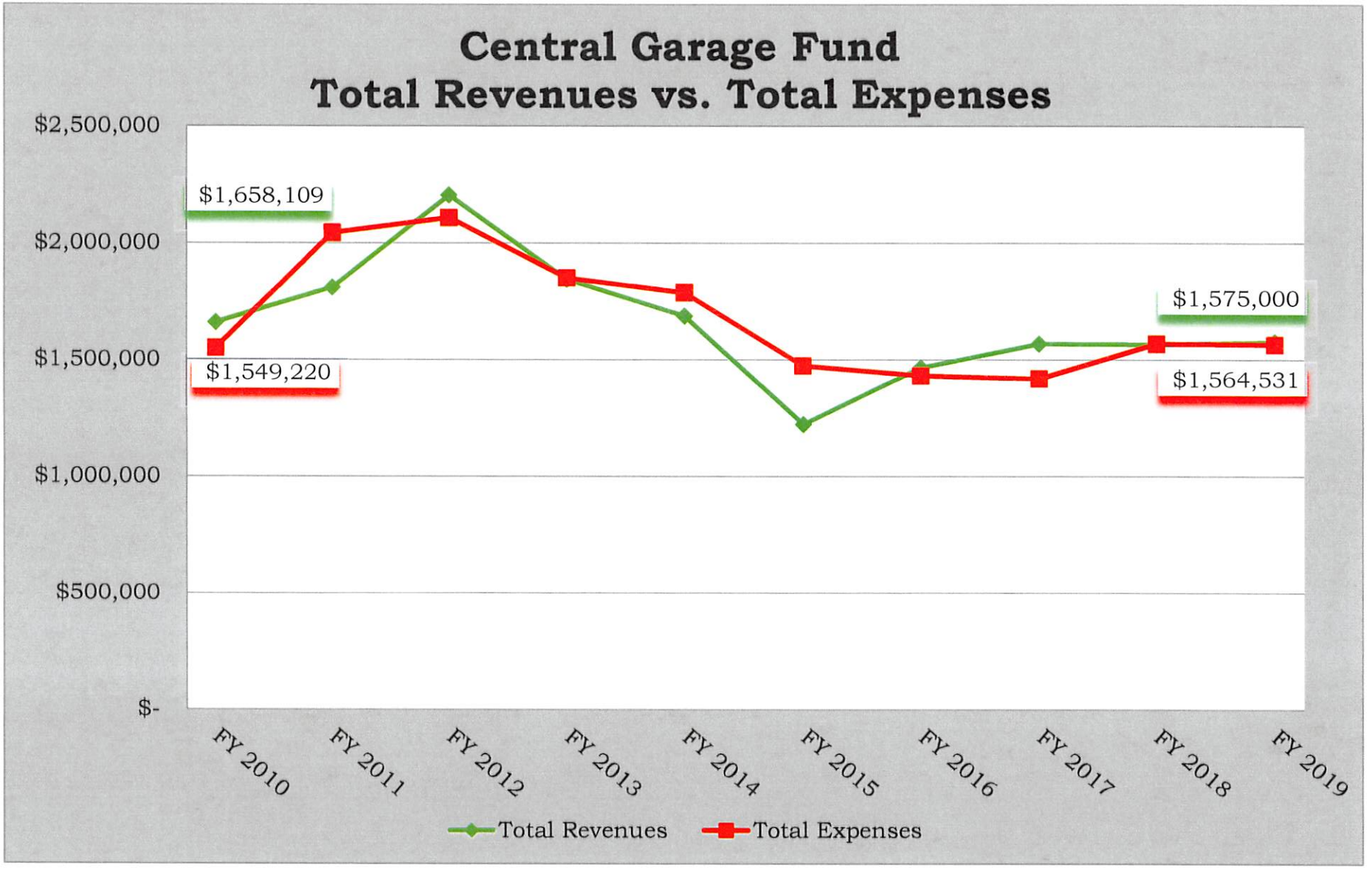
Central Garage Fund
Total Revenues vs. Total Expenses
$2,500,000
$2,000,000
$1,500,000
$1,000,000
$500,000
$-
$1,658,109
$1,549,220
$1,575,000
$1,564,531
FY 2010
FY 2011
FY 2012
FY 2013
FY 2014
FY 2015
FY 2016
FY 2017
FY 2018
FY 2019
Total Revenues
Total Expenses

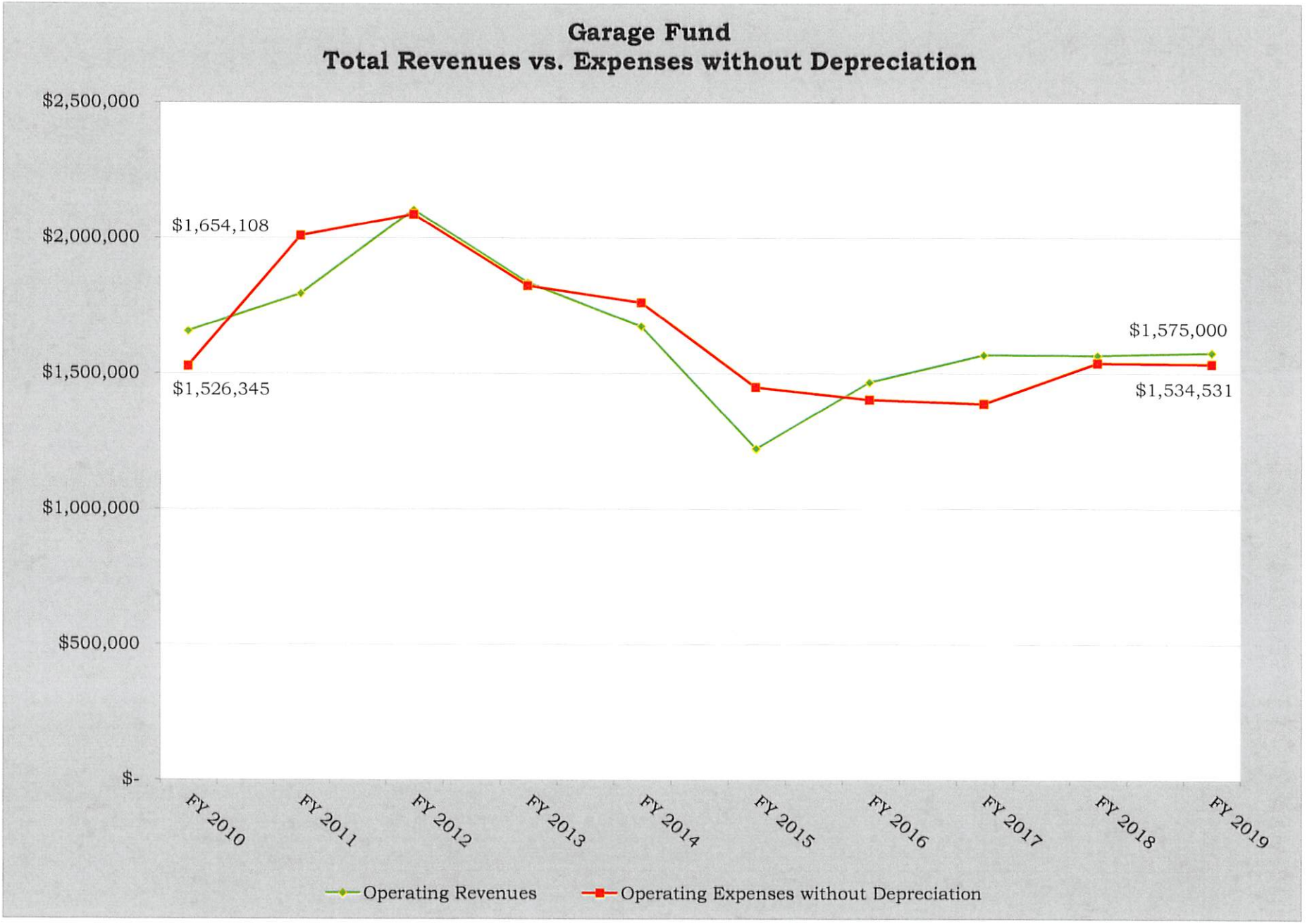
Garage Fund
Total Revenues vs. Expenses without Depreciation
$2,500,000
$2,000,000
$1,500,000
$1,000,000
$500,000
$-
$1,654,108
$1,526,345
$1,575,000
$1,534,531
FY 2010
FY 2011
FY 2012
FY 2013
FY 2014
FY 2015
FY 2016
FY 2017
FY 2018
FY 2019
Operating Revenues
Operating Expenses without Depreciation

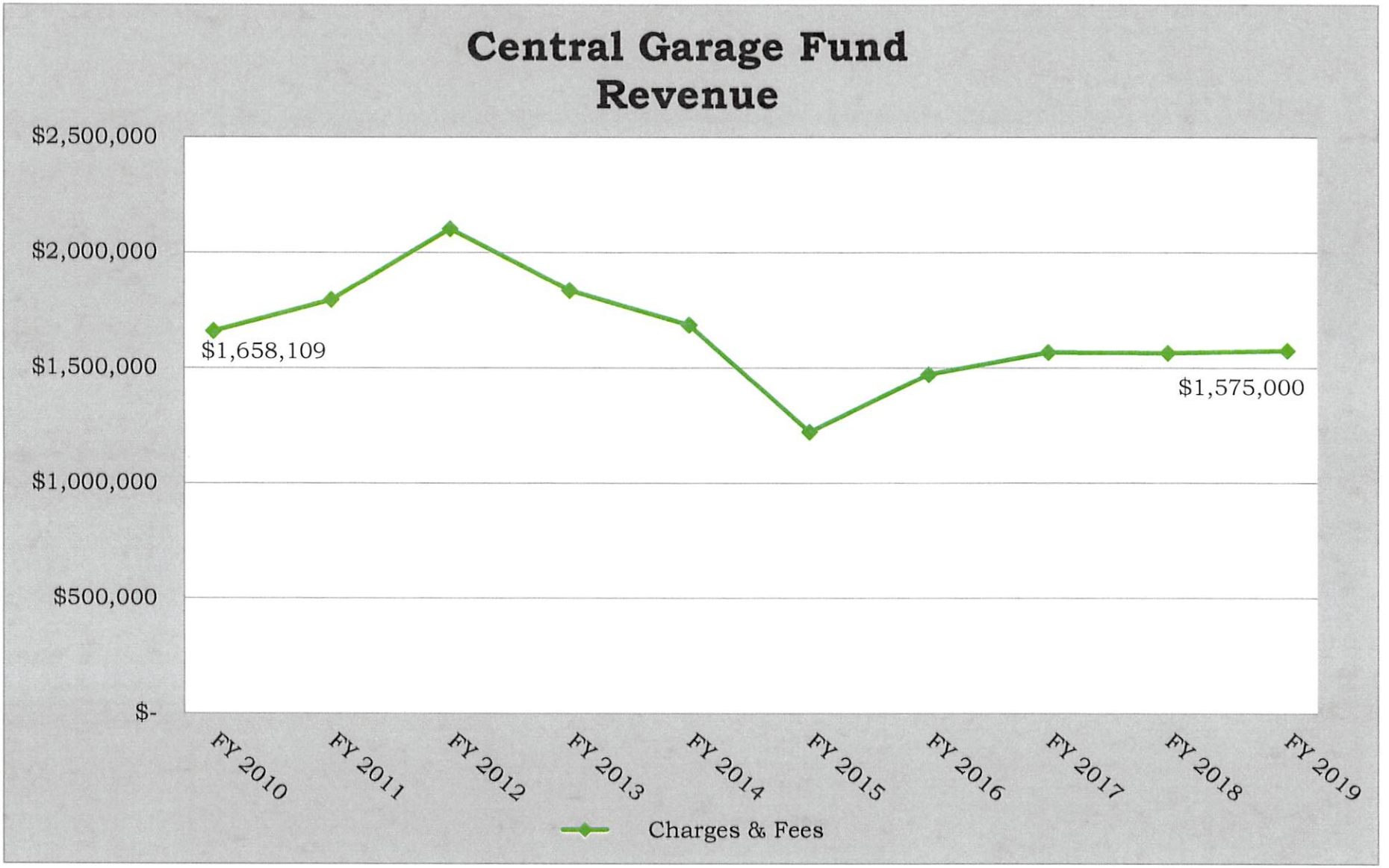
Central Garage Fund
Revenue
$2,500,000
$2,000,000
$1,500,000
$1,000,000
$500,000
$-
$1,658,109
$1,575,000
FY 2010
FY 2011
FY 2012
FY 2013
FY 2014
FY 2015
FY 2016
FY 2017
FY 2018
FY 2019
Charges & Fees

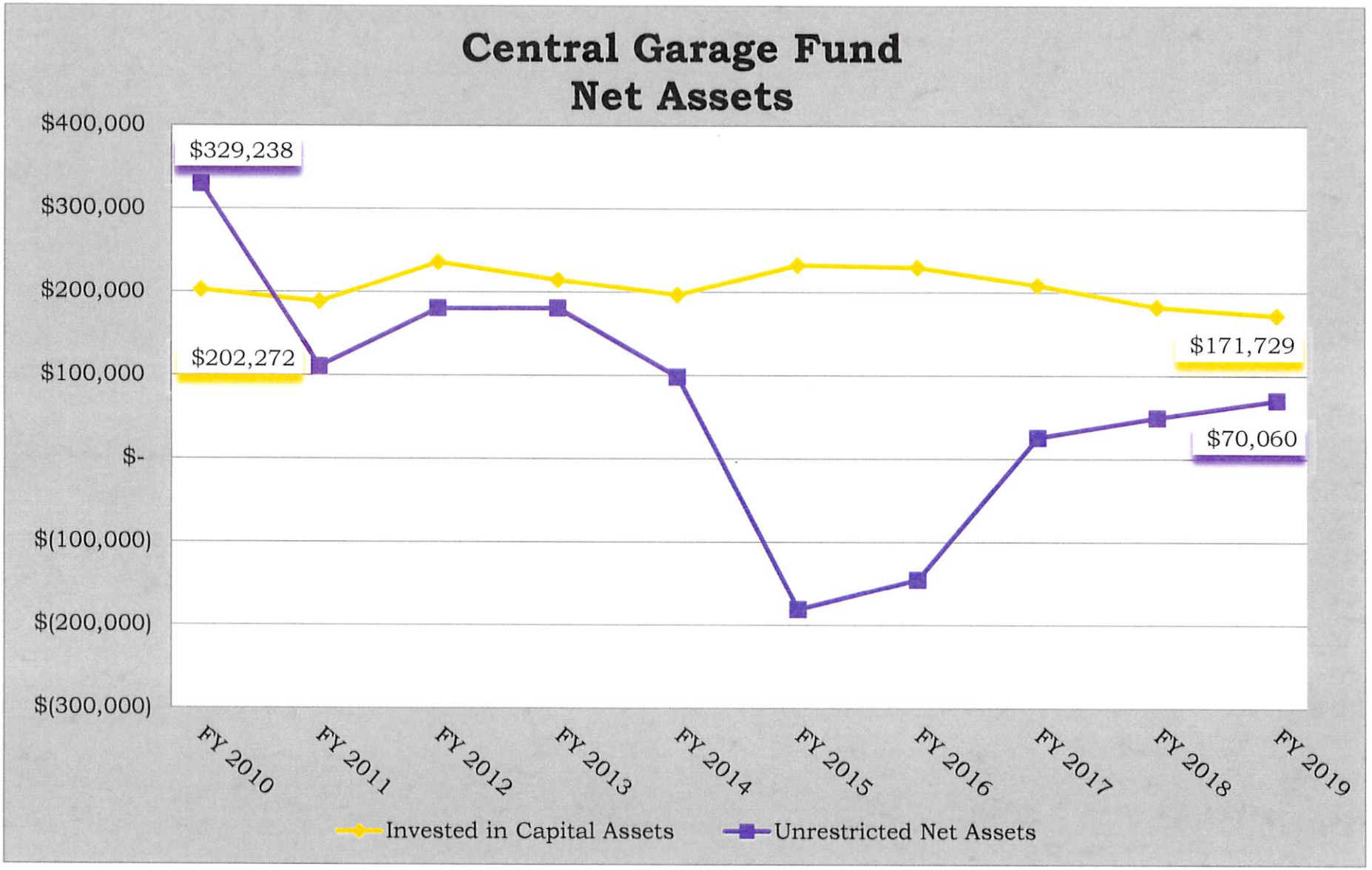
Central Garage Fund
Net Assets
$400,000
$300,000
$200,000
$100,000
$-
$(100,000)
$(200,000)
$(300,000)
$329,238
$202,272
$171,729
$70,060
FY 2010
FY 2011
FY 2012
FY 2013
FY 2014
FY 2015
FY 2016
FY 2017
FY 2018
FY 2019
Invested in Capital Assets
Unrestricted Net Assets

CENTRAL GARAGE FUND

FY 2019 BUDGET HIGHLIGHTS

Department Summary:

The Central Garage performs maintenance on City vehicles and equipment. The respective departments are charged for the cost of any parts used, as well as a labor fee assessed as an hourly rate.

Notable Budget Items:

Capital Items:

- $6,000 Replacement Freon Tool
- $4,300 Transmission Fluid Exchange Tool
- $5,000 Service Truck Maintenance Tools
- $4,400 Replacement Ruggedized Laptop Computer

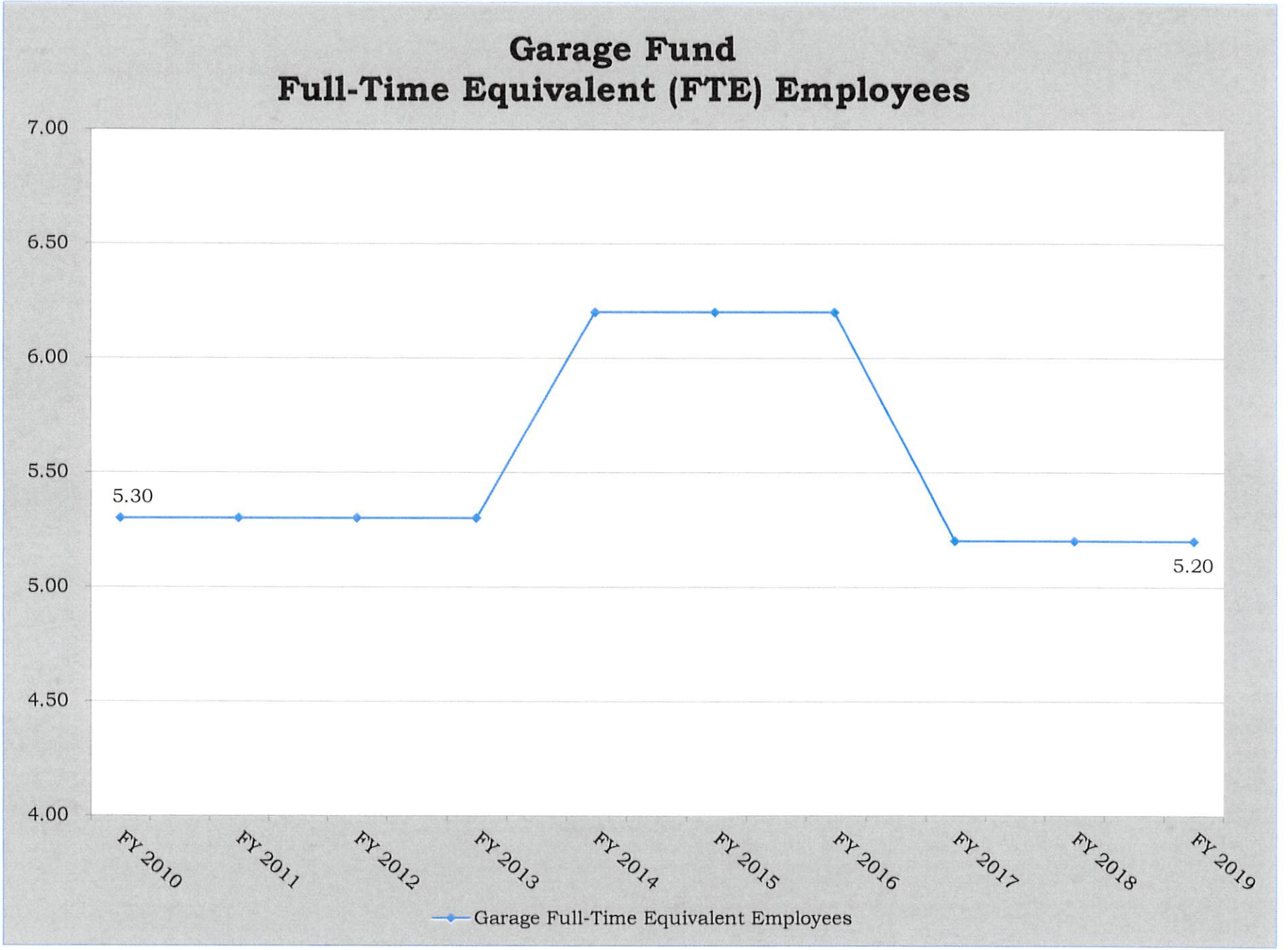
Garage Fund
Full-Time Equivalent (FTE) Employees
7.00
6.50
6.00
5.50
5.00
4.50
4.00
5.30
5.20
FY 2010
FY 2011
FY 2012
FY 2013
FY 2014
FY 2015
FY 2016
FY 2017
FY 2018
FY 2019
Garage Full-Time Equivalent Employees

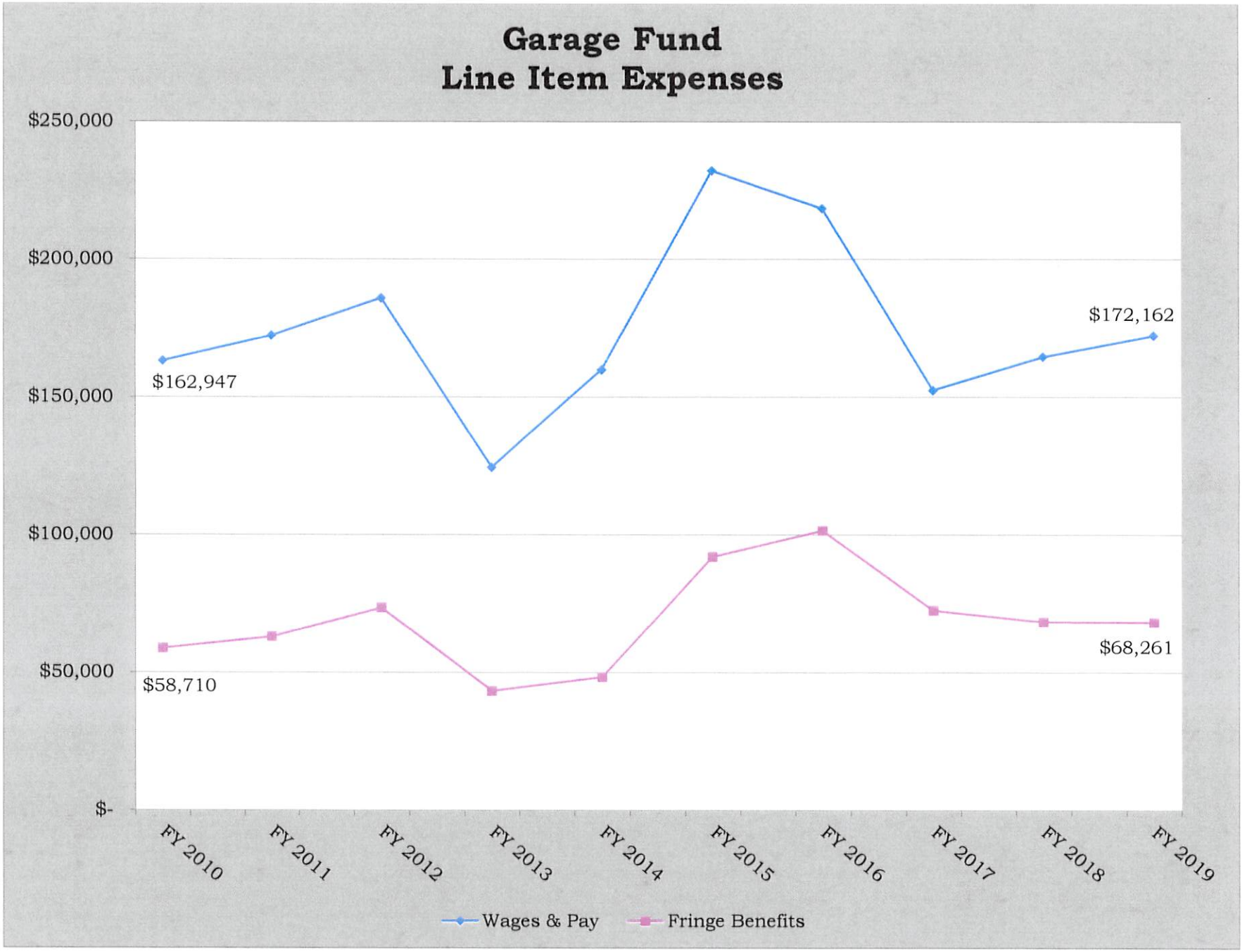
Garage Fund
Line Item Expenses
$250,000
$200,000
$150,000
$100,000
$50,000
$-
$162,947
$172,162
$58,710
$68,261
FY 2010
FY 2011
FY 2012
FY 2013
FY 2014
FY 2015
FY 2016
FY 2017
FY 2018
FY 2019
Wages & Pay
Fringe Benefits

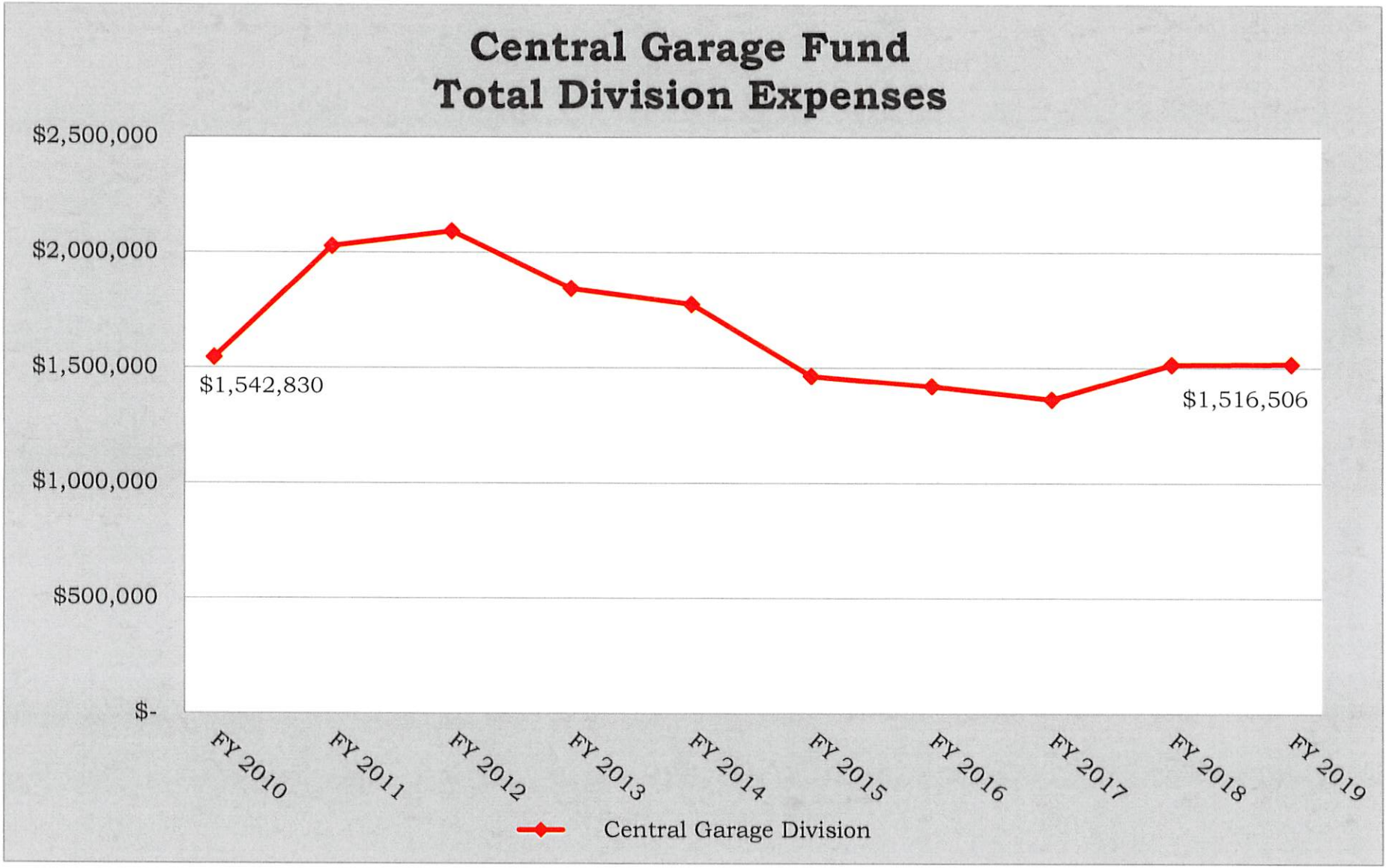
Central Garage Fund
Total Division Expenses
$2,500,000
$2,000,000
$1,500,000
$1,000,000
$500,000
$-
$1,542,830
$1,516,506
FY 2010
FY 2011
FY 2012
FY 2013
FY 2014
FY 2015
FY 2016
FY 2017
FY 2018
FY 2019
Central Garage Division

Health Self-Insurance

Fund Balance Projection

	FY 2017 Actuals	FY 2018 Adjusted Budget	FY 2018 Estimated Actuals	FY 2019 Proposed Budget
REVENUES				
Service Charges & User Fees	$ 1,110,463	$ 1,100,000	$ 1,080,000	$ 1,130,000
Charges & Assessments	4,337,878	4,350,000	4,300,000	4,400,000
Other Income & Donations	1,467	102,300	52,300	52,300
TOTAL REVENUES	**$ 5,449,808**	**$ 5,552,300**	**$ 5,432,300**	**$ 5,582,300**
EXPENSES				
Health Self-Insurance	$ 4,880,701	$ 5,530,495	$ 5,308,993	$ 5,307,800
(Less Fixed Assets)	-	(7,193)	(7,193)	-
TOTAL EXPENSES	**$ 4,880,701**	**$ 5,523,302**	**$ 5,301,800**	**$ 5,307,800**
EXCESS REVENUES OVER (UNDER) EXPENSES	**$ 569,107**	**$ 28,998**	**$ 130,500**	**$ 274,500**
OTHER FINANCING SOURCES (USES)				
Transfers In	$ -	$ -	$ -	$ -
Transfers Out	-	-	-	-
TOTAL OTHER FINANCING SOURCES (USES)	$ -	$ -	$ -	$ -
NET CHANGE IN NET ASSETS	**$ 569,107**	**$ 28,998**	**$ 130,500**	**$ 274,500**
NET ASSETS, BEGINNING OF YEAR	**$ 1,954,330**	**$ 2,523,437**	**$ 2,523,437**	**$ 2,653,937**
NET ASSETS, END OF YEAR	**$ 2,523,437**	**$ 2,552,435**	**$ 2,653,937**	**$ 2,928,437**
NET ASSETS SUMMARY:				
Invested in Capital Assets	$ 32,881	$ 40,074	$ 35,074	$ 30,074
Unrestricted Fund Balance	2,490,556	2,512,361	2,618,863	2,898,363
TOTAL NET ASSETS SUMMARY	**$ 2,523,437**	**$ 2,552,435**	**$ 2,653,937**	**$ 2,928,437**

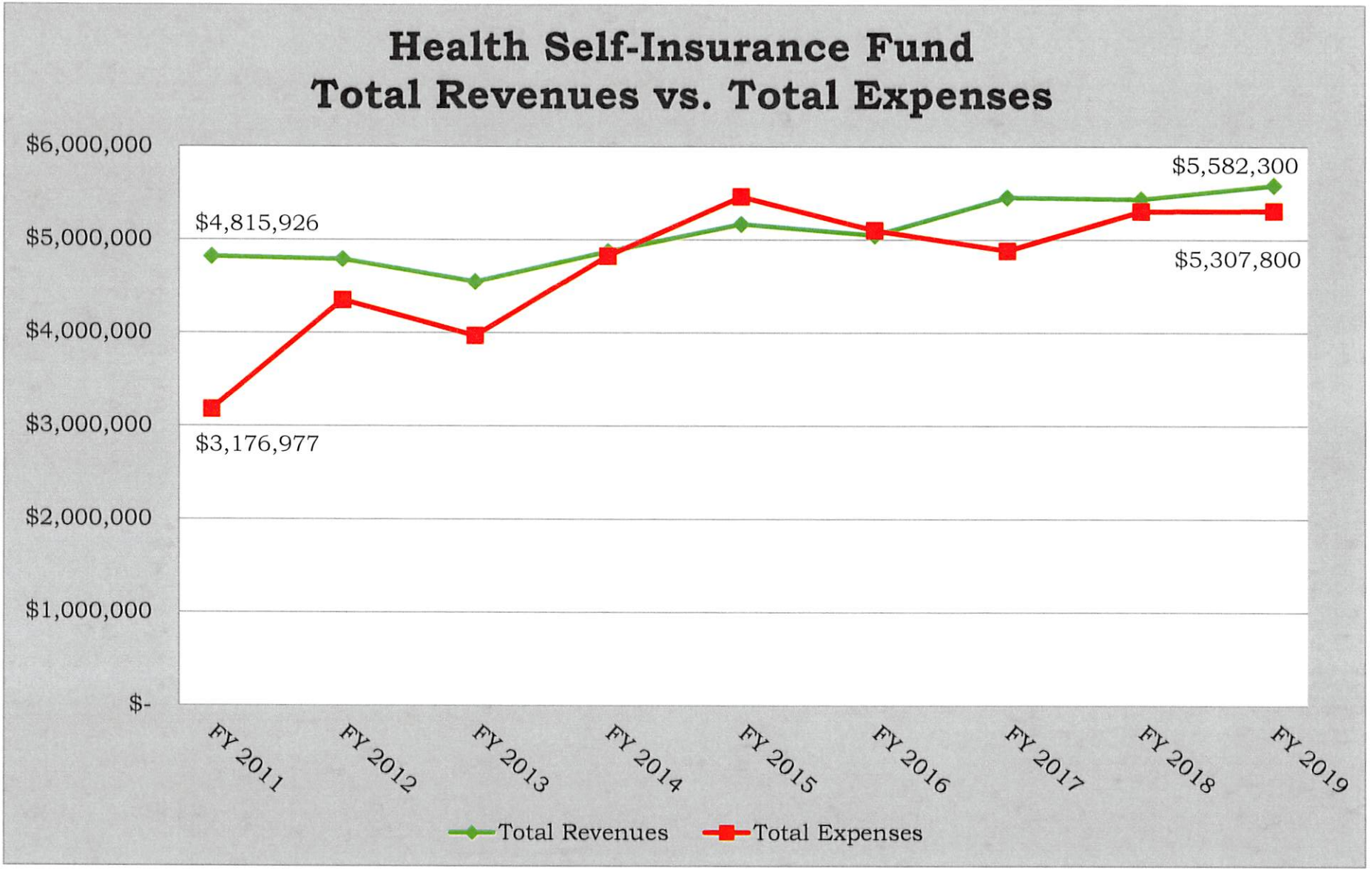
Health Self-Insurance Fund
Total Revenues vs. Total Expenses
$6,000,000
$5,000,000
$4,000,000
$3,000,000
$2,000,000
$1,000,000
$-
$4,815,926
$3,176,977
$5,582,300
$5,307,800
FY 2011
FY 2012
FY 2013
FY 2014
FY 2015
FY 2016
FY 2017
FY 2018
FY 2019
Total Revenues
Total Expenses

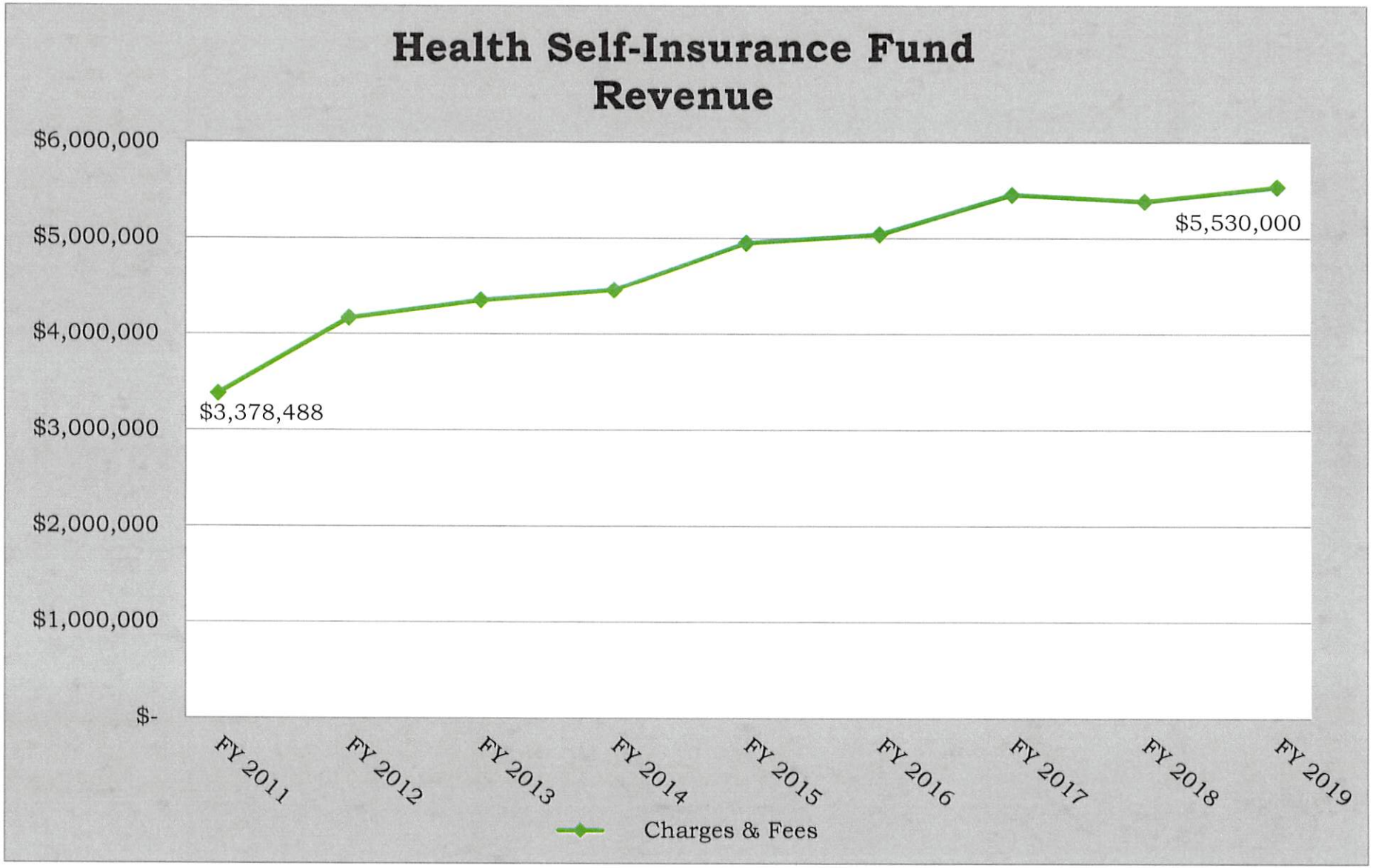
Health Self-Insurance Fund
Revenue
$6,000,000
$5,000,000
$4,000,000
$3,000,000
$2,000,000
$1,000,000
$-
$3,378,488
$5,530,000
FY 2011
FY 2012
FY 2013
FY 2014
FY 2015
FY 2016
FY 2017
FY 2018
FY 2019
Charges & Fees

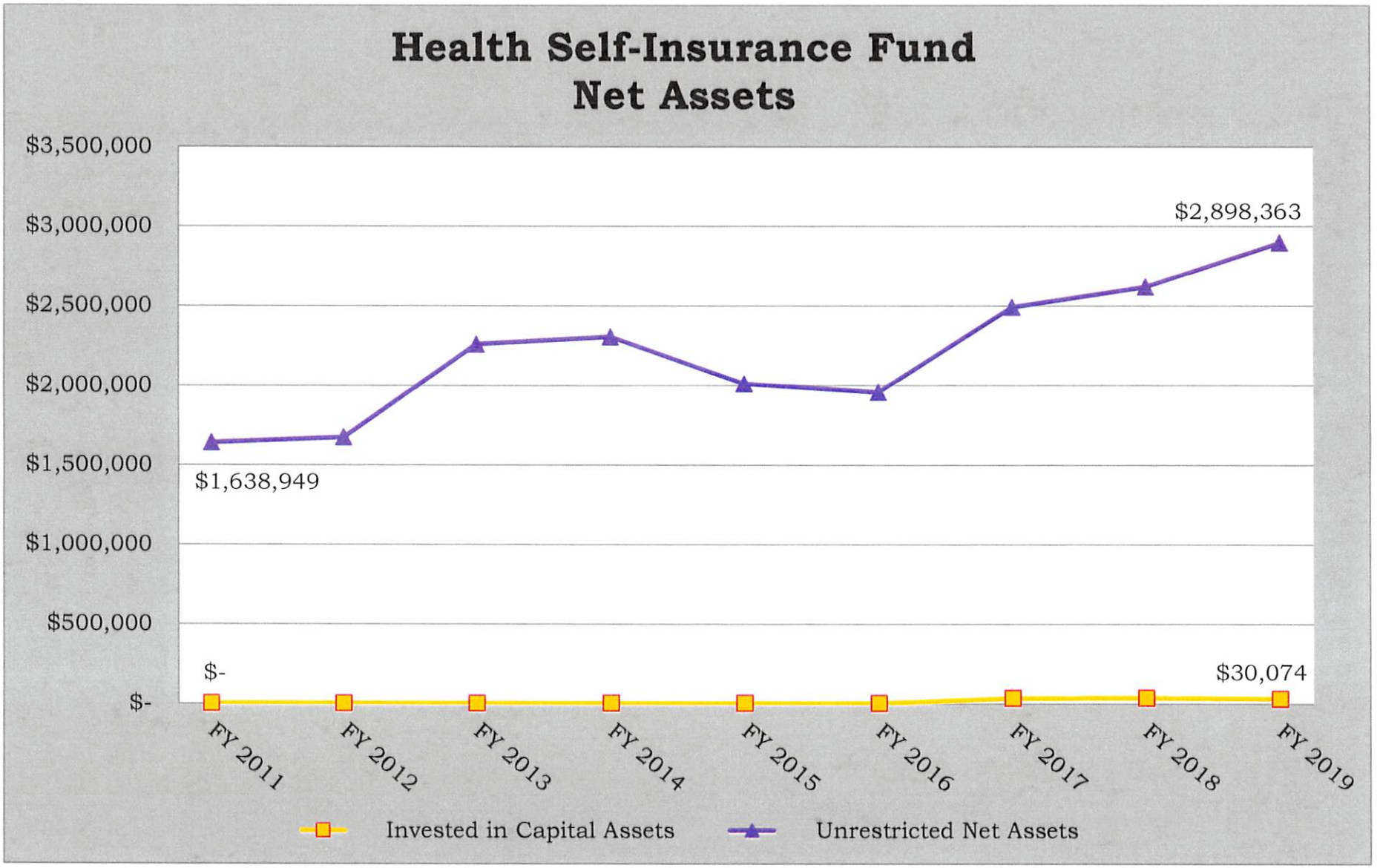
Health Self-Insurance Fund
Net Assets
$3,500,000
$3,000,000
$2,500,000
$2,000,000
$1,500,000
$1,000,000
$500,000
$-
$2,898,363
$1,638,949
$-
$30,074
FY 2011
FY 2012
FY 2013
FY 2014
FY 2015
FY 2016
FY 2017
FY 2018
FY 2019
Invested in Capital Assets
Unrestricted Net Assets

HEALTH SELF-INSURANCE FUND

FY 2019 BUDGET HIGHLIGHTS

Department Summary:

The Health Self-Insurance Fund is used to account for the payment of premiums on self-insured health insurance coverage. Financing is provided by premiums charged to employees and the employer.

Notable Budget Items:

None

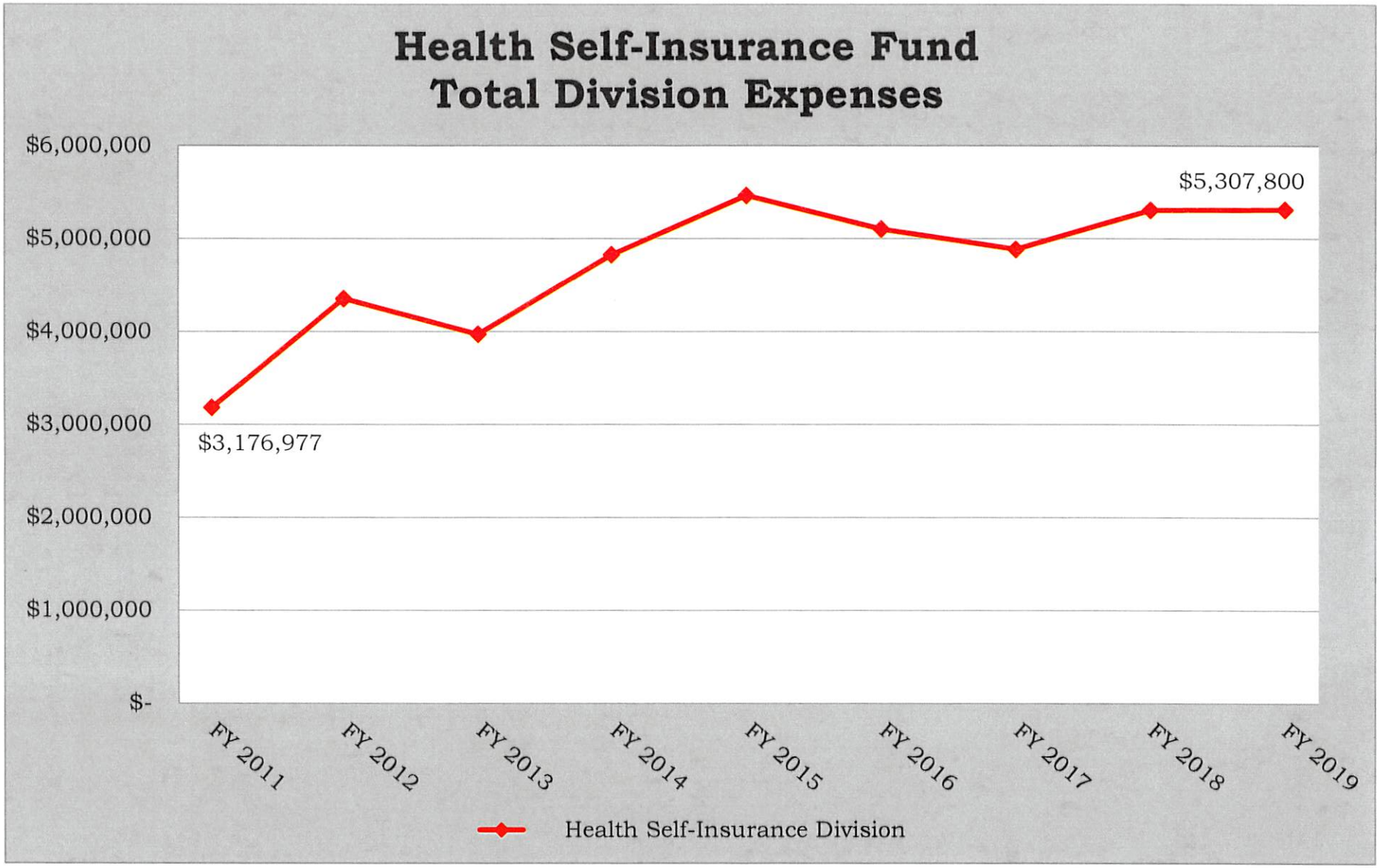
Health Self-Insurance Fund
Total Division Expenses
$6,000,000
$5,000,000
$4,000,000
$3,000,000
$2,000,000
$1,000,000
$-
$3,176,977
$5,307,800
FY 2011
FY 2012
FY 2013
FY 2014
FY 2015
FY 2016
FY 2017
FY 2018
FY 2019
Health Self-Insurance Division

Worker's Compensation Self-Insurance

Fund Balance Projection

	FY 2017 Actuals	FY 2018 Adjusted Budget	FY 2018 Estimated Actuals	FY 2019 Proposed Budget
REVENUES				
Charges & Assessments	$ 867,922	$ 887,191	$ 888,646	$ 654,141
Other Income & Donations	28,858	20,500	23,000	23,000
TOTAL REVENUES	**$ 896,780**	**$ 907,691**	**$ 911,646**	**$ 677,141**
EXPENSES				
Worker's Compensation	$ 683,496	$ 758,276	$ 801,703	$ 806,288
TOTAL EXPENSES	**$ 683,496**	**$ 758,276**	**$ 801,703**	**$ 806,288**
EXCESS REVENUES OVER (UNDER) EXPENSES	**$ 213,284**	**$ 149,415**	**$ 109,943**	**$ (129,147)**
OTHER FINANCING SOURCES (USES)				
Transfers In	$ -	$ -	$ -	$ -
Transfers Out	-	-	-	-
TOTAL OTHER FINANCING SOURCES (USES)	$ -	$ -	$ -	$ -
NET CHANGE IN NET ASSETS	**$ 213,284**	**$ 149,415**	**$ 109,943**	**$ (129,147)**
NET ASSETS, BEGINNING OF YEAR	**$ 2,469,910**	**$ 2,683,194**	**$ 2,683,194**	**$ 2,793,137**
NET ASSETS, END OF YEAR	**$ 2,683,194**	**$ 2,832,609**	**$ 2,793,137**	**$ 2,663,990**
NET ASSETS SUMMARY:				
Reserved Fund Balance	$ -	$ -	$ -	$ -
Unrestricted Fund Balance	2,683,194	2,832,609	2,793,137	2,663,990
TOTAL NET ASSETS SUMMARY	**$ 2,683,194**	**$ 2,832,609**	**$ 2,793,137**	**$ 2,663,990**

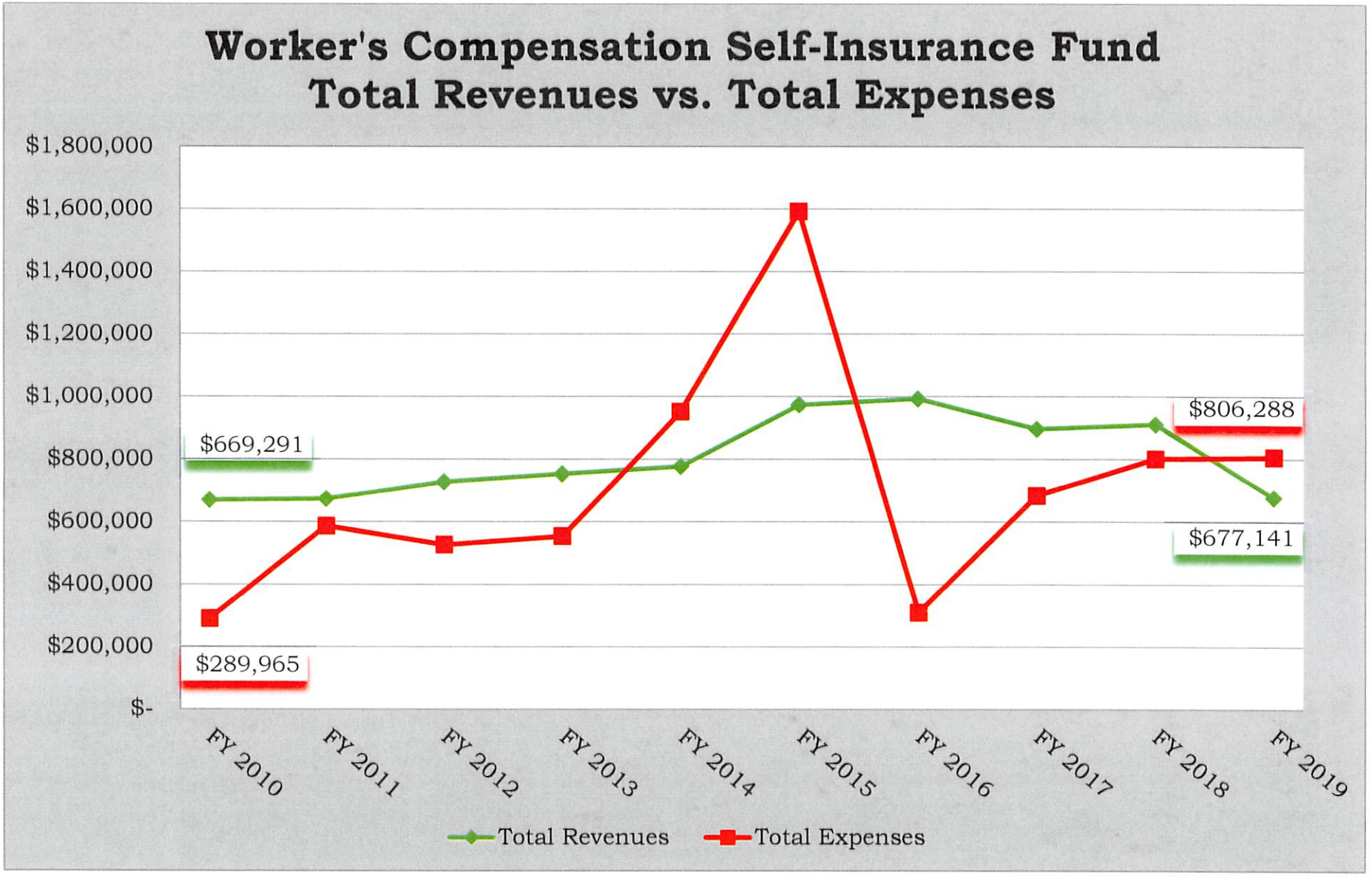
Worker's Compensation Self-Insurance Fund
Total Revenues vs. Total Expenses
$1,800,000
$1,600,000
$1,400,000
$1,200,000
$1,000,000
$800,000
$600,000
$400,000
$200,000
$-
$669,291
$806,288
$677,141
$289,965
FY 2010
FY 2011
FY 2012
FY 2013
FY 2014
FY 2015
FY 2016
FY 2017
FY 2018
FY 2019
Total Revenues
Total Expenses

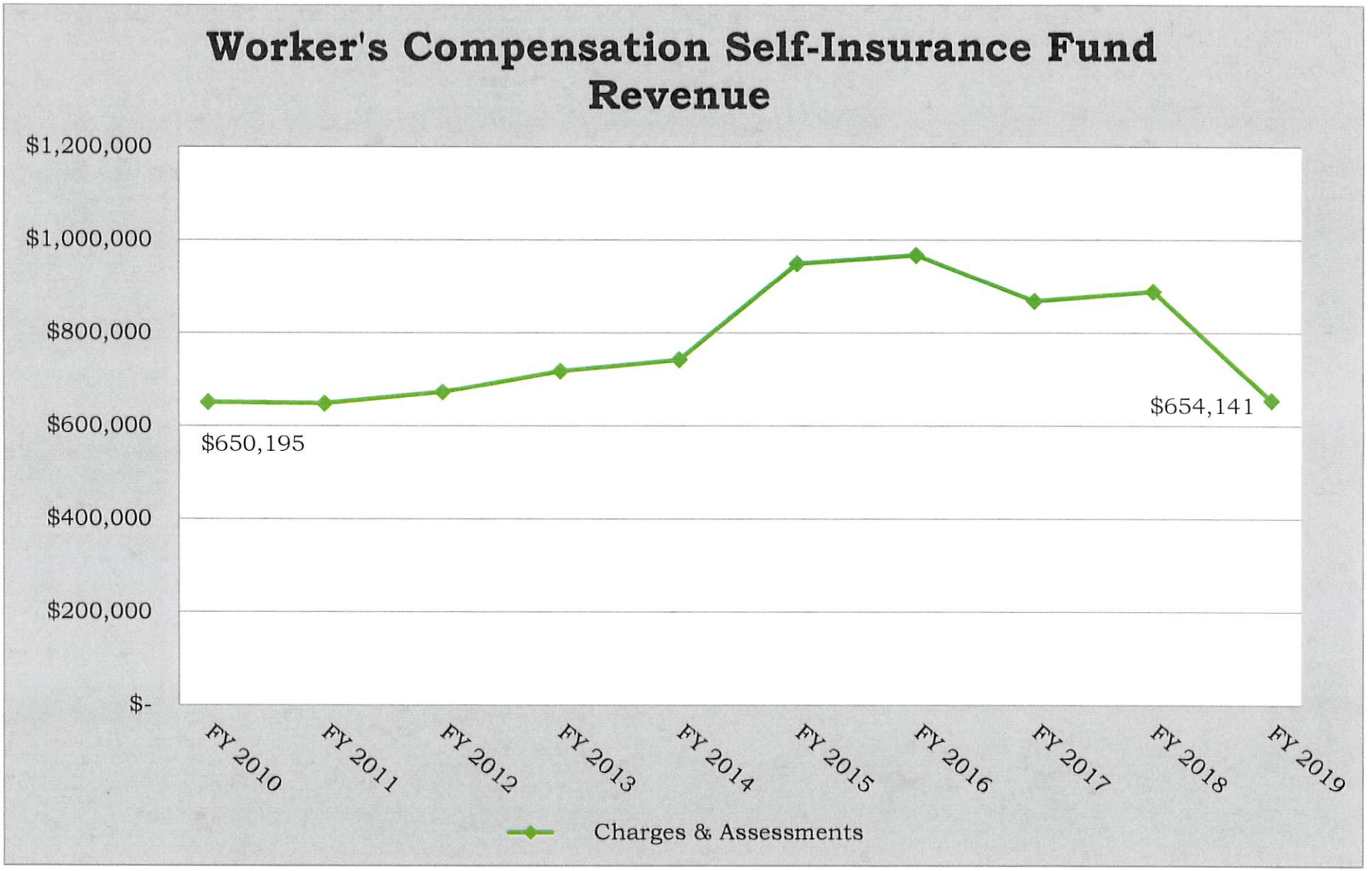
Worker's Compensation Self-Insurance Fund Revenue
$1,200,000
$1,000,000
$800,000
$600,000
$400,000
$200,000
$-
$650,195
$654,141
FY 2010
FY 2011
FY 2012
FY 2013
FY 2014
FY 2015
FY 2016
FY 2017
FY 2018
FY 2019
Charges & Assessments

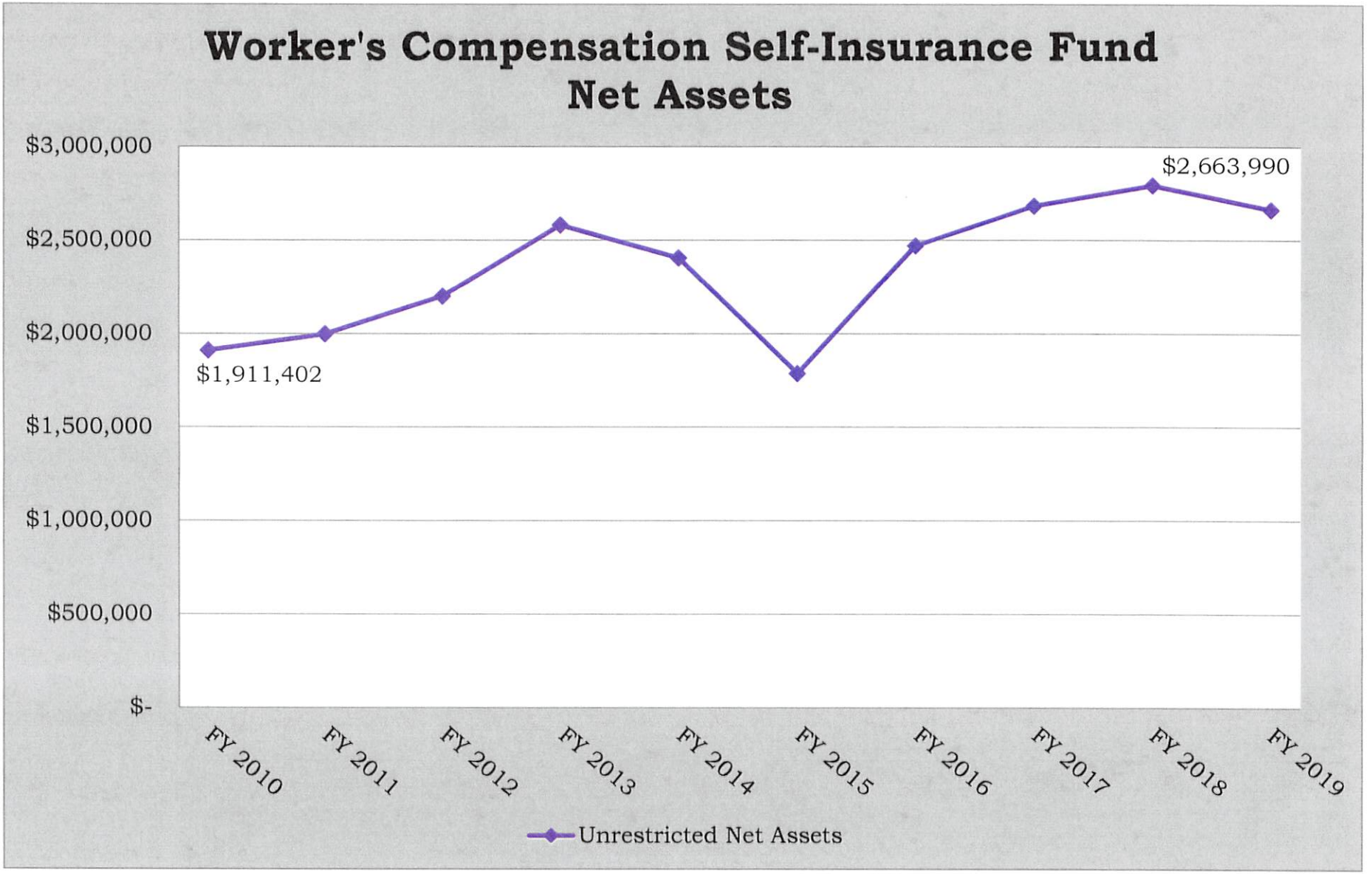
Worker's Compensation Self-Insurance Fund
Net Assets
$3,000,000
$2,500,000
$2,000,000
$1,500,000
$1,000,000
$500,000
$-
$1,911,402
$2,663,990
FY 2010
FY 2011
FY 2012
FY 2013
FY 2014
FY 2015
FY 2016
FY 2017
FY 2018
FY 2019
Unrestricted Net Assets

WORKER'S COMPENSATION SELF-INSURANCE FUND

FY 2019 BUDGET HIGHLIGHTS

Department Summary:

The Worker's Compensation Self-Insurance Fund is used to account for the payment of premiums on workers' compensation insurance policies and any self-insured retention on losses. Financing is provided from assessed charges established by the current third party administrator based on levels of risk and history of claims paid.

Notable Budget Items:

None

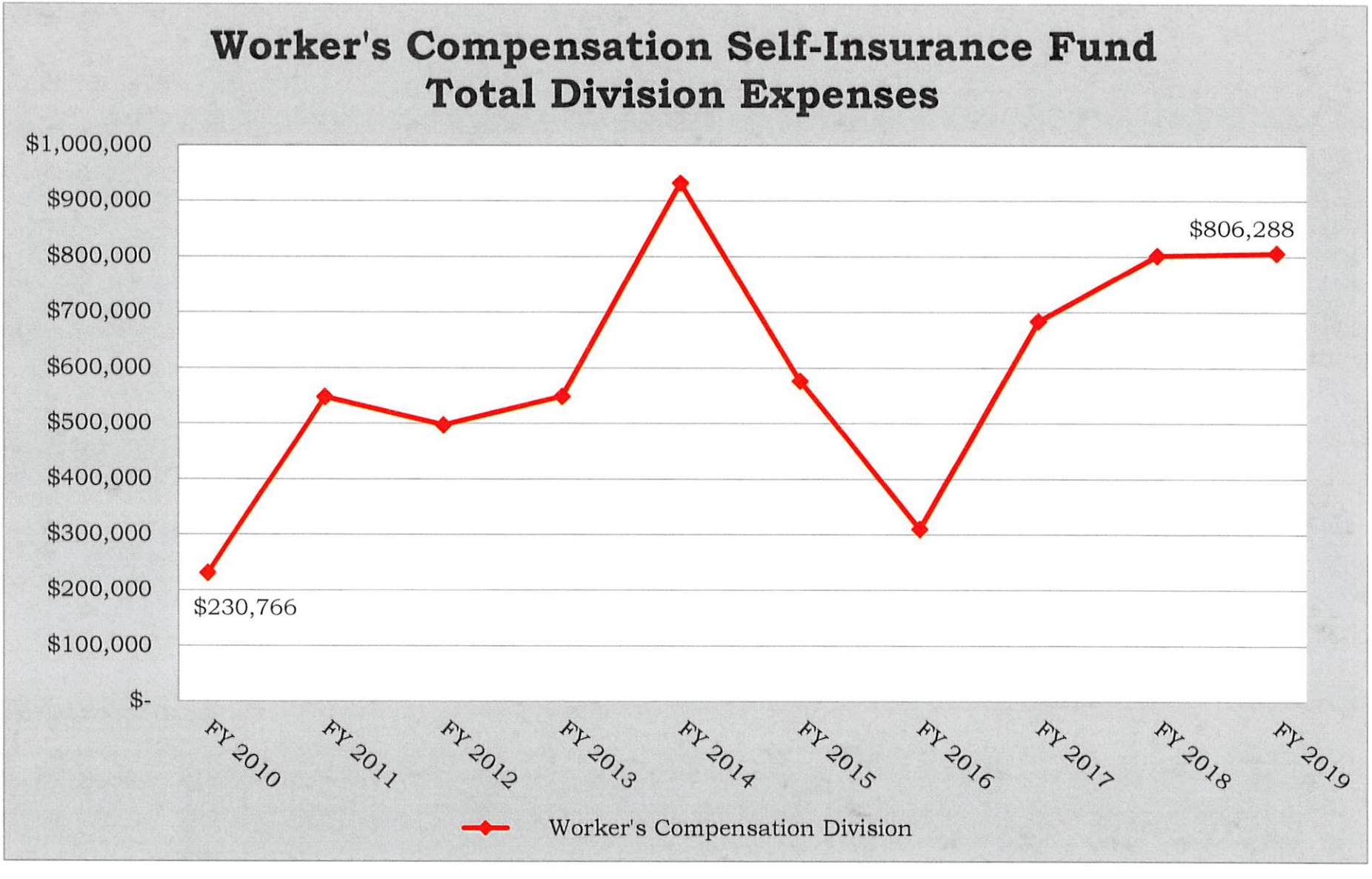
Worker's Compensation Self-Insurance Fund
Total Division Expenses
$1,000,000
$900,000
$800,000
$700,000
$600,000
$500,000
$400,000
$300,000
$200,000
$100,000
$-
$806,288
$230,766
FY 2010
FY 2011
FY 2012
FY 2013
FY 2014
FY 2015
FY 2016
FY 2017
FY 2018
FY 2019
Worker's Compensation Division

Liability & Property Self-Insurance

Fund Balance Projection

	FY 2017 Actuals	FY 2018 Adjusted Budget	FY 2018 Estimated Actuals	FY 2019 Proposed Budget
REVENUES				
Charges & Assessments	$ 1,341,003	$ 1,049,793	$ 1,049,793	$ 1,185,979
Other Income & Donations	2	-	-	-
TOTAL REVENUES	**$ 1,341,005**	**$ 1,049,793**	**$ 1,049,793**	**$ 1,185,979**
EXPENSES				
Risk Management Administration	$ 969,513	$ 1,090,326	$ 1,170,326	$ 1,171,798
TOTAL EXPENSES	**$ 969,513**	**$ 1,090,326**	**$ 1,170,326**	**$ 1,171,798**
EXCESS REVENUES OVER (UNDER) EXPENSES	**$ 371,492**	**$ (40,533)**	**$ (120,533)**	**$ 14,181**
OTHER FINANCING SOURCES (USES)				
Transfers In	$ -	$ -	$ -	$ -
Transfers Out	-	-	-	-
TOTAL OTHER FINANCING SOURCES (USES)	**$ -**	**$ -**	**$ -**	**$ -**
NET CHANGE IN NET ASSETS	**$ 371,492**	**$ (40,533)**	**$ (120,533)**	**$ 14,181**
NET ASSETS, BEGINNING OF YEAR	**$ 793,995**	**$ 1,165,487**	**$ 1,165,487**	**$ 1,044,954**
NET ASSETS, END OF YEAR	**$ 1,165,487**	**$ 1,124,954**	**$ 1,044,954**	**$ 1,059,135**
NET ASSETS SUMMARY:				
Reserved Fund Balance	$ -	$ -	$ -	$ -
Unrestricted Fund Balance	1,165,487	1,124,954	1,044,954	1,059,135
TOTAL NET ASSETS SUMMARY	**$ 1,165,487**	**$ 1,124,954**	**$ 1,044,954**	**$ 1,059,135**

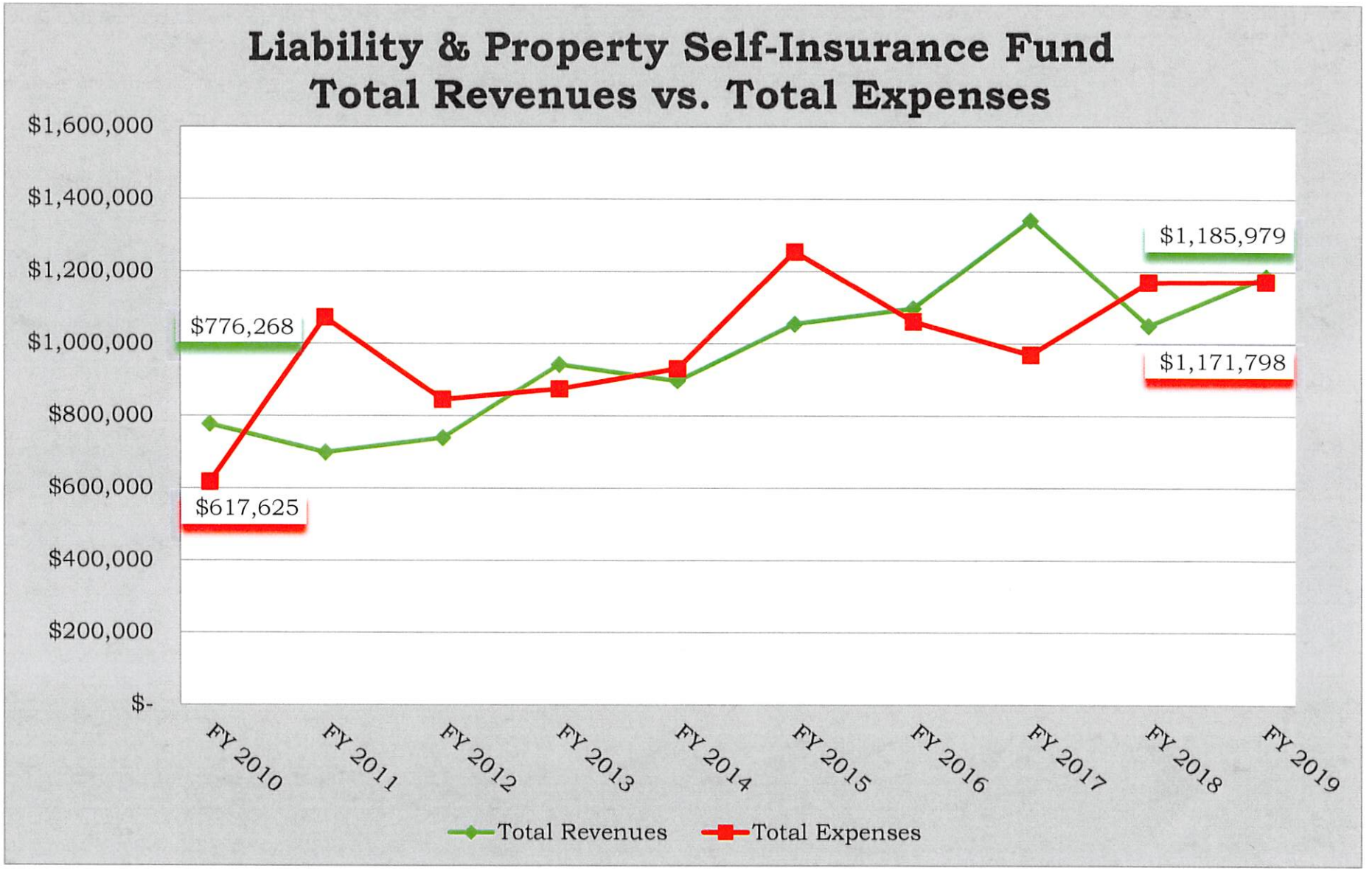
Liability & Property Self-Insurance Fund
Total Revenues vs. Total Expenses
$1,600,000
$1,400,000
$1,200,000
$1,000,000
$800,000
$600,000
$400,000
$200,000
$-
$776,268
$617,625
$1,185,979
$1,171,798
FY 2010
FY 2011
FY 2012
FY 2013
FY 2014
FY 2015
FY 2016
FY 2017
FY 2018
FY 2019
Total Revenues
Total Expenses

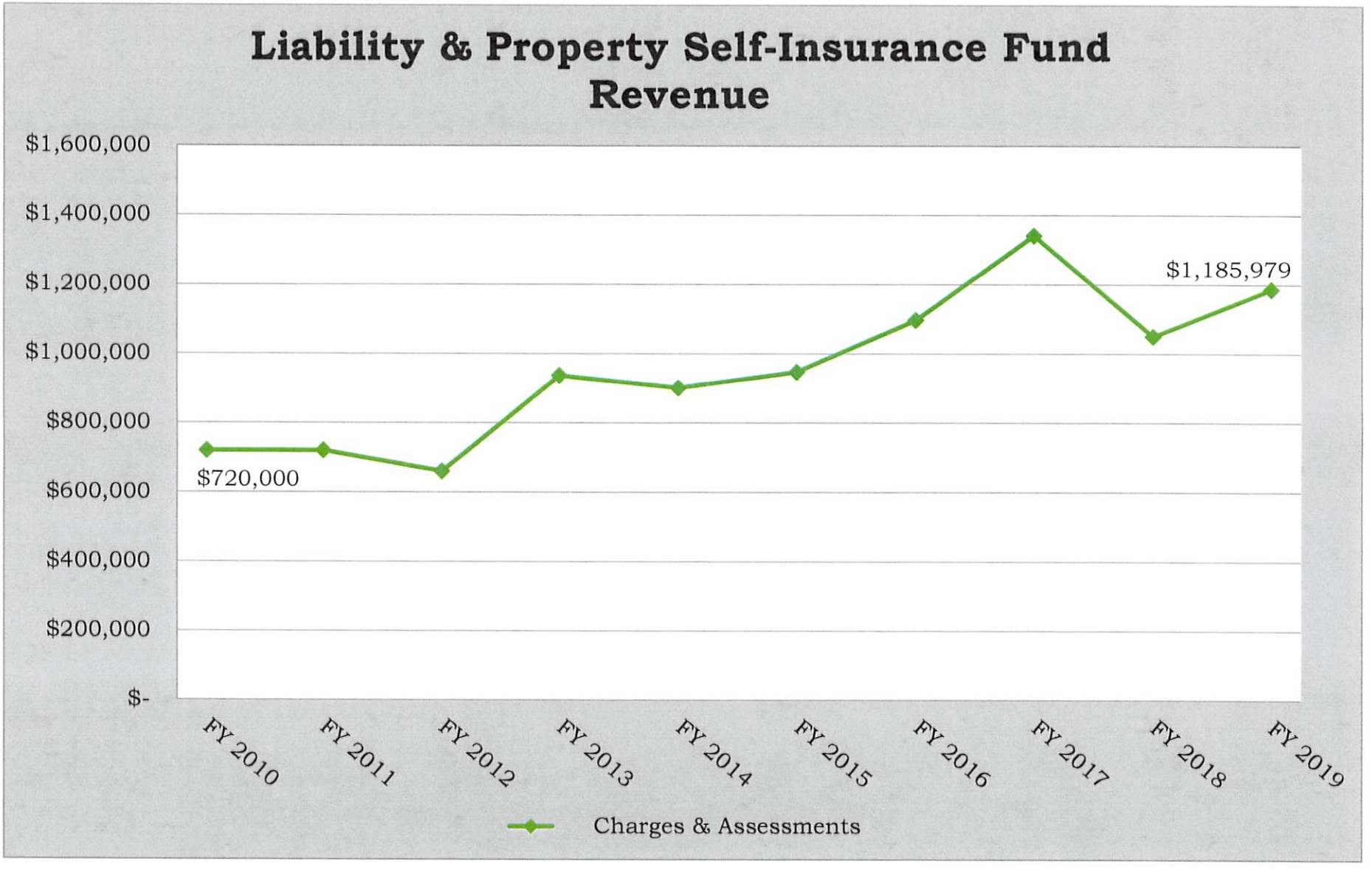
Liability & Property Self-Insurance Fund Revenue
$1,600,000
$1,400,000
$1,200,000
$1,000,000
$800,000
$600,000
$400,000
$200,000
$-
$720,000
$1,185,979
FY 2010
FY 2011
FY 2012
FY 2013
FY 2014
FY 2015
FY 2016
FY 2017
FY 2018
FY 2019
Charges & Assessments

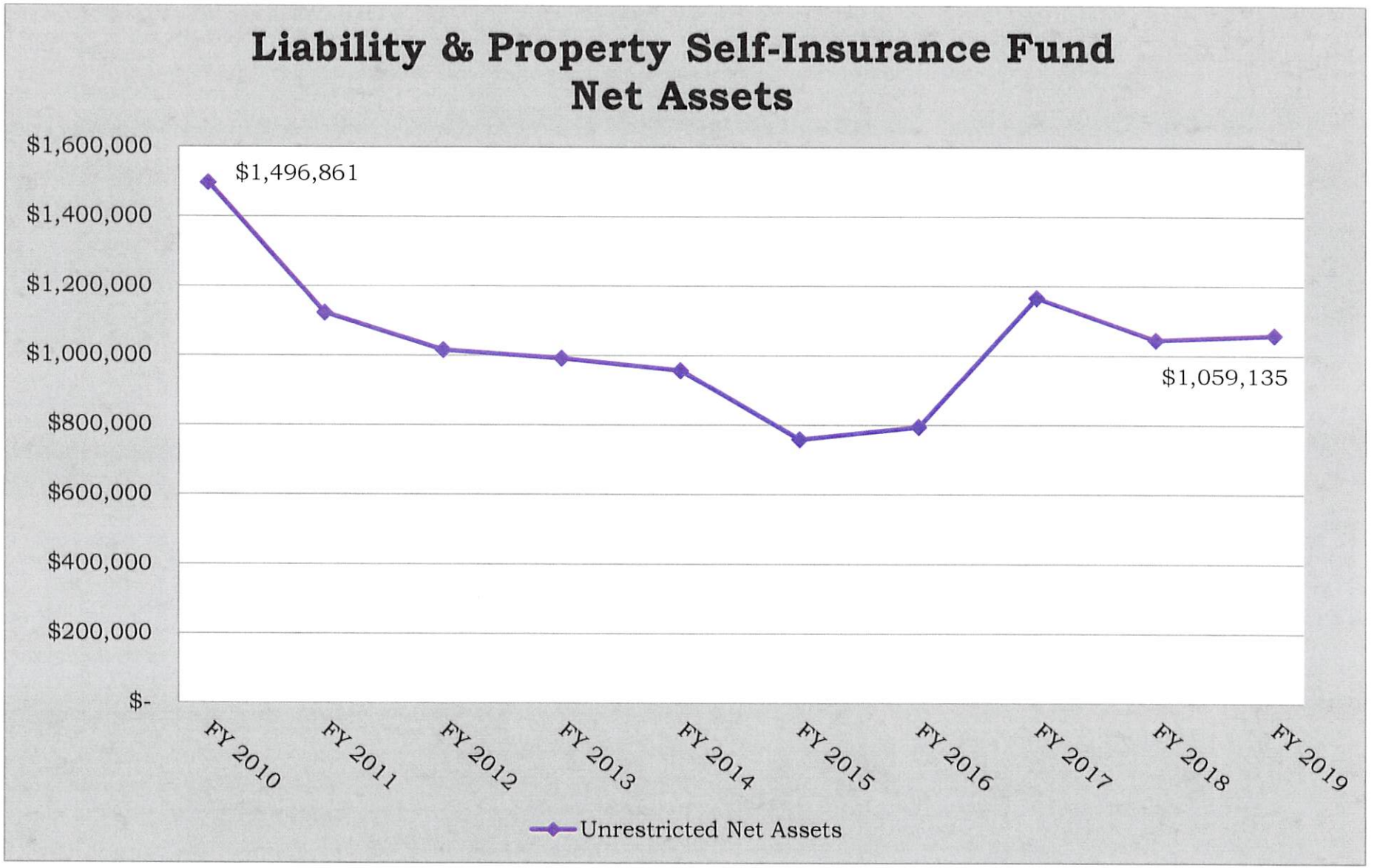
Liability & Property Self-Insurance Fund
Net Assets
$1,600,000
$1,400,000
$1,200,000
$1,000,000
$800,000
$600,000
$400,000
$200,000
$-
$1,496,861
$1,059,135
FY 2010
FY 2011
FY 2012
FY 2013
FY 2014
FY 2015
FY 2016
FY 2017
FY 2018
FY 2019
Unrestricted Net Assets

LIABILITY SELF-INSURANCE FUND

FY 2019 BUDGET HIGHLIGHTS

Department Summary:

The Liability Self-Insurance Fund is used to account for the payment of premiums on liability and property insurance policies and self-insured retention on losses. Financing is provided from assessed charges to other departments based on the number of employees, the square footage of buildings and vehicles.

Notable Budget Items:

None

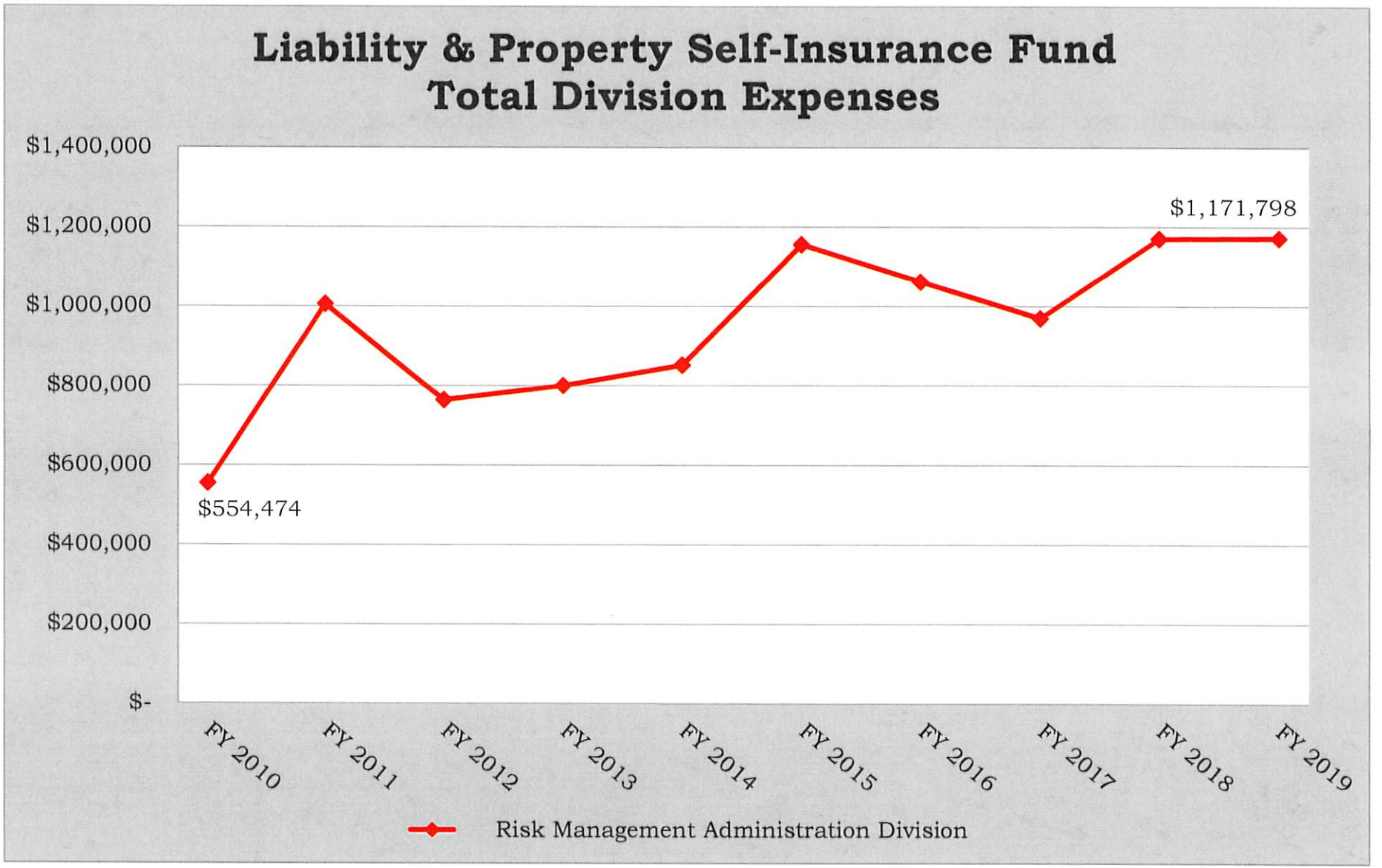
Liability & Property Self-Insurance Fund
Total Division Expenses
$1,400,000
$1,200,000
$1,000,000
$800,000
$600,000
$400,000
$200,000
$-
$554,474
$1,171,798
FY 2010
FY 2011
FY 2012
FY 2013
FY 2014
FY 2015
FY 2016
FY 2017
FY 2018
FY 2019
Risk Management Administration Division

Emergency Communications

Fund Balance Projection

	FY 2017 Actuals	FY 2018 Adjusted Budget	FY 2018 Estimated Actuals	FY 2019 Proposed Budget
REVENUES				
Licenses & Permits	$ -	$ -	$ -	$ -
Service Charges & User Fees	2,091,370	2,018,695	2,022,821	1,827,045
Other Income & Donations	25	-	-	-
Federal Grants	-	-	-	-
TOTAL REVENUES	**$ 2,091,395**	**$ 2,018,695**	**$ 2,022,821**	**$ 1,827,045**
EXPENSES				
Communications Dispatch Services	$ 1,175,583	$ 1,544,770	$ 1,343,254	$ 1,329,597
Communications Radio Services	290,657	489,943	477,743	472,979
(Less Fixed Assets)	-	(100,266)	(94,701)	(90,510)
TOTAL EXPENSES	**$ 1,466,240**	**$ 1,934,447**	**$ 1,726,296**	**$ 1,712,066**
EXCESS REVENUES OVER (UNDER) EXPENSES	**$ 625,155**	**$ 84,248**	**$ 296,525**	**$ 114,979**
OTHER FINANCING SOURCES (USES)				
Transfers In	$ -	$ -	$ -	$ -
Transfers Out	(94,213)	(91,439)	(91,439)	(95,095)
TOTAL OTHER FINANCING SOURCES (USES)	**$ (94,213)**	**$ (91,439)**	**$ (91,439)**	**$ (95,095)**
NET CHANGE IN NET ASSETS	**$ 530,942**	**$ (7,191)**	**$ 205,086**	**$ 19,884**
NET ASSETS, BEGINNING OF YEAR	**$ 847,401**	**$ 1,378,343**	**$ 1,378,343**	**$ 1,583,429**
NET ASSETS, END OF YEAR	**$ 1,378,343**	**$ 1,371,152**	**$ 1,583,429**	**$ 1,603,313**
NET ASSETS SUMMARY:				
Invested in Capital Assets	$ 1,370,836	$ 1,021,102	$ 1,215,537	$ 1,056,047
Unrestricted Net Assets	7,507	350,050	367,892	547,266
TOTAL NET ASSETS SUMMARY	**$ 1,378,343**	**$ 1,371,152**	**$ 1,583,429**	**$ 1,603,313**

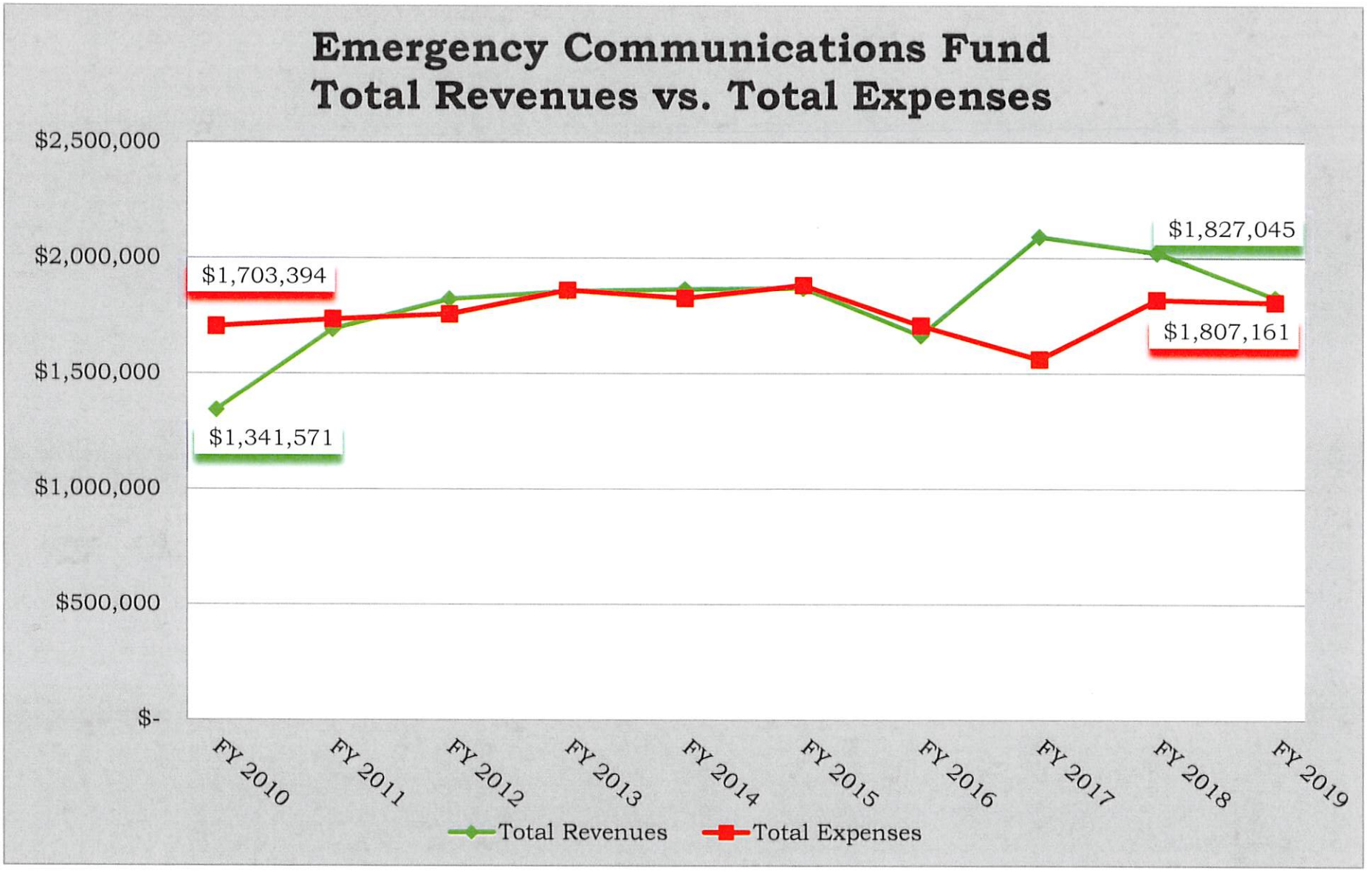
Emergency Communications Fund
Total Revenues vs. Total Expenses
$2,500,000
$2,000,000
$1,500,000
$1,000,000
$500,000
$-
$1,703,394
$1,341,571
$1,827,045
$1,807,161
FY 2010
FY 2011
FY 2012
FY 2013
FY 2014
FY 2015
FY 2016
FY 2017
FY 2018
FY 2019
Total Revenues
Total Expenses

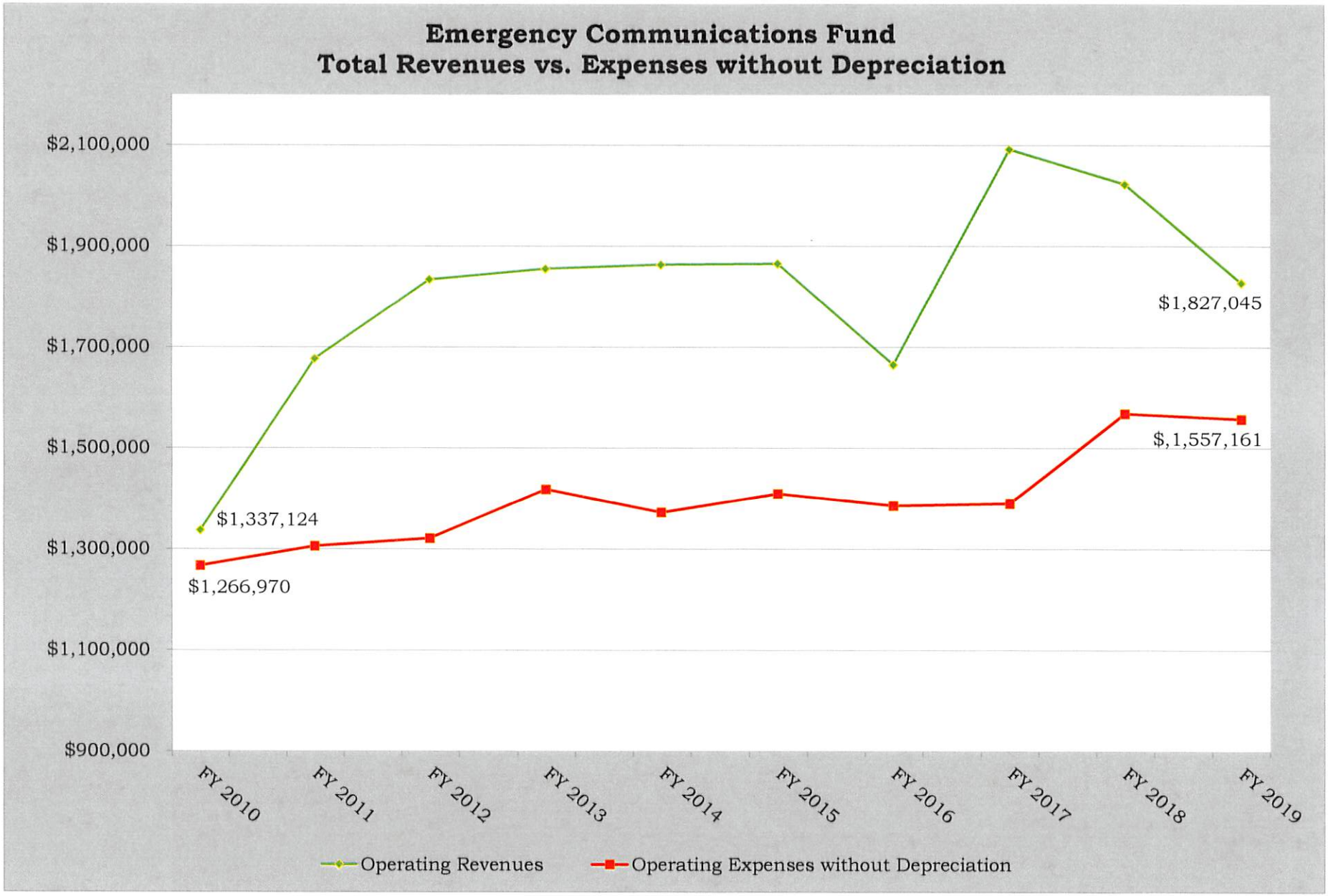
Emergency Communications Fund
Total Revenues vs. Expenses without Depreciation
$2,100,000
$1,900,000
$1,700,000
$1,500,000
$1,300,000
$1,100,000
$900,000
$1,827,045
$,1,557,161
$1,337,124
$1,266,970
FY 2010
FY 2011
FY 2012
FY 2013
FY 2014
FY 2015
FY 2016
FY 2017
FY 2018
FY 2019
Operating Revenues
Operating Expenses without Depreciation

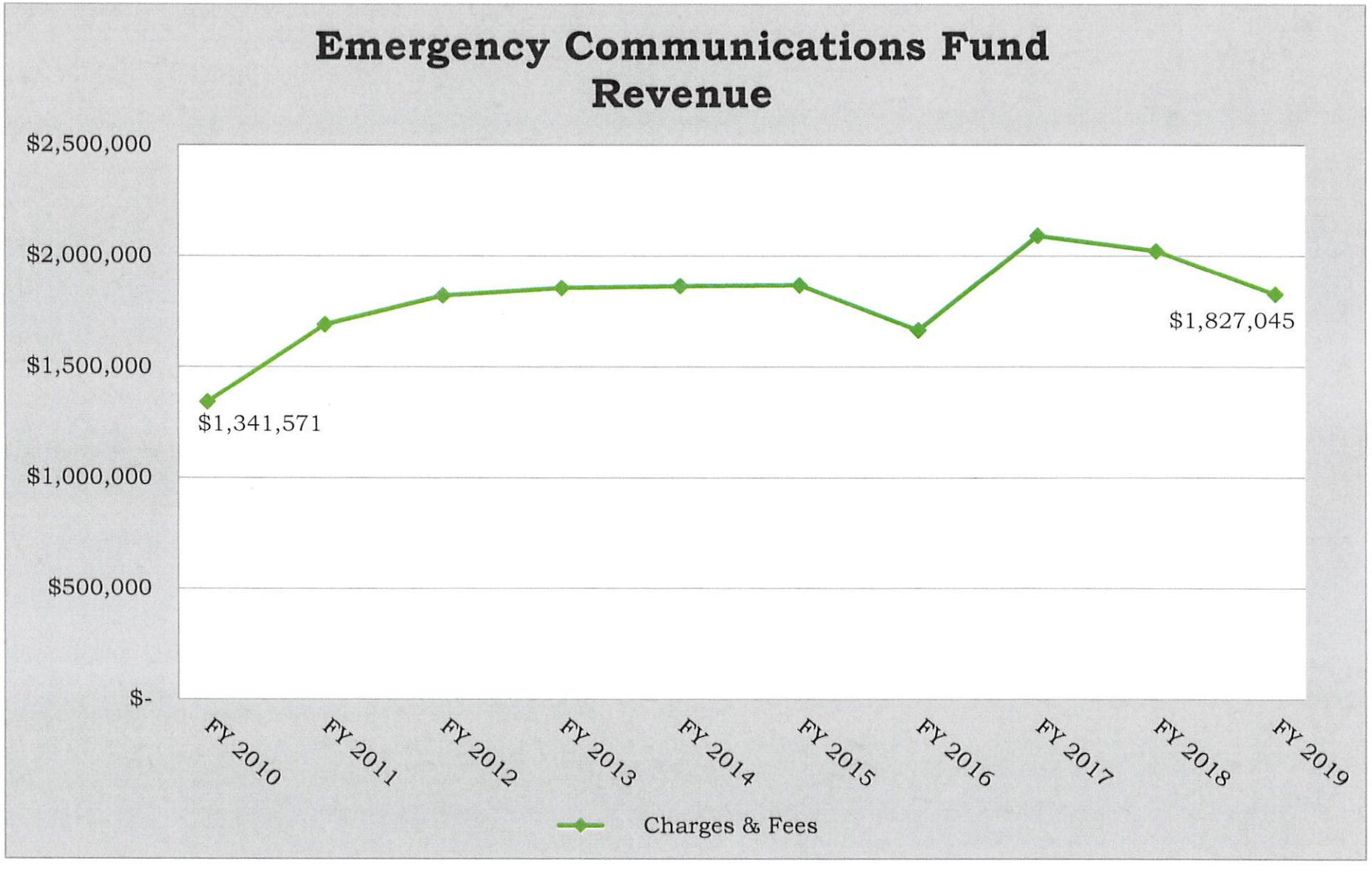
Emergency Communications Fund
Revenue
$2,500,000
$2,000,000
$1,500,000
$1,000,000
$500,000
$-
$1,341,571
$1,827,045
FY 2010
FY 2011
FY 2012
FY 2013
FY 2014
FY 2015
FY 2016
FY 2017
FY 2018
FY 2019
Charges & Fees

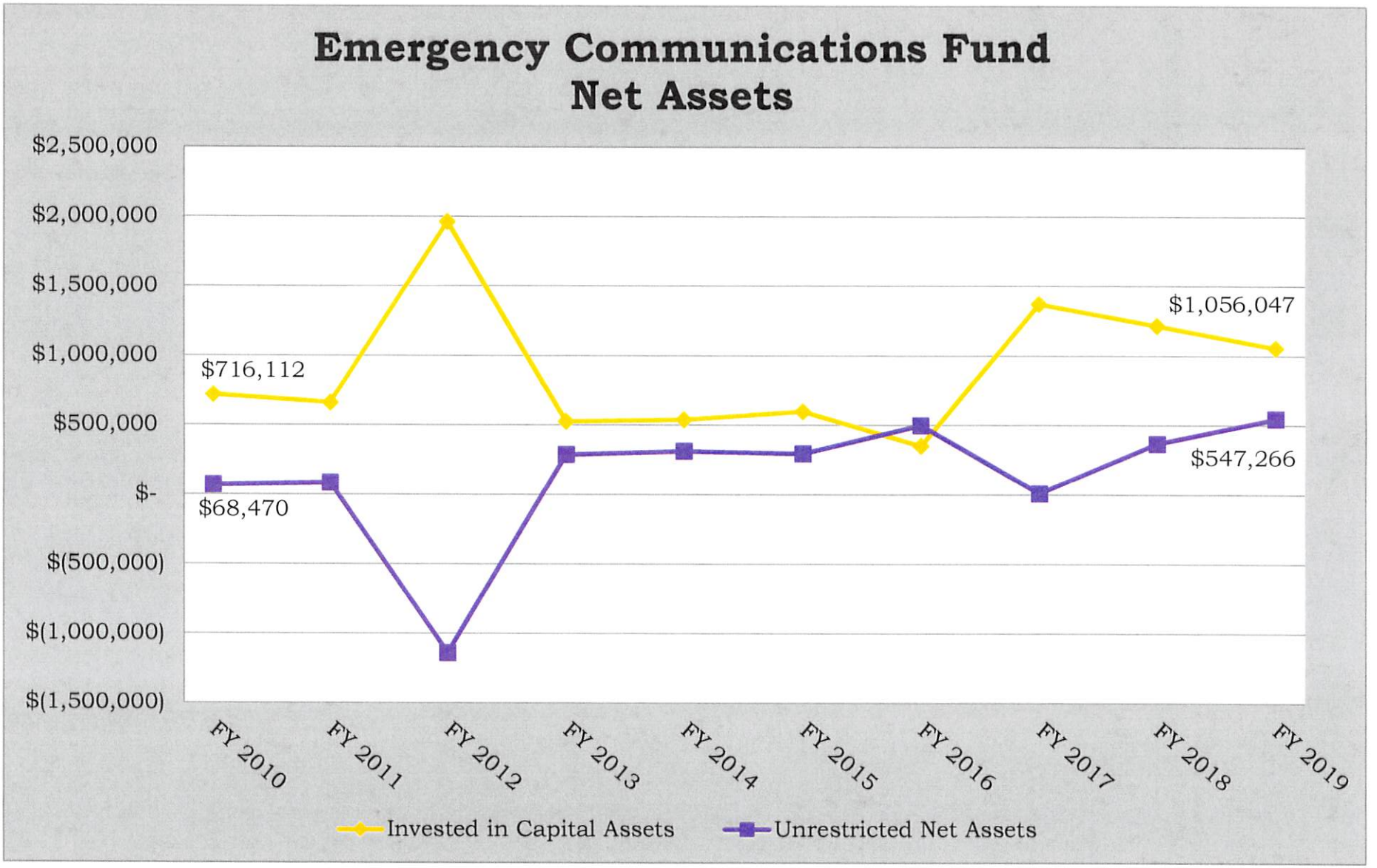
Emergency Communications Fund
Net Assets
$2,500,000
$2,000,000
$1,500,000
$1,000,000
$500,000
$-
$(500,000)
$(1,000,000)
$(1,500,000)
$716,112
$68,470
$1,056,047
$547,266
FY 2010
FY 2011
FY 2012
FY 2013
FY 2014
FY 2015
FY 2016
FY 2017
FY 2018
FY 2019
Invested in Capital Assets
Unrestricted Net Assets

EMERGENCY COMMUNICATIONS FUND

FY 2019 BUDGET HIGHLIGHTS

Department Summary:

Dispatch services and radio services makes up the emergency communications fund. Joplin dispatchers handle all incoming emergency calls for police and fire. The radio technicians are responsible for installing and maintaining the radio system, installing emergency equipment in police vehicles, and maintaining the tower site infrastructure, as well as the fire alerting systems. Dispatch Services and Radio Services are the divisions in the emergency communications fund.

Performance Indicators:

Description	2008	2009	2010	2011	2012	2013	2014	2015	2016	2017
Total Calls for Service	79,189	85,594	96,356	107,687	96,204	96,888	97,867	92,732	89,841	86,728

Notable Budget Items:

Operational Items:

- $1,100 Dispatch Services: In Small Office Furnishings-2 Replacement 55" Monitors to display security cameras at the Public Safety Training Center and the Justice Center

Capital Items:

- $3,500 Dispatch Services-Replacement High-End Computer (2)
- $6,760 Dispatch Services-Comtech E-Media Text-to-911 Software
- $58,500 Radio Services-Replacement APX6000 Portable Radio (15)

- $14,000 Radio Services-Replacement APX7000 Portable Radio (2)
- $6,900 Radio Services-Mobile APX1500 Radio (3)
- $850 Radio Services-Replacement Computer

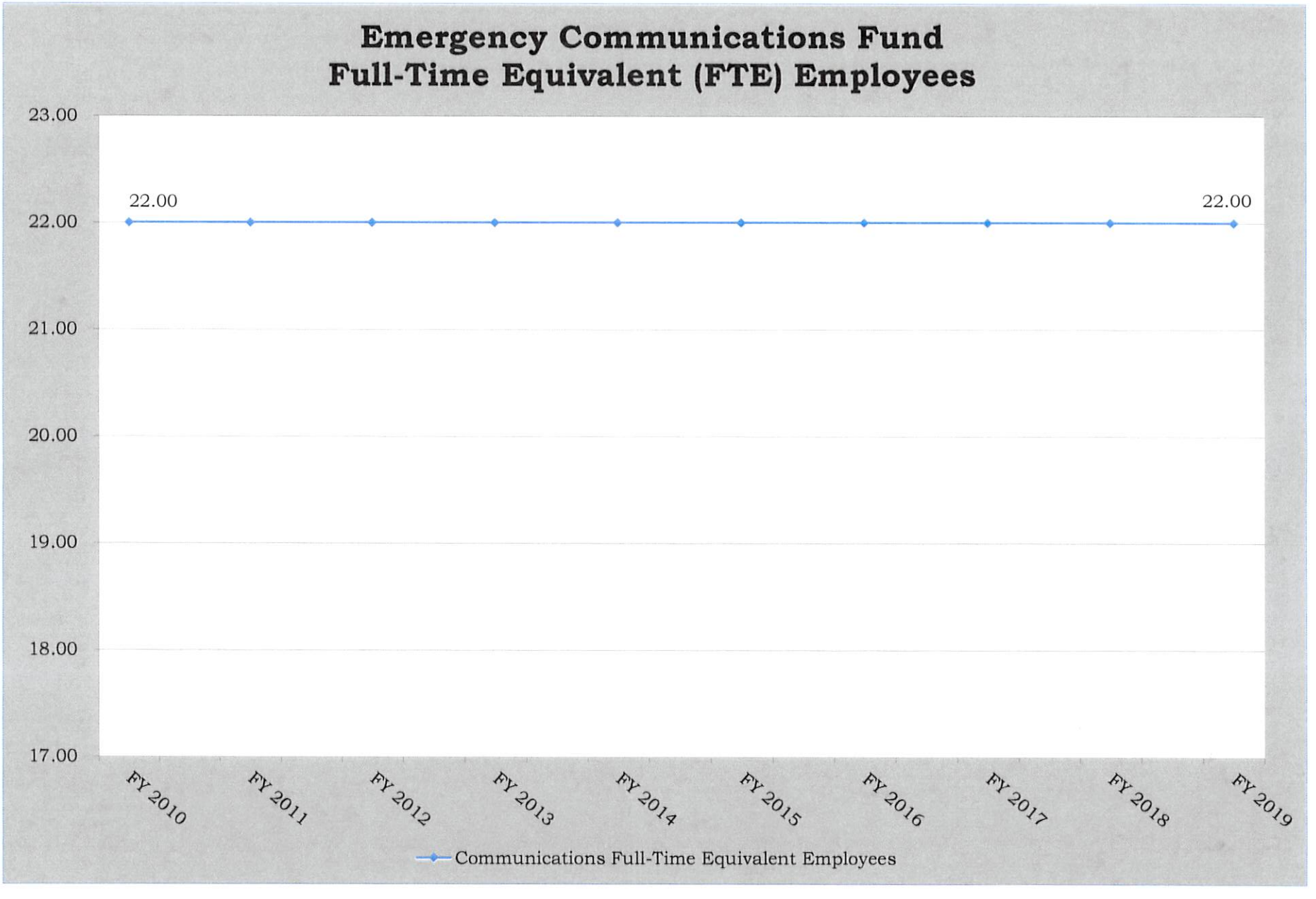
Emergency Communications Fund
Full-Time Equivalent (FTE) Employees
23.00
22.00
21.00
20.00
19.00
18.00
17.00
22.00
22.00
FY 2010
FY 2011
FY 2012
FY 2013
FY 2014
FY 2015
FY 2016
FY 2017
FY 2018
FY 2019
Communications Full-Time Equivalent Employees

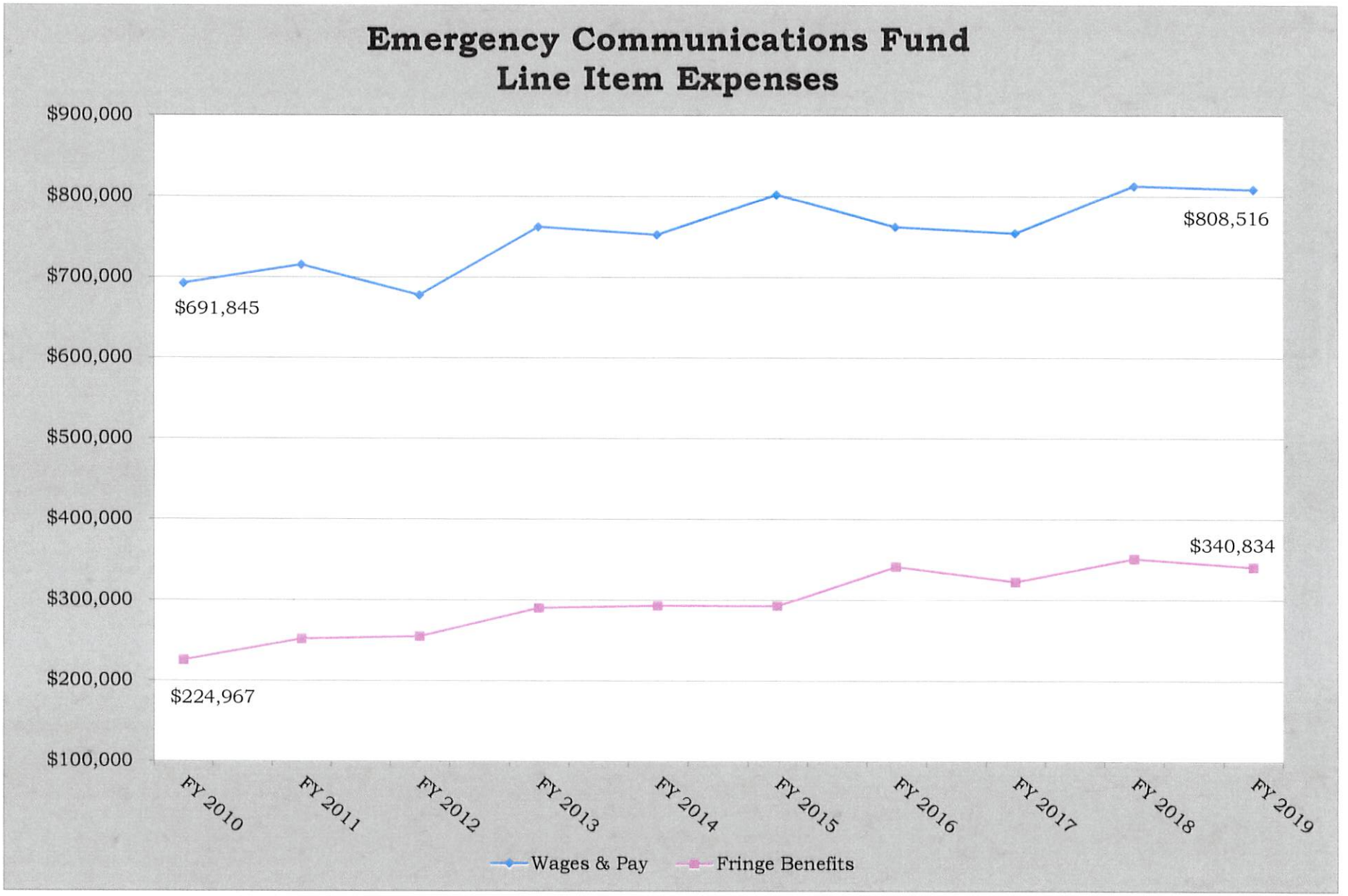
Emergency Communications Fund
Line Item Expenses
$900,000
$800,000
$700,000
$600,000
$500,000
$400,000
$300,000
$200,000
$100,000
$691,845
$808,516
$224,967
$340,834
FY 2010
FY 2011
FY 2012
FY 2013
FY 2014
FY 2015
FY 2016
FY 2017
FY 2018
FY 2019
Wages & Pay
Fringe Benefits

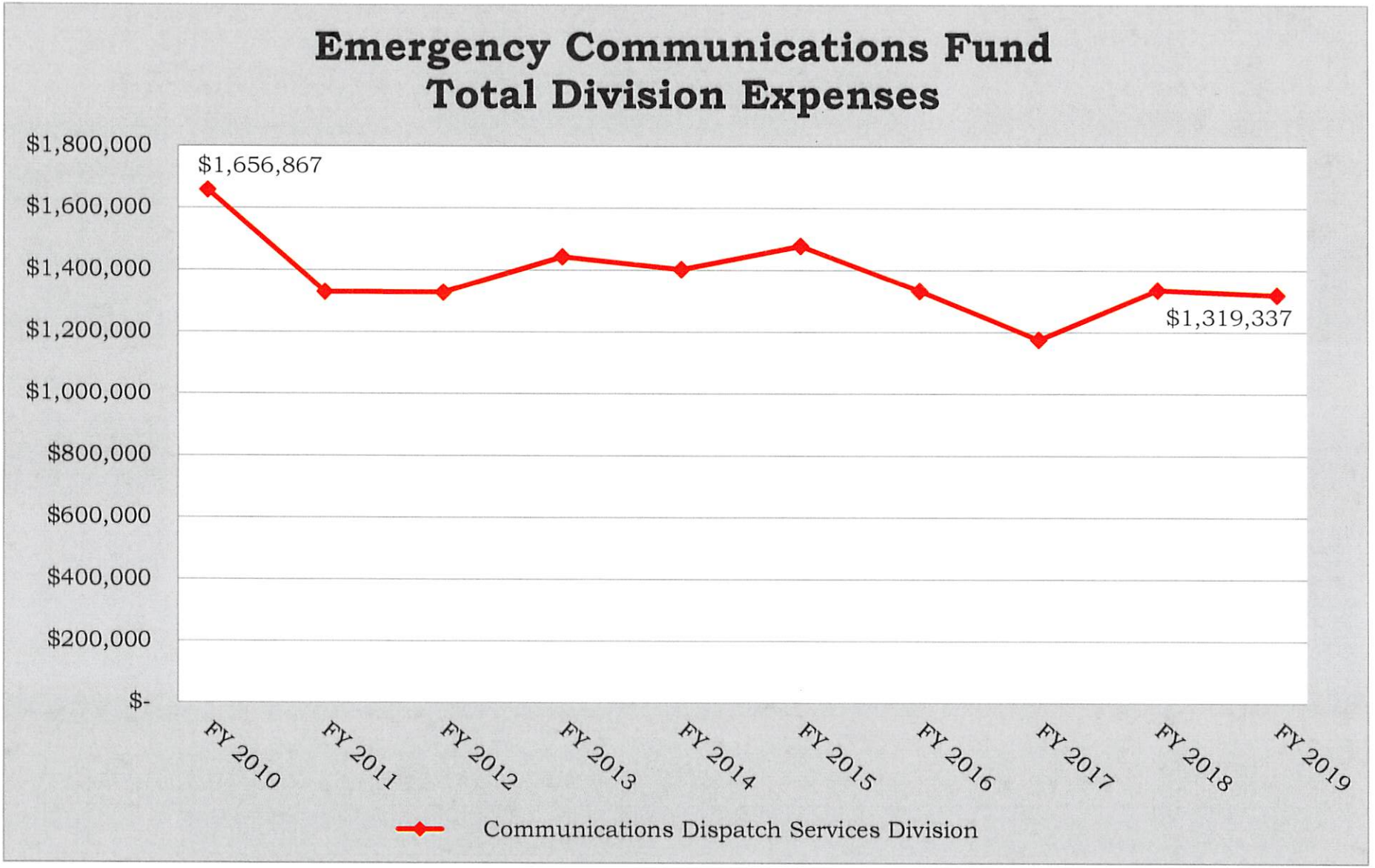
Emergency Communications Fund
Total Division Expenses
$1,800,000
$1,600,000
$1,400,000
$1,200,000
$1,000,000
$800,000
$600,000
$400,000
$200,000
$-
$1,656,867
$1,319,337
FY 2010
FY 2011
FY 2012
FY 2013
FY 2014
FY 2015
FY 2016
FY 2017
FY 2018
FY 2019
Communications Dispatch Services Division

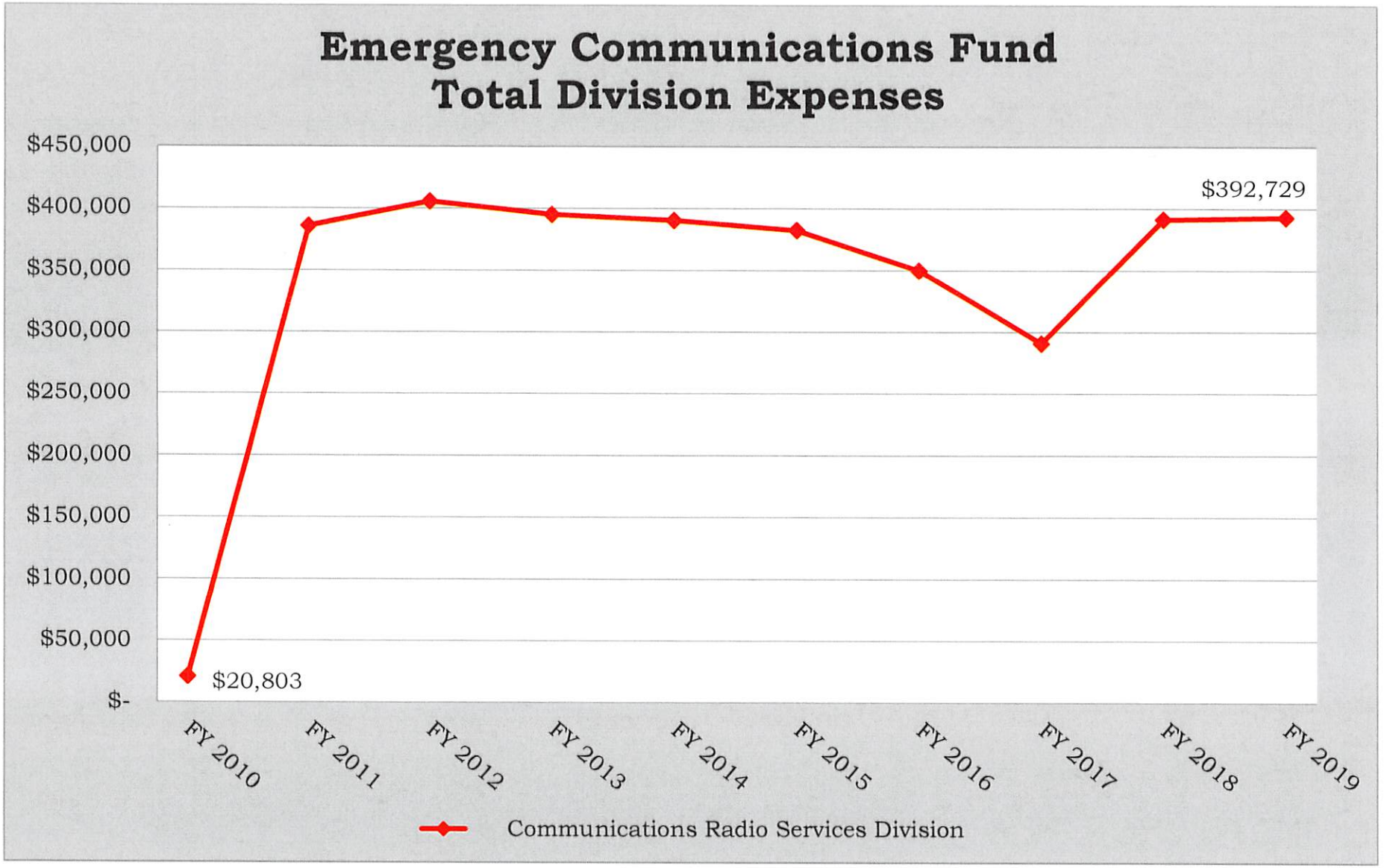
Emergency Communications Fund
Total Division Expenses
$450,000
$400,000
$350,000
$300,000
$250,000
$200,000
$150,000
$100,000
$50,000
$-
$20,803
$392,729
FY 2010
FY 2011
FY 2012
FY 2013
FY 2014
FY 2015
FY 2016
FY 2017
FY 2018
FY 2019
Communications Radio Services Division

Joplin TIF Commission

Fund Balance Projection

	FY 2017 Actuals	FY 2018 Adjusted Budget	FY 2018 Estimated Actuals	FY 2019 Proposed Budget
REVENUES				
Taxes	$ 1,792,764	$ 2,015,000	$ 2,095,000	$ 2,095,000
Other Income & Donations	1,299	2,000	2,000	2,000
TOTAL REVENUES	**$ 1,794,063**	**$ 2,017,000**	**$ 2,097,000**	**$ 2,097,000**
EXPENDITURES				
TIF Projects	$ 112,792	$ 2,116,000	$ 2,130,333	$ 2,113,000
TOTAL EXPENDITURES	**$ 112,792**	**$ 2,116,000**	**$ 2,130,333**	**$ 2,113,000**
EXCESS REVENUES OVER (UNDER) EXPENDITURES	**$ 1,681,271**	**$ (99,000)**	**$ (33,333)**	**$ (16,000)**
OTHER FINANCING SOURCES (USES)				
Transfers In	$ -	$ -	$ -	$ -
Transfers Out	-	-	-	-
TOTAL OTHER FINANCING SOURCES (USES)	**$ -**	**$ -**	**$ -**	**$ -**
NET CHANGE IN FUND BALANCE	**$ 1,681,271**	**$ (99,000)**	**$ (33,333)**	**$ (16,000)**
FUND BALANCE, BEGINNING OF YEAR	**$ 248,557**	**$ 1,929,828**	**$ 1,929,828**	**$ 1,896,495**
FUND BALANCE, END OF YEAR	**$ 1,929,828**	**$ 1,830,828**	**$ 1,896,495**	**$ 1,880,495**
FUND BALANCE SUMMARY:				
Reserved Fund Balance	$ -	$ -	$ -	$ -
Unrestricted Fund Balance	1,929,828	1,830,828	1,896,495	1,880,495
TOTAL FUND BALANCE SUMMARY	**$ 1,929,828**	**$ 1,830,828**	**$ 1,896,495**	**$ 1,880,495**

TIF COMMISSION FUND

FY 2019 BUDGET HIGHLIGHTS

Department Summary:

The TIF Commission Fund is used to account for the accumulation of resources for the reimbursable payments to the developers of Northpark Crossing and 1717 Market Place as set forth in the TIF agreements.

Notable Budget Items:

None

Joplin Redevelopment Corp.

Fund Balance Projection

	FY 2017 Actuals	FY 2018 Adjusted Budget	FY 2018 Estimated Actuals	FY 2019 Proposed Budget
REVENUES				
Taxes	$ 3,457,347	$ 3,245,000	$ 3,742,000	$ 3,750,000
Other Income & Donations	(36,621)	1,000	28,000	27,000
TOTAL REVENUES	**$ 3,420,726**	**$ 3,246,000**	**$ 3,770,000**	**$ 3,777,000**
EXPENDITURES				
JRC Projects	$ 1,174,832	$ 1,396,582	$ 1,236,582	$ 1,236,582
TOTAL EXPENDITURES	**$ 1,174,832**	**$ 1,396,582**	**$ 1,236,582**	**$ 1,236,582**
EXCESS REVENUES OVER (UNDER) EXPENDITURES	**$ 2,245,894**	**$ 1,849,418**	**$ 2,533,418**	**$ 2,540,418**
OTHER FINANCING SOURCES (USES)				
Transfers In	$ -	$ -	$ -	$ -
Transfers Out	(2,128,759)	(499,270)	(499,270)	-
TOTAL OTHER FINANCING SOURCES (USES)	**$ (2,128,759)**	**$ (499,270)**	**$ (499,270)**	**$ -**
NET CHANGE IN FUND BALANCE	**$ 117,135**	**$ 1,350,148**	**$ 2,034,148**	**$ 2,540,418**
FUND BALANCE, BEGINNING OF YEAR	**$ 2,230,713**	**$ 2,347,848**	**$ 2,347,848**	**$ 4,381,996**
FUND BALANCE, END OF YEAR	**$ 2,347,848**	**$ 3,697,996**	**$ 4,381,996**	**$ 6,922,414**
FUND BALANCE SUMMARY:				
Reserved Fund Balance	$ -	$ -	$ -	$ -
Unrestricted Fund Balance	2,347,848	3,697,996	4,381,996	6,922,414
TOTAL FUND BALANCE SUMMARY	**$ 2,347,848**	**$ 3,697,996**	**$ 4,381,996**	**$ 6,922,414**

JOPLIN REDEVELOPMENT CORPORATION FUND

FY 2019 BUDGET HIGHLIGHTS

Department Summary:

The JRC Fund is used to account for activities of acquiring, constructing, maintaining and operating the City's redevelopment plan and TIF Recovery bonds.

Notable Budget Items:

None

CITY OF JOPLIN MISSOURI

Office of the City Manager
602 S. Main Street
Joplin, Missouri 64801
(417) 624-0820 Ext.200
(417) 625-4707 (Fax)

MEMORANDUM

TO: **Mayor Gary Shaw and City Councilors**

FROM: **Sam Anselm, City Manager**

DATE: **September 6, 2018**

RE: **Proposed FY 2019 Budget Issues & Options**

Attached are ISSUES & OPTIONS WORKSHEETS for the budget work sessions beginning Monday evening, September 10th. Discussion using these worksheets should assist you in moving efficiently through the issues in which staff needs guidance.

Issue #1 – Museum Request
Issue #2 – Chamber of Commerce Request
Issue #3 – Joplin Workshops Request
Issue #4 – General Employee Association Request
Issue #5 – Financial Sustainability Report Update

If you have any questions, please call me.

FY 2019 PROPOSED BUDGET
ISSUES & OPTIONS
September 10-12, 2018

ISSUE #1 – MUSEUM REQUEST

A. Consider the request to continue funding the Joplin Museum Complex at a cost of $190,131 (no change).
B. See attachments from the City Manager and from the Joplin Museum Complex.

OPTIONS

1. Accept City Manager recommended funding at a cost of $150,000.
2. Accept Joplin Museum Complex funding request at a cost of $190,131.
2. Other options as developed by City Council.

COUNCIL DIRECTION

Notes:

CITY OF JOPLIN MISSOURI

Office of the City Manager
602 S. Main Street
Joplin, Missouri 64801
(417) 624-0820 Ext.200
(417) 625-4707 (Fax)

MEMORANDUM

TO: Mayor Gary Shaw and City Councilors

FROM: Sam Anselm, City Manager

DATE: September 6, 2018

RE: Museum Request

The City currently subsidizes the Joplin Historical & Mineral Museum in the amount of $190,131.00. Please find enclosed a request for the same funding from Executive Director, Christopher Wiseman. If you will recall this item was included in the Financial Sustainability Report. The item was discussed and tabled for further discussion during Budget Issues & Options.

Here is the information from the Sustainability Report:

OPTION #22: REDUCE MUSEUM SUBSIDY

Explanation: The City provides a subsidy to the museum for their operations, as well as provides the facility and maintenance of the facility. Additionally, the City pays the utilities for the museum.

The museum has received increases in the annual subsidy from the City over the last several years.

FISCAL YEAR	CITY SUBSIDY	OTHER CITY MUSEUM COSTS	TOTAL MUSEUM COSTS	% CHANGE
2008	$148,732	$31,068	$179,800	
2009	$153,193	$50,245	$203,438	13.1%
2010	$178,193	$31,900	$210,093	3.3%
2011	$178,193	$56,631	$234,824	11.8%
2012	$178,193	$32,047	$210,240	-10.5%
2013	$196,012	$34,611	$230,623	9.7%
2014	$196,012	$32,030	$228,042	-1.1%
2015	$196,012	$51,245	$247,257	8.4%
2016	$196,012	$32,150	$228,162	-7.7%
2017	$190,131	$40,244	$230,375	1%

The subsidy has increased from 2008 to 2017 by over $41,000 and the total cost has increased 28.1% over the ten-year period. This does not account for the labor provided by the city for the maintenance of the facility. The cost of utilities and maintenance will increase over time with rate and cost increases.

Proposal: On November 1, the City should cap the subsidy at a flat rate of $150,000 and any increases in museum operations should be covered by the museum.

Explanation of Projected Cost Savings:
This represents immediate savings at the point in time the subsidy is decreased and capped.

OPTION #22 ESTIMATED ANNUAL SAVINGS **$40,000**
This represents the annual savings. The estimated savings will be similar each following year.

Estimated Timeline and Next Steps:

- Implement reduction with adoption of fiscal year 2019 budget

Background

At a work session on January 24, 2011, Council voted to cease granting financial support to non-profit entities in the future. Council also voted to reduce the funding for the Audubon and Downtown Joplin by 20% per year until the financial support for those non-profit entities by the City ended. Furthermore under the Library Lease, the library subsidy from the general fund will decrease proportionately over 10 years until the subsidy ends.

Recommendation

The Joplin Historical & Mineral Museum is an important part of our community providing a valuable service to visitors, as well as to our citizens. However, the general fund of the City continues to face serious financial constraints as expenditures outpace revenues. The City has continued to take various measures in order to balance the budget and move towards long-term financial sustainability. As a result, I recommend the City continue to assist the Museum in the form of labor from our parks department, provide the facility and maintenance of the facility, as well as pay the utilities. I further recommend reducing the subsidy to $150,000.00 annually effective with the 2019 budget and capping the future financial support at this level.

JOPLIN
History
&
Mineral
MUSEUM

August 9, 2018

Council Members;

I, Christopher Wiseman, as Executive Director, in association with the Governing Board of the Joplin Historical & Mineral Museums Inc. respectfully request **$190,131.00** for the FY 2019.

This amount is the same as has been requested for the past two years.

Respectfully,

Christopher Wiseman, Executive Director

Joplin Historical & Mineral Museums Inc.

ISSUE #2 – CHAMBER OF COMMERCE REQUEST

A. Consider the Chamber request to continue funding Economic Development Services at a cost of $200,000 (no change).
B. Consider the Chamber request to continue funding the Joplin Regional Partnership at a cost of $50,000 (no change).
C. See attachments from the City Manager and from the Chamber of Commerce.

OPTIONS

1. Approve City Manager recommended funding at a cost of $200,000.
2. Approve the Joplin Area Chamber of Commerce funding request at a cost of $250,000.
3. Other options as developed by City Council.

COUNCIL DIRECTION

Notes:

CITY OF JOPLIN MISSOURI

Office of the City Manager
602 S. Main Street
Joplin, Missouri 64801
(417) 624-0820 Ext.200
(417) 625-4707 (Fax)

MEMORANDUM

TO: Mayor Gary Shaw and City Councilors

FROM: Sam Anselm, City Manager

DATE: September 6, 2018

RE: Chamber of Commerce Request

The City has a contract with the Joplin Area Chamber of Commerce to provide Economic Development services at an annual cost of $200,000. The City also participates in the Chamber regional effort currently known as the Joplin Regional Partnership at an annual cost of $50,000. Please find enclosed a request for the same funding from Chamber Board Chairman, Brandon Davis and Regional Partnership Board Chairman, Brent Baker. If you will recall this item was included in the Financial Sustainability Report. The item was discussed and tabled for further discussion during Budget Issues & Options.

Here is the information from the Sustainability Report:

OPTION #13: REDUCE ANNUAL SUPPORT TO CHAMBER OF COMMERCE

Explanation: The City contracts with the Joplin Chamber of Commerce to provide economic development services. For many years, the City paid $200,000 to the Chamber for this service. In 2010, the Chamber presented a request to fund the newly developed Regional Prosperity Initiative in the amount of an additional $100,000 annually. The City contributed this extra amount for the Prosperity Initiative to the Chamber through fiscal year 2015. In fiscal year 2016, the financial support by the City for this Initiative began to decrease. The approved support for the Initiative and the Chamber for fiscal year 2018 is $250,000.

Proposal: Reduce the annual support to the Chamber for economic development services to $200,000 beginning with the 2019 fiscal year. Explore any caps on future increases to the annual support.

Explanation of Projected Cost Savings:
This represents immediate savings at the point in time the support is decreased.

OPTION #13 ESTIMATED ANNUAL SAVINGS-YEAR ONE **$50,000**

After year one, estimated annual savings would be similar to year one savings.

Estimated Timeline and Next Steps:

- Implement reduction with adoption of fiscal year 2019 budget

Recommendation

The relationship between the City and the Chamber is a good approach to achieve economic development for the community, as evidenced by the attraction of new businesses to our community as well as the retention and expansion of existing businesses. With that said, the general fund of the City continues to face serious financial constraints as expenditures outpace revenues. The City has continued to take various measures in order to balance the budget and move towards long-term financial sustainability. In order to continue to work towards long-term financial stability, I recommend reducing the overall funding to the Chamber and Regional Partnership to $200,000 annually effective with the 2019 budget.

CITY OF JOPLIN
Chamber of Commerce Economic Funding Budget
FY 2018 Contract Breakdown

		CHAMBER OPERATING EXPENSES										REGIONAL PARTNERSHIP EXPENSES				
Month	Payment Date	Salaries	Market & Adver	Prof Dues & Develop	Prospect Consult Host & Travel	Business Retent & Exp	Talent Recruit & Develop	Comm Mobile & Internet	Office Supplies Pub & Mail	Data Systems & Equip Support	Total Chamber Operating Expenses	Trade Shows	E-Market	Work Ready Talent Initiatives	Total Regional Expenses	Grand Total Amt Paid
	Original Budget	99,000	20,000	14,000	15,000	4,000	13,000	12,000	3,000	20,000	200,000	25,000	15,000	10,000	50,000	250,000
Nov 2017	12/22/2017	(8,250)	-	-	(519)	-	-	(906)	(33)	(1,319)	(11,027)	(705)	-	-	(705)	(11,732)
Dec 2017	03/09/2018	(8,250)	(540)	-	(280)	-	-	(925)	(33)	(1,444)	(11,473)	(937)	-	-	(937)	(12,409)
Jan 2018	03/16/2018	(8,250)	(270)	(1,000)	(642)	-	-	(1,086)	(65)	(1,382)	(12,695)	-	-	-	-	(12,695)
Feb 2018	04/20/2018	(8,250)	(5,500)	-	(330)	-	-	(1,371)	(183)	(1,343)	(16,977)	-	-	-	-	(16,977)
Mar 2018	05/18/2018	(8,250)	-	-	(503)	-	-	(601)	(33)	(1,475)	(10,862)	-	-	-	-	(10,862)
Apr 2018	06/01/2018	(8,250)	(851)	-	(157)	-	-	(496)	(33)	(1,294)	(11,081)	(3,738)	-	-	(3,738)	(14,818)
May 2018	07/13/2018	(8,250)	-	(10,000)	(148)	-	-	(519)	(187)	(1,522)	(20,626)	-	-	-	-	(20,626)
June 2018	07/27/2018	(8,250)	-	-	(60)	-	-	(474)	-	(1,502)	(10,286)	-	-	-	-	(10,286)
July 2018	08/31/2018	(8,250)	(2,750)	-	(60)	-	-	(475)	-	(1,325)	(12,861)	-	-	-	-	(12,861)
Aug 2018		-	-	-	-	-	-	-	-	-	-	-	-	-	-	-
Sept 2018		-	-	-	-	-	-	-	-	-	-	-	-	-	-	-
Oct 2018		-	-	-	-	-	-	-	-	-	-	-	-	-	-	-
Contract Amt Remaining		24,750	10,089	3,000	12,301	4,000	13,000	5,147	2,433	7,393	82,113	19,621	15,000	10,000	44,621	126,733
																126,733

Prepared by: Sherri McCulloch
09/05/2018

Chamber of Commerce Economic Funding Budget

FY 2018 Corrected Breakdown

Month	Payment Date	Salaries	Market & Advertising	Prof. Dues & Develop	Prospect Consult. Host & Travel	Business Retent. & Develop	Telec. Resource & Maint.	Comm. Mobile & Internet	Office Supplies Pub & Main	Data Systems & Equip Support	Total Chamber Operating Expenses	Trade Shows	E-Marketing	Work Study Trainee Initiatives	Total Regional Expenses	Grand Total Cost Paid
Original Budget		79,000	20,000	10,000	16,000	6,000	12,000	12,000	5,000	20,000	270,000	25,000	15,000	10,000	50,000	250,000
Nov 2017	11/22/2017	(8,250)	-	-	(250)	-	-	(950)	(50)	(1,119)	(11,027)	(700)	-	-	(700)	(11,727)
Dec 2017	12/07/2017	(8,250)	(560)	-	(280)	-	-	(927)	(50)	(1,446)	(11,470)	(554)	-	-	(554)	(12,024)
Jan 2018	01/16/2018	(8,250)	(270)	(1,000)	(142)	-	-	(2,086)	(50)	(1,089)	(12,995)	-	-	-	-	(12,995)
Feb 2018	04/20/2018	(8,250)	(1,360)	-	(340)	-	-	(2,377)	(50)	(1,439)	(13,817)	-	-	-	-	(13,817)
Mar 2018	05/18/2018	(8,250)	-	-	(502)	-	-	(2,500)	(50)	(1,475)	(13,904)	-	-	-	-	(13,904)
Apr 2018	06/01/2018	(8,250)	(857)	-	(350)	-	-	(1,500)	(50)	(1,494)	(13,901)	(1,250)	-	-	(1,250)	(15,151)
May 2018	07/13/2018	(8,250)	-	(10,000)	(340)	-	-	(510)	(50)	(1,507)	(20,656)	-	-	-	-	(20,656)
June 2018	07/27/2018	(8,250)	-	-	(50)	-	-	(450)	-	(1,501)	(10,251)	-	-	-	-	(10,251)
July 2018	08/10/2018	(8,250)	(2,500)	-	(50)	-	-	(450)		(1,500)	(12,750)	-	-	-	-	(12,750)
Aug 2018		-	-	-	-	-	-	-	-	-	-	-	-	-	-	-
Sept 2018		-	-	-	-	-	-	-	-	-	-	-	-	-	-	-
Oct 2018		-	-	-	-	-	-	-	-	-	-	-	-	-	-	-
Contract Amt Remaining		24,750	10,000	0	12,500	6,000	12,000	5,100	2,000	2,500	82,350	23,750	15,000	10,000	48,750	129,100

Prepared by Sherri McCullers
09/05/2018

JOPLIN
AREA CHAMBER OF COMMERCE

August 10, 2018

Mayor Gary Shaw
City Council Members
City Manager Sam Anselm

On behalf of the Board of the Joplin Area Chamber of Commerce, I write to respectfully request funding for economic development activities for the 2018-19 fiscal year.

Please recall that two years ago at this time, we requested a base Chamber Economic Development budget of $200,000 plus regional support of $70,000 for a total of $270,000. Given the City's financial concerns at that time, we voluntarily reduced that by a total of $20,000 for a final approved total request of $250,000.

For the 2018-2019 fiscal year, we recognize the continued fiscal restraints, as we did in this current year, and are again requesting $250,000. This reflects the core Chamber economic development budget of $200,000 and $50,000 for the Joplin Business and Industrial Development Corporation , which is the underlying fiscal and governance entity for the regional effort that is the Joplin Regional Partnership. The corresponding letter from JRP Chairman Brent Baker outlines that request.

Every site consultant with whom we have talked and every company with which we have visited has indicated to us that they do not look at a single city. They recognize that workforce, transportation systems, and training opportunities are regionally based and that is the direction they seek. Consequently, the marketing and the workforce development is a regional effort with local impact.

Our Chamber base budget reflects funding for talent attraction and development reflecting the need to attract talent to our community to support growing companies. Part of that is "Welcome Home to Joplin," our effort to attract veterans to the community.

As always, the City's base support for the Chamber goes to having staff focused on Joplin, working on local workforce development, providing support to existing firms and managing proposals and on-going negotiations with firms that identify Joplin as a potential location. In this current fiscal year we have seen great success with the opening of Ajinomoto-Foods North America (opened at 140 jobs), Heartland's expansion (now 60 jobs), ZAF Energy Systems (up to 100 new jobs), expansion of EaglePicher (50 new jobs), and Schaeffler Group USA, which added 30 new jobs in this fiscal year. In addition, we have two new tenants in the private spec building at Crossroads, adding nearly 30 new jobs between them.

As always, the support of economic development by the City is greatly appreciated.

Sincerely,

Brandon Davis
Board Chairman,
Joplin Area Chamber of Commerce

Chamber

Salaries	$ 99,000.00
Marketing, Advertising	$ 20,000.00
Professional Dues & Development	$ 14,000.00
Prospect/Consultant Hosting & Travel	$ 15,000.00
Business Retention & Expansion	$ 4,000.00
Talent Recruitment & Development	$ 13,000.00
Communications/Mobile/Internet	$ 12,000.00
Office Supplies/Publications/Mail	$ 3,000.00
Data Systems & Equipment Support	$ 20,000.00
TOTAL INVESTMENT	$200,000.00

Regional

Trade Shows/Marketing events	$ 25,000.00
E-marketing	$ 15,000.00
Work Ready Talent Initiatives	$ 10,000.00
TOTAL INVESTMENT	$ 50,000.00

JOPLIN REGIONAL PARTNERSHIP

August 10, 2018

Mayor Gary Shaw
City Council Members
City Manager Sam Anselm

On behalf of the Joplin Regional Partnership Board of Directors (JRP), I write to respectfully request funding for Economic Development activities for the 2018-19 fiscal year.

As you know, the Joplin Area Chamber of Commerce (JACC), JRP, Newman Innovation Center and the Southwest Missouri Development Alliance put their collective Economic Development efforts into a single umbrella initiative beginning in 2009. At that time, the Council was requested to continue the Economic Development efforts in Joplin as well as support the overall regional program, which adds jobs to the surrounding region. As you are well aware, when the surrounding region is stronger, Joplin also benefits with its portion of overall sales taxes and a stronger workforce that helps local employers.

As an expansion of that, we are turning our attention to enhancing the links between what employers want and what the education/training system provides. The initial part of the effort will be one-on-one calls on leading area firms to better define the aptitudes and skills needed for key jobs and help develop more defined career pathways training to meet those needs. We are glad to have support from the EDA to expand our existing business efforts on this front. Our budget request reflects a realignment of funding to help support that.

As we have noted before, there is a full-time staff member marketing the region and administrative support on the workforce development effort that is underway. The City benefits from this regional marketing, but no City funds are applied to these related salaries. The funding provided goes directly to regional marketing and workforce development efforts.

We appreciate the support of the City. We also recognize the current fiscal situation in which the City operates. Consequently, we respectfully request the City continue to be a regional partnership leader with a commitment of $50,000. We have this included with the Chamber's request, in order to continue the seamless billing system already in place. In total, the Chamber and JRP request is $250,000, the same amount provided in the current fiscal year.

As always, the support of economic development by the City is greatly appreciated.

Sincerely,

Brent Baker
Board Chairman
Joplin Regional Partnership

ISSUE #3 – JOPLIN WORKSHOPS REQUEST

A. Consider the Joplin Workshops request for financial assistance to purchase 2 Ford Transit Vans at a cost of $70,000.
B. Consider the Joplin Workshops request for financial assistance to acquire an existing screen printing business at a cost of $40,000.
C. Consider the Joplin Workshops request for financial assistance to fund a marketing program at a cost of $30,000.
C. See attachments from the City Manager and from the Joplin Workshops.

OPTIONS

1. Approve City Manager recommendation.
2. Approve the Joplin Workshops funding request at a cost of $140,000 and determine the funding source.
3. Other options as developed by City Council.

COUNCIL DIRECTION

Notes:

CITY OF JOPLIN MISSOURI

Office of the City Manager
602 S. Main Street
Joplin, Missouri 64801
(417) 624-0820 Ext.200
(417) 625-4707 (Fax)

MEMORANDUM

TO: Mayor Gary Shaw and City Councilors

FROM: Sam Anselm, City Manager

DATE: September 6, 2018

RE: Joplin Workshops Request

Joplin Workshops gave a presentation at a recent council meeting requesting financial assistance for the following items:

- Purchase of 2 Ford Transit XL vans to transport workers to onsite work projects throughout the community $70,000
- Acquire established apparel screen print & embroidery business $40,000
- Fund Marketing Program to re-brand and re-educate community of labor opportunities $30,000

Total Request $140,000

Background

At a work session on January 24, 2011, Council voted to cease granting financial support to non-profit entities in the future. Council also voted to reduce the funding for Audubon and Downtown Joplin by 20% per year until the financial support for those non-profit entities by the City ended. Furthermore under the Library Lease, the library subsidy from the general fund will decrease proportionately over 10 years until the subsidy ends.

The Economic Development Fund is a revolving fund in which low-interest loans are granted for economic development purposes. It is set up as a revolving fund, so the City will continue to have the ability to grant low-interest loans in the future for economic development. In order to qualify for a low interest loan, there are established general guidelines for these funds. Job creation at a set wage, typically at least the county average wage, make up the foundation of the general guidelines.

Joplin Workshops receives funding from SB40, the Jasper County Sheltered Facilities Board, which is funded by a property tax assessed in Jasper County. Additionally, they receive funding from DESE. Please find financials for the Workshops attached.

Options

Given the financial constraints the City is facing, staff has been working on several options to assist Joplin Workshops as follows:

1. **Transfer one or two MAPS vans:**
   During the next fiscal year, the City will have various MAPS vans to surplus. If the CVB minivan replacement is approved, which will be transferred to the parks department, then a MAPS van will be available on November 1st. It has already been transferred from MAPS to parks in the current fiscal year. This means there is more flexibility with transferring this van given that the salvage value has already been paid to the grant as set forth in the grant stipulations.

   Additionally, there are two MAPS vans that will be replaced in early spring when the new vehicles arrive. One is in better shape than the other. Due to grant restrictions, the City must receive the fair value of these vans, which has been ranging between $3,000 and $5,000.

2. **Assist Workshops with MoDot FTA Section 5310 Grant Application:**
   MoDot, through FTA Section 5310, offers a grant to private non-profit organizations to purchase vehicles/buses to help individuals with disabilities to improve their transportation options. It is a competitive grant. The City, through the MPO, can assist Joplin Workshops with the grant application submission. According to MoDot, the deadline for the next grant cycle will most likely be May of 2019.

3. **Review Eligibility and Availability for Economic Development low-interest loan:**
   Provide information to the Chamber of Commerce and the City Director of Planning and Development to review eligibility and availability of this request for an economic development low-interest loan.

Recommendation

Given the limited resources of the Economic Development Fund and the City's policy from 2011 concerning financial assistance to non-profit entities, it is my recommendation the City work with Joplin Workshops to transfer one or two MAPS vans as outlined above. I further recommend the City assist the Workshops in applying for the FTA Section 5310 Grant application.

Opportunities

- Create jobs with **2 Ford Transit XL vans** to take advantage of transporting employees to on-site work projects in the community ($70,000)
- Create jobs in **Partnership with Joplin's ProPrint** (Curt Medlin), to acquire the established apparel screen print and embroidery business ($40,000)
- Create jobs with a **Marketing Program** to re-brand JWI and re-educate the community about the value added services and available labor we can provide in support of the area's businesses ($30,000)

Joplin Workshops, Inc.

Auditor's Report and Financial Statements
For the years ended
March 31, 2018 and 2017



W. BENMILLER, CPA LLC

Joplin Workshops, Inc.

For the Years Ended March 31, 2018 and 2017

Table of Contents

Independent Auditor's Report	1
Statements of Financial Position	2
Statements of Activities	3
Statements of Functional Expenses	4 - 5
Statements of Cash Flows	6
Notes to the Financial Statements	7

W. BENMILLER, CPA LLC

INDEPENDENT AUDITOR'S REPORT

To the Board of Directors of
Joplin Workshops, Inc.

We have audited the accompanying financial statements of Joplin Workshops, Inc. (a nonprofit organization), which comprise the statements of financial position as of March 31, 2018 and 2017, and the related statements of activities and cash flows for the years then ended, and the related notes to the financial statements.

Management's Responsibility for the Financial Statements

Management is responsible for the preparation and fair presentation of these financial statements in accordance with accounting principles generally accepted in the United States of America; this includes the design, implementation, and maintenance of internal control relevant to the preparation and fair presentation of financial statements that are free from material misstatement, whether due to fraud or error.

Auditor's Responsibility

Our responsibility is to express an opinion on these financial statements based on our audit. We conducted our audit in accordance with auditing standards generally accepted in the United States of America. Those standards require that we plan and perform the audit to obtain reasonable assurance about whether the financial statements are free from material misstatement.

An audit involves performing procedures to obtain audit evidence about the amounts and disclosures in the financial statements. The procedures selected depend on the auditor's judgment, including the assessment of the risks of material misstatement of the financial statements, whether due to fraud or error. In making those risk assessments, the auditor considers internal control relevant to the entity's preparation and fair presentation of the financial statements in order to design audit procedures that are appropriate in the circumstances, but not for the purpose of expressing an opinion on the effectiveness of the entity's internal control. Accordingly, we express no such opinion. An audit also includes evaluating the appropriateness of accounting policies used and the reasonableness of significant accounting estimates made by management, as well as evaluating the overall presentation of the financial statements.

We believe that the audit evidence we have obtained is sufficient and appropriate to provide a basis for our audit opinion.

Opinion

In our opinion, the financial statements referred to above present fairly, in all material respects, the financial position of Joplin Workshops, Inc. as of March 31, 2018 and 2017, and the changes in its net assets and its cash flows for the years then ended in accordance with accounting principles generally accepted in the United States of America.

W. Ben Miller, CPA LLC
Webb City, Missouri
July 23, 2018

1 South Main Street, Suite 101
Webb City, MO 64870

Phone: 417.674.1213
www.cpabenmiller.com

Joplin Workshops, Inc.
Statements of Financial Position
March 31, 2018 and 2017

	2018	2017
Current Assets		
Cash and cash equivalents	$ 729,375	$ 1,248
Accounts receivable	57,039	137,527
Insurance proceeds receivable	-	19,764
Inventory	10,842	13,337
Prepaid expenses	3,395	2,008
Total current assets	800,651	173,884
Property and Equipment		
Land and land improvements	29,206	73,719
Buildings	891,947	1,645,742
Equipment and furnishings	559,457	1,715,363
Vehicles	401,946	402,405
Rental goods	-	21,500
	1,882,556	3,858,729
Accumulated depreciation	(1,719,385)	(3,332,000)
Total property and equipment	163,171	526,729
Other Assets		
Investments	10,007	-
Total other assets	10,007	-
Total Assets	$ 973,829	$ 700,613
Current Liabilities		
Accounts payable	$ 9,242	$ 164,527
Current portion of notes payable	-	38,170
Current portion of capital lease obligations	4,939	4,443
Accrued expenses	23,787	65,286
Total current liabilities	37,968	272,426
Long-term Liabilities		
Notes payable	-	233,429
Capital lease obligations	19,117	20,607
Less current portion of notes payable	-	(38,170)
Less current portion of capital lease obligations	(4,939)	(4,443)
Total long-term liabilities	14,178	211,423
Net Assets		
Unrestricted net assets	921,683	216,764
Total net assets	921,683	216,764
Total Liabilities and Net Assets	$ 973,829	$ 700,613

See independent auditor's report and notes to the financial statements

Joplin Workshops, Inc.
Statements of Activities
For the Years Ended March 31, 2018 and 2017

	2018	2017
Unrestricted Net Assets		
Revenues and gains		
Contract income	$ 429,918	$ 1,393,836
Missouri Department of Elementary and Secondary Education - State Aid	195,195	312,548
Jasper County Sheltered Facilities Board (SB-40)		
Employee Transportation Grant	17,054	27,273
Other grants	91,795	142,722
Insurance proceeds revenue	884,212	19,764
Contributions	18,238	29,505
Gain on disposal of assets	93,004	10,550
Other	21,662	13,060
Total unrestricted revenues and gains	1,751,078	1,949,258
Expenses		
Program services		
Subcontracts	311,490	371,929
Laundry	346,941	1,287,160
Employee Development Center	149,858	160,832
Recycling	72,458	-
Supporting services		
Management and general	165,412	231,464
Total expenses	1,046,159	2,051,385
Increase (decrease) in unrestricted net assets	704,919	(102,127)
Change in Net Assets	704,919	(102,127)
Net Assets, Beginning of Year	216,764	318,891
Net Assets, End of Year	$ 921,683	$ 216,764

See independent auditor's report and notes to the financial statements

Joplin Workshops, Inc.
Statement of Functional Expenses
For the Year Ended March 31, 2018

	Employment Program Services					Supporting Services	
	MAS Subcontracts	HLS Laundry	Employee Development Center	Recycling	Total Program Expenses	General and Administrative	Grand Total
Cost of sales	$ 11,627	$ 144,027	$ -	$ -	$ 155,654	$ -	$ 155,654
Employee wages	108,216	10,531	71,303	24,929	214,979	-	214,979
Staff wages	83,317	54,469	45,201	25,574	208,561	74,764	283,325
Payroll taxes	14,801	6,724	8,605	3,568	33,698	6,053	39,751
Workers compensation	5,627	3,170	3,237	429	12,463	(1,680)	10,783
Employee benefits	2,820	144	1,170	10,997	15,131	-	15,131
Staff benefits	12,988	19,454	11,801		44,243	(1,826)	42,417
Subcontract labor	-	-	-		-	-	-
Utilities	30,841	17,116	6,526	402	54,885	5,171	60,056
Repairs and maintenance	8,379	54,628	-	2,876	65,883	8,785	74,668
Supplies	3,415	482	-	1,137	5,034	958	5,992
Small equipment	430	-	-		430	-	430
Vehicle expense	3,166	9,862	-	268	13,296	-	13,296
Freight and postage	728	1,725	-		2,453	400	2,853
Interest	-	3,162	-		3,162	2,341	5,503
Insurance	7,457	8,536	1,517		17,510	5,638	23,148
Sales/use tax	-	-	-		-	-	-
Telephone	998	1,808	484	645	3,935	1,951	5,886
Professional fees	-	-	-		-	16,399	16,399
Travel	156	51	-	300	507	1,353	1,860
Marketing	108	153	-		261	373	634
Employee transportation	-	-	-		-	17,467	17,467
Depreciation	14,370	4,836	-	323	19,529	22,832	42,361
Events and awards	12	5,928	-		5,940	145	6,085
Health and safety	1,205	135	14	708	2,062	785	2,847
Dues and subscriptions	40	-	-		40	2,123	2,163
Staff training	225	-	-	302	527	905	1,432
Discounts given	564	-	-		564	-	564
Legal expense	-	-	-		-	475	475
	$ 311,490	$ 346,941	$ 149,858	$ 72,458	$ 880,747	$ 165,412	$ 1,046,159

See independent auditor's report and notes to the financial statements

Joplin Workshops, Inc.
Statement of Functional Expenses
For the Year Ended March 31, 2017

	Employment Program Services				Supporting Services	
	MAS Subcontracts	HLS Laundry	Employee Development Center	Total Program Expenses	General and Administrative	Grand Total
Cost of sales	$ 32,927	$ 124,384	$ -	$ 157,311	$ -	$ 157,311
Employee wages	137,903	297,460	73,633	508,996	-	508,996
Staff wages	89,743	393,613	51,002	534,358	104,565	638,923
Payroll taxes	23,990	71,094	12,775	107,859	11,770	119,629
Workers compensation rebate	-	-	-	-	(6,110)	(6,110)
Employee benefits	6,977	2,301	1,634	10,912	-	10,912
Staff benefits	15,119	69,840	12,931	97,890	4,356	102,246
Subcontract labor	62	8,802	-	8,864	-	8,864
Utilities	27,451	174,246	6,292	207,989	5,706	213,695
Repairs and maintenance	6,068	53,151	180	59,399	12,128	71,527
Supplies	2,638	3,875	47	6,560	641	7,201
Recycling expense	352	-	-	352	-	352
Vehicle expense	1,491	30,949	-	32,440	-	32,440
Freight and postage	2,401	943	-	3,344	721	4,065
Interest	-	3,884	-	3,884	10,437	14,321
Insurance	4,652	11,440	1,875	17,967	6,033	24,000
Sales/use tax	-	199	-	199	-	199
Telephone	1,395	3,545	168	5,108	2,382	7,490
Professional fees	-	-	-	-	25,668	25,668
Travel	88	310	-	398	1,886	2,284
Marketing	25	463	-	488	999	1,487
Employee transportation	-	-	-	-	26,215	26,215
Depreciation	15,047	30,646	-	45,693	22,762	68,455
Events and awards	320	560	260	1,140	193	1,333
Health and safety	506	4,385	35	4,926	47	4,973
Dues and subscriptions	60	20	-	80	1,805	1,885
Staff training	549	965	-	1,514	1,744	3,258
Workers medical	-	85	-	85	-	85
Discounts given	2,165	-	-	2,165	(2,554)	(389)
Legal expense	-	-	-	-	70	70
	$ 371,929	$ 1,287,160	$ 160,832	$ 1,819,921	$ 231,464	$ 2,051,385

See independent auditor's report and notes to the financial statements

Joplin Workshops, Inc.
Statements of Cash Flows
For the Years Ended March 31, 2018 and 2017

	2018	2017
Cash Flows From Operating Activities		
Change in net assets	$ 704,919	$ (102,127)
Adjustments to reconcile change in net assets to net cash provided by operating activities		
Depreciation	42,361	68,455
Unrealized gain on investments	(2,007)	-
(Gain) loss on sale of assets	(93,004)	(10,550)
Changes in operating assets and liabilities		
Decrease (increase) in account receivable	100,252	(8,480)
Decrease (increase) in prepaid expenses	(1,387)	1,322
Decrease (increase) in inventory	2,495	7,492
Increase (decrease) in accounts payable	(155,285)	45,235
Increase (decrease) in accrued expenses	(41,499)	(35,975)
Net cash flows from operating activities	556,845	(34,628)
Cash Flows From Investing Activities		
Purchase of property and equipment	(10,450)	(23,727)
Purchase of investments	(8,000)	-
Proceeds from sale of property and equipment	424,651	10,550
Net cash flows from investing activities	406,201	(13,177)
Cash Flows From Financing Activities		
Principle payments on notes payable	(233,429)	(50,287)
Principle payments on capital leases	(5,490)	(3,777)
Borrowings on capital leases	4,000	21,952
Net cash flows from financing activities	(234,919)	(32,112)
Net Increase (Decrease) in Cash and Cash Equivalents	728,127	(79,917)
Cash and Cash Equivalents - Beginning of Year	1,248	81,165
Cash and Cash Equivalents - End of Year	$ 729,375	$ 1,248
Interest Paid	$ 5,503	$ 14,321

See independent auditor's report and notes to the financial statements

Note 1 – Nature of Activities and Significant Accounting Policies

Nature of Activities – Joplin Workshops, Inc. is a non-profit organization which operates for the benefit of the developmentally disabled individuals of the Joplin, Missouri area, providing employment through contracts with various industries in Joplin and the surrounding area. The primary source of revenue is contract income from laundry service for the area hospitals. Other sources of revenue include contracts for product assembly. The Workshop extends unsecured credit to its customers.

Basis of Accounting - The financial statements of the Organization have been prepared on the accrual basis of accounting and accordingly reflect all significant receivables, payables, and other liabilities.

Cash and cash equivalents - For purposes of the statements of cash flows, the Organization considers all highly liquid investments available for current use with an initial maturity of three months or less to be cash equivalents.

Net Asset Presentation - The financial statements report amounts separately by class of net assets. Unrestricted net assets are those currently available at the discretion of the board to use in the organization's operations and those resources invested in equipment. Temporarily restricted net assets are those that have been stipulated by donors for specific operating purposes or for the acquisition of equipment.

Property and equipment – The Organization capitalizes property and equipment over $1,000. Property and equipment acquired by purchase are stated at cost. Donations of property and equipment are recorded as contributions at their estimated fair value. Such donations are reported as unrestricted contributions unless the donor has restricted the donated asset to a specific purpose. Assets donated with explicit restrictions regarding their use, and contributions of cash that must be used to acquire property and equipment, are reported as restricted contributions. Absent donor stipulations regarding how long those donated assets must be maintained, the Organization reports expirations of donor restrictions when the donated or acquired assets are placed in service. The Organization reclassifies temporarily restricted net assets to unrestricted net assets at that time. Depreciation of property and equipment is provided using the straight-line method for financial reporting purposes at rates based on their estimated useful lives, ranging from 3 to 40 years. Depreciation was $42,361 and $68,455 for the years ended March 31, 2018 and 2017, respectively. Expenditures for major renewals and betterments that extend the useful lives of property and equipment are capitalized. Expenditures for maintenance and repairs are charged to expense as incurred.

Contributed Services - No amounts have been reflected in the financial statements for donated services. The Organization generally pays for services requiring specific expertise. However, many individuals volunteer their time and perform a variety of tasks that assist the Organization, but these services do not meet the criteria for recognition as contributed services. During the years ended March 31, 2018 and 2017, the value of contributed services meeting the requirements for recognition in the financial statements was not material and has not been recorded.

Note 1 – Nature of Activities and Significant Accounting Policies (continued)

Contributions - Contributions received are recorded as unrestricted, temporarily restricted, or permanently restricted net assets depending on the existence or nature of any donor restrictions.

Accounts Receivable - Accounts receivable are stated at the amount billed to customers. The Workshop evaluates the need for an allowance for doubtful accounts based upon a review of outstanding receivables, historical collection information and existing economic conditions. Accounts receivable accounts that are past due more than 60 days are considered delinquent. Delinquent receivables are written off based on individual credit evaluation and specific circumstances of the customer and consequently there is not an allowance for doubtful accounts. The allowance for doubtful accounts is based on management's assessment of the collectability of specific customer accounts, the aging of the accounts receivable, historical experience, and other currently available evidence. The allowance for uncollectible accounts receivable was $0 at both March 31, 2018 and 2017.

Inventory Pricing - Inventory is stated at the lower of cost or market and consists mainly of raw materials, chemicals and packaging. Costs are determined using the first-in, first-out (FIFO) method.

Workers Compensation Insurance - The Workshop is a member of Sheltered Workshop Insurance of Missouri ("SWIM"), a workers compensation risk pool for tax-exempt sheltered workshops and vocational rehabilitation organizations. As a member of this risk pool, the Workshop pays assessments that are approved by SWIM' s governing body.

Income Tax Status - The Organization is a not-for-profit organization that is exempt from income taxes under Section 501(c)(3) of the Internal Revenue Code and classified by the Internal Revenue Service as other than a private foundation.

Estimates - The preparation of financial statements in conformity with generally accepted accounting principles requires management to make estimates and assumptions that affect the reported amounts of assets and liabilities and disclosure of contingent assets and liabilities at the date of the financial statements and the reported amounts of revenues and expenses during the reporting period. Actual results could differ from those estimates.

Functional Allocation of Expenses - The costs of supporting the various programs and other activities have been summarized on a functional basis in the statement of activities. Certain costs have been allocated among the program and management and general categories.

Reclassifications - Certain reclassifications have been made to the prior year financial statements in order for them to be in conformity with the current year presentation. These reclassifications had no effect on net assets or changes in net assets.

Note 2 – Significant Concentrations of Credit Risk

Concentration of Credit Risk - The Organization maintains its cash balances at financial institutions located in Southwest Missouri. Accounts held by the institutions are insured by the Federal Deposit Insurance Corporation (FDIC) up to $250,000. The Organization had $480,403 and $0 over the insured level at March 31, 2018 and 2017, respectively.

Revenues from Major Products or Services - Approximately 11% and 16% of the Workshop's revenues were from the Missouri Department of Elementary and Secondary Education in fiscal years 2018 and 2017, respectively. The amount received is based on the number of developmentally disabled individuals employed per day. The total amount of state aid revenue for 2018 and 2017 was $195,195 and $312,548, respectively.

Note 3 – Long-term Debt

Long-term debt consisted of the following at March 31, 2018 and 2017:

	2018	2017
Note payable to UMB Bank for the repayment of line of credit and accounts payable in the amount of $175,000. The note requires a monthly payment of $1,905.93 including variable interest at 5.5%, adjusted annually. The note matures on February 1, 2021 and is secured by real estate.	$ -	$ 160,200
Note payable to Jasper County Sheltered Facilities Board for the amount of $110,000 with zero interest. The note requires a one time payment of $15,000 with monthly payments of $1,979.17. The note matures April 14, 2020 and is secured by real estate.	-	73,229
	-	233,429
Less current maturities of long-term debt	-	(38,170)
	$ -	$ 195,259

Both notes above were paid in full during the year ended March 31, 2018.

Note 4 – Line of Credit

Beginning in January 2017, the Organization has an open $20,000 line of credit with the Jasper County Sheltered Facilities Board that bears interest at 0%. The total credit line requires that draws be repaid within 30 days of the advance. The agreement is cancellable by either party with 120 days written notice, and is secured by real estate. At March 31, 2018 and 2017 the Organization had $0 borrowed against the line of credit.

Note 5 – Capital Leases

The Organization's capital leases consist of the following at March 31, 2018 and 2017:

	2018	2017
Lease obligation for $4,000 with Canon for purchase of a copier due in equal monthly payments of $84.04 through December 2018, including interest at 9.50%	$ -	$ 1,620
Lease obligation for $4,000 with Canon for purchase of a copier due in equal monthly payments of $84.04 through September 2023, including interest at 9.50%	3,680	-
Lease obligation for Leaf equipment; due in monthly payments of $559.33 through March 2021, with interest at 18.159%; with interest due if paid off early.	15,437	18,987
	19,117	20,607
Less current maturities	(4,939)	(4,443)
	$ 14,178	$ 16,164

Annual maturities of capital lease obligations at March 31, 2018 are:

2019	$ 4,939
2020	5,848
2021	6,927
2022	914
2023	489
	$ 19,117

Note 6: Litigation

Joplin Workshops, Inc. was involved in litigation with the Jasper County Sheltered Facilities Board. In August of 2005, Joplin Workshops, Inc. filed a declaratory judgment action against the Jasper County Sheltered Facilities Board regarding their alleged allocation of tax funds that was not in accordance with the ballot measure authorizing the tax levy approved by Jasper County voters. The litigation generally seeks injunction relief and a declaratory judgment as to exactly how the funds should be spent. In April of 2010, the appellate court remanded the case back to the circuit court with instruction. On October 26, 2015, the case was closed with neither party being ordered to pay any money to the other. Joplin Workshops, Inc. owed litigation fees in the amount of $0 and $27,311 on March 31, 2018 and 2017, respectively.

Note 7 – Related Party Transactions

During the years ended March 31, 2018 and 2017, the Organization contracted for services with individuals or businesses with a relationship to the organization as follows:

Aaron Smith, former member of the Board of Directors, was an employee of United Missouri Bank (UMB), where the Association has cash balances totaling $729,025 and $898 at March 31, 2018 and 2017, respectively. In addition, the Organization had loan balances with UMB of $0 and $160,200 at March 31, 2018 and 2017, respectively.

Note 8 – Investments

Investments in equity securities having a readily determinable fair value and all debt securities are carried at fair value. Investment return includes dividend, interest and other investment income and realized and unrealized gains and losses on investments carried at fair value. Investment return is reflected in the statement of activities as unrestricted, temporarily restricted or permanently restricted based upon the existence and nature of any donor or legally imposed restrictions. Investments at March 31, 2018 consisted primarily of mutual funds and common stock.

Realized and unrealized gains and losses included in change in net assets for 2018 are included in total investment return. Total investment return as reported in the statement of activities (included in contributions as the majority was a matching contribution by Community Foundation of the Ozarks) totaled $2,007, with $2,000 from matching contributions by CFO, and $7 in unrealized gain.

Note 9 - Disclosures About Fair Value of Assets and Liabilities

FASB Accounting Standards Codification (ASC) Topic 820 defines fair value, establishes a framework for measuring fair value and expands disclosures about fair value measurements. Topic 820 defines fair value as the price that would be received to sell an asset or paid to transfer a liability in an orderly transaction between market participants at the measurement date. Topic 820 also establishes a fair value hierarchy which requires an entity to maximize the use of observable inputs and minimize the use of unobservable inputs when measuring fair value. The standard describes three levels of inputs that may be used to measure fair value:

Level 1	Quoted prices in active markets for identical assets or liabilities.
Level 2	Observable inputs other than Level 1 inputs, such as quoted prices for similar assets or liabilities; quoted prices in markets that are not active; or other inputs that are observable or can be corroborated by observable market data for substantially the full term of the assets or liabilities
Level 3	Unobservable inputs that are supported by little or no market activity and that are significant to the fair value of the assets or liabilities

Note 9 - Disclosures About Fair Value of Assets and Liabilities (continued)

Following is a description of the valuation methodologies used for assets measured at fair value on a recurring basis and recognized in the accompanying statement of financial position, as well as the general classification of such assets and liabilities pursuant to the valuation hierarchy.

Investments Where quoted market prices are available in an active market, securities are classified within Level 1 of the valuation hierarchy. The Organization invests in stocks and mutual funds. Investments held by the organization are classified as Level 1 securities, with a fair market value at March 31, 2018 and 2017 of $10,007 and $0, respectively.

Note 10 – March 2017 Facility Fire

On March 24, 2017, a fire occurred in the Organization's facilities, mainly impacting the laundry service operations. The fire caused damage to the building and equipment, as well as creating the need to outsource laundry operations due to the fire. A receivable is included in the March 31, 2017 statement of position for $19,764 related to the outsourcing costs associated with continuation of services to the Organization's laundry service clients. In the fiscal year beginning April 1, 2017, additional insurance activity occurred related to additional loss of income due to outsourcing, as well as insurance proceeds related to damaged equipment and building structures. During the year ended March 31, 2018, laundry operations ceased, and gain on disposal of equipment and building assets was $93,004.

Note 11 – Evaluation of Subsequent Events

The Organization has evaluated subsequent events through July 23, 2018, the date which the financial statements were available to be issued.

Subsequent to March 31, 2018, the Organization entered into an agreement to use insurance proceeds to repair and add on to the building formerly used for laundry operations for future use as warehousing, with construction beginning during July 2018, with costs expected to approximate $600,000.

Joplin Workshops, Inc.

Auditor's Report and Financial Statements
For the years ended
March 31, 2017 and 2016



W. BENMILLER, CPA LLC

Joplin Workshops, Inc.

For the Years Ended March 31, 2017 and 2016

Table of Contents

Independent Auditor's Report	1
Statements of Financial Position	2
Statements of Activities	3
Statements of Functional Expenses	4 - 5
Statements of Cash Flows	6
Notes to the Financial Statements	7

W. BENMILLER, CPA LLC

INDEPENDENT AUDITOR'S REPORT

To the Board of Directors of
Joplin Workshops, Inc.

We have audited the accompanying financial statements of Joplin Workshops, Inc. (a nonprofit organization), which comprise the statement of financial position as of March 31, 2017, and the related statements of activities and cash flows for the year then ended, and the related notes to the financial statements.

Management's Responsibility for the Financial Statements

Management is responsible for the preparation and fair presentation of these financial statements in accordance with accounting principles generally accepted in the United States of America; this includes the design, implementation, and maintenance of internal control relevant to the preparation and fair presentation of financial statements that are free from material misstatement, whether due to fraud or error.

Auditor's Responsibility

Our responsibility is to express an opinion on these financial statements based on our audit. We conducted our audit in accordance with auditing standards generally accepted in the United States of America. Those standards require that we plan and perform the audit to obtain reasonable assurance about whether the financial statements are free from material misstatement.

An audit involves performing procedures to obtain audit evidence about the amounts and disclosures in the financial statements. The procedures selected depend on the auditor's judgment, including the assessment of the risks of material misstatement of the financial statements, whether due to fraud or error. In making those risk assessments, the auditor considers internal control relevant to the entity's preparation and fair presentation of the financial statements in order to design audit procedures that are appropriate in the circumstances, but not for the purpose of expressing an opinion on the effectiveness of the entity's internal control. Accordingly, we express no such opinion. An audit also includes evaluating the appropriateness of accounting policies used and the reasonableness of significant accounting estimates made by management, as well as evaluating the overall presentation of the financial statements.

We believe that the audit evidence we have obtained is sufficient and appropriate to provide a basis for our audit opinion.

Opinion

In our opinion, the financial statements referred to above present fairly, in all material respects, the financial position of Joplin Workshops, Inc. as of March 31, 2017, and the change in its net assets and its cash flows for the year then ended in accordance with accounting principles generally accepted in the United States of America.

Other Matter

The financial statements of Joplin Workshops, Inc. as of March 31, 2016, and for the year then ended were audited by other auditors. Those auditors expressed an unqualified opinion on those financial statements in their report dated July 18, 2016.

W. Ben Miller, CPA LLC
Webb City, Missouri
July 26, 2017

1 South Main Street, Suite 101
Webb City, MO 64870

Phone: 417.674.1213
www.cpabenmiller.com

Joplin Workshops, Inc.
Statements of Financial Position
March 31, 2017 and 2016

	2017	2016
Current Assets		
Cash and cash equivalents	$ 1,248	$ 81,165
Accounts receivable	137,527	148,811
Insurance proceeds receivable	19,764	-
Inventory	13,337	20,829
Prepaid expenses	2,008	3,330
Total current assets	173,884	254,135
Property and Equipment		
Land and land improvements	73,719	73,719
Buildings	1,645,742	1,645,742
Equipment and furnishings	1,715,363	1,692,389
Vehicles	402,405	420,791
Rental goods	21,500	21,500
	3,858,729	3,854,141
Accumulated depreciation	(3,332,000)	(3,282,684)
Total property and equipment	526,729	571,457
Total Assets	$ 700,613	$ 825,592
Current Liabilities		
Accounts payable	$ 164,527	$ 119,292
Current portion of notes payable	38,170	50,429
Current portion of capital lease obligations	4,443	812
Accrued expenses	65,286	101,261
Total current liabilities	272,426	271,794
Long-term Liabilities		
Notes payable	233,429	283,716
Capital lease obligations	20,607	2,432
Less current portion of notes payable	(38,170)	(50,429)
Less current portion of capital lease obligations	(4,443)	(812)
	211,423	234,907
Net Assets		
Unrestricted net assets	216,764	318,891
Total net assets	216,764	318,891
Total Liabilities and Net Assets	$ 700,613	$ 825,592

See independent auditor's report and notes to the financial statements

Joplin Workshops, Inc.
Statements of Activities
For the Years Ended March 31, 2017 and 2016

	2017	2016
Unrestricted Net Assets		
Revenues and gains		
Contract income	$ 1,393,836	$ 1,394,270
Missouri Department of Elementary and Secondary Education - State Aid	312,548	360,869
Jasper County Sheltered Facilities Board (SB-40)		
Employee Transportation Grant	27,273	31,452
Other grants	142,722	183,783
Contributions	29,505	40,730
Gain (loss) on disposal of assets	10,550	4,200
Other	32,824	34,556
Total unrestricted revenues and gains	1,949,258	2,049,860
Expenses		
Program services		
Subcontracts	371,929	421,559
Laundry	1,287,160	1,326,406
Employee Development Center	160,832	178,250
Supporting services		
Management and general	231,464	311,946
Total expenses	2,051,385	2,238,161
Decrease in unrestricted net assets	(102,127)	(188,301)
Change in Net Assets	(102,127)	(188,301)
Net Assets, Beginning of Year	318,891	507,192
Net Assets, End of Year	$ 216,764	$ 318,891

See independent auditor's report and notes to the financial statements

Joplin Workshops, Inc.
Statement of Functional Expenses
For the Year Ended March 31, 2017

	Employment Program Services				Supporting Services	
	MAS Subcontracts	HLS Laundry	Employee Development Center	Total Program Expenses	General and Administrative	Grand Total
Cost of sales	$ 32,927	$ 124,384	$ -	$ 157,311	$ -	$ 157,311
Employee wages	137,903	297,460	73,633	508,996	-	508,996
Staff wages	89,743	393,613	51,002	534,358	104,565	638,923
Payroll taxes	23,990	71,094	12,775	107,859	11,770	119,629
Workers compensation rebate	-	-	-	-	(6,110)	(6,110)
Employee benefits	6,977	2,301	1,634	10,912	-	10,912
Staff benefits	15,119	69,840	12,931	97,890	4,356	102,246
Subcontract labor	62	8,802	-	8,864	-	8,864
Utilities	27,451	174,246	6,292	207,989	5,706	213,695
Repairs and maintenance	6,068	53,151	180	59,399	12,128	71,527
Supplies	2,638	3,875	47	6,560	641	7,201
Recycling expense	352	-	-	352	-	352
Vehicle expense	1,491	30,949	-	32,440	-	32,440
Freight and postage	2,401	943	-	3,344	721	4,065
Interest	-	3,884	-	3,884	10,437	14,321
Insurance	4,652	11,440	1,875	17,967	6,033	24,000
Sales/use tax	-	199	-	199	-	199
Telephone	1,395	3,545	168	5,108	2,382	7,490
Professional fees	-	-	-	-	25,668	25,668
Travel	88	310	-	398	1,886	2,284
Marketing	25	463	-	488	999	1,487
Employee transportation	-	-	-	-	26,215	26,215
Depreciation	15,047	30,646	-	45,693	22,762	68,455
Events and awards	320	560	260	1,140	193	1,333
Health and safety	506	4,385	35	4,926	47	4,973
Dues and subscriptions	60	20	-	80	1,805	1,885
Staff training	549	965	-	1,514	1,744	3,258
Workers medical	-	85	-	85	-	85
Discounts given	2,165	-	-	2,165	(2,554)	(389)
Legal expense	-	-	-	-	70	70
	$ 371,929	$ 1,287,160	$ 160,832	$ 1,819,921	$ 231,464	$ 2,051,385

See independent auditor's report and notes to the financial statements

Joplin Workshops, Inc.
Statement of Functional Expenses
For the Year Ended March 31, 2016

	Employment Program Services				Supporting Services	
	MAS Subcontracts	HLS Laundry	Employee Development Center	Total Program Expenses	General and Administrative	Grand Total
Cost of sales	$ 51,682	$ 87,800	$ -	$ 139,482	$ -	$ 139,482
Employee wages	133,041	301,106	77,195	511,342	-	511,342
Staff wages	91,733	366,329	48,910	506,972	166,095	673,067
Employee back wages	4,127	16,800	5,107	26,034	-	26,034
Payroll taxes	17,125	51,099	9,766	77,990	12,365	90,355
Employee benefits	14,333	31,398	8,287	54,018	-	54,018
Staff benefits	24,106	79,997	13,681	117,784	20,604	138,388
Subcontract labor	-	46,061	-	46,061	590	46,651
Utilities	23,279	159,970	9,091	192,340	5,774	198,114
Repairs and maintenance	7,755	62,115	1,323	71,193	12,656	83,849
Supplies	3,427	6,264	494	10,185	2,164	12,349
Vehicle expense	1,369	26,179	-	27,548	-	27,548
Freight and postage	1,451	466	-	1,917	728	2,645
Interest	-	-	-	-	11,256	11,256
Insurance	5,382	10,726	1,918	18,026	7,478	25,504
Telephone	838	3,393	723	4,954	1,892	6,846
Professional fees	-	-	-	-	13,607	13,607
Travel	-	2,407	-	2,407	1,775	4,182
Marketing	-	-	-	-	2,511	2,511
Employee transportation	-	-	-	-	26,449	26,449
Depreciation	36,006	65,991	-	101,997	10,286	112,283
Events and awards	114	601	82	797	555	1,352
Health and safety	798	2,505	125	3,428	190	3,618
Dues and subscriptions	40	220	-	260	1,612	1,872
Rent	-	-	-	-	324	324
Small equipment	311	306	-	617	-	617
Staff training	-	1,010	-	1,010	246	1,256
Workers medical	85	566	-	651	200	851
Discounts given	1,460	-	-	1,460	-	1,460
Bad debt expense	3,097	3,097	1,548	7,742	1,548	9,290
Legal expense	-	-	-	-	11,041	11,041
	$ 421,559	$ 1,326,406	$ 178,250	$ 1,926,215	$ 311,946	$ 2,238,161

See independent auditor's report and notes to the financial statements

Joplin Workshops, Inc.
Statements of Cash Flows
For the Years Ended March 31, 2017 and 2016

	2017	2016
Cash Flows From Operating Activities		
Change in net assets	$ (102,127)	$ (188,301)
Adjustments to reconcile change in net assets to net cash provided by operating activities		
Depreciation	68,455	61,570
(Gain) loss on sale of assets	(10,550)	(4,200)
Changes in operating assets and liabilities		
Decrease (increase) in account receivable	(8,480)	23,713
Decrease (increase) in prepaid expenses	1,322	4,738
Decrease (increase) in inventory	7,492	3,417
Increase (decrease) in accounts payable	45,235	(921)
Increase (decrease) in accrued expenses	(35,975)	(16,316)
Net cash flows from operating activities	(34,628)	(116,300)
Cash Flows From Investing Activities		
Purchase of property and equipment	(23,727)	(11,054)
Proceeds from sale of property and equipment	10,550	34,782
Proceeds from sale of investments	-	97
Net cash flows from investing activities	(13,177)	23,825
Cash Flows From Financing Activities		
Principle payments on notes payable	(50,287)	(127,284)
Borrowings on notes payable	-	285,000
Principle payments on capital leases	(3,777)	(738)
Borrowings on capital leases	21,952	-
Net cash flows from financing activities	(32,112)	156,978
Net Increase (Decrease) in Cash and Cash Equivalents	(79,917)	64,503
Cash and Cash Equivalents - Beginning of Year	81,165	16,662
Cash and Cash Equivalents - End of Year	$ 1,248	$ 81,165
Interest Paid	$ 14,321	$ 11,256

See independent auditor's report and notes to the financial statements

Note 1 – Nature of Activities and Significant Accounting Policies

Nature of Activities – Joplin Workshops, Inc. is a non-profit organization which operates for the benefit of the developmentally disabled individuals of the Joplin, Missouri area, providing employment through contracts with various industries in Joplin and the surrounding area. The primary source of revenue is contract income from laundry service for the area hospitals. Other sources of revenue include contracts for product assembly. The Workshop extends unsecured credit to its customers.

Basis of Accounting - The financial statements of the Organization have been prepared on the accrual basis of accounting and accordingly reflect all significant receivables, payables, and other liabilities.

Cash and cash equivalents - For purposes of the statements of cash flows, the Organization considers all highly liquid investments available for current use with an initial maturity of three months or less to be cash equivalents.

Net Asset Presentation - The financial statements report amounts separately by class of net assets. Unrestricted net assets are those currently available at the discretion of the board to use in the organization's operations and those resources invested in equipment. Temporarily restricted net assets are those that have been stipulated by donors for specific operating purposes or for the acquisition of equipment.

Property and equipment – The Organization capitalizes property and equipment over $1,000. Property and equipment acquired by purchase are stated at cost. Donations of property and equipment are recorded as contributions at their estimated fair value. Such donations are reported as unrestricted contributions unless the donor has restricted the donated asset to a specific purpose. Assets donated with explicit restrictions regarding their use, and contributions of cash that must be used to acquire property and equipment, are reported as restricted contributions. Absent donor stipulations regarding how long those donated assets must be maintained, the Organization reports expirations of donor restrictions when the donated or acquired assets are placed in service. The Organization reclassifies temporarily restricted net assets to unrestricted net assets at that time. Depreciation of property and equipment is provided using the straight-line method for financial reporting purposes at rates based on their estimated useful lives, ranging from 3 to 40 years. Depreciation was $68,455 and $112,283 for the years ended March 31, 2017 and 2016, respectively. Expenditures for major renewals and betterments that extend the useful lives of property and equipment are capitalized. Expenditures for maintenance and repairs are charged to expense as incurred.

Contributed Services - No amounts have been reflected in the financial statements for donated services. The Organization generally pays for services requiring specific expertise. However, many individuals volunteer their time and perform a variety of tasks that assist the Organization, but these services do not meet the criteria for recognition as contributed services. During the years ended March 31, 2017 and 2016, the value of contributed services meeting the requirements for recognition in the financial statements was not material and has not been recorded.

Note 1 – Nature of Activities and Significant Accounting Policies (continued)

Contributions - Contributions received are recorded as unrestricted, temporarily restricted, or permanently restricted net assets depending on the existence or nature of any donor restrictions.

Accounts Receivable - Accounts receivable are stated at the amount billed to customers. The Workshop evaluates the need for an allowance for doubtful accounts based upon a review of outstanding receivables, historical collection information and existing economic conditions. Accounts receivable accounts that are past due more than 60 days are considered delinquent. Delinquent receivables are written off based on individual credit evaluation and specific circumstances of the customer and consequently there is not an allowance for doubtful accounts. The allowance for doubtful accounts is based on management's assessment of the collectability of specific customer accounts, the aging of the accounts receivable, historical experience, and other currently available evidence. The allowance for uncollectible accounts receivable was $0 at both March 31, 2017 and 2016.

Inventory Pricing - Inventory is stated at the lower of cost or market and consists mainly of raw materials, chemicals and packaging. Costs are determined using the first-in, first-out (FIFO) method.

Workers Compensation Insurance - The Workshop is a member of Sheltered Workshop Insurance of Missouri ("SWIM"), a workers compensation risk pool for tax-exempt sheltered workshops and vocational rehabilitation organizations. As a member of this risk pool, the Workshop pays assessments that are approved by SWIM' s governing body.

Income Tax Status - The Organization is a not-for-profit organization that is exempt from income taxes under Section 501(c)(3) of the Internal Revenue Code and classified by the Internal Revenue Service as other than a private foundation.

Estimates - The preparation of financial statements in conformity with generally accepted accounting principles requires management to make estimates and assumptions that affect the reported amounts of assets and liabilities and disclosure of contingent assets and liabilities at the date of the financial statements and the reported amounts of revenues and expenses during the reporting period. Actual results could differ from those estimates.

Functional Allocation of Expenses - The costs of supporting the various programs and other activities have been summarized on a functional basis in the statement of activities. Certain costs have been allocated among the program and management and general categories.

Note 2 – Significant Concentrations of Credit Risk

Concentration of Credit Risk - The Organization maintains its cash balances at financial institutions located in Southwest Missouri. Accounts held by the institutions are insured by the Federal Deposit Insurance Corporation (FDIC) up to $250,000. The Organization had no balances over the insured level at March 31, 2017 and 2016.

Revenues from Major Products or Services - Approximately 16% and 18% of the Workshop's revenues were from the Missouri Department of Elementary and Secondary Education in fiscal years 2017 and 2016, respectively. The amount received is based on the number of developmentally disabled individuals employed per day. The total amount of state aid revenue for 2017 and 2016 was $312,548 and $360,869, respectively.

Note 3 – Long-term Debt

Long-term debt consisted of the following at March 31, 2017 and 2016:

	2017	2016
Note payable to UMB Bank for the repayment of line of credit and accounts payable in the amount of $175,000. The note requires a monthly payment of $1,905.93 including variable interest at 5.5%, adjusted annually. The note matures on February 1, 2021 and is secured by real estate.	$ 160,200	$ 173,716
Note payable to Jasper County Sheltered Facilities Board for the amount of $110,000 with zero interest. The note requires a one time payment of $15,000 with monthly payments of $1,979.17. The note matures April 14, 2020 and is secured by real estate.	73,229	110,000
	233,429	283,716
Less current maturities of long-term debt	(38,170)	(50,429)
	$ 195,259	$ 233,287

Annual maturities of long-term debt at March 31, 2017 are:

2018	$ 38,170
2019	38,983
2020	39,843
2021	116,433
	$ 233,429

Note 4 – Line of Credit

Beginning in January 2017, the Organization has an open $20,000 line of credit with the Jasper County Sheltered Facilities Board that bears interest at 0%. The total credit line requires that draws be repaid within 30 days of the advance. The agreement is cancellable by either party with 120 days written notice, and is secured by real estate. At March 31, 2017 the Organization had $0 borrowed against the line of credit.

Note 5 – Capital Leases

The Organization's capital leases consist of the following at March 31, 2017 and 2016:

	2017	2016
Lease obligation for $4,000 with Canon for purchase of a copier due in equal monthly payments of $84.04 through December 2018, including interest at 9.50%	$ 1,620	$ 2,432
Lease obligation for Leaf equipment; due in monthly payments of $559.33 through March 2021, with interest at 18.159%; with interest due if paid off early.	18,987	-
	20,607	2,432
Less current maturities	(4,443)	(812)
	$ 16,164	$ 1,620

Annual maturities of capital lease obligations at March 31, 2017 are:

2018	$ 4,443
2019	4,977
2020	5,091
2021	6,096
	$ 20,607

Note 6: Litigation

Joplin Workshops, Inc. was involved in litigation with the Jasper County Sheltered Facilities Board. In August of 2005, Joplin Workshops, Inc. filed a declaratory judgment action against the Jasper County Sheltered Facilities Board regarding their alleged allocation of tax funds that was not in accordance with the ballot measure authorizing the tax levy approved by Jasper County voters. The litigation generally seeks injunction relief and a declaratory judgment as to exactly how the funds should be spent. In April of 2010, the appellate court remanded the case back to the circuit court with instruction. On October 26, 2015, the case was closed with neither party being ordered to pay any money to the other. Joplin Workshops, Inc. owed litigation fees in the amount of $27,311 and $28,114 on March 31, 2017 and 2016, respectively.

Note 7 – Related Party Transactions

During the years ended March 31, 2017 and 2016, the Organization contracted for services with individuals or businesses with a relationship to the organization as follows:

Aaron Smith, member of the Board of Directors, is an employee of United Missouri Bank (UMB), where the Association has cash balances totaling $898 and $36,918 at March 31, 2017 and 2016, respectively. In addition, the Organization had loan balances with UMB of $160,200 and $173,716 at March 31, 2017 and 2016, respectively.

Note 8 – March 2017 Facility Fire

On March 24, 2017, a fire occurred in the Organization's facilities, mainly impacting the laundry service operations. The fire caused damage to the building and equipment, as well as creating the need to outsource laundry operations due to the fire. A receivable is included in the March 31, 2017 statement of position for $19,764 related to the outsourcing costs associated with continuation of services to the Organization's laundry service clients. In the fiscal year beginning April 1, 2017, additional insurance activity occurred related to additional loss of income due to outsourcing, as well as insurance proceeds related to damaged equipment and building structures.

Note 9 – Evaluation of Subsequent Events

The Organization has evaluated subsequent events through July 26, 2017, the date which the financial statements were available to be issued.

Subsequent to March 31, 2017, all notes payable owed by the Organization were paid in full to the respective lenders.

ISSUE #4 – GENERAL EMPLOYEE ASSOCIATION

A. Consider the request to include the General Employees in any future wage and benefit changes, the same as Police and Fire.
B. Consider the request to add Martin Luther King Jr. Day as a City observed holiday.
C. See attachments from the City Manager and the General Employee Association.

OPTIONS

1. Accept or deny the request to include General Employees in any future wage and benefit changes, the same as Police and Fire.
2. Accept or deny the request to add Martin Luther King Jr. Day as a City observed holiday.
3. Other options as developed by City Council.

COUNCIL DIRECTION

Notes:

CITY OF JOPLIN MISSOURI

Office of the City Manager
602 S. Main Street
Joplin, Missouri 64801
(417) 624-0820 Ext.200
(417) 625-4707 (Fax)

MEMORANDUM

To: Mayor Gary Shaw and
Members of the City Council

From: Sam Anselm, City Manager

Date: September 6, 2018

Subject: General Employees Association Request

The General Employee Association has submitted the following for your consideration in FY 2018-2019. This memorandum contains the request submitted by the Association, followed by my comments and recommendation. This year, the General Employee Benefit Association requests two items.

ITEM #1 WAGES & BENEFITS

Association Request

First of all, thank you for giving the General Employees the opportunity to submit a request each year during the budget process. Following is the General Employee requests for FY 2018-2019.

Wages & Benefits
The General Employees would like to thank you for implementing a new step plan for all employees. We really appreciate this wage increase. There has been a lot of discussion surrounding police and fire wages. The General Employee group respectfully requests they be included in any future wage and benefit changes, the same as Police and Fire.

Current Policy/Practice

A new step pay plan was presented by the City Manager and approved by the City Council, which went into effect on August 4, 2018. The beginning wage of each grade remained the same as the previous pay plan. While there is 2% between steps, each employee was placed in the pay plan at the step that corresponded

to their years of service in their current position, at a minimum. On average, the implementation and placement within this pay plan resulted in an average increase of 3.4% in addition to the 2% across-the-board raise granted in November of 2017, the beginning of the current fiscal year. City employees also received a 3% across-the-board raise on their anniversary date during the 2017 fiscal year.

City Manager's Comments and Discussion

Over the last twenty years, the City has approved two different pay plans that were based on full-blown "market type" studies of like positions from comparable cities. One study was completed in 2000, resulting in a new pay plan adoption on November 1, 2000. The second study was completed in early 2011, resulting in a new pay plan adoption in May of 2013. When pay plans are being adjusted by inflation adjustments and during those times when resources are available, it is common place and a good practice to undertake some type of "market" study every 8-10 years on average to ensure positions are remaining competitive.

Recommendation

The City's general fund has faced severe financial constraints for the last several years. Over this time period, the City has undertaken various measures to cut expenditures in an effort to become as efficient and effective as possible and balance the budget. However, as evidenced by the fiscal year 2019 proposed budget document, the financial constraints in the general fund remain much the same. As a result, I believe the City should continue to work towards becoming more financially sustainable in the future through additional revenue source(s) and further expenditure reductions, while continuing to provide quality services to the citizens of this community. It takes an entire organization of all city employees to provide quality services to residents and visitors. As such, all employees are equally valuable to this organization.

ITEM #2 **ADDITIONAL PAID HOLIDAY**

Association Request

Additional Paid Holiday
The General Employees would like to receive Martin Luther King, Jr. Day as an additional paid holiday. As you are aware, the City Council does not hold council meetings if the meeting falls on

Martin Luther King, Jr. Day. Also, other cities our size, such as Cape Girardeau, St. Joseph, Independence, and Jefferson City, observe this holiday. Additionally, the counties, state and federal government also recognize this holiday.

The General Employee Benefit Association did a holiday comparison of 52 Missouri cities/government entities. Of these, 49 observed Martin Luther King, Jr. Day (94%).

If the Council approves an additional paid holiday for the General Employees, the Council would also be granting an equivalent amount to the Police & Fire Employees. The additional holiday would cost approximately $62,000 to grant to all employees, to cover the seven day per week, 24-hour per day services.

Current Policy/Practice

The City currently grants 8 holidays and 2 floating holidays to general employees. The last holiday requested by the general employee association was President's Day, but the recommendation from Human Resources was Martin Luther King Jr.'s Day. President's Day was granted as an additional holiday, rather than Martin Luther King Jr.'s Day.

City Manager's Comments and Discussion

Please find attached a holiday schedule comparison to other cities across Missouri completed several years ago by the General Employee Benefit Association. The City does not observe several common national holidays, including Martin Luther King Jr.'s Day and Veteran's Day. At the request of the Association, President's Day was granted previously due to the time span between New Year's Day and Memorial Day.

Historically, when the City granted an additional holiday to the general employees, the City also granted an equivalent amount of floating holidays to the fire employees. The Fire Department receives floating holidays rather than regularly scheduled holidays. As a part of the financial sustainability report, other employees working schedules other than five 8-hour days will also be moved to floating holidays. An additional holiday would impact this floating holiday change for those employees working other schedules. At current pay levels, the additional cost of the holiday for general employees is approximately $10,000 to cover the seven day per week, 24-hour per day services provided by the City. The holiday would cost an additional estimated $50,000 for the police and fire departments.

Recommendation

According to the comparison completed by the City several years ago, Joplin is on the lower end of the total number of holidays awarded by local, county, state, and federal governments. Given this data, perhaps consideration of granting an additional holiday is warranted when resources are available. Currently, this request is only being made by the general employees. The cost of the additional holiday for general employees only doesn't impact the general fund. However, if public safety employees are also granted the additional holiday, the impact to the general fund based on current pay levels is an estimated $50,000. As wage increases are granted, the estimated cost of the additional holiday will increase.

GENERAL EMPLOYEE BENEFIT ASSOCIATION
CITY OF JOPLIN

DATE: August 10, 2018
TO: City Manager and City Council
FROM: General Employee Benefit Association
RE: FY 2018-2019 Budget Request

First of all, thank you for giving the General Employees the opportunity to submit a request each year during the budget process. Following is the General Employee requests for FY 2018-2019.

Wages & Benefits

The General Employees would like to thank you for implementing a new step plan for all employees. We really appreciate this wage increase. There has been a lot of discussion surrounding police and fire wages. The General Employee group respectfully requests they be included in any future wage and benefit changes, the same as Police and Fire.

Additional Paid Holiday

The General Employees would like to receive Martin Luther King, Jr. Day, as an additional paid holiday. As you are aware, the City Council does not hold council meetings if the meeting falls on Martin Luther King, Jr. day. Also, other cities our size, such as Cape Girardeau, St. Joseph, Independence, and Jefferson City, observe this holiday. Additionally, the counties, state and federal government also recognize this holiday.

The General Employee Benefit Association did a holiday comparison of 52 Missouri cities/government entities. Of these, 49 observed Martin Luther King, Jr. day (94%).

If the Council approves an additional paid holiday for the General Employees, the Council would also be granting an equivalent amount to the Police & Fire Employees. The additional holiday would cost approximately $62,000 to grant to all employees, to cover the seven day per week, 24-hour per day services.

Thank you for considering our requests.

VARIOUS CITY AND GOVERNMENT ENTITY COMPARISON
MARTIN LUTHER KING JR. DAY and VETERAN'S DAY HOLIDAY
As of August 10, 2016

City/Government Entity	Martin Luther King Jr. Day Observed	Veteran's Day Observed	City/Government Entity	Martin Luther King Jr. Day Observed	Veteran's Day Observed
Blue Springs	Y	Y	North Kansas City	Y	N
Bolivar	Y	Y	Oak Grove	Y	Y
Boonville	Y	N	O'Fallon	Y	Y
Buffalo	N	Y	Olivette	Y	Y
Camdenton	Y	Y	Osage Beach	Y	Y
Cape Girardeau	Y	Y	Palmyra	Y	Y
Cameron	Y	Y	Pevely	Y	Y
Columbia	Y	N	Pleasant Valley	Y	N
Eureka	Y	Y	Reeds Spring	N	Y
Independence	Y	Y	Republic	Y	Y
Jasper County	Y	Y	Richmond	Y	Y
Jefferson City	Y	Y	Richmond Heights	Y	N
Kansas City	Y	Y	Rock Hill	Y	Y
Kirkwood	Y	N	Sedalia	Y	Y
Knob Noster	Y	Y	Springfield	Y	Y
Lebanon	Y	Y	St. Charles	Y	Y
Lee's Summit	Y	N	St. John	Y	Y
Licking	Y	Y	St. Joseph	Y	Y
Maplewood	Y	N	St. Louis City	Y	Y
Mexico	Y	Y	St. Louis County	Y	Y
Moscow Mills	Y	Y	State of Missouri	Y	Y
Mt. Vernon	Y	Y	Sullivan	Y	N
Neosho	Y	Y	Sunset Hills	Y	N
Nevada	N	Y	Tarkio	Y	Y
Newton County	Y	Y	Warrensburg	Y	Y
Normandy	Y	Y	Washington	Y	Y

****

Total City and Government Entities Observing Martin Luther King Jr. Day is 49 out of 52, which is 94%
Total City and Government Entities Observing Veteran's Day is 42 out of 52, which is 81%

ISSUE #5 – FINANCIAL SUSTAINABILITY REPORT UPDATE

A. Review the status and next steps of the options from the Financial Sustainability Report based on Council direction.
B. See attached information from City staff.

OPTIONS

1. Discuss the status and next steps of the various options.

COUNCIL DIRECTION

Notes:

CITY OF JOPLIN MISSOURI

Office of the City Manager
602 S. Main Street
Joplin, Missouri 64801
(417) 624-0820 Ext.200
(417) 625-4707 (Fax)

MEMORANDUM

TO: Mayor Gary Shaw and City Councilors

FROM: Sam Anselm, City Manager

DATE: September 6, 2018

RE: Financial Sustainability Report Update

Beginning with the 2015 fiscal year, the general fund began to face tighter financial constraints than other funds. As a result, the City took various steps each year in order to balance the general fund budget. Here are some steps taken by fiscal year:

- FY 2015 – froze wages
- FY 2016 – froze wages and froze all capital replacement in the general fund
- FY 2017 – eliminated fifteen non-public safety positions, made various other budget cuts, granted 3% across-the-board raise
- FY 2018 – reduced expenditures by paying off city hall, installed turf at Joe Becker Stadium and Wendell Redden to reduce maintenance costs, decreased transfer to emergency communications, decreased liability insurance transfer, granted 2% across-the-board raise effective at the beginning of the fiscal year, implemented a step pay plan resulting in an average raise of 3.4% in August

As shown in the proposed fiscal year 2019 budget, the general fund is still facing the same financial constraints as in recent past years. Some of the measures taken were temporary expenditure reductions. In order to try to address the long-term financial sustainability of the general fund, staff presented a Financial Sustainability report with various revenue and expenditure reduction options in June. Council then held a work session to discuss the options and made decisions about each option. Based on the direction received from Council, many items have been included in the proposed budget. Please find attached a summary of each option that includes a status update, next steps, budget impact and an estimated timeline for discussion. As the options presented progress, along with the Finance Committee's revenue project, the City can begin to work towards a more sustainable general fund while continuing to provide outstanding services to the citizens and visitors of our community.

CITY OF JOPLIN

FINANCIAL SUSTAINABILITY UPDATE

AS OF SEPTEMBER 6, 2018

OPTION NUMBER	OPTION DESCRIPTION	PRIOR COUNCIL ACTION	STATUS UPDATE	NEXT STEPS	FY 19 PROPOSED BUDGET IMPACT	ESTIMATED TIMELINE
Revenues:						
Item #1	Use Tax	Placed on August Ballot	Voters defeated by 54.6%	Review by Finance Committee	Not included	Oct-18
Item #2	Sales Tax	N/A	N/A	Review by Finance Committee	Not included	Oct-18
Item #3	Property Tax	N/A	N/A	Review by Finance Committee	Not included	Oct-18
Item #4	Completion of TIF's	N/A	N/A	N/A	Not included	Five to Six Years
Item #5	Telephone Franchise Taxes	N/A	Continue Legal Process	N/A	Not included	Unknown
Item #6	Review Pool Admission Fees	Develop Ordinance for 2019 swim season	Staff working on ordinance	Bring Ordinance to Agenda	Included	No later than December 2018
Expenditures:						
Option #1	Close P&F Pension Plan to New Members	Evaluate & Research Option	Staff to begin research	Hire Actuary, Contact LAGERS, Research Funding Sources	Not included	Unknown
Option #2	Reduce Minimum Staffing at Certain Fire Stations	Research minimum staffing impact and information from other cities	Staff to begin research	Gather Additional Information from other cities	Not included	No later than December 2018
Option #3	Justify Overtime	Approve implementation of policy	Staff develop Overtime Justification Policy & Procedures	Write Policy for Personnel Board Action; Council Action	Included	No later than December 2018

OPTION NUMBER	OPTION DESCRIPTION	PRIOR COUNCIL ACTION	STATUS UPDATE	NEXT STEPS	FY 19 PROPOSED BUDGET IMPACT	ESTIMATED TIMELINE
Option #4	Adopt Take Home Vehicle Policy	Approve implementation of policy	Staff develop Take Home Car Policy and Fleet Reduction	Write Policy for Council Review and City Manager Approval; Build Parking Lot	Included	No later than December 2018
Option #5	Require Fire Department to follow Call Back Policy	Implement on November 1, 2018	N/A	Follow Up with Fire Department	Included	1-Nov-18
Option #6	Explore Work Period Ordinance for Public Safety	Research work period impact	Staff to begin research	Assemble information and make recommendation	Not included	No later than December 2018
Option #7	Close Police South Station	Approve closing South Station	Staff has identified Leased Property with Newton County Sheriff	Evaluate Lease Option; Close South Station	Included	No later than December 2018
Option #8	Reduce Police Captains from 4 to 3	Council rejected this option	None	None	None	None
Option #9	Review Usage of Sworn Police vs. Civilians in Certain Positions	Further evaluate for implementation	Staff to begin research	Assemble additional information	Not included	No later than December 2018
Option #10	Phase Out Paying Extra Shifts for Exempt Fire & Police	Implement on November 1, 2018	N/A	Follow Up with Police and Fire Departments	Included	1-Nov-18
Option #11	Cease CALEA Certification not Practices	Council rejected this option	Staff would like the opportunity to discuss this option further	TBD	Not included	TBD
Option #12	Reduction in Court Staff	Approve option	None	Follow Up with Human Resources and Municipal Court	Partially Included	Upon opening in position
Option #13	Reduce Annual Support to Chamber	Tabled for discussion during Budget Work Sessions	Issues & Options Item	Awaiting Further Direction	Not included	TBD

OPTION NUMBER	OPTION DESCRIPTION	PRIOR COUNCIL ACTION	STATUS UPDATE	NEXT STEPS	FY 19 PROPOSED BUDGET IMPACT	ESTIMATED TIMELINE
Option #14	Eliminate Clothing Allowance Stipend	Implement on November 1, 2018	N/A	Follow Up with Human Resources and Police Department	Included	1-Nov-18
Option #15	Review Travel, Publications, Memberships & Uniform Practices	Approve implementation of policies	Staff to begin research	Assemble information and make recommendation	Included	No later than December 2018
Option #16	Include Athletic Complex Operations in Parks/Stormwater Sales Tax Renewal	Approve option	N/A	Include in Tax Renewal Process	Not included	Tax sunsets on March 31, 2022
Option #17	Pay Off Joe Becker Stadium Debt	Approve option	Waiting for first callable option	Evaluate Payoff ability	Not included	Oct-19
Option #18	Research Fire Department Equipment	Approved this option to include with independent review of Fire Department	Waiting for FY 2019 proposed budget review	Staff develop RFP for Fire Department review	Not included	During FY 2019
Option #19	Reduce the Number of K-9's	Tabled until time for K-9 replacement	N/A	N/A	Not included	Unknown
Option #20	Reduce the Number of Motorcycles	Approve reduction of motorcycles from 4 to 2	Motorcycle leased terminated	None	Included	Complete
Option #21	Reduce Telephone Costs	Approve option	Waiting for FY 2019 proposed budget review	Acquire equipment and continue implementation by staff	Partially included	During FY 2019
Option #22	Reduce Museum Subsidy	Tabled for discussion during Budget Work Sessions	Issues & Options Item	Awaiting Further Direction	Not included	TBD
Option #23	Eliminate Holiday Pay/Accruals for Seasonals	Approve option	Staff revise Personnel Rules & Regulations	Present revised Rules & Regulations to Personnel Board; City Council	Included	No later than December 2018

OPTION NUMBER	OPTION DESCRIPTION	PRIOR COUNCIL ACTION	STATUS UPDATE	NEXT STEPS	FY 19 PROPOSED BUDGET IMPACT	ESTIMATED TIMELINE
Option #24	Eliminate Steps for Seasonals	Approve option	Staff revise Salary Administration Plan for Seasonals	Present revised Plan to City Council	Included	No later than December 2018
Option #25	Explore Options for old Iron Gates City Hall	Approve exploring options for this facility	Legal working on title	Staff explore options for facility-no deed restrictions found	Not included	During FY 2019
Option #26	Explore Elimination or Reduction of Lobbyist Services	Council rejected this option	None	None	None	None
Option #27	Establish Pool Vehicle Policy	Approve option	Staff develop Pool Vehicle Policy	Write Policy for Council Review and City Manager Approval	Included	No later than December 2018
Improve Operations, Policies and Employee Matters:						
Option #1	Perform Outside Independent Review of Department Operations	Approve option with Fire Department review during FY 2019	Waiting for FY 2019 proposed budget review	Staff develop RFP for Fire Department review	Included	During FY 2019
Option #2	Combine Full-Time Clerk and Senior Clerk Titles	Approve option	Staff revise Salary Administration Plan	Present revised Plan to City Council	Included	1-Nov-18
Option #3	Correct Promotional Pay	Approve option	Staff revise Personnel Rules & Regulations	Present revised Rules & Regulations to Personnel Board; City Council	Included	No later than December 2018
Option #4	Change Policy to Correct Timing of Raises, Longevity and other Pay Items	Approve option	Staff revise Personnel Rules & Regulations	Present revised Rules & Regulations to Personnel Board; City Council	Included	1-Nov-18

OPTION NUMBER	OPTION DESCRIPTION	PRIOR COUNCIL ACTION	STATUS UPDATE	NEXT STEPS	FY 19 PROPOSED BUDGET IMPACT	ESTIMATED TIMELINE
Option #5	Review Health Insurance Contribution Cost Share Ratio	Approve option	Staff develop Health Insurance Fund Reserve Policy; Expand Wellness Initiative	Write Policy for Council Review and City Manager Approval	Not Included	No later than December 2018
Option #6	Revise Holidays/Floating for Certain Positions	Approve option	Staff revise Personnel Rules & Regulations	Present revised Rules & Regulations to Personnel Board; City Council	Included	No later than December 2018

Included in FY 2019 Proposed Budget

Partially Included in FY 2019 Proposed Budget